ILLINOIS EPA RCRA CORRECTIVE ACTION CERTIFICATION

This certification must accompany any document submitted to Illinois EPA in accordance with the corrective action requirements set forth in a facility's RCRA permit. The original and two copies of all documents submitted must be provided.

1.0 FACILITY IDENTIFICATION

Name: WRB Refining LP - Wood River Refinery
County: Madison
Street Address: 900 South Central Ave.
Site No. (IEPA): 1191150002
City: Roxana, IL 62084
Site No. (USEPA): ILD 080 012 305

2.0 OWNER INFORMATION

Name: Not Applicable
Mailing Address:

3.0 OPERATOR INFORMATION

Equilon Enterprises LLC d/b/a Shell Oil Products US
17 Junction Drive, PMB #399
Glen Carbon, IL 62034
Contact Name: Kevin Dyer
Contact Title: Principal Program Manager
Phone No.: 618-288-7237

4.0 TYPE OF SUBMISSION (check applicable item and provide requested information, as applicable)

☐ RFI Phase I Workplan/Report
☐ RFI Phase II Workplan/Report
☐ CMP Report; Phase _____
☒ Other (describe):
Soil Vapor Sampling Report – 3rd Quarter 2012
Date of Submittal

IEPA Permit Log No. B-43R
Date of Last IEPA Letter on Project 3/14/12
Log No. of Last IEPA Letter on Project B-43R-CA-25
Does this submittal include groundwater information: ☒ Yes ☐ No

5.0 DESCRIPTION OF SUBMITTAL: (briefly describe what is being submitted and its purpose)

Soil Vapor sampling report for the 3rd quarter 2012 sampling event in the project area in the Village of Roxana.

6.0 DOCUMENTS SUBMITTED (identify all documents in submittal, including cover letter; give dates of all documents)

Cover letter, RCRA Corrective Action Certification and Soil Vapor Sampling Report – 3rd Quarter 2012

7.0 CERTIFICATION STATEMENT - ***(This statement is part of the overall certification being provided by the owner/operator, professional and laboratory in Items 7.1, 7.2 and 7.3 below)***. The activities described in the subject submittals have been carried out in accordance with procedures approved by Illinois EPA. I certify under penalty of law that this document and all attachments were prepared under my direction or supervision in accordance with a system designed to assure that qualified personnel properly gather and evaluate the information submitted. Based on my inquiry of the person or persons who manage the system, or those persons directly responsible for gathering the information, the information submitted is, to the best of my knowledge and belief, true, accurate, and complete. I am aware that there are significant penalties for submitting false information, including the possibility of fine and imprisonment for knowing violations.

7.1 **OWNER/OPERATOR CERTIFICATION** (Must be completed for all submittals. Certification and signature requirements are set forth in 35 IAC 702.126.) All submittals pertaining to the corrective action requirements set forth in a RCRA Permit must be signed by the person designated below (or by a duly authorized representative of that person):

1. For a Corporation, by a principal executive officer of at least the level of vice-president.
2. For a Partnership or Sole Proprietorship, by a general partner or the proprietor, respectively.
3. For a Governmental Entity, by either a principal executive officer or a ranking elected official.

A person is a duly authorized representative only if:

1. the authorization is made in writing by a person described above; and
2. the written authorization is provided with this submittal (a copy of a previously submitted authorization can be used).

Owner Signature: _____ _____ (Date)

Title: _____

Operator Signature: Kevin E Myers 9/28/12 (Date)

Title: Principal Program Manager

7.2 **PROFESSIONAL CERTIFICATION** *(if necessary)* - Work carried out in this submittal or the regulations may also be subject to other laws governing professional services, such as the Illinois Professional Land Surveyor Act of 1989, the Professional Engineering Practice Act of 1989, the Professional Geologist Licensing Act, and the Structural Engineering Licensing Act of 1989. No one is relieved from compliance with these laws and the regulations adopted pursuant to these laws. All work that falls within the scope and definitions of these laws must be performed in compliance with them. The Illinois EPA may refer any discovered violation of these laws to the appropriate regulating authority.

Professional's Signature: Robert B Billman

Date: 10/10/12

Professional's Name: Robert B. Billman

Professional's Seal:

Professional's Address: URS Corporation
1001 Highlands Plaza Drive West
St. Louis, MO 63110

Professional's Phone No.: 314-743-4108

7.3 **LABORATORY CERTIFICATION** ***(if necessary)*** - The sample collection, handling, preservation, preparation and analysis efforts for which this laboratory was responsible were carried out in accordance with procedures approved by Illinois EPA.

Name of Laboratory Eurofins Air Toxics

Signature of Laboratory Responsible Officer — Date: 9-26-12

Mailing Address of Laboratory
180-B Blue Ravine Rd
Folsom, CA 95630

Name and Title of Laboratory Responsible Officer: Heidi Hayes Technical Director

URS

October 15, 2012

Mr. Steven F. Nightingale, P.E.
Manager, Permit Section
Illinois Environmental Protection Agency
Bureau of Land
1021 North Grand Avenue East
Springfield, Illinois 62794

Subject: **Soil Vapor Sampling Report – 3rd Quarter 2012**
Roxana, Illinois
119115002 – Madison County
Equilon Enterprises LLC d/b/a Shell Oil Products US
Log No. B-43R

Dear Mr. Nightingale:

On behalf of Shell Oil Products US, URS Corporation is submitting the enclosed report for your review. This sampling was required by Condition 3 of the Illinois Environmental Protection Agency's letter dated August 5, 2010.

If you have any questions during your review, please contact Kevin Dyer, SOPUS Principal Program Manager, at kevin.dyer@shell.com (618/288-7237), or me at robert.mooshegian@urs.com (314/743-4106).

Sincerely,
URS Corporation, on behalf of Shell Oil Products US

Kelly Hurst
Senior Environmental Scientist

Robert Mooshegian, CHMM
Senior Project Manager

Enclosures: RCRA Corrective Action Certification and Report (original plus 2 copies)

Cc: Kevin Dyer, SOPUS
Marty Reynolds, Village of Roxana (Repository)
Eric Petersen, ConocoPhillips
David Webb, IDPH
Jim Moore, IEPA, Springfield
Repository - Roxana Public Library
Gina Search – IEPA, Collinsville

1001 Highland Plaza Drive West, Suite 300
St. Louis, MO 63110
Phone: 314.429.0100
Fax: 314.429.0462

REPORT

SOIL VAPOR SAMPLING – 3RD QUARTER 2012

Roxana, Illinois

Prepared for:

Shell Oil Products US
17 Junction Drive
PMB#399
Glen Carbon, Illinois 62034

October 2012

URS Corporation
1001 Highlands Plaza Drive West, Suite 300
St. Louis, MO 63110
(314) 429-0100
Project 21562735.00013

TABLE OF CONTENTS

CERTIFICATION	**Resource Conservation and Recovery Act (RCRA) Corrective Action Form**	
SECTION 1	**INTRODUCTION**	**1-1**
SECTION 2	**DESCRIPTION OF SUBSURFACE CONDITIONS**	**2-1**
	2.1 Geology	2-1
	2.2 Hydrogeology	2-2
SECTION 3	**SOIL VAPOR SAMPLING AND ANALYTICAL PROCEDURES**	**3-1**
	3.1 Vapor Monitoring Port Sampling	3-1
	3.2 Health & Safety, Decontamination and Investigation Derived Waste	3-5
	3.3 Sample Handling and Laboratory Testing	3-6
	3.4 Data Quality Review and Data Management	3-7
SECTION 4	**SOIL VAPOR SAMPLING RESULTS**	**4-1**
	4.1 Data Quality Review Results	4-1
	4.2 Soil Vapor Analytical Results	4-1
	4.3 Conceptual Site Model	4-3
SECTION 5	**CONCLUSIONS**	**5-1**
SECTION 6	**REFERENCES**	**6-1**

List of Tables

Table 1	Cumulative Groundwater Monitoring Well Gauging Results
Table 2	Soil Vapor Screening Criteria
Table 3	Cumulative Summary of Soil Vapor Analytical Detections and Screening Results: Village - VOCs
Table 4	Cumulative Summary of Soil Vapor Analytical Detections and Screening Results: Public Works Yard and WRR - VOCs
Table 5	Cumulative Summary of Soil Vapor Analytical Results - Natural Gases
Table 6	Soil Vapor Sampling – Tedlar Sampling Data

List of Figures

Figure 1	Investigation Area Location Map
Figure 2	Vapor Monitoring Point Sampling Locations
Figure 3	Groundwater Contour Map – 3Q12
Figure 4	Vapor Port Screen Comparison to Groundwater Elevations (July 2, 2012)
Figure 5	Summary of Benzene Soil Vapor Analytical Results-Village of Roxana
Figure 6	Summary of Benzene Soil Vapor Analytical Results-Roxana Public Works Yard
Figure 7	Summary of Benzene Soil Vapor Analytical Results-WRR
Figure 8	Cross-Section with Benzene Soil Vapor Analytical Results-Chaffer Street
Figure 9	Benzene Soil Vapor Distribution-5 ft bgs
Figure 10	Benzene Soil Vapor Distribution-10 ft bgs
Figure 11	Benzene Soil Vapor Distribution-25 ft bgs
Figure 12	3Q12 Dissolved Phase Benzene Concentrations in Groundwater
Figure 13	Thickness of LNAPL (July 2, 2012)

List of Appendices

Appendix A	Data Review and Laboratory Analytical Reports

Shell Oil Products US (SOPUS) has been conducting a subsurface investigation in the Village of Roxana in the area generally bounded by the alley north of East First Street, the Roxana Public Works Yard, Illinois Route 111 and the property boundary (a/k/a West Fenceline) of the WRB Refining, LP (WRB)[1] Wood River Refinery (WRR) (**Figure 1**). Additional investigation has been conducted inside the WRR; this work was conducted in cooperation with WRB/Phillips 66 (P66)[2]. For the purposes of presentation in this report only, the combined area is collectively referred to as the "Investigation Area." The Investigation Area includes a portion of a residential area in the Village of Roxana, Roxana Public Works Yard, and the adjoining portions of the WRR. For the purposes of this report, the term "Village" is used to denote the residential area generally bounded by the alley north of East 1st Street (north), 8th Street (south), Chaffer Street (east) and Illinois Route 111 (South Central Avenue) (west).

SOPUS has been investigating and delineating soil vapor in the Investigation Area through the installation, development, and sampling of vapor monitoring ports (VMPs). Vapor monitoring locations (VMP-1 through VMP-16) were installed based on a work plan submitted to the Illinois Environmental Protection Agency (IEPA) on behalf of SOPUS on January 21, 2009. IEPA approved the work plan with conditions on May 12, 2009. The results of the vapor investigation and delineation efforts were presented in the *Dissolved Phase Groundwater Investigation and P-60 Free Phase Product Delineation Report*, dated February 18, 2010 (URS, 2010a). Based on recommendations contained in that report, an additional four vapor monitoring ports were installed, developed, and sampled at one existing (VMP-3) and three new vapor monitoring locations (VMP-17 through VMP-19) in the Spring/Summer 2010, with results presented in the *Addendum to February 2010 Report – Supplemental Investigation Activities,* dated September 20*,* 2010 (URS, 2010b).

IEPA provided comments to the February 18, 2010 report in a letter to SOPUS dated August 5, 2010. In particular, Comment Number 3 required quarterly soil vapor sampling and reporting, and Comment Number 2 described the need to further delineate the extent of soil vapors beneath the area. Six VMPs (VMP-20 through VMP-25) were installed and added to the quarterly sampling program beginning with 1st Quarter 2011 (1Q11). The locations of vapor monitoring points in the soil vapor sampling network are presented on **Figure 2**.

[1] WRB, formed January 1, 2007, is a 50/50 joint venture between ConocoPhillips (COP) and EnCana US Refineries, LLC (now known as Cenovus Energy, Inc.).

[2] ConocoPhillips Company announced the separation of the Refining and Marketing business from the Exploration & Production business on July 14, 2011. The separation included an ownership change as well as a name change that became effective May 1, 2012. Phillips 66 is now the operator of the WRB WRR.

IEPA provided further comments in a March 16, 2011 letter (IEPA, 2011) to SOPUS approving the *Soil Vapor Extraction (SVE) Pilot Test Workplan*. In particular, Comment Number 2 required that quarterly soil vapor sampling continue at the 25 VMP locations, and Comment Number 9 requested an updated report, including a discussion of the geology, extent of groundwater impact, and distribution of impacted soil vapor. These items/comments were included in the 1Q11 Report (URS, 2011), and have been updated for this report.

As a result of a meeting between SOPUS and the IEPA on February 8, 2012, the quarterly soil vapor sampling program was expanded to include six additional soil VMPs (VMP-31, VMP-32, and VMP-42 through VMP-45). VMP-31 and VMP-32 were installed in 2Q11 to monitor soil vapor during operation of the Internal Combustion Engines (ICE) located near 4th and Chaffer Street. VMP-42 through 45 were installed during the 3Q11 and 4Q11 in conjunction with the SVE System installation to monitor soil vapor concentrations. Monitoring of these VMPs commenced with the 2Q12 sampling event.

Based on the September 13, 2012 letter (IEPA, 2012), VMP-29, VMP-30, and VMP-41 located within the Roxana Public Works yard will be included in the quarterly sampling program. These VMPS were added to the quarterly sampling program during 2Q12 based on a draft of the September12, 2012 letter. VMP-29 and VMP-30 were installed to monitor the SVE pilot test within the Roxana Public Works Yard in 2Q11. VMP-41 was installed during the 3Q11 in conjunction with the SVE System installation to monitor soil vapor concentrations within the Roxana Public Works Yard. The locations of these vapor monitoring points in the soil vapor sampling network are presented on **Figure 2**.

This section summarizes the current understanding of the Investigation Area geology and hydrogeology.

2.1 GEOLOGY

The Investigation Area is located approximately 1.5 miles east of the Mississippi River within the American Bottoms floodplain. The surface topography is generally flat; however it slopes downward to the west-southwest in the southwestern portion of the Village, with a total drop in elevation of approximately 15 feet across the area.

The ground surface in the Village within the Investigation Area, where not developed with structures, is primarily grass covered with paved (i.e. chip and seal, asphalt, etc.) alleys and streets. Beneath any man-made fill material, the subsurface conditions generally consist of silty clay underlain by sands to the depths investigated.

Subsurface stratigraphy within the Investigation Area consists of the following materials, from the ground surface down:

- Fill - (mainly clay, some gravel and cinders, etc.) Extends from the surface to approximately six feet below ground surface (bgs).
- Clay/Silt - Primarily silty clay. Where present, the clay generally extends from the base of the fill to approximately 12 feet bgs.
- Sand - Consisting primarily of fine to medium grained (which coarsens with depth) sand with some silt and clay, especially at the shallower depths. The sand begins at the base of the clay (or base of the fill if the clay is not present) and extends to the total depth of the borings.
- Discontinuous lower permeability lenses of clay with some silt and sand are occasionally present. These lenses vary in thickness from 1 inch to a few feet and do not appear to be laterally (or vertically) extensive.

Cross-sections depicting the underlying geology were previously presented in the *Dissolved Phase Groundwater Investigation and P-60 Free Phase Product Delineation Report*, dated February 18, 2010 (URS, 2010a). These cross-sections were developed based on information provided on cone penetration test (CPT) logs and soil boring logs. A modified cross-section presenting analytical data is discussed in **Section 4.3** of this report.

2.2 HYDROGEOLOGY

Groundwater in the sand underlying the Investigation Area is the primary source for large volume water production in the area (e.g., industrial and municipal supply). Prior to development in the area, the natural movement of groundwater was toward the west (toward the Mississippi River). Since development in the area, groundwater pumping has altered the groundwater flow in the area to flow toward nearby pumping wells (e.g. WRR, BP, etc.).

The water table is currently encountered at a depth of approximately 25 to 44 feet bgs (approximately elevation 402 to 405 feet above sea level). The variation in depth of groundwater from the ground surface is due to a change in surface elevation across the study area. As a result, there is generally a 15 to 30 foot thick vadose (unsaturated) zone in the sand. Groundwater gauging data from 3Q12 indicates that the groundwater has dropped approximately 1 to 2 feet along the WRR West Fenceline since 1Q12. Water level measurements collected during the 3Q12 groundwater gauging event and historical water level measurements collected over the past three years are provided in **Table 1**. Depth to product (if present) and depth to water were noted in electronic format using Panasonic Toughbook® technology (Toughbook®).

There are discontinuous low permeability clay lenses above the water table (approximately 20 feet bgs) mixed with silt and sand. These clay lenses are isolated and limited in occurrence.

The potentiometric surface observed during the 3Q12 comprehensive groundwater monitoring well gauging (**Figure 3**) illustrates groundwater flow within the Village and WRR. **Figure 4** provides the groundwater potentiometric surface for the Investigation Area with respect to the deepest vapor ports. The gauging results indicate that some of these vapor ports were submerged beneath the water table during this event.

The 3Q12 soil vapor sampling was performed in accordance with applicable URS site-specific Standard Operating Procedures (SOPs) that incorporate previous IEPA comments, conditions, and/or modifications. The 3Q12 VMP sampling event was conducted from July 9 - 31, 2012, August 10, 2012, and August 20, 2012.

3.1 VAPOR MONITORING PORT SAMPLING

The soil vapor sampling network currently consists of 46 VMP locations (**Figure 2**), of which 34 locations are currently being utilized for quarterly sampling. VMPs are generally screened at four depths[3] at each location. The individual VMPs are labeled and color-coded in the field from shallow too deep by using the color scheme of yellow (first interval), blue (second interval), green (third interval), and red (fourth interval). Additional VMPs installed as part of a supplemental sampling event in 2nd Quarter 2010 (2Q10) are color-coded white (10-foot depth). Vapor ports installed during the 3rd and 4th Quarter 2011 do not have the shallow (5-foot depth) port included, and begin with the blue interval port.

VMP Sampling

VMP sampling activities were attempted at each utilized location within the Investigation Area. The sampling was performed in accordance with SOP No. 44R2 – Soil Vapor Purging and Sampling and ASTM D-7663-12.

Prior to VMP sampling, an initial stainless-steel canister vacuum check was performed. A designated pressure gauge provided by the laboratory was attached to the stainless-steel canister inlet, and the stainless-steel canister valve was opened completely. The pressure gauge reading was recorded as "Initial Vacuum Reading" on the stainless-steel canister tag and the field form. This ensured that the canister showed a vacuum of approximately 26 to 30 inches of mercury (Hg). If the canister displayed an initial vacuum of less than 26 inches of Hg, the canister was set aside and returned to the laboratory.

In addition, each flow controller was subjected to an isolated vacuum check to ensure that connectors did not leak. This was conducted by attaching a plug to one end of the flow controller and a barbed connector to the other. A 15 mL hand pump with a vacuum gauge was then attached to the barb. The hand pump evacuated the air inside the flow controller until a vacuum of at least 10 inches Hg was achieved. If the vacuum change over five minutes was equal to or less than 0.5 inches of Hg, the controller was considered acceptable for sampling use.

- The following steps were used to collect each VMP sample:

[3] With the exception of single shallow ports at VMP-17, 18, 19, three ports at VMP 41 through VMP 45, and five ports at VMP-3.

- Upon arrival at a sampling location, the sampling crew would open the vapor port vault to check integrity of each individual soil VMP. This included checking that each port was closed with either a Swagelok® stainless-steel reducer and plug or a 4-way stopcock in place, and each VMP was properly labeled to identify the proper depth.
- The sample train was set up as shown in the photo below. A hose barb connector was connected directly to the monitoring port using compression ferrule connections. The sample train was then attached through Tygoprene® tubing. A flow controller, provided by the laboratory, was then connected to the stainless-steel canister inlet. Flow controllers were not reused during the sampling event. Each flow controller is pre-set by the laboratory to collect the sample over a half-hour period. For a 1-Liter stainless-steel canister, one half-hour is a standard collection time (~28 ml/min). Once the sample train was assembled, a vacuum leak check was performed in accordance with SOP No. 44R2 – Soil Vapor Purging and Sampling.
- An enclosure was then placed over the VMP and assembled sample train as shown in the photo below. The enclosure has openings for:
  - The introduction of tracer gas (i.e., helium);
  - Pressure relief to the atmosphere and access for a tracer gas monitoring device;
  - Tygoprene® tubing to connect to the peristaltic pump for Valve #1 (out) and Valve #2 (out and in).

- The enclosure has sufficient glove access to open or close all valves within. The enclosure was sealed to the ground at each location with a hydrated bentonite seal.
- Helium gas was introduced into the enclosure until the atmosphere reached a concentration of approximately 50% Helium; the regulator on the helium tank was manually controlled to maintain that range.
- Three well volumes were purged from each VMP prior to sampling using a 15 mL hand pump[4]. If the pump gauge held a vacuum, the VMP was presumed to be saturated with water and no sample was collected. VMP water saturation was compared against the groundwater measurements from the initial gauging event for confirmation.
- After purging was completed a Tedlar bag sample was collected using a peristaltic pump. A Dielectric Technologies MGD-2002 field analyzer was then used to detect possible helium readings within the Tedlar bag sample. This check verifies the vacuum check for the sample train and integrity of the sample port. If the helium reading was $\geq$10% concentration of the helium in the enclosure, the Tedlar bag sample was additionally analyzed using a Landtec landfill gas detector to obtain a direct methane reading. The presence of methane can cause a false positive helium reading on the MGD-2002 field analyzer.
- Once the initial helium leak check was completed, the stainless-steel canister valve was opened to collect a sample for approximately 30 minutes or until a vacuum gauge reading of 5 inches Hg was observed. After sample completion, the stainless-steel canister valve was closed (isolating it from the sample train) and soil vapor was bypassed to the second Tedlar bag sample.
- A second Tedlar bag was filled following the completion of the stainless-steel canister sampling. Soil vapor readings were taken from the Tedlar bag sample for total volatile organics with a photoionization detector (PID) and a Thermo Scientific TVA 1000 Vapor Analyzer - Flame Ionization Detector (FID); and for carbon dioxide (CO_2), methane (CH_4), lower explosive limit (LEL), and oxygen (O_2) with a Landtec GEM 2000 landfill gas meter. Readings were also obtained and recorded for helium with a MGD-2002 field analyzer. This check was used to verify the sample train integrity during and at the completion of sampling. If the helium readings were

[4] The purge volume was calculated using the following assumptions: vapor port tubing (1/8-in diameter): 2.41 ml/foot (single volume) and sample train assembly (1/4-in diameter): 9.65 mL/foot (single volume).

≥10% of the concentration of the helium in the enclosure, a third Tedlar bag sample was collected.

- At the completion of sampling, the stainless-steel canister and flow controller were removed and separated from the sample train and a final vacuum reading was taken with a designated pressure gauge provided by the laboratory. The stainless-steel canisters were then maintained in a safe location to minimize temperature change and protect from damage prior to shipping.
- At the completion of sampling, either the VMP plug was reinstalled or the 4-way stopcock was closed to maintain port integrity.
- Field data pertaining to canister identification data (ID), start and finish time, initial and final vacuum readings, purge volumes, and leak checks for each VMP was recorded electronically using a touchpad in a Soil Vapor Sampling – Canister Sampling Data database. Data from portable field analyzers, such as, a PID, a FID, a landfill gas meter, and a helium gas detector were recorded electronically in the field by using a touchpad in a Soil Vapor Sampling – Tedlar Sampling Data database.
- Field duplicates were collected by including an additional T-connection in the sample train and attaching a second stainless-steel canister with a separate flow controller. Both the original and duplicate samples were started at the same time.

Field data forms are included for the canister and bag sampling data in **Table 6**. Field measurements from this event and previous events are presented on **Table 6.**

Additional Notes on VMP Sampling

Saturated VMP Screens - The groundwater monitoring well gauging results indicated that some of the VMP screens were submerged beneath the water table during 3Q12. However, purging was attempted at each of the deep ports with a 15 mL hand pump to verify the VMP screens were submerged.

A total of eight 4th interval VMPs held a vacuum or produced water when purged with a 15 mL hand pump indicating the VMPs were submerged beneath the water table. One 3rd interval and one 2nd interval VMP were also found to be submerged. VMPs that were submerged and could not be sampled are identified on **Figures 5**, **6**, **and 7**.

Resamples - Sample canisters from four VMPs were analyzed at the laboratory for helium and found to exceed 10% of the helium in the shroud. Resampling for VMP-8-5 and VMP-20-5 were conducted on July 31, 2012 and VMP-12-11.5 was conducted on August 20, 2012. On July

31, 2012, an attempt to resample VMP-23-40 was conducted but was found to be submerged. The field data for these samples are provided on **Table 6**.

VMP-44-10 was resampled on August 10, 2012, to verify benzene results from the laboratory.

Helium Leaks – Five VMPs failed to pass the helium leak check in the field when sampling was initially attempted. Sampling was reattempted at VMP-3-5, VMP-4-5, VMP-7-5, VMP-7-38, and VMP-31-10 and valid samples were obtained, except for VMP-7-38. The field data for these samples are provided on **Table 6**.

3.2 HEALTH & SAFETY, DECONTAMINATION, AND INVESTIGATION DERIVED WASTE

Health & Safety

The quarterly sampling activities were performed and governed by the *Roxana / Route 111, WRR, and Rand Avenue Investigation and Remediation Health and Safety Plan,* dated July 2012 (URS, 2012a), as prepared by URS.

Prior to beginning site work and at the start of work each day, a daily safety meeting was held. The purpose of this meeting was to discuss the day's planned activities and to address any potential health and safety concerns. As a part of the daily safety meeting, job hazard analyses (JHAs) were reviewed to address task specific safety concerns.

URS field personnel primarily wore U.S. Environmental Protection Agency (USEPA) modified Level D personal protective equipment (PPE), which included hard hat, steel-toed boots, safety glasses, etc. In addition, work within the WRR was performed wearing flame retardant clothing (FRCs) per WRR requirements (in areas where required).

A PID with a 10.6 electron volt (eV) probe, combustible gas indicator (CGI), UltraRAE with benzene specific measuring tubes, and individual hydrogen sulfide gas detectors (for locations inside WRR) were used during the field activities to monitor air quality. Field instruments were calibrated prior to use each day in accordance with the manufacturer's specifications.

Decontamination

Field personnel and equipment underwent decontamination procedures to ensure the health and safety of those present, to maintain sample integrity, and to minimize cross contamination. Non-disposable/reusable sampling equipment (e.g., compression fittings) was decontaminated prior to the collection of each analytical sample by spraying with Alconox or Liquinox and distilled water. For vapor sampling equipment, a 15 mL hand pump was attached to the sampling apparatus and ambient air was pumped into the sampling apparatus to remove any internal dust

particles or moisture. Personnel and small equipment decontamination was performed at the sample locations.

Investigation Derived Waste

Investigation derived waste (IDW) for this sampling event included PPE and expendable materials (e.g., gloves and tubing), which has a low probability of impact. The expendable materials were collected in trash bags and disposed with municipal waste.

3.3 SAMPLE HANDLING AND LABORATORY TESTING

Sample Handling

Stainless-steel canisters were labeled with a sample ID, site name, sampler initials, sample date and time, the parameters that were to be analyzed, and pre- and post- vacuum readings. After collection, the samples were logged on a chain of custody (COC) form and packaged in a UN certified box to prevent damage during shipment. The samples were then delivered under the proper COC documentation to the laboratory. Due to the potential flammable nature of the vapor in the stainless-steel canisters, some soil vapor samples were shipped as hazardous materials according to applicable International Civil Aviation Organization (ICAO) regulations.

Laboratory Testing

Eurofins Air Toxics, Inc. (Eurofins) of Folsom, California conducted the laboratory testing and the following test methods were utilized during this scope of work:

- Volatile Organic Compounds (VOCs) via Modified USEPA Total Organic-15 (TO-15) (including butane and isopentane) for soil vapor, and
- Natural gases (defined for purposes of this report as oxygen, nitrogen, carbon monoxide, methane, carbon dioxide, ethane, and ethene) via Modified ASTM D-1946 + Helium for soil vapor.

URS worked with the laboratory to attain reporting limits for compounds that have screening criteria so that, to the extent possible, they were less than the screening criteria. In some cases, this necessitated reporting results between the method detection limit (MDL) and reporting limit (RL). Although results reported in this range are "J"-flagged as estimated, these data may be beneficial in cases where analytes would otherwise be reported as non-detect at RLs above screening levels. The laboratory provided URS with a list of their "base" RL capability for target analytes. Sample RLs are a product of base RL, pressurization dilution factor, and analytical dilution factor. Thus the sample RL will increase with increases in dilution factor.

Results that were reported below the RLs but above the MDL were "J"-flagged as estimated concentrations by the laboratory.

3.4 DATA QUALITY REVIEW AND DATA MANAGEMENT

Laboratory data were provided in electronic form, and analytical data were independently reviewed and qualified by URS. One hundred percent of the data were subjected to a data quality review (Level III review) and ten percent of the data were subjected to a data validation (Level 4 review). Evaluation of the data followed procedures outlined in the USEPA National Functional Guidelines for Superfund Organic Methods Data Review (USEPA, 2008). Specific criteria reviewed included sample receipt condition and holding times, method blanks, surrogate spike recoveries, laboratory control samples, results reported from dilutions, and field duplicate results. The laboratory assigned data qualifiers on the basis of their quality control or to indicate sample analysis information (e.g., dilutions). Data qualifiers were also added by URS, as appropriate, and are included on the data tables and laboratory result pages. Laboratory data reports along with data reviews are included in **Appendix B**.

The screening values used were presented in IEPA's proposed amendments to Tiered Approach to Corrective Action Objectives (TACO) Title 35 – Part 742; Appendix B, Table H: Tier 1 Soil Gas and Groundwater Remediation Objectives for the Indoor Inhalation Exposure Route – Diffusion and Advection for soil vapor dated November 9, 2010 and are shown on **Table 2**. Not all TO-15 Method constituents have TACO screening criteria.

Field data and documentation collected as part of this scope of work became part of the project file. URS maintains the files for the site and the database management system.

The following documentation was completed and supplements the COC records:

- Field logbooks;
- Field sample collection forms;
- Field sample collection data via electronic; and
- Safety documentation

4.1 DATA QUALITY REVIEW RESULTS

A total of 112 investigative and 12 field duplicate samples were collected for analysis of VOCs (TO-15 analytes) and natural gases. Compounds qualified by URS due to method blank contamination, field duplicate results, and quality control sample recoveries are specified in the data reviews (**Appendix B**). Based on method blanks, laboratory control sample recoveries, results reported from dilutions, and field duplicate results, soil vapor results reported for the analyses performed were accepted for their intended use.

4.2 SOIL VAPOR ANALYTICAL RESULTS

The following TO-15 analytes were detected at concentrations at or above the reporting limit in soil vapor during the 3Q12 sampling event:

TO-15 Detections

Acetone	Isopentane
alpha-Chlorotoluene	Isopropylbenzene (Cumene)
Benzene	4-Methyl-2-pentanone
Butane	Methyl tert Butyl Ether (MTBE)
2-Butanone	2-Propanol
Carbon disulfide	n-Propylbenzene
Chloroform	Styrene
Chloromethane	Tetrachloroethene
Cyclohexane	Tetrahydrofuran
Dicholorodifluoromethane	Toluene
Dichloromethane (Methylene chloride)	Trichlofluoromethane
1,3-Dichlorobenzene	1,2,4-Trimethylbenzene
1,4-Dioxane	1,3,5-Trimethylbenzene
Ethylbenzene	2,2,4-Trimethylpentane
4-Ethyltoluene	m,p-Xylene
Heptane	o-Xylene
Hexane	

Italicized analytes were detected at or above the reporting limit for the first time this quarter. Additionally, several compounds were detected at concentrations estimated below the reporting limit.

Cumulative tabular summaries of the analytical results for the Village are presented in **Table 3** and the Roxana Public Works Yard and WRR are presented in **Table 4.** Analytical results were compared to the previously mentioned screening values. Sample results from VMP-1 through VMP-9, VMP-18 through VMP-24, VMP-31, VMP-32, and VMP-42 through VMP-45 (located

near residences in the Village) were compared against the proposed residential screening criteria. Samples from VMP-10 through VMP-17, VMP-25, VMP-29, VMP-30, and VMP-41 (located at the Public Works Yard or WRR) were compared against the proposed industrial/commercial screening criteria. A cumulative tabular summary of the results for natural gases are presented in **Table 5.** The laboratory analytical reports for the soil vapor samples collected during 3Q12 sampling event can be viewed in **Appendix B.**

Benzene was selected as the key analyte to characterize soil vapor, in the paragraphs below.

Village

Benzene concentrations from locations within the Village ranged from an estimated 0.00098 mg/m^3 (VMP-21-25) to 56 mg/m^3 (VMP-4-23.5). The results of screening for samples collected in the Village against the proposed residential screening criterion indicate that three of the sample locations had at least one port with a benzene concentration above the proposed residential screening criterion (0.37 mg/m^3) during this sampling event. The cumulative results for benzene in soil vapor for samples collected in the Village are depicted on **Figure 5**.

Analytical results also identified exceedances of the proposed residential screening criteria for m,p-xylene at VMP-4-23.5 and VMP-4-39 and chloroform at VMP-22-38.

Roxana Public Works Yard

Benzene concentrations from locations within the Roxana Public Works Yard ranged from an estimated 0.0017 mg/m^3 (VMP-11-8) to 21,000 mg/m^3 (VMP-14-29). Samples from at least one port at five of the locations within the Roxana Public Works Yard exceeded the proposed commercial/industrial screening criterion (2.8 mg/m^3) for benzene. The cumulative results for benzene in soil vapor for samples collected in the Roxana Public Works Yard are depicted on **Figure 6**.

WRR

Benzene concentrations from the locations sampled within the WRR ranged from an estimated 0.0018 mg/m^3 (VMP-12-5) to 3,100 mg/m^3 (VMP-12-39). Samples from at least one port at the two locations within the WRR exceeded the proposed commercial/industrial screening criterion (2.8 mg/m^3) for benzene. The cumulative results for benzene in soil vapor for samples collected in the WRR are depicted on **Figure 7**.

Natural Gas Data

A summary of the natural gas results is presented in **Table 5.** Natural gas data indicate that the concentration of methane increases from shallow to deep sample depths, but oxygen

concentrations decrease from shallow to deep sample depths (methane and oxygen are generally inversely correlated in soil vapor). Higher oxygen levels (>5%) with negligible methane levels indicate an environment capable of supporting aerobic biodegradation (Ririe et al., 1998).

4.3 CONCEPTUAL SITE MODEL

Vapor Intrusion

The primary concern for shallow soil gas is the potential for intrusion through basement and/or building slabs. In September 2011, SOPUS began installation of a full scale SVE system to address the source of these vapors. The system became operational on January 31, 2012 following the completion of the 1Q12 sampling effort. The objective of the SVE system is to mitigate vapors along the West Fenceline of the WRR and in the vicinity of the Roxana Public Works Yard. Construction of the Roxana Public Works Yard portion of the SVE system is pending access with the Village, and is anticipated to begin during 4Q12. **Figure 8** presents a cross-section along Chaffer Street with a vertical distribution of the benzene concentrations superimposed.

At most locations, oxygen is present in the shallow depths and little or no aromatic hydrocarbons (e.g., BTEX) are present. Carbon dioxide (i.e., biogas) levels are relatively high throughout the soil column at many locations, which supports that degradation of petroleum hydrocarbons is occurring via aerobic biodegradation. There is up to 30 feet of open vadose zone which allows for biological degradation of constituents in soil vapor as they slowly diffuse upwards.

C Tech Development Corporation's Environmental Visualization System PRO, Version 9.52 (EVS-PRO) was used to model the estimated distribution of benzene in the soil vapor. **Figure 9, Figure 10,** and **Figure 11** present a horizontal distribution of benzene at 5, 10, and 25 feet bgs, respectively.

Groundwater Monitoring Well Gauging and Sampling

The results presented in the *Interim Groundwater Monitoring Program – 3rd Quarter 2012* report (URS, 2012b) depict two distinct but commingled groundwater plumes. A dissolved phase benzene plume is located primarily beneath the Roxana Public Works Yard and a dissolved phase hydrocarbon plume located further north beneath the WRR and extending a short distance west beneath the Village. **Figure 12** presents the estimated distribution of dissolved phase benzene in the groundwater. Light non-aqueous phase liquids (LNAPL) thicknesses observed during the 3Q12 comprehensive monitoring well gauging is presented in **Figure 13**.

URS conducted the 3Q12 soil vapor sampling effort on behalf of SOPUS in the Village, Roxana Public Works Yard, and adjoining portions of the WRR. The following conclusions are based on the data collected during 3Q12:

- Soil vapor samples were collected from 34 locations and 112 ports during the 3Q12. The locations of higher soil vapor concentrations generally coincide with areas of the higher observed groundwater impact.
- Benzene concentrations within the Village range from parts per billion (ppb) in the shallow samples to hundreds of parts per million (ppm) in deeper samples. The proposed residential screening criterion was exceeded in at least one port at VMP-4, VMP-32, and, VMP-44.
- Benzene concentrations within Roxana Public Works Yard and WRR range from ppb in the shallow samples to thousands of ppm in deeper samples. The proposed commercial/industrial screening criterion was exceeded in at least one port at VMP-11, VMP-13, VMP-14, VMP-25, and VMP-30 within Roxana Public Works Yard and VMP-12 and VMP-16 within WRR.

Illinois Environmental Protection Agency (IEPA), 2009; (IEPA 2009); *Letter providing approval with comments and modifications of the SOPUS*, 2009B work plan. Issued to Shell Oil Products US (SOPUS), dated May 12, 2009.

Illinois Environmental Protection Agency (IEPA), 2010; (IEPA 2010); *Letter providing approval with comments the SOPUS 2010 Delineation Report*. Issued to Shell Oil Products US (SOPUS), dated August 5, 2010.

Illinois Environmental Protection Agency (IEPA), 2011; (IEPA, 2011); *Response to December 31, 2010 submittal*. Issued to Shell Oil Products US (SOPUS), dated March 16, 2011.

Illinois Environmental Protection Agency (IEPA), 2012; (IEPA, 2012); *Response to June 13, 2011; July 20, 2011; September 28, 2011, and May 31, 2012 submittals*. Issued to Shell Oil Products US (SOPUS), dated September 13, 2012.

Ririe, G. T., R. Sweeney, S. Daugherty, and P. Peuron. 1998. A Vapor Transport Model That is Consistent with Field and Laboratory Data. In: *Proceedings of the Petroleum Hydrocarbons and Organic Chemicals in Ground Water Conference*, American Petroleum Institute and the national Ground Water Association, Houston, TX.

URS Corporation (URS), 2010; (URS, 2010a); *Dissolved Phase Groundwater Investigation and P-60 Free Phase Product Delineation Report - Roxana, Illinois*; Prepared for Shell Oil Products US (SOPUS); dated February 2010.

URS Corporation (URS), 2010; (URS, 2010b); *Addendum to February 2010 Report - Supplemental Investigation Activities - Roxana, Illinois*; Prepared for Shell Oil Products US (SOPUS); dated September 20, 2010.

URS Corporation (URS), 2011; (URS, 2011a); *Soil Vapor Sampling – 1st Quarter 2011 - Roxana, Illinois*; Prepared for Shell Oil Products US (SOPUS); dated June 2011.

URS Corporation (URS), 2012 (URS, 2012a); *Roxana / Route 111, WRR, and Rand Avenue Investigation and Remediation Health and Safety Plan*; Prepared for Shell Oil Products US (SOPUS); dated July 2012.

URS Corporation (URS), 2012; (URS, 2012b); *Interim Groundwater Monitoring Program – 3rd Quarter 2012 - Roxana, Illinois*; Prepared for Shell Oil Products US (SOPUS); dated October 2012.

US Environmental Protection Agency (USEPA), June 2008; (USEPA, 2008); *Contract Laboratory Program National Functional Guidelines for Superfund Organic Methods Data Review.*

TABLE 1
CUMULATIVE GROUNDWATER MONITORING WELL GAUGING RESULTS

WELL ID	TOP OF CASING (elev.[1])	DATE GAUGED	DEPTH TO PRODUCT (ft btoc)	DEPTH TO WATER (ft btoc)	WATER-PRODUCT INTERFACE (elev.[1])	PRODUCT (elev.[1])	PRODUCT THICKNESS (ft)	CORRECTED WATER LEVEL[2] (elev.[1])	SCREENED INTERVAL ELEVATION (elev.[1])	COMMENTS
MW-01										
4Q10	442.86	11/12/2010	NE	36.91	NA	NA	NA	405.95	399.45 - 384.45	*
1Q11	442.86	1/13/2011	NE	37.58	NA	NA	NA	405.28		*
2Q11	442.86	4/25/2011	NE	38.38	NA	NA	NA	404.48		*
3Q11	442.86	7/5/2011	NE	35.77	NA	NA	NA	407.09		*
	442.86	9/19/2011	NE	35.15	NA	NA	NA	407.71		*
4Q11	442.86	10/5/2011	NE	35.48	NA	NA	NA	407.38		*
1Q12	442.65	1/3/2012	NE	37.65	NA	NA	NA	405.00	392.67 - 382.67	* 1" Piezometer replaced with a 2" groundwater monitoring well
2Q12	442.65	4/2/2012	NE	38.85	NA	NA	NA	403.80		*
3Q12	442.65	7/2/2012	NE	39.12	NA	NA	NA	403.53		*
MW-02										
4Q10	443.93	11/12/2010	NE	38.12	NA	NA	NA	405.81	396.74 - 381.74	*
1Q11	443.93	1/13/2011	NE	38.67	NA	NA	NA	405.26		*
2Q11	443.93	4/25/2011	NE	39.61	NA	NA	NA	404.32		*
3Q11	443.93	7/5/2011	NE	37.04	NA	NA	NA	406.89		*
	443.93	9/19/2011	NE	36.36	NA	NA	NA	407.57		*
4Q11	443.93	10/5/2011	NE	36.65	NA	NA	NA	407.28		*
1Q12	443.77	1/3/2012	NE	38.88	NA	NA	NA	404.89	392.45 - 382.45	* 1" Piezometer replaced with a 2" groundwater monitoring well
2Q12	443.77	4/2/2012	NE	40.04	NA	NA	NA	403.73		*
3Q12	443.77	7/2/2012	NE	40.32	NA	NA	NA	403.45		*
MW-03										
4Q10	430.36	11/12/2010	NE	24.05	NA	NA	NA	406.31	399.38 - 384 38	*
1Q11	430.36	1/13/2011	NE	24.92	NA	NA	NA	405.44		*
2Q11	430.36	4/25/2011	NE	25.42	NA	NA	NA	404.94		*
3Q11	430.36	7/5/2011	NE	22.72	NA	NA	NA	407.64		*
	430.36	9/19/2011	NE	22.40	NA	NA	NA	407.96		*
4Q11	430.36	10/5/2011	NE	22.76	NA	NA	NA	407.60		*
1Q12	430.08	1/3/2012	NE	24.84	NA	NA	NA	405.24	395.41 - 385.41	* 1" Piezometer replaced with a 2" groundwater monitoring well
2Q12	430.08	4/2/2012	NE	26.04	NA	NA	NA	404.04		*
3Q12	430.08	7/2/2012	NE	26.30	NA	NA	NA	403.78		*
MW-04										
4Q10	441.58	11/12/2010	NE	35.38	NA	NA	NA	406.20	398.95 - 383.95	*
1Q11	441.58	1/13/2011	NE	36.04	NA	NA	NA	405.54		*
2Q11	441.58	4/25/2011	NE	36.74	NA	NA	NA	404.84		*
3Q11	441.58	7/5/2011	NE	34.15	NA	NA	NA	407.43		*
	441.58	9/19/2011	NE	33.65	NA	NA	NA	407.93		*
4Q11	441.58	10/5/2011	NE	33.99	NA	NA	NA	407.59		*
1Q12	441.14	1/3/2012	NE	35.97	NA	NA	NA	405.17	395.08 - 385.08	* 1" Piezometer replaced with a 2" groundwater monitoring well
2Q12	441.14	4/2/2012	NE	37.11	NA	NA	NA	404.03		*
3Q12	441.14	7/2/2012	NE	37.43	NA	NA	NA	403.71		*
MW-05										
4Q10	429.73	11/12/2010	NE	23.32	NA	NA	NA	406.41	398.60 - 383.60	*
1Q11	429.73	1/13/2011	NE	24.15	NA	NA	NA	405.58		*
2Q11	429.73	4/25/2011	NE	24.65	NA	NA	NA	405.08		*
3Q11	429.73	7/5/2011	NE	22.00	NA	NA	NA	407.73		*
	429.73	9/19/2011	NE	21.72	NA	NA	NA	408.01		*
4Q11	429.73	10/5/2011	NE	22.06	NA	NA	NA	407.67		*
1Q12	429.80	1/3/2012	NE	24.45	NA	NA	NA	405.35	395.83 - 385.83	* 1" Piezometer replaced with a 2" groundwater monitoring well
2Q12	429.80	4/2/2012	NE	25.65	NA	NA	NA	404.15		*
3Q12	429.80	7/2/2012	NE	25.91	NA	NA	NA	403.89		*
MW-06A										
4Q10	432.42	11/12/2010	NE	25.62	NA	NA	NA	406.80	400.44 - 385.44	*
1Q11	432.42	1/13/2011	NE	26.36	NA	NA	NA	406.06		*
2Q11	432.42	4/25/2011	NE	26.78	NA	NA	NA	405.64		*
3Q11	432.42	7/5/2011	NE	24.21	NA	NA	NA	408.21		*
	432.42	9/19/2011	NE	24.07	NA	NA	NA	408.35		*
4Q11	432.42	10/5/2011	NE	24.44	NA	NA	NA	407.98		*
1Q12	432.14	1/3/2012	NE	26.34	NA	NA	NA	405.80	397.31 - 387 31	* 1" Piezometer replaced with a 2" groundwater monitoring well
2Q12	432.14	4/2/2012	NE	27.57	NA	NA	NA	404.57		*
3Q12	432.14	7/2/2012	NE	27.88	NA	NA	NA	404.26		*
MW-06B										
4Q10	432.29	11/12/2010	NE	25.47	NA	NA	NA	406.82	368.24 - 363.24	*
1Q11	432.29	1/13/2011	NE	26.21	NA	NA	NA	406.08		*
2Q11	432.29	4/25/2011	NE	26.65	NA	NA	NA	405.64		*
3Q11	432.29	7/5/2011	NE	24.08	NA	NA	NA	408.21		*
4Q11	432.29	10/5/2011	NE	24.28	NA	NA	NA	408.01		*
1Q12	432.29	1/3/2012	NE	26.40	NA	NA	NA	405.89		*
2Q12	432.29	4/2/2012	NE	27.61	NA	NA	NA	404.68		*
3Q12	432.29	7/2/2012	NE	27.92	NA	NA	NA	404.37		*

TABLE 1
CUMULATIVE GROUNDWATER MONITORING WELL GAUGING RESULTS

WELL ID	TOP OF CASING (elev.[1])	DATE GAUGED	DEPTH TO PRODUCT (ft btoc)	DEPTH TO WATER (ft btoc)	WATER-PRODUCT INTERFACE (elev.[1])	PRODUCT (elev.[1])	PRODUCT THICKNESS (ft)	CORRECTED WATER LEVEL[2] (elev.[1])	SCREENED INTERVAL ELEVATION (elev.[1])	COMMENTS
MW-06C										
4Q10	432.11	11/12/2010	NE	25.25	NA	NA	NA	406.86	347.16 - 342.16	*
1Q11	432.11	1/13/2011	NE	25.97	NA	NA	NA	406.14		*
2Q11	432.11	4/25/2011	NE	26.73	NA	NA	NA	405.38		*
3Q11	432.11	7/5/2011	NE	23.80	NA	NA	NA	408.31		*
4Q11	432.11	10/5/2011	NE	24.03	NA	NA	NA	408.08		*
1Q12	432.11	1/3/2012	NE	26.17	NA	NA	NA	405.94		*
2Q12	432.11	4/2/2012	NE	27.40	NA	NA	NA	404.71		*
3Q12	432.11	7/2/2012	NE	27.71	NA	NA	NA	404.40		*
MW-06D										
4Q10	431.99	11/12/2010	NE	25.13	NA	NA	NA	406.86	327.27 - 322.27	*
1Q11	431.99	1/13/2011	NE	25.87	NA	NA	NA	406.12		*
2Q11	431.99	4/25/2011	NE	26.30	NA	NA	NA	405.69		*
3Q11	431.99	7/5/2011	NE	23.67	NA	NA	NA	408.32		*
4Q11	431.99	10/5/2011	NE	23.95	NA	NA	NA	408.04		*
1Q12	431.99	1/3/2012	NE	26.05	NA	NA	NA	405.94		*Well depth greater than 101 ft.
2Q12	431.99	4/2/2012	NE	27.46	NA	NA	NA	404.53		*
3Q12	431.99	7/2/2012	NE	27.58	NA	NA	NA	404.41		*
MW-07										
4Q10	443.10	11/12/2010	NE	36.93	NA	NA	NA	406.17	400.18 - 390.18	*
1Q11	443.10	1/13/2011	NE	37.52	NA	NA	NA	405.58		*
2Q11	443.10	4/25/2011	NE	38.18	NA	NA	NA	404.92		*
3Q11	443.10	7/5/2011	NE	35.65	NA	NA	NA	407.45		*
	443.10	9/19/2011	NE	35.22	NA	NA	NA	407.88		*
4Q11	443.10	10/5/2011	NE	25.52	NA	NA	NA	417.58		*
1Q12	443.10	1/3/2012	NE	37.79	NA	NA	NA	405.31		*
2Q12	443.10	4/2/2012	NE	38.91	NA	NA	NA	404.19		*
3Q12	443.10	7/2/2012	NE	39.23	NA	NA	NA	403.87		*
MW-08										
4Q10	434.11	11/12/2010	NE	27.84	NA	NA	NA	406.27	400.51 - 390 51	*
1Q11	434.11	1/13/2011	NE	28.59	NA	NA	NA	405.52		*
2Q11	434.11	4/25/2011	NE	29.15	NA	NA	NA	404.96		*
3Q11	434.11	7/5/2011	NE	26.55	NA	NA	NA	407.56		*
4Q11	434.11	10/5/2011	NE	26.57	NA	NA	NA	407.54		*
1Q12	434.11	1/3/2012	NE	28.84	NA	NA	NA	405.27		*
2Q12	434.11	4/2/2012	NE	30.01	NA	NA	NA	404.10		*
3Q12	434.11	7/2/2012	NE	30.29	NA	NA	NA	403.82		*
MW-09										
4Q10	445.20	11/12/2010	NE	39.00	NA	NA	NA	406.20	398.75 - 388.75	*
1Q11	445.20	1/13/2011	NE	39.62	NA	NA	NA	405.58		*
2Q11	445.20	4/25/2011	NE	NM	NA	NA	NA	NA		Area flooded; unable to access to well
3Q11	445.20	7/5/2011	NE	38.06	NA	NA	NA	407.14		*
	445.20	9/19/2011	NE	37.27	NA	NA	NA	407.93		*
4Q11	445.20	10/5/2011	NE	37.56	NA	NA	NA	407.64		*
1Q12	445.20	1/3/2012	NE	39.50	NA	NA	NA	405.70		*
2Q12	445.20	4/2/2012	NE	40.77	NA	NA	NA	404.43		*
3Q12	445.20	7/2/2012	NE	40.07	NA	NA	NA	405.13		*
MW-10										
4Q10	445.03	11/12/2010	NE	38.97	NA	NA	NA	406.06	400.60 - 390.60	*
1Q11	445.03	1/13/2011	NE	39.40	NA	NA	NA	405.63		*
2Q11	445.03	4/25/2011	NE	40.26	NA	NA	NA	404.77		*
3Q11	445.03	7/5/2011	NE	38.01	NA	NA	NA	407.02		*
	445.03	9/19/2011	NE	37.24	NA	NA	NA	407.79		*
4Q11	445.03	10/5/2011	NE	37.47	NA	NA	NA	407.56		*
1Q12	445.03	1/3/2012	NE	39.39	NA	NA	NA	405.64		*
2Q12	445.03	4/2/2012	NE	40.58	NA	NA	NA	404.45		*
3Q12	445.03	7/2/2012	NE	40.92	NA	NA	NA	404.11		*
MW-11										
4Q10	442.33	11/12/2010	NE	36.39	NA	NA	NA	405.94	400.67 - 390.67	*
1Q11	442.33	1/13/2011	NE	37.15	NA	NA	NA	405.18		*
2Q11	442.33	4/25/2011	NE	38.00	NA	NA	NA	404.33		*
3Q11	442.33	7/5/2011	NE	35.46	NA	NA	NA	406.87		*
	442.33	9/19/2011	NE	34.68	NA	NA	NA	407.65		*
4Q11	442.33	10/5/2011	NE	34.07	NA	NA	NA	408.26		*
1Q12	442.33	1/3/2012	NE	37.21	NA	NA	NA	405.12		*
2Q12	442.33	4/2/2012	NE	38.44	NA	NA	NA	403.89		*
3Q12	442.33	7/2/2012	NE	38.68	NA	NA	NA	403.65		*
MW-12										
4Q10	442.60	11/12/2010	NE	36.63	NA	NA	NA	405.97	400.68 - 390.68	*
1Q11	442.60	1/13/2011	NE	37.42	NA	NA	NA	405.18		*
2Q11	442.60	4/25/2011	NE	38.20	NA	NA	NA	404.40		*
3Q11	442.60	7/5/2011	NE	35.55	NA	NA	NA	407.05		*
	442.60	9/19/2011	NE	34.88	NA	NA	NA	407.72		*
4Q11	442.60	10/5/2011	NE	35.20	NA	NA	NA	407.40		*
1Q12	442.60	1/3/2012	NE	37.57	NA	NA	NA	405.03		*
2Q12	442.60	4/2/2012	NE	38.75	NA	NA	NA	403.85		*
3Q12	442.60	7/2/2012	NE	39.01	NA	NA	NA	403.59		*
MW-13										
1Q11	430.27	1/13/2011	NE	24.28	NA	NA	NA	405.99	404.70 - 394.70	*
2Q11	430.27	4/25/2011	NE	24.47	NA	NA	NA	405.80		*
3Q11	430.27	7/5/2011	NE	21.67	NA	NA	NA	408.60		*
	430.27	9/19/2011	NE	21.88	NA	NA	NA	408.39		*
4Q11	430.27	10/6/2011	NE	21.20	NA	NA	NA	409.07		*
1Q12	430.27	1/3/2012	NE	24.35	NA	NA	NA	405.92		*
2Q12	430.27	4/2/2012	NE	25.48	NA	NA	NA	404.79		*
3Q12	430.27	7/3/2012	NE	25.95	NA	NA	NA	404.32		

TABLE 1
CUMULATIVE GROUNDWATER MONITORING WELL GAUGING RESULTS

WELL ID	TOP OF CASING (elev.[1])	DATE GAUGED	DEPTH TO PRODUCT (ft btoc)	DEPTH TO WATER (ft btoc)	WATER-PRODUCT INTERFACE (elev.[1])	PRODUCT (elev.[1])	PRODUCT THICKNESS (ft)	CORRECTED WATER LEVEL[2] (elev.[1])	SCREENED INTERVAL ELEVATION (elev.[1])	COMMENTS
MW-14										
1Q12	434.44	1/3/2012	NE	NM	NA	NA	NA	NA	401.02 - 391.02	Restricted Area
2Q12	434.44	4/2/2012	NE	NM	NA	NA	NA	NA		Restricted Area
3Q12	434.44	7/5/2012	NE	29.87	NA	NA	NA	404.57		*
P-01										
4Q09	442.56	10/1/2009	NE	35.56	NA	NA	NA	407.00	380.61 - 375.61	*
1Q10	442.56	1/1/2010	NE	31.87	NA	NA	NA	410.69		*
2Q10	442.56	4/1/2010	NE	30.11	NA	NA	NA	412.45		*
3Q10	442.56	7/1/2010	NE	29.49	NA	NA	NA	413.07		*
4Q10	442.56	10/1/2010	NE	27.86	NA	NA	NA	414.70		*
1Q11	442.56	1/1/2011	NE	28.52	NA	NA	NA	414.04		*
2Q11	442.56	4/1/2011	NE	27.30	NA	NA	NA	415.26		*
3Q11	442.56	7/5/2011	NE	25.51	NA	NA	NA	417.05		*
	442.56	9/19/2011	NE	27.75	NA	NA	NA	414.81		*
4Q11	442.56	10/6/2011	NE	28.15	NA	NA	NA	414.41		*
1Q12	442.56	1/3/2012	NE	28.93	NA	NA	NA	413.63		*
2Q12	442.56	4/2/2012	NE	29.38	NA	NA	NA	413.18		*
3Q12	442.56	7/2/2012	NE	30.60	NA	NA	NA	411.96		*
P-4U										
4Q09	442.50	10/1/2009	NE	37.38	NA	NA	NA	405.12	361.35 - 359 35	*
1Q10	442.50	1/1/2010	NE	33.47	NA	NA	NA	409.03		*
2Q10	442.50	4/1/2010	NE	32.06	NA	NA	NA	410.44		*
3Q10	442.50	7/1/2010	NE	31.00	NA	NA	NA	411.50		*
4Q10	442.50	10/1/2010	NE	29.68	NA	NA	NA	412.82		*
1Q11	442.50	1/1/2011	NE	29.81	NA	NA	NA	412.69		*
2Q11	442.50	4/1/2011	NE	29.10	NA	NA	NA	413.40		*
3Q11	442.50	7/5/2011	NE	27.02	NA	NA	NA	415.48		*
	442.50	9/19/2011	NE	28.71	NA	NA	NA	413.79		*
4Q11	442.50	10/6/2011	NE	29.17	NA	NA	NA	413.33		*
1Q12	442.50	1/3/2012	NE	40.32	NA	NA	NA	402.18		*
2Q12	442.50	4/2/2012	NE	30.80	NA	NA	NA	411.70		*
3Q12	442.50	7/2/2012	NE	31.70	NA	NA	NA	410.80		*
P-5L										
4Q09	443.79	10/1/2009	NE	36.90	NA	NA	NA	406.89	301.89 - 299.89	*
1Q10	443.79	1/1/2010	NE	32.56	NA	NA	NA	411.23		*
2Q10	443.79	4/1/2010	NE	32.79	NA	NA	NA	411.00		*
3Q10	443.79	7/1/2010	NE	30.30	NA	NA	NA	413.49		*
4Q10	443.79	10/1/2010	NE	29.21	NA	NA	NA	414.58		*
1Q11	443.79	1/1/2011	NE	29.55	NA	NA	NA	414.24		*
2Q11	443.79	4/1/2011	NE	28.10	NA	NA	NA	415.69		*
3Q11	443.79	7/5/2011	NE	25.87	NA	NA	NA	417.92		*
	443.79	9/19/2011	NE	28.47	NA	NA	NA	415.32		*
4Q11	443.79	10/6/2011	NE	29.16	NA	NA	NA	414.63		*
1Q12	443.79	1/3/2012	NE	30.42	NA	NA	NA	413.37		*
2Q12	443.79	4/2/2012	NE	30.56	NA	NA	NA	413.23		*
3Q12	443.79	7/2/2012	NE	31.60	NA	NA	NA	412.19		*
P-5U										
4Q09	444.15	10/1/2009	NE	38.44	NA	NA	NA	405.71	313.52 - 311 52	*
1Q10	444.15	1/1/2010	NE	34.48	NA	NA	NA	409.67		*
2Q10	444.15	4/1/2010	NE	30.97	NA	NA	NA	413.18		*
3Q10	444.15	7/1/2010	NE	31.95	NA	NA	NA	412.20		*
4Q10	444.15	10/1/2010	NE	30.82	NA	NA	NA	413.33		*
1Q11	444.15	1/1/2011	NE	30.96	NA	NA	NA	413.19		*
2Q11	444.15	4/1/2011	NE	29.91	NA	NA	NA	414.24		*
3Q11	444.15	7/5/2011	NE	27.80	NA	NA	NA	416.35		*
	444.15	9/19/2011	NE	29.84	NA	NA	NA	414.31		*
4Q11	444.15	10/6/2011	NE	30.41	NA	NA	NA	413.74		*
1Q12	444.15	1/3/2012	NE	30.42	NA	NA	NA	413.73		*
2Q12	444.15	4/2/2012	NE	31.96	NA	NA	NA	412.19		*
3Q12	444.15	7/2/2012	NE	32.80	NA	NA	NA	411.35		*
P-6L										
4Q11	443.20	10/6/2011	NE	28.92	NA	NA	NA	414.28	Unknown	
1Q12	443.20	1/3/2012	NE	30.21	NA	NA	NA	412.99		
2Q12	443.20	4/2/2012	NE	30.38	NA	NA	NA	412.82		
3Q12	443.20	7/2/2012	NE	31.18	NA	NA	NA	412.02		
P-6U										
4Q09	443.35	10/1/2009	NE	38.03	NA	NA	NA	405.32	362.85 - 360.85	*
1Q10	443.35	1/1/2010	NE	33.94	NA	NA	NA	409.41		*
2Q10	443.35	4/1/2010	NE	32.49	NA	NA	NA	410.86		*
3Q10	443.35	7/1/2010	NE	31.43	NA	NA	NA	411.92		*
4Q10	443.35	10/1/2010	NE	30.33	NA	NA	NA	413.02		*
1Q11	443.35	1/1/2011	NE	30.53	NA	NA	NA	412.82		*
2Q11	443.35	4/1/2011	NE	29.57	NA	NA	NA	413.78		*
3Q11	443.35	7/5/2011	NE	27.35	NA	NA	NA	416.00		*
	443.35	9/19/2011	NE	29.26	NA	NA	NA	414.09		*
4Q11	443.35	10/6/2011	NE	29.78	NA	NA	NA	413.57		*
1Q12	443.35	1/3/2012	NE	30.97	NA	NA	NA	412.38		*
2Q12	443.35	4/2/2012	NE	31.42	NA	NA	NA	411.93		*
3Q12	443.35	7/2/2012	NE	32.25	NA	NA	NA	411.10		*

TABLE 1
CUMULATIVE GROUNDWATER MONITORING WELL GAUGING RESULTS

WELL ID	TOP OF CASING (elev.[1])	DATE GAUGED	DEPTH TO PRODUCT (ft btoc)	DEPTH TO WATER (ft btoc)	WATER-PRODUCT INTERFACE (elev.[1])	PRODUCT (elev.[1])	PRODUCT THICKNESS (ft)	CORRECTED WATER LEVEL[2] (elev.[1])	SCREENED INTERVAL ELEVATION (elev.[1])	COMMENTS
P-7L										
4Q11	443.42	10/6/2011	NE	29.57	NA	NA	NA	413.85	Unknown	
1Q12	443.42	1/3/2012	NE	30.91	NA	NA	NA	412.51		
2Q12	443.42	4/2/2012	NE	31.28	NA	NA	NA	412.14		
3Q12	443.42	7/2/2012	NE	32.60	NA	NA	NA	410.82		
P-7U										
4Q09	443.80	10/1/2009	NE	38.26	NA	NA	NA	405.54	382.72 - 380.72	*
1Q10	443.80	1/1/2010	NE	34.95	NA	NA	NA	408.85		*
2Q10	443.80	4/1/2010	NE	32.49	NA	NA	NA	411.31		*
3Q10	443.80	7/1/2010	NE	31.63	NA	NA	NA	412.17		*
4Q10	443.80	10/1/2010	NE	30.65	NA	NA	NA	413.15		*
1Q11	443.80	1/1/2011	NE	30.70	NA	NA	NA	413.10		*
2Q11	443.80	4/1/2011	NE	29.66	NA	NA	NA	414.14		*
3Q11	443.80	7/5/2011	NE	27.30	NA	NA	NA	416.50		*
	443.80	9/19/2011	NE	29.51	NA	NA	NA	414.29		*
4Q11	443.80	10/6/2011	NE	30.02	NA	NA	NA	413.78		*
1Q12	443.80	1/3/2012	NE	31.23	NA	NA	NA	412.57		*
2Q12	443.80	4/2/2012	NE	31.63	NA	NA	NA	412.17		*
3Q12	443.80	7/2/2012	NE	31.86	NA	NA	NA	411.94		*
P-8L										
4Q11	443.10	10/6/2011	NE	31.01	NA	NA	NA	412.09	Unknown	
1Q12	443.10	1/3/2012	NE	30.92	NA	NA	NA	412.18		
2Q12	443.10	4/2/2012	NE	31.22	NA	NA	NA	411.88		
3Q12	443.10	7/2/2012	NE	31.81	NA	NA	NA	411.29		
P-8U										
4Q09	441.87	10/1/2009	NE	40.56	NA	NA	NA	401.31	381.77 - 379.77	*
1Q10	441.87	1/1/2010	NE	NM	NA	NA	NA	NA		
2Q10	441.87	4/1/2010	NE	33.69	NA	NA	NA	408.18		*
3Q10	441.87	7/1/2010	NE	32.28	NA	NA	NA	409.59		*
4Q10	441.87	10/1/2010	NE	31.14	NA	NA	NA	410.73		*
1Q11	443.70	1/1/2011	NE	30.79	NA	NA	NA	412.91		*
2Q11	443.70	4/1/2011	NE	30.50	NA	NA	NA	413.20		*
3Q11	441.87	7/5/2011	NE	28.20	NA	NA	NA	413.67		*
	441.87	9/19/2011	NE	29.46	NA	NA	NA	412.41		*
4Q11	441.87	10/6/2011	NE	29.86	NA	NA	NA	412.01		*
1Q12	441.87	1/3/2012	NE	30.99	NA	NA	NA	410.88		*
2Q12	441.87	4/2/2012	NE	31.73	NA	NA	NA	410.14		*
3Q12	441.87	7/9/2012	NE	32.51	NA	NA	NA	409.36		*
P-9L										
4Q11	444.41	10/6/2011	NE	33.58	NA	NA	NA	410.83	Unknown	
1Q12	444.41	1/3/2012	NE	34.82	NA	NA	NA	409.59		
2Q12	444.41	4/2/2012	NE	35.95	NA	NA	NA	408.46		
3Q12	444.41	7/2/2012	NE	36.48	NA	NA	NA	407.93		
P-9U										
4Q09	444.91	10/1/2009	NE	43.97	NA	NA	NA	400.94	344.32 - 342 32	*
1Q10	444.91	1/1/2010	NE	41.13	NA	NA	NA	403.78		*
2Q10	444.91	4/1/2010	NE	39.62	NA	NA	NA	405.29		*
3Q10	444.91	7/1/2010	NE	38.85	NA	NA	NA	406.06		*
4Q10	444.91	10/1/2010	NE	38.71	NA	NA	NA	406.20		*
1Q11	444.91	1/13/2011	NE	36.87	NA	NA	NA	408.04		*
2Q11	444.91	4/1/2011	NE	35.71	NA	NA	NA	409.20		*
3Q11	444.91	7/5/2011	NE	34.92	NA	NA	NA	409.99		*
	444.91	9/19/2011	NE	34.52	NA	NA	NA	410.39		*
4Q11	444.91	10/6/2011	NE	34.56	NA	NA	NA	410.35		*screw-cap only
1Q12	444.91	1/3/2012	NE	34.52	NA	NA	NA	410.39		*
2Q12	444.91	4/2/2012	NE	36.34	NA	NA	NA	408.57		*
3Q12	444.91	7/2/2012	NE	36.81	NA	NA	NA	408.10		*
P-11L										
4Q09	442.80	10/1/2009	NE	39.42	NA	NA	NA	403.38	332.59 - 330 59	*
1Q10	442.80	1/1/2010	NE	35.97	NA	NA	NA	406.83		*
2Q10	442.80	4/1/2010	NE	34.58	NA	NA	NA	408.22		*
3Q10	442.80	7/1/2010	NE	33.22	NA	NA	NA	409.58		*
4Q10	442.80	10/1/2010	NE	31.80	NA	NA	NA	411.00		*
1Q11	442.80	1/1/2011	NE	31.62	NA	NA	NA	411.18		*
2Q11	442.80	4/1/2011	NE	31.28	NA	NA	NA	411.52		*
3Q11	442.80	7/5/2011	NE	29.34	NA	NA	NA	413.46		*
	442.80	9/19/2011	NE	30.37	NA	NA	NA	412.43		*
4Q11	442.80	10/6/2011	NE	30.67	NA	NA	NA	412.13		*
1Q12	442.80	1/3/2012	NE	31.77	NA	NA	NA	411.03		*
2Q12	442.80	4/2/2012	NE	32.68	NA	NA	NA	410.12		*
3Q12	442.80	7/2/2012	NE	33.52	NA	NA	NA	409.28		*
P-11U										
4Q09	443.09	10/1/2009	NE	40.05	NA	NA	NA	403.04	343.17 - 341.17	*
1Q10	443.09	1/1/2010	NE	36.62	NA	NA	NA	406.47		*
2Q10	443.09	4/1/2010	NE	35.20	NA	NA	NA	407.89		*
3Q10	443.09	7/1/2010	NE	33.83	NA	NA	NA	409.26		*
4Q10	443.09	10/1/2010	NE	32.45	NA	NA	NA	410.64		*
1Q11	443.09	1/1/2011	NE	32.21	NA	NA	NA	410.88		*
2Q11	443.09	4/1/2011	NE	31.92	NA	NA	NA	411.17		*
3Q11	443.09	7/5/2011	NE	29.95	NA	NA	NA	413.14		*
	443.09	9/19/2011	NE	31.03	NA	NA	NA	412.06		*
4Q11	443.09	10/6/2011	NE	31.12	NA	NA	NA	411.97		*
1Q12	443.09	1/3/2012	NE	32.35	NA	NA	NA	410.74		*
2Q12	443.09	4/2/2012	NE	33.34	NA	NA	NA	409.75		*
3Q12	443.09	7/2/2012	NE	34.15	NA	NA	NA	408.94		*

TABLE 1
CUMULATIVE GROUNDWATER MONITORING WELL GAUGING RESULTS

WELL ID	TOP OF CASING (elev.[1])	DATE GAUGED	DEPTH TO PRODUCT (ft btoc)	DEPTH TO WATER (ft btoc)	WATER-PRODUCT INTERFACE (elev.[1])	PRODUCT (elev.[1])	PRODUCT THICKNESS (ft)	CORRECTED WATER LEVEL[2] (elev.[1])	SCREENED INTERVAL ELEVATION (elev.[1])	COMMENTS
P-14										
4Q09	442.65	10/1/2009	NE	35.73	NA	NA	NA	406.92		*
1Q10	442.65	1/1/2010	NE	31.95	NA	NA	NA	410.70		*
2Q10	442.65	4/1/2010	NE	30.20	NA	NA	NA	412.45		*
3Q10	442.65	7/1/2010	NE	29.56	NA	NA	NA	413.09		*
4Q10	442.65	10/1/2010	NE	27.94	NA	NA	NA	414.71		*
1Q11	442.65	1/1/2011	NE	28.57	NA	NA	NA	414.08		*
2Q11	442.65	4/1/2011	NE	27.38	NA	NA	NA	415.27	395.32 - 385 32	*
3Q11	442.65	7/5/2011	NE	25.57	NA	NA	NA	417.08		*
	442.65	9/19/2011	NE	27.77	NA	NA	NA	414.88		*
4Q11	442.65	10/6/2011	NE	28.20	NA	NA	NA	414.45		*
1Q12	442.65	1/3/2012	NE	28.98	NA	NA	NA	413.67		*
2Q12	442.65	4/2/2012	NE	29.42	NA	NA	NA	413.23		*
3Q12	442.65	7/2/2012	NE	30.55	NA	NA	NA	412.10		*
P-15										
4Q09	443.35	10/1/2009	NE	38.16	NA	NA	NA	405.19		*
1Q10	443.35	1/1/2010	NE	34.15	NA	NA	NA	409.20		*
2Q10	443.35	4/1/2010	NE	32.80	NA	NA	NA	410.55		*
3Q10	443.35	7/1/2010	NE	31.68	NA	NA	NA	411.67		*
4Q10	443.35	10/1/2010	NE	30.43	NA	NA	NA	412.92		*
1Q11	443.35	1/1/2011	NE	30.55	NA	NA	NA	412.80		*
2Q11	443.35	4/1/2011	NE	29.80	NA	NA	NA	413.55	397.90 - 387.90	*
3Q11	443.35	7/5/2011	NE	27.75	NA	NA	NA	415.60		*
	443.35	9/19/2011	NE	29.45	NA	NA	NA	413.90		*
4Q11	443.35	10/6/2011	NE	29.93	NA	NA	NA	413.42		*
1Q12	443.35	1/3/2012	31.05	31.06	412.29	412 30	0.01	412.30		*
2Q12	443.35	4/2/2012	NE	31.55	NA	NA	NA	411.80		*
3Q12	443.35	7/2/2012	NE	32.40	NA	NA	NA	410.95		*
P-16										
4Q09	442.31	10/1/2009	NE	36.93	NA	NA	NA	405.38		*
1Q10	442.31	1/1/2010	NE	32.86	NA	NA	NA	409.45		*
2Q10	442.31	4/1/2010	NE	31.43	NA	NA	NA	410.88		*
3Q10	442.31	7/1/2010	NE	30.32	NA	NA	NA	411.99		*
4Q10	442.31	10/1/2010	NE	29.21	NA	NA	NA	413.10		*
1Q11	442.31	1/1/2011	NE	29.40	NA	NA	NA	412.91		*
2Q11	442.31	4/1/2011	NE	28.54	NA	NA	NA	413.77	396.57 - 386 57	*
3Q11	442.31	7/5/2011	NE	26.34	NA	NA	NA	415.97		*
	442.31	9/19/2011	NE	28.26	NA	NA	NA	414.05		*
4Q11	442.31	10/6/2011	NE	28.77	NA	NA	NA	413.54		*
1Q12	442.31	1/3/2012	NE	30.00	NA	NA	NA	412.31		*
2Q12	442.31	NA	NM	NM	NA	NA	NA	NA		
3Q12	442.31	7/6/2012	NE	31.16	NA	NA	NA	411.15		*
P-43										
4Q09	444.07	10/1/2009	NE	40.91	NA	NA	NA	403.16		*
1Q10	444.07	1/1/2010	NE	37.44	NA	NA	NA	406.63		*
2Q10	444.07	4/1/2010	NE	36.02	NA	NA	NA	408.05		*
3Q10	444.07	7/1/2010	NE	34.68	NA	NA	NA	409.39		*
4Q10	444.07	10/1/2010	NE	33.29	NA	NA	NA	410.78		*
1Q11	444.07	1/1/2011	NE	33.09	NA	NA	NA	410.98		*
2Q11	444.07	4/1/2011	NE	32.75	NA	NA	NA	411.32	380.51 - 370 51	*
3Q11	444.07	7/5/2011	NE	30.78	NA	NA	NA	413.29		*
	444.07	9/19/2011	NE	31.87	NA	NA	NA	412.20		*
4Q11	444.07	10/6/2011	NE	32.18	NA	NA	NA	411.89		*
1Q12	444.07	1/3/2012	NE	33.24	NA	NA	NA	410.83		*
2Q12	444.07	4/2/2012	NE	34.17	NA	NA	NA	409.90		*
3Q12	444.07	7/2/2012	NE	34.95	NA	NA	NA	409.12		*
P-53										
4Q09	446.23	10/1/2009	NE	45.52	NA	NA	NA	400.71		
1Q10	446.23	1/1/2010	NE	43.35	NA	NA	NA	402.88		
2Q10	446.23	4/1/2010	NE	42.17	NA	NA	NA	404.06		
3Q10	446.23	7/1/2010	NE	40.83	NA	NA	NA	405.40		
4Q10	446.23	10/1/2010	NE	39.33	NA	NA	NA	406.90		
1Q11	446.23	1/13/2011	NE	39.46	NA	NA	NA	406.77		
2Q11	446.23	4/1/2011	NE	39.99	NA	NA	NA	406.24	407.73 - 382.73	
3Q11	446.23	7/5/2011	NE	38.28	NA	NA	NA	407.95		*
	446.23	9/19/2011	NE	37.39	NA	NA	NA	408.84		*
4Q11	446.23	10/5/2011	NE	37.58	NA	NA	NA	408.65		*
1Q12	446.23	1/3/2012	NE	38.73	NA	NA	NA	407.50		
2Q12	446.23	4/2/2012	NE	NM	NA	NA	NA	NA		
3Q12	446.23	7/2/2012	NE	40.46	NA	NA	NA	405.77		
P-54										
4Q09	442.18	10/1/2009	NE	41.89	NA	NA	NA	400.29		
1Q10	442.18	1/1/2010	NE	39.88	NA	NA	NA	402.30		
2Q10	442.18	4/1/2010	NE	38.53	NA	NA	NA	403.65		
3Q10	442.18	7/1/2010	NE	37.33	NA	NA	NA	404.85		*
4Q10	442.18	11/12/2010	NE	36.43	NA	NA	NA	405.75		*
1Q11	442.18	1/13/2011	NE	37.24	NA	NA	NA	404.94		*
2Q11	442.18	4/25/2011	NE	38.00	NA	NA	NA	404.18	404.18 - 379.18	
3Q11	442.18	7/5/2011	NE	35.38	NA	NA	NA	406.80		*
	442.18	9/19/2011	NE	34.78	NA	NA	NA	407.40		*
4Q11	442.18	10/5/2011	NE	35.01	NA	NA	NA	407.17		*
1Q12	442.18	1/3/2012	NE	37.17	NA	NA	NA	405.01		*
2Q12	442.18	4/2/2012	NE	38.48	NA	NA	NA	403.70		
3Q12	442.18	7/2/2012	NE	38.73	NA	NA	NA	403.45		

TABLE 1
CUMULATIVE GROUNDWATER MONITORING WELL GAUGING RESULTS

WELL ID	TOP OF CASING (elev.[1])	DATE GAUGED	DEPTH TO PRODUCT (ft btoc)	DEPTH TO WATER (ft btoc)	WATER-PRODUCT INTERFACE (elev.[1])	PRODUCT (elev.[1])	PRODUCT THICKNESS (ft)	CORRECTED WATER LEVEL[2] (elev.[1])	SCREENED INTERVAL ELEVATION (elev.[1])	COMMENTS
P-55										
4Q09	445.95	10/1/2009	NE	46.02	NA	NA	NA	399.93		
1Q10	445.95	1/1/2010	NE	44.14	NA	NA	NA	401.81		
2Q10	445.95	4/1/2010	NE	42.69	NA	NA	NA	403.26		
3Q10	445.95	7/1/2010	NE	41.81	NA	NA	NA	404.14		
4Q10	445.95	11/12/2010	NE	40.50	NA	NA	NA	405.45		
1Q11	445.95	1/13/2011	NE	40.56	NA	NA	NA	405.39		
2Q11	445.95	4/25/2011	41 52	41.54	404.41	404.43	0.02	404.43	406.13 - 381.13	
3Q11	445.95	7/5/2011	39.41	39.42	406 53	406 54	0.01	406.54		*
	445.95	9/19/2011	NE	38.57	NA	NA	NA	407.38		*
4Q11	445.95	10/6/2011	NE	38.61	NA	NA	NA	407.34		*
1Q12	445.95	1/4/2012	NE	40.71	NA	NA	NA	405.24		
2Q12	445.95	4/2/2012	NE	42.04	NA	NA	NA	403.91		
3Q12	445.95	7/2/2012	NE	42.33	NA	NA	NA	403.62		
P-56										
4Q09	446.02	10/1/2009	NE	45.79	NA	NA	NA	400.23		
1Q10	446.02	1/1/2010	NE	43.99	NA	NA	NA	402.03		
2Q10	446.02	4/1/2010	NE	42.71	NA	NA	NA	403.31		
3Q10	446.02	7/1/2010	NE	41.99	NA	NA	NA	404.03		
4Q10	446.02	11/11/2010	NE	40.94	NA	NA	NA	405.08		
1Q11	446.02	1/13/2011	NE	41.03	NA	NA	NA	404.99		
2Q11	446.02	4/25/2011	NE	42.16	NA	NA	NA	403.86	405.20 - 380.20	
3Q11	446.02	7/5/2011	NE	39.63	NA	NA	NA	406.39		*
	446.02	9/19/2011	NE	38.88	NA	NA	NA	407.14		*
4Q11	446.02	10/6/2011	NE	39.10	NA	NA	NA	406.92		*
1Q12	446.02	1/4/2012	NE	41.51	NA	NA	NA	404.51		
2Q12	446.02	4/3/2012	NE	42.88	NA	NA	NA	403.14		
3Q12	446.02	7/5/2012	NE	43.01	NA	NA	NA	403.01		
P-57										
4Q09	446.53	10/1/2009	NE	46.01	NA	NA	NA	400.52		
1Q10	446.53	1/1/2010	NE	44.02	NA	NA	NA	402.51		
2Q10	446.53	4/1/2010	NE	42.73	NA	NA	NA	403.80		
3Q10	446.53	7/1/2010	NE	41.60	NA	NA	NA	404.93		
4Q10	446.53	11/12/2010	NE	40.64	NA	NA	NA	405.89		
1Q11	446.53	1/13/2011	NE	41.04	NA	NA	NA	405.49		
2Q11	446.53	4/25/2011	NE	41.88	NA	NA	NA	404.65	406.07 - 381.07	
3Q11	446.53	7/5/2011	NE	39.48	NA	NA	NA	407.05		*
	446.53	9/19/2011	NE	39.92	NA	NA	NA	406.61		*
4Q11	446.53	10/6/2011	NE	39.20	NA	NA	NA	407.33		*
1Q12	446.53	2/13/2012	NE	42.13	NA	NA	NA	404.40		
2Q12	446.53	4/4/2012	NE	42.61	NA	NA	NA	403.92		
3Q12	446.53	7/5/2012	NE	43.00	NA	NA	NA	403.53		
P-58										
4Q09	444.92	10/1/2009	NE	44.06	NA	NA	NA	400.86		
1Q10	444.92	1/1/2010	NE	42.00	NA	NA	NA	402.92		
2Q10	444.92	4/1/2010	NE	40.76	NA	NA	NA	404.16		Oily film observed on probe but no product response observed from probe or product paste.
3Q10	444.92	7/1/2010	39.42	39.46	405.46	405 50	0.04	405.49		*Product confirmed on interface probe.
4Q10	444.92	11/12/2010	NE	38.51	NA	NA	NA	406.41		*
1Q11	444.92	1/13/2011	NE	39.10	NA	NA	NA	405.82		*No tone; produt paste turned
2Q11	444.92	4/25/2011	NE	39.78	NA	NA	NA	405.14	404.70 - 379.70	*NO TONE; PRODUCT PASTE TURNED
3Q11	444.92	7/5/2011	NE	37.42	NA	NA	NA	407.50		*
	444.92	9/19/2011	NE	37.02	NA	NA	NA	407.90		*
4Q11	444.92	10/6/2011	NE	37.31	NA	NA	NA	407.61		*
1Q12	444.92	1/4/2012	NE	39.41	NA	NA	NA	405.51		*
2Q12	444.92	4/3/2012	NE	40.81	NA	NA	NA	404.11		
3Q12	444.92	7/5/2012	NE	41.04	NA	NA	NA	403.88		
P-59										
4Q09	446.78	10/1/2009	NE	46.67	NA	NA	NA	400.11		*
1Q10	446.78	1/1/2010	NE	44.91	NA	NA	NA	401.87		*
2Q10	446.78	4/1/2010	NE	43.59	NA	NA	NA	403.19		*Oily film observed on probe but no product response observed from probe or product paste.
3Q10	446.78	7/1/2010	43.21	43.23	403 55	403 57	0.02	403.57		*Product confirmed on interface probe.
4Q10	446.78	11/12/2010	NE	42.13	NA	NA	NA	404.65		*
1Q11	446.78	1/13/2011	NE	42.16	NA	NA	NA	404.62		*No tone; product paste turned
2Q11	446.78	4/25/2011	43.25	43.26	403 52	403 53	0.01	403.53	398.87 - 373.87	*NO TONE; PRODUCT PASTE TURNED
3Q11	446.78	7/5/2011	NE	41.44	NA	NA	NA	405.34		*
	446.78	9/19/2011	NE	40.56	NA	NA	NA	406.22		*
4Q11	446.78	10/6/2011	NE	40.77	NA	NA	NA	406.01		*
1Q12	446.78	1/4/2012	NE	42.61	NA	NA	NA	404.17		*
2Q12	446.78	4/4/2012	NE	43.82	NA	NA	NA	402.96		*
3Q12	446.78	7/5/2012	NE	44.00	NA	NA	NA	402.78		*

TABLE 1
CUMULATIVE GROUNDWATER MONITORING WELL GAUGING RESULTS

WELL ID	TOP OF CASING (elev.[1])	DATE GAUGED	DEPTH TO PRODUCT (ft btoc)	DEPTH TO WATER (ft btoc)	WATER-PRODUCT INTERFACE (elev.[1])	PRODUCT (elev.[1])	PRODUCT THICKNESS (ft)	CORRECTED WATER LEVEL[2] (elev.[1])	SCREENED INTERVAL ELEVATION (elev.[1])	COMMENTS
P-60										
4Q09	446.57	10/1/2009	46.48	47.35	399.22	400.09	0.87	399.92		
1Q10	446.57	1/1/2010	44.83	45.08	401.49	401.74	0.25	401.69		Product confirmed on interface probe.
2Q10	446.57	4/1/2010	43.45	43.73	402.84	403.12	0.28	403.07		Product confirmed on interface probe.
3Q10	446.57	7/1/2010	42.61	43.18	403 39	403.96	0.57	403.85		*Product confirmed on interface probe.
4Q10	446.57	11/11/2010	41.40	41.44	405.13	405.17	0.04	405.16		*
1Q11	446.57	1/14/2011	41.68	41.72	404.85	404.89	0.04	404.88		*
2Q11	446.57	4/25/2011	42.72	43.18	403 39	403.85	0.46	403.76	403.12 - 383.12	*
3Q11	446.57	7/5/2011	40.41	40.77	405.80	406.16	0.36	406.09		*
	446.57	9/19/2011	39 54	39.89	406.68	407.03	0.35	406.96		*
4Q11	446.57	10/6/2011	39.72	40.06	406 51	406.85	0.34	406.79		*
1Q12	446.57	1/4/2012	NE	41.98	NA	NA	NA	404.59		*
2Q12	446.57	4/3/2012	43.46	43.48	403.09	403.11	0.02	403.11		
3Q12	446.57	7/5/2012	43 51	43.55	403.02	403.06	0.04	403.05		
P-60-11										
4Q10	443.39	11/11/2010	NE	40.91	NA	NA	NA	402.48		
1Q11	443.39	1/14/2011	NE	41.14	NA	NA	NA	402.25		
2Q11	443.39	4/25/2011	NE	42.22	NA	NA	NA	401.17		
3Q11	446.18	7/5/2011	NE	39.97	NA	NA	NA	406.21		
	446.18	9/19/2011	NE	39.07	NA	NA	NA	407.11	413.03 - 383.03	
4Q11	446.18	10/6/2011	NE	39.25	NA	NA	NA	406.93		
1Q12	446.18	1/4/2012	NE	41.22	NA	NA	NA	404.96		
2Q12	446.18	4/3/2012	NE	42.65	NA	NA	NA	403.53		
3Q12	446.18	7/5/2012	NE	42.64	NA	NA	NA	403.54		
P-60-12										
4Q10	443.31	11/11/2010	NE	38.19	NA	NA	NA	405.12		*
1Q11	443.31	1/14/2011	NE	38.51	NA	NA	NA	404.80		*
2Q11	443.31	4/25/2011	NE	39.63	NA	NA	NA	403.68		*
3Q11	443.31	7/5/2011	NE	37.27	NA	NA	NA	406.04		*
	443.31	9/19/2011	NE	36.41	NA	NA	NA	406.90	383.31 - 373 31	*
4Q11	443.31	10/6/2011	NE	36.53	NA	NA	NA	406.78		*
1Q12	443.31	1/4/2012	NE	38.76	NA	NA	NA	404.55		*
2Q12	443.31	4/3/2012	NE	40.25	NA	NA	NA	403.06		*
3Q12	443.31	7/5/2012	NE	40.23	NA	NA	NA	403.08		*
P-60-12S	***(PERCHED WELL)***									
4Q10	443.33	11/11/2010	NE	23.36	NA	NA	NA	419.97		
1Q11	443.33	1/14/2011	NE	NM	NA	NA	NA	NA		
2Q11	443.33	4/25/2011	NE	21.84	NA	NA	NA	421.49		
3Q11	443.33	7/5/2011	21.10	21.11	422.22	422.23	0.01	422.23		
4Q11	443.33	10/6/2011	NE	23.36	NA	NA	NA	419.97	429.49 - 419.49	
1Q12	443.33	1/4/2012	NE	22.81	NA	NA	NA	420.52		
2Q12	443.33	4/3/2012	NE	20.21	NA	NA	NA	423.12		
3Q12	443.33	7/5/2012	NE	19.48	NA	NA	NA	423.85		
P-60-13										
4Q10	442.43	11/11/2010	37 50	37.87	404 56	404.93	0.37	404.86		*
1Q11	442.43	1/14/2011	37.73	37.74	404.69	404.70	0.01	404.70		*
2Q11	442.43	4/25/2011	38.80	39.10	403 33	403.63	0.30	403.57		*
3Q11	442.43	7/5/2011	36.85	36.99	405.44	405 58	0.14	405.55		*
	442.43	9/19/2011	NE	35.72	NA	NA	NA	406.71	402.43 - 382.43	*
4Q11	442.43	10/6/2011	NE	35.86	NA	NA	NA	406.57		*
1Q12	442.43	1/4/2012	NE	37.82	NA	NA	NA	404.61		*
2Q12	442.43	4/3/2012	NE	39.21	NA	NA	NA	403.22		*
3Q12	442.43	7/5/2012	NE	39.37	NA	NA	NA	403.06		*
P-60-13S	***(PERCHED WELL)***									
4Q10	442.39	11/11/2010	NE	13.36	NA	NA	NA	429.03		
1Q11	442.39	1/14/2011	NE	NM	NA	NA	NA	NA		
2Q11	442.39	4/25/2011	NE	17.45	NA	NA	NA	424.94		
3Q11	442.39	7/5/2011	NE	17.08	NA	NA	NA	425.31		
4Q11	442.39	10/6/2011	NE	18.44	NA	NA	NA	423.95	432.39 - 422 39	
1Q12	442.39	1/4/2012	NE	17.66	NA	NA	NA	424.73		
2Q12	442.39	4/3/2012	NE	17.58	NA	NA	NA	424.81		
3Q12	442.39	7/5/2012	NE	17.87	NA	NA	NA	424.52		
P-60-S										
3Q11	446.98	7/5/2011	NE	40.81	NA	NA	NA	406.17		
	446.98	9/19/2011	39.40	39.61	407 37	407 58	0.21	407.54		
1Q12	446.98	1/4/2012	41 39	41.90	405.08	405 59	0.51	405.49	410.50 - 395 50	
2Q12	446.98	4/3/2012	42.85	43.28	403.70	404.13	0.43	404.04		
3Q12	446.98	7/5/2012	43.12	43.26	403.72	403.86	0.14	403.83		
P-61										
4Q09	444.27	10/1/2009	44.44	44.62	399.65	399.83	0.18	399.79		*
1Q10	444.27	1/1/2010	43 33	43.53	400.74	400.94	0.20	400.90		*Product confirmed on interface probe.
2Q10	444.27	4/1/2010	41.97	42.09	402.18	402 30	0.12	402.27		*Product confirmed on interface probe.
3Q10	444.27	7/1/2010	41.04	41.18	403.09	403.23	0.14	403.20		*Product confirmed on interface probe.
4Q10	444.27	11/11/2010	39.91	40.03	404.24	404 36	0.12	404.33		*
1Q11	444.27	1/13/2011	38.81	38.94	405 33	405.46	0.13	405.43		*
2Q11	444.27	4/25/2011	NE	40.93	NA	NA	NA	403.34	398.59 - 373 59	*
3Q11	444.27	7/5/2011	37 58	37.59	406.68	406.69	0.01	406.69		*
	444.27	9/19/2011	NE	37.36	NA	NA	NA	406.91		*
4Q11	444.27	10/6/2011	NE	37.63	NA	NA	NA	406.64		*
1Q12	444.27	1/3/2012	NE	40.34	NA	NA	NA	403.93		*
2Q12	444.27	4/3/2012	NE	41.50	NA	NA	NA	402.77		*
3Q12	444.27	7/3/2012	NE	41.53	NA	NA	NA	402.74		*

TABLE 1
CUMULATIVE GROUNDWATER MONITORING WELL GAUGING RESULTS

WELL ID	TOP OF CASING (elev.[1])	DATE GAUGED	DEPTH TO PRODUCT (ft btoc)	DEPTH TO WATER (ft btoc)	WATER-PRODUCT INTERFACE (elev.[1])	PRODUCT (elev.[1])	PRODUCT THICKNESS (ft)	CORRECTED WATER LEVEL[2] (elev.[1])	SCREENED INTERVAL ELEVATION (elev.[1])	COMMENTS
P-62										
4Q09	442.32	10/1/2009	42.68	44.16	398.16	399.64	1.48	399.35		
1Q10	442.32	1/1/2010	41.02	42.62	399.70	401 30	1.60	400.98		*Product confirmed on interface probe.
2Q10	442.32	4/1/2010	39 56	40.90	401.42	402.76	1.34	402.50		*Product confirmed on interface probe.
3Q10	442.32	7/1/2010	38 51	39.96	402 36	403.81	1.45	403.52		*Product confirmed on interface probe.
4Q10	442.32	11/11/2010	37.14	38.57	403.75	405.18	1.43	404.90		*
1Q11	442.32	1/13/2011	36 39	37.81	404 51	405.93	1.42	405.65		*
2Q11	442.32	4/25/2011	NE	38.18	NA	NA	NA	404.14	400.85 - 375.85	*
3Q11	442.32	7/5/2011	35.62	35.63	406.69	406.70	0.01	406.70		*
	442.32	9/19/2011	35 39	35.41	406.91	406.93	0.02	406.93		*
4Q11	442.32	10/6/2011	NE	35.64	NA	NA	NA	406.68		*
1Q12	442.32	1/3/2012	37.68	37.71	404.61	404.64	0.03	404.64		*
2Q12	442.32	4/3/2012	NE	30.94	NA	NA	NA	411.38		*Result is suspect
3Q12	442.32	7/3/2012	39.13	39.15	403.17	403.19	0.02	403.19		*
P-63										
4Q09	445.75	10/1/2009	47.14	47.28	398.47	398.61	0.14	398.58		*
1Q10	445.75	1/1/2010	45.08	45.26	400.49	400.67	0.18	400.63		*Product confirmed on interface probe.
2Q10	445.75	4/1/2010	43 53	43.72	402.03	402.22	0.19	402.18		*Product confirmed on interface probe.
3Q10	445.75	7/1/2010	42 32	42.52	403.23	403.43	0.20	403.39		*Product confirmed on interface probe.
4Q10	445.75	10/1/2010	40 58	40.79	404.96	405.17	0.21	405.13		*Product confirmed on interface probe.
1Q11	445.75	1/13/2011	39.48	39.68	406.07	406.27	0.20	406.23		*
2Q11	445.75	4/1/2011	NE	41.11	NA	NA	NA	404.64	398.46 - 373.46	*
3Q11	445.75	7/5/2011	NE	38.56	NA	NA	NA	407.19		*
	445.75	9/19/2011	NE	39.12	NA	NA	NA	406.63		*
4Q11	445.75	10/6/2011	NE	39.20	NA	NA	NA	406.55		*
1Q12	445.75	1/3/2012	NE	40.65	NA	NA	NA	405.10		*
2Q12	445.75	4/3/2012	NE	42.09	NA	NA	NA	403.66		*
3Q12	445.75	7/3/2012	NE	42.94	NA	NA	NA	402.81		*
P-64										
4Q09	446.52	10/1/2009	NE	48.52	NA	NA	NA	398.00		
1Q10	446.52	1/1/2010	46 32	46.37	400.15	400.20	0.05	400.19		*Product confirmed on interface probe.
2Q10	446.52	4/1/2010	44.61	44.70	401.82	401.91	0.09	401.89		*Product confirmed on interface probe.
3Q10	446.52	7/1/2010	43.46	43.61	402.91	403.06	0.15	403.03		*Product confirmed on interface probe.
4Q10	446.52	10/1/2010	41.45	41.56	404.96	405.07	0.11	405.05		*Product confirmed on interface probe.
1Q11	446.52	1/13/2011	40.14	40.46	406.06	406 38	0.32	406.32		*
2Q11	446.52	4/1/2011	41.77	41.86	404.66	404.75	0.09	404.73	399.29 - 374.29	*
3Q11	446.52	7/5/2011	39.25	39.42	407.10	407.27	0.17	407.24		*
	446.52	9/19/2011	40.10	41.10	405.42	406.42	1.00	406.22		*
4Q11	446.52	10/6/2011	40 35	40.53	405.99	406.17	0.18	406.13		*
1Q12	446.52	1/3/2012	41.68	41.75	404.77	404.84	0.07	404.83		*
2Q12	446.52	4/3/2012	43.18	43.19	403 33	403 34	0.01	403.34		*
3Q12	446.52	7/3/2012	44.40	44.41	402.11	402.12	0.01	402.12		*
P-65										
4Q09	444.53	10/1/2009	NE	45.05	NA	NA	NA	399.48		*
1Q10	444.53	1/1/2010	NE	34.11	NA	NA	NA	410.42		*
2Q10	444.53	4/1/2010	41 33	41.34	403.19	403.20	0.01	403.20		*Product confirmed on interface probe.
3Q10	444.53	7/1/2010	44 34	44.35	400.18	400.19	0.01	400.19		*Product confirmed on interface probe.
4Q10	444.53	10/1/2010	38.61	38.63	405.90	405.92	0.02	405.92		*Product confirmed on interface probe.
1Q11	444.53	1/13/2011	37.73	37.74	406.79	406.80	0.01	406.80		*
2Q11	444.53	4/1/2011	NE	39.20	NA	NA	NA	405.33	396.91 - 371.91	*
3Q11	444.53	7/5/2011	NE	36.87	NA	NA	NA	407.66		*
	444.53	9/19/2011	NE	37.54	NA	NA	NA	406.99		*
4Q11	444.53	10/6/2011	NE	37.67	NA	NA	NA	406.86		*
1Q12	444.53	1/3/2012	NE	39.15	NA	NA	NA	405.38		*
2Q12	444.53	4/3/2012	NE	40.76	NA	NA	NA	403.77		*
3Q12	444.53	7/3/2012	NE	41.76	NA	NA	NA	402.77		*
P-66										
4Q09	436.70	10/1/2009	NE	35.62	NA	NA	NA	401.08		
1Q10	436.70	1/1/2010	NE	33.49	NA	NA	NA	403.21		*
2Q10	436.70	4/1/2010	NE	32.30	NA	NA	NA	404.40		*
3Q10	436.70	7/1/2010	30.81	30.83	405.87	405.89	0.02	405.89		*Product confirmed on interface probe.
4Q10	436.70	11/12/2010	NE	30.02	NA	NA	NA	406.68		*
1Q11	436.70	1/13/2011	NE	30.70	NA	NA	NA	406.00		*
2Q11	436.70	4/25/2011	NE	31.26	NA	NA	NA	405.44	401.98 - 376.98	*
3Q11	436.70	7/5/2011	NE	28.87	NA	NA	NA	407.83		*
	436.70	9/19/2011	NE	28.64	NA	NA	NA	408.06		*
4Q11	436.70	10/5/2011	NE	28.92	NA	NA	NA	407.78		*
1Q12	436.70	1/3/2012	NE	NM	NA	NA	NA	NA		Restricted Area
2Q12	436.70	1/3/2012	NE	NM	NA	NA	NA	NA		Restricted Area
3Q12	436.70	7/5/2012	32.60	32.61	404.09	404.10	0.01	404.10		*
P-67										
4Q09	444.13	10/1/2009	42.15	42.17	401.96	401.98	0.02	401.98		Product confirmed on interface probe.
1Q10	444.13	1/1/2010	39.96	39.98	404.15	404.17	0.02	404.17		*Product confirmed on interface probe.
2Q10	444.13	4/1/2010	38.78	38.80	405 33	405 35	0.02	405.35		*Product confirmed on interface probe.
3Q10	444.13	7/1/2010	37.27	37.46	406.67	406.86	0.19	406.82		*Product confirmed on interface probe.
4Q10	444.13	10/1/2010	36.27	36.31	407.82	407.86	0.04	407.85		*Product confirmed on interface probe.
1Q11	444.13	1/13/2011	36.75	36.78	407 35	407 38	0.03	407.37		*
2Q11	444.13	4/1/2011	NE	37.24	NA	NA	NA	406.89	402.16 - 377.16	*
3Q11	444.13	7/5/2011	NE	35.17	NA	NA	NA	408.96		*
	444.13	9/19/2011	NE	35.16	NA	NA	NA	408.97		*
4Q11	444.13	10/5/2011	NE	35.38	NA	NA	NA	408.75		*
1Q12	444.13	1/4/2012	NE	37.08	NA	NA	NA	407.05		*
2Q12	444.13	4/3/2012	NE	38.50	NA	NA	NA	405.63		*
3Q12	444.13	7/2/2012	NE	38.90	NA	NA	NA	405.23		*

TABLE 1
CUMULATIVE GROUNDWATER MONITORING WELL GAUGING RESULTS

WELL ID	TOP OF CASING (elev.[1])	DATE GAUGED	DEPTH TO PRODUCT (ft btoc)	DEPTH TO WATER (ft btoc)	WATER-PRODUCT INTERFACE (elev.[1])	PRODUCT (elev.[1])	PRODUCT THICKNESS (ft)	CORRECTED WATER LEVEL[2] (elev.[1])	SCREENED INTERVAL ELEVATION (elev.[1])	COMMENTS
P-68										
4Q09	445.07	10/1/2009	44.10	47.76	397 31	400.97	3.66	400.24		*
1Q10	445.07	1/1/2010	42.44	46.62	398.45	402.63	4.18	401.80		*Product confirmed on interface probe.
2Q10	445.07	4/1/2010	40.94	48.15	396.92	404.13	7.21	402.69		*Product confirmed on interface probe.
3Q10	445.07	7/1/2010	40 50	44.65	400.42	404 57	4.15	403.74		*Product confirmed on interface probe.
4Q10	445.07	11/12/2010	39 32	43.42	401.65	405.75	4.10	404.93		*
1Q11	445.07	1/13/2011	39.15	43.18	401.89	405.92	4.03	405.12		*
2Q11	445.07	4/25/2011	41.42	41.51	403 56	403.65	0.09	403.63	399.81 - 374.81	*
3Q11	445.07	7/5/2011	39.06	39.13	405.94	406.01	0.07	406.00		*
	445.07	9/19/2011	39.01	39.03	406.04	406.06	0.02	406.06		*
4Q11	445.07	10/6/2011	38 53	38.58	406.49	406 54	0.05	406.53		*
1Q12	445.07	1/4/2012	40 53	40.61	404.46	404 54	0.08	404.52		*
2Q12	445.07	4/3/2012	NE	42.08	NA	NA	NA	402.99		*
3Q12	445.07	7/5/2012	42.08	42.12	402.95	402.99	0.04	402.98		*
P-69										
4Q09	443.18	10/1/2009	43.41	43.45	399.73	399.77	0.04	399.77		
1Q10	443.18	1/1/2010	41.87	41.92	401.26	401 31	0.05	401.30		Product confirmed on interface probe.
2Q10	443.18	4/1/2010	40 39	40.42	402.76	402.79	0.03	402.79		*Product confirmed on interface probe.
3Q10	443.18	7/1/2010	NE	40.14	NA	NA	NA	403.04		*
4Q10	443.18	11/11/2010	38.99	39.02	404.16	404.19	0.03	404.19		*
1Q11	443.18	1/13/2011	38.62	38.63	404 55	404 56	0.01	404.56		*
2Q11	443.18	4/25/2011	NE	39.98	NA	NA	NA	403.20	402.36 - 377 36	*
3Q11	443.18	7/5/2011	NE	37.41	NA	NA	NA	405.77		*
	443.18	9/19/2011	NE	36.62	NA	NA	NA	406.56		*
4Q11	443.18	10/6/2011	NE	36.77	NA	NA	NA	406.41		*
1Q12	443.18	1/4/2012	NE	39.18	NA	NA	NA	404.00		*
2Q12	443.18	4/3/2012	NE	40.59	NA	NA	NA	402.59		*
3Q12	443.18	7/5/2012	NE	40.61	NA	NA	NA	402.57		*
P-70										
4Q09	442.83	10/1/2009	43.09	43.69	399.14	399.74	0.60	399.62		*
1Q10	442.83	1/1/2010	41.65	41.84	400.99	401.18	0.19	401.14		*Product confirmed on interface probe.
2Q10	442.83	4/1/2010	40.21	40.67	402.16	402.62	0.46	402.53		*Product confirmed on interface probe.
3Q10	442.83	7/1/2010	39.42	39.86	402.97	403.41	0.44	403.32		*Product confirmed on interface probe.
4Q10	442.83	11/11/2010	38.20	38.69	404.14	404.63	0.49	404.53		*
1Q11	442.83	1/13/2011	37.48	37.90	404.93	405 35	0.42	405.27		*
2Q11	442.83	4/25/2011	39.20	39.22	403.61	403.63	0.02	403.62	398.16 - 373.16	*
3Q11	442.83	7/5/2011	36.42	36.43	406.40	406.41	0.01	406.41		*
	442.83	9/19/2011	NE	35.98	NA	NA	NA	406.85		*
4Q11	442.83	10/6/2011	NE	36.25	NA	NA	NA	406.58		*
1Q12	442.83	1/3/2012	NE	38.62	NA	NA	NA	404.21		*
2Q12	442.83	4/3/2012	NE	39.80	NA	NA	NA	403.03		*
3Q12	442.83	7/3/2012	NE	39.83	NA	NA	NA	403.00		*
P-71										
4Q09	444.83	10/1/2009	NE	44.52	NA	NA	NA	400.31		
1Q10	444.83	1/1/2010	NE	42.64	NA	NA	NA	402.19		
2Q10	444.83	4/1/2010	NE	41.31	NA	NA	NA	403.52		*
3Q10	444.83	7/1/2010	NE	40.20	NA	NA	NA	404.63		*
4Q10	444.83	11/11/2010	NE	38.92	NA	NA	NA	405.91		*
1Q11	444.83	1/13/2011	NE	38.32	NA	NA	NA	406.51		*
2Q11	444.83	4/25/2011	NE	39.52	NA	NA	NA	405.31	402.22 - 377.22	*
3Q11	444.83	7/5/2011	NE	37.91	NA	NA	NA	406.92		*
	444.83	9/19/2011	NE	37.71	NA	NA	NA	407.12		*
4Q11	444.83	10/6/2011	NE	47.31	NA	NA	NA	397.52		winch present prevents cap from fitting
1Q12	444.83	1/3/2012	NE	38.91	NA	NA	NA	405.92		*
2Q12	444.83	4/3/2012	NE	40.34	NA	NA	NA	404.49		*
3Q12	444.83	7/3/2012	NE	40.90	NA	NA	NA	403.93		*
P-72										
4Q09	444.43	10/1/2009	43.85	43.88	400 55	400 58	0.03	400.57		*
1Q10	444.43	1/1/2010	41.83	41.87	402 56	402.60	0.04	402.59		*Product confirmed on interface probe.
2Q10	444.43	4/1/2010	40 36	40.39	404.04	404.07	0.03	404.06		*Product confirmed on interface probe.
3Q10	444.43	7/1/2010	NE	NM	NA	NA	NA	NA		Tank yard flooded, unable to access.
4Q10	444.43	11/11/2010	38.01	38.06	406 37	406.42	0.05	406.41		*
1Q11	444.43	1/13/2011	37.65	37.66	406.77	406.78	0.01	406.78		*
2Q11	444.43	4/25/2011	38.78	38.80	405.63	405.65	0.02	405.65	398.66 - 373.66	*
3Q11	444.43	7/5/2011	37.02	37.03	407.40	407.41	0.01	407.41		*
	444.43	9/19/2011	NE	36.60	NA	NA	NA	407.83		*
4Q11	444.43	10/6/2011	NE	36.82	NA	NA	NA	407.61		*
1Q12	444.43	1/3/2012	NE	38.43	NA	NA	NA	406.00		*
2Q12	444.43	4/3/2012	NE	39.58	NA	NA	NA	404.85		*
3Q12	444.43	7/3/2012	NE	40.30	NA	NA	NA	404.13		*
P-73										
4Q09	443.76	10/1/2009	NE	43.38	NA	NA	NA	400.38		
1Q10	443.76	1/1/2010	NE	41.39	NA	NA	NA	402.37		*
2Q10	443.76	4/1/2010	NE	40.15	NA	NA	NA	403.61		*
3Q10	443.76	7/1/2010	40.24	41.26	402 50	403 52	1.02	403.32		*Product confirmed on interface probe.
4Q10	443.76	11/11/2010	NE	38.10	NA	NA	NA	405.66		*
1Q11	443.76	1/13/2011	NE	38.10	NA	NA	NA	405.66		*
2Q11	443.76	4/25/2011	NE	39.13	NA	NA	NA	404.63	402.17 - 377.17	*
3Q11	443.76	7/5/2011	NE	36.88	NA	NA	NA	406.88		*
	443.76	9/19/2011	NE	36.38	NA	NA	NA	407.38		*
4Q11	443.76	10/6/2011	NE	36.68	NA	NA	NA	407.08		*
1Q12	443.76	1/4/2012	NE	38.68	NA	NA	NA	405.08		*
2Q12	443.76	4/3/2012	NE	40.03	NA	NA	NA	403.73		*
3Q12	443.76	7/5/2012	NE	40.28	NA	NA	NA	403.48		*

TABLE 1
CUMULATIVE GROUNDWATER MONITORING WELL GAUGING RESULTS

WELL ID	TOP OF CASING (elev.[1])	DATE GAUGED	DEPTH TO PRODUCT (ft btoc)	DEPTH TO WATER (ft btoc)	WATER-PRODUCT INTERFACE (elev.[1])	PRODUCT (elev.[1])	PRODUCT THICKNESS (ft)	CORRECTED WATER LEVEL[2] (elev.[1])	SCREENED INTERVAL ELEVATION (elev.[1])	COMMENTS
P-74										
4Q09	442.63	10/1/2009	NE	42.60	NA	NA	NA	400.03		*
1Q10	442.63	1/1/2010	NE	40.90	NA	NA	NA	401.73		*
2Q10	442.63	4/1/2010	NE	39.07	NA	NA	NA	403.56		*
3Q10	442.63	7/1/2010	NE	38.88	NA	NA	NA	403.75		*
4Q10	442.63	11/12/2010	NE	38.29	NA	NA	NA	404.34		*
1Q11	442.63	1/13/2011	NE	37.94	NA	NA	NA	404.69		*
2Q11	442.63	4/25/2011	NE	39.18	NA	NA	NA	403.45	398.20 - 373.20	*
3Q11	442.63	7/5/2011	NE	36.51	NA	NA	NA	406.12		*
	442.63	9/19/2011	NE	35.86	NA	NA	NA	406.77		*
4Q11	442.63	10/6/2011	NE	36.26	NA	NA	NA	406.37		*
1Q12	442.63	1/4/2012	NE	38.56	NA	NA	NA	404.07		*
2Q12	442.63	4/3/2012	NE	39.94	NA	NA	NA	402.69		*
3Q12	442.63	7/5/2012	NE	40.00	NA	NA	NA	402.63		*
P-75										
4Q09	446.32	10/1/2009	NE	45.35	NA	NA	NA	400.97		
1Q10	446.32	1/1/2010	NE	43.05	NA	NA	NA	403.27		*
2Q10	446.32	4/1/2010	42.01	42.30	404.02	404 31	0.29	404.26		*Product confirmed on interface probe.
3Q10	446.32	7/1/2010	40 58	40.87	405.45	405.74	0.29	405.69		*Product confirmed on interface probe.
4Q10	446.32	11/11/2010	39.72	40.00	406 32	406.60	0.28	406.55		*
1Q11	446.32	1/13/2011	40.04	40.43	405.89	406.28	0.39	406.21		*
2Q11	446.32	4/25/2011	40.81	40.83	405.49	405 51	0.02	405.51	403.19 - 378.19	*
3Q11	446.32	7/5/2011	38 57	38.59	407.73	407.75	0.02	407.75		*
	446.32	9/19/2011	NE	38.31	NA	NA	NA	408.01		*
4Q11	446.32	10/5/2011	38 52	38.53	407.79	407.80	0.01	407.80		*
1Q12	446.32	1/4/2012	NE	40.48	NA	NA	NA	405.84		*
2Q12	446.32	4/4/2012	NE	41.62	NA	NA	NA	404.70		*
3Q12	446.32	7/2/2012	NE	42.14	NA	NA	NA	404.18		*
P-82A										
4Q09	434.69	10/1/2009	NE	30.12	NA	NA	NA	404.57		*
1Q10	434.69	1/1/2010	NE	27.98	NA	NA	NA	406.71		*
2Q10	434.69	4/1/2010	NE	26.62	NA	NA	NA	408.07		*
3Q10	434.69	7/1/2010	NE	25.00	NA	NA	NA	409.69		*
4Q10	434.69	10/1/2010	NE	24.07	NA	NA	NA	410.62		*
1Q11	434.69	1/13/2011	NE	25.29	NA	NA	NA	409.40		*
2Q11	434.69	4/1/2011	NE	25.12	NA	NA	NA	409.57	401.48 - 386.48	*
3Q11	434.69	7/5/2011	NE	23.01	NA	NA	NA	411.68		*
	434.69	9/19/2011	NE	23.62	NA	NA	NA	411.07		*
4Q11	434.69	10/5/2011	NE	24.00	NA	NA	NA	410.69		*
1Q12	434.69	1/3/2012	NE	25.50	NA	NA	NA	409.19		*
2Q12	434.69	4/2/2012	NE	26.82	NA	NA	NA	407.87		*
3Q12	434.69	7/2/2012	NE	27.34	NA	NA	NA	407.35		*
P-82B										
4Q09	434.44	10/1/2009	NE	29.85	NA	NA	NA	404.59		*
1Q10	434.44	1/1/2010	NE	27.69	NA	NA	NA	406.75		*
2Q10	434.44	4/1/2010	NE	26.33	NA	NA	NA	408.11		*
3Q10	434.44	7/1/2010	NE	24.71	NA	NA	NA	409.73		*
4Q10	434.44	10/1/2010	NE	23.78	NA	NA	NA	410.66		*
1Q11	434.44	1/13/2011	NE	25.01	NA	NA	NA	409.43		*
2Q11	434.44	4/1/2011	NE	24.85	NA	NA	NA	409.59	370.84 - 368.84	*
3Q11	434.44	7/5/2011	NE	22.71	NA	NA	NA	411.73		*
	434.44	9/19/2011	NE	23.36	NA	NA	NA	411.08		*
4Q11	434.44	10/5/2011	NE	23.73	NA	NA	NA	410.71		*
1Q12	434.44	1/3/2012	NE	25.21	NA	NA	NA	409.23		*
2Q12	434.44	4/2/2012	NE	26.55	NA	NA	NA	407.89		*
3Q12	434.44	7/2/2012	NE	27.07	NA	NA	NA	407.37		*
P-82C										
4Q09	434.16	10/1/2009	NE	29.40	NA	NA	NA	404.76		*
1Q10	434.16	1/1/2010	NE	27.39	NA	NA	NA	406.77		*
2Q10	434.16	4/1/2010	NE	26.05	NA	NA	NA	408.11		*
3Q10	434.16	7/1/2010	NE	25.47	NA	NA	NA	408.69		*
4Q10	434.16	10/1/2010	NE	23.49	NA	NA	NA	410.67		*
1Q11	434.16	1/13/2011	NE	24.73	NA	NA	NA	409.43		*
2Q11	434.16	4/1/2011	NE	24.87	NA	NA	NA	409.29	351.39 - 349 39	*
3Q11	434.16	7/5/2011	NE	22.75	NA	NA	NA	411.41		*
	434.16	9/19/2011	NE	23.40	NA	NA	NA	410.76		*
4Q11	434.16	10/5/2011	NE	23.81	NA	NA	NA	410.35		*
1Q12	434.16	1/3/2012	NE	25.26	NA	NA	NA	408.90		*
2Q12	434.16	4/2/2012	NE	26.61	NA	NA	NA	407.55		*
3Q12	434.16	7/2/2012	NE	27.11	NA	NA	NA	407.05		*
P-82D										
4Q09	434.85	10/1/2009	NE	30.14	NA	NA	NA	404.71		*
1Q10	434.85	1/1/2010	NE	28.60	NA	NA	NA	406.25		*
2Q10	434.85	4/1/2010	NE	26.82	NA	NA	NA	408.03		*
3Q10	434.85	7/1/2010	NE	25.20	NA	NA	NA	409.65		*
4Q10	434.85	10/1/2010	NE	24.26	NA	NA	NA	410.59		*
1Q11	434.85	1/13/2011	NE	25.48	NA	NA	NA	409.37		*
2Q11	434.85	4/1/2011	NE	25.63	NA	NA	NA	409.22	323.43 - 321.43	*
3Q11	434.85	7/5/2011	NE	23.54	NA	NA	NA	411.31		*
	434.85	9/19/2011	NE	24.16	NA	NA	NA	410.69		*
4Q11	434.85	10/5/2011	NE	24.56	NA	NA	NA	410.29		*
1Q12	434.85	1/3/2012	NE	26.06	NA	NA	NA	408.79		*
2Q12	434.85	4/2/2012	NE	27.37	NA	NA	NA	407.48		*
3Q12	434.85	7/2/2012	NE	27.91	NA	NA	NA	406.94		*

TABLE 1
CUMULATIVE GROUNDWATER MONITORING WELL GAUGING RESULTS

WELL ID	TOP OF CASING (elev.[1])	DATE GAUGED	DEPTH TO PRODUCT (ft btoc)	DEPTH TO WATER (ft btoc)	WATER-PRODUCT INTERFACE (elev.[1])	PRODUCT (elev.[1])	PRODUCT THICKNESS (ft)	CORRECTED WATER LEVEL[2] (elev.[1])	SCREENED INTERVAL ELEVATION (elev.[1])	COMMENTS
P-83A										
4Q09	445.23	10/1/2009	NE	46.03	NA	NA	NA	399.20	398.58 - 383 58	*
1Q10	445.23	1/1/2010	NE	43.61	NA	NA	NA	401.62		*
2Q10	445.23	4/1/2010	NE	42.05	NA	NA	NA	403.18		*
3Q10	445.23	7/1/2010	NE	40.64	NA	NA	NA	404.59		*
4Q10	445.23	10/1/2010	NE	38.82	NA	NA	NA	406.41		*
1Q11	445.23	1/13/2011	NE	37.93	NA	NA	NA	407.30		*
2Q11	445.23	4/1/2011	NE	38.42	NA	NA	NA	406.81		*
3Q11	445.23	7/5/2011	NE	36.25	NA	NA	NA	408.98		*
	445.23	9/19/2011	NE	37.21	NA	NA	NA	408.02		*
4Q11	445.23	10/6/2011	NE	37.41	NA	NA	NA	407.82		*
1Q12	445.23	1/3/2012	NE	38.31	NA	NA	NA	406.92		*
2Q12	445.23	4/2/2012	NE	39.85	NA	NA	NA	405.38		*
3Q12	445.23	7/2/2012	NE	40.50	NA	NA	NA	404.73		*
P-83B										
4Q09	445.47	10/1/2009	NE	46.32	NA	NA	NA	399.15	375.82 - 373.82	*
1Q10	445.47	1/1/2010	NE	43.88	NA	NA	NA	401.59		*
2Q10	445.47	4/1/2010	NE	42.31	NA	NA	NA	403.16		*
3Q10	445.47	7/1/2010	NE	40.91	NA	NA	NA	404.56		*
4Q10	445.47	10/1/2010	NE	39.08	NA	NA	NA	406.39		*
1Q11	445.47	1/13/2011	NE	38.20	NA	NA	NA	407.27		*
2Q11	445.47	4/1/2011	NE	38.69	NA	NA	NA	406.78		*
3Q11	445.47	7/5/2011	NE	36.57	NA	NA	NA	408.90		*
	445.47	9/19/2011	NE	37.48	NA	NA	NA	407.99		*
4Q11	445.47	10/6/2011	NE	37.68	NA	NA	NA	407.79		*
1Q12	445.47	1/3/2012	NE	38.58	NA	NA	NA	406.89		*
2Q12	445.47	4/2/2012	NE	40.13	NA	NA	NA	405.34		*
3Q12	445.47	7/2/2012	NE	40.85	NA	NA	NA	404.62		*
P-83C										
4Q09	445.64	10/1/2009	NE	46.31	NA	NA	NA	399.33	353.25 - 351.25	*
1Q10	445.64	1/1/2010	NE	44.03	NA	NA	NA	401.61		*
2Q10	445.64	4/1/2010	NE	42.46	NA	NA	NA	403.18		*
3Q10	445.64	7/1/2010	NE	41.08	NA	NA	NA	404.56		*
4Q10	445.64	10/1/2010	NE	39.24	NA	NA	NA	406.40		*
1Q11	445.64	1/13/2011	NE	38.68	NA	NA	NA	406.96		*
2Q11	445.64	4/1/2011	NE	38.85	NA	NA	NA	406.79		*
3Q11	445.64	7/5/2011	NE	37.02	NA	NA	NA	408.62		*
	445.64	9/19/2011	NE	37.94	NA	NA	NA	407.70		*
4Q11	445.64	10/6/2011	NE	38.15	NA	NA	NA	407.49		*
1Q12	445.64	1/3/2012	NE	39.05	NA	NA	NA	406.59		*
2Q12	445.64	4/2/2012	NE	40.61	NA	NA	NA	405.03		*
3Q12	445.64	7/2/2012	NE	40.96	NA	NA	NA	404.68		*
P-83D										
4Q09	445.55	10/1/2009	NE	46.26	NA	NA	NA	399.29	311.84 - 309.84	*
1Q10	445.55	1/1/2010	NE	43.99	NA	NA	NA	401.56		*
2Q10	445.55	4/1/2010	NE	42.40	NA	NA	NA	403.15		*
3Q10	445.55	7/1/2010	NE	41.00	NA	NA	NA	404.55		*
4Q10	445.55	10/1/2010	NE	39.11	NA	NA	NA	406.44		*
1Q11	445.55	1/13/2011	NE	38.59	NA	NA	NA	406.96		*
2Q11	445.55	4/1/2011	NE	38.31	NA	NA	NA	407.24		*
3Q11	445.55	7/5/2011	NE	36.98	NA	NA	NA	408.57		*
	445.55	9/19/2011	NE	37.87	NA	NA	NA	407.68		*
4Q11	445.55	10/6/2011	NE	38.07	NA	NA	NA	407.48		*
1Q12	445.55	1/3/2012	NE	39.01	NA	NA	NA	406.54		*
2Q12	445.55	4/2/2012	NE	40.53	NA	NA	NA	405.02		*
3Q12	445.55	7/2/2012	NE	40.12	NA	NA	NA	405.43		*
P-84A										
4Q09	446.39	10/1/2009	NE	46.33	NA	NA	NA	400.06	392.57 - 377 57	*
1Q10	446.39	1/1/2010	NE	44.20	NA	NA	NA	402.19		*
2Q10	446.39	4/1/2010	NE	42.91	NA	NA	NA	403.48		*
3Q10	446.39	7/1/2010	NE	41.55	NA	NA	NA	404.84		*
4Q10	446.39	11/11/2010	NE	39.95	NA	NA	NA	406.44		*
1Q11	446.39	1/13/2011	NE	39.55	NA	NA	NA	406.84		*
2Q11	446.39	4/25/2011	NE	40.11	NA	NA	NA	406.28		*
3Q11	446.39	7/5/2011	NE	38.58	NA	NA	NA	407.81		*
4Q11	446.39	10/6/2011	NE	34.36	NA	NA	NA	412.03		*
1Q12	446.39	1/5/2012	NE	39.49	NA	NA	NA	406.90		*
2Q12	446.39	4/3/2012	NE	40.70	NA	NA	NA	405.69		*
3Q12	446.39	7/5/2012	NE	41.40	NA	NA	NA	404.99		*
P-84B										
4Q09	446.10	10/1/2009	NE	46.05	NA	NA	NA	400.05	372.60 - 370.60	*
1Q10	446.10	1/1/2010	NE	43.91	NA	NA	NA	402.19		*
2Q10	446.10	4/1/2010	NE	42.61	NA	NA	NA	403.49		*
3Q10	446.10	7/1/2010	NE	41.28	NA	NA	NA	404.82		*
4Q10	446.10	11/11/2010	NE	39.67	NA	NA	NA	406.43		*
1Q11	446.10	1/13/2011	NE	39.27	NA	NA	NA	406.83		*
2Q11	446.10	4/25/2011	NE	39.85	NA	NA	NA	406.25		*
3Q11	446.10	7/5/2011	NE	38.32	NA	NA	NA	407.78		*
4Q11	446.10	10/6/2011	NE	38.09	NA	NA	NA	408.01		*
1Q12	446.10	1/5/2012	NE	39.23	NA	NA	NA	406.87		*
2Q12	446.10	4/3/2012	NE	40.43	NA	NA	NA	405.67		*
3Q12	446.10	7/5/2012	NE	41.43	NA	NA	NA	404.67		*

TABLE 1
CUMULATIVE GROUNDWATER MONITORING WELL GAUGING RESULTS

WELL ID	TOP OF CASING (elev.[1])	DATE GAUGED	DEPTH TO PRODUCT (ft btoc)	DEPTH TO WATER (ft btoc)	WATER-PRODUCT INTERFACE (elev.[1])	PRODUCT (elev.[1])	PRODUCT THICKNESS (ft)	CORRECTED WATER LEVEL[2] (elev.[1])	SCREENED INTERVAL ELEVATION (elev.[1])	COMMENTS
P-84C										
4Q09	446.13	10/1/2009	NE	46.07	NA	NA	NA	400.06	352.08 - 350.08	*
1Q10	446.13	1/1/2010	NE	44.39	NA	NA	NA	401.74		*
2Q10	446.13	4/1/2010	NE	42.65	NA	NA	NA	403.48		*
3Q10	446.13	7/1/2010	NE	41.32	NA	NA	NA	404.81		*
4Q10	446.13	11/11/2010	NE	39.68	NA	NA	NA	406.45		*
1Q11	446.13	1/13/2011	NE	39.29	NA	NA	NA	406.84		*
2Q11	446.13	4/25/2011	NE	39.86	NA	NA	NA	406.27		*
3Q11	446.13	7/5/2011	NE	38.64	NA	NA	NA	407.49		*
4Q11	446.13	10/6/2011	NE	38.41	NA	NA	NA	407.72		*
1Q12	446.13	1/5/2012	NE	39.53	NA	NA	NA	406.60		*
2Q12	446.13	4/3/2012	NE	40.75	NA	NA	NA	405.38		*
3Q12	446.13	7/5/2012	NE	41.45	NA	NA	NA	404.68		*
P-84D										
4Q09	446.14	10/1/2009	NE	46.07	NA	NA	NA	400.07	324.99 - 322.99	*
1Q10	446.14	1/1/2010	NE	43.92	NA	NA	NA	402.22		*
2Q10	446.14	4/1/2010	NE	42.63	NA	NA	NA	403.51		*
3Q10	446.14	7/1/2010	NE	41.34	NA	NA	NA	404.80		*
4Q10	446.14	11/11/2010	NE	39.69	NA	NA	NA	406.45		*
1Q11	446.14	1/13/2011	NE	39.31	NA	NA	NA	406.83		*
2Q11	446.14	4/25/2011	NE	39.87	NA	NA	NA	406.27		*
3Q11	446.14	7/5/2011	NE	38.68	NA	NA	NA	407.46		*
4Q11	446.14	10/6/2011	NE	38.43	NA	NA	NA	407.71		*
1Q12	446.14	1/5/2012	NE	39.55	NA	NA	NA	406.59		*Well depth greater than 101 ft.
2Q12	446.14	4/3/2012	NE	40.77	NA	NA	NA	405.37		*
3Q12	446.14	7/5/2012	NE	41.46	NA	NA	NA	404.68		*
P-88A										
4Q09	443.12	10/1/2009	NE	36.85	NA	NA	NA	406.27	404.72 - 389.72	*
1Q10	443.12	1/1/2010	NE	34.78	NA	NA	NA	408.34		*
2Q10	443.12	4/1/2010	NE	33.22	NA	NA	NA	409.90		*
3Q10	443.12	7/1/2010	NE	31.80	NA	NA	NA	411.32		*
4Q10	443.12	10/1/2010	NE	30.65	NA	NA	NA	412.47		*
1Q11	443.12	1/14/2011	NE	31.16	NA	NA	NA	411.96		*
2Q11	443.12	4/1/2011	NE	31.36	NA	NA	NA	411.76		*
3Q11	443.12	7/5/2011	NE	29.78	NA	NA	NA	413.34		*
	443.12	9/19/2011	NE	29.72	NA	NA	NA	413.40		*
4Q11	443.12	10/5/2011	NE	29.92	NA	NA	NA	413.20		*
1Q12	443.12	1/4/2012	NE	31.18	NA	NA	NA	411.94		*
2Q12	443.12	4/3/2012	NE	32.55	NA	NA	NA	410.57		*
3Q12	443.12	7/2/2012	NE	32.97	NA	NA	NA	410.15		*
P-88B										
4Q09	443.17	10/1/2009	NE	37.06	NA	NA	NA	406.11	370.62 - 368.62	*
1Q10	443.17	1/1/2010	NE	34.86	NA	NA	NA	408.31		*
2Q10	443.17	4/1/2010	NE	33.28	NA	NA	NA	409.89		*
3Q10	443.17	7/1/2010	NE	31.86	NA	NA	NA	411.31		*
4Q10	443.17	10/1/2010	NE	30.87	NA	NA	NA	412.30		*
1Q11	443.17	1/14/2011	NE	31.37	NA	NA	NA	411.80		*
2Q11	443.17	4/1/2011	NE	31.42	NA	NA	NA	411.75		*
3Q11	443.17	7/5/2011	NE	29.71	NA	NA	NA	413.46		*
	443.17	9/19/2011	NE	29.64	NA	NA	NA	413.53		*
4Q11	443.17	10/5/2011	NE	29.86	NA	NA	NA	413.31		*
1Q12	443.17	1/4/2012	NE	31.16	NA	NA	NA	412.01		*
2Q12	443.17	4/3/2012	NE	32.50	NA	NA	NA	410.67		*
3Q12	443.17	7/2/2012	NE	33.01	NA	NA	NA	410.16		*
P-88C										
4Q09	443.16	10/1/2009	NE	36.88	NA	NA	NA	406.28	350.86 - 348.86	*
1Q10	443.16	1/1/2010	NE	35.11	NA	NA	NA	408.05		*
2Q10	443.16	4/1/2010	NE	33.25	NA	NA	NA	409.91		*
3Q10	443.16	7/1/2010	NE	31.85	NA	NA	NA	411.31		*
4Q10	443.16	10/1/2010	NE	30.67	NA	NA	NA	412.49		*
1Q11	443.16	1/14/2011	NE	31.17	NA	NA	NA	411.99		*
2Q11	443.16	4/1/2011	NE	31.38	NA	NA	NA	411.78		*
3Q11	443.16	7/5/2011	NE	30.02	NA	NA	NA	413.14		*
	443.16	9/19/2011	NE	29.95	NA	NA	NA	413.21		*
4Q11	443.16	10/5/2011	NE	30.14	NA	NA	NA	413.02		*
1Q12	443.16	1/4/2012	NE	31.44	NA	NA	NA	411.72		*
2Q12	443.16	4/3/2012	NE	32.78	NA	NA	NA	410.38		*
3Q12	443.16	7/2/2012	NE	33.15	NA	NA	NA	410.01		*
P-88D										
4Q09	443.23	10/1/2009	NE	37.01	NA	NA	NA	406.22	329.53 - 327 53	*
1Q10	443.23	1/1/2010	NE	35.20	NA	NA	NA	408.03		*
2Q10	443.23	4/1/2010	NE	33.33	NA	NA	NA	409.90		*
3Q10	443.23	7/1/2010	NE	31.87	NA	NA	NA	411.36		*
4Q10	443.23	10/1/2010	NE	30.73	NA	NA	NA	412.50		*
1Q11	443.23	1/14/2011	NE	31.35	NA	NA	NA	411.88		*
2Q11	443.23	4/1/2011	NE	31.81	NA	NA	NA	411.42		*
3Q11	443.23	7/5/2011	NE	30.08	NA	NA	NA	413.15		*
	443.23	9/19/2011	NE	30.03	NA	NA	NA	413.20		*
4Q11	443.23	10/5/2011	NE	30.25	NA	NA	NA	412.98		*
1Q12	443.23	1/4/2012	NE	31.57	NA	NA	NA	411.66		*
2Q12	443.23	4/3/2012	NE	32.91	NA	NA	NA	410.32		*
3Q12	443.23	7/2/2012	NE	33.41	NA	NA	NA	409.82		*

TABLE 1
CUMULATIVE GROUNDWATER MONITORING WELL GAUGING RESULTS

WELL ID	TOP OF CASING (elev.[1])	DATE GAUGED	DEPTH TO PRODUCT (ft btoc)	DEPTH TO WATER (ft btoc)	WATER-PRODUCT INTERFACE (elev.[1])	PRODUCT (elev.[1])	PRODUCT THICKNESS (ft)	CORRECTED WATER LEVEL[2] (elev.[1])	SCREENED INTERVAL ELEVATION (elev.[1])	COMMENTS
T-37										
4Q09	447.15	10/1/2009	NE	45.68	NA	NA	NA	401.47	398.30 - 378 30	*
1Q10	447.15	1/1/2010	NE	42.55	NA	NA	NA	404.60		*
2Q10	447.15	4/1/2010	NE	41.10	NA	NA	NA	406.05		*
3Q10	447.15	7/1/2010	NE	39.78	NA	NA	NA	407.37		*
4Q10	447.15	10/1/2010	NE	38.12	NA	NA	NA	409.03		*
1Q11	447.15	1/13/2011	NE	37.61	NA	NA	NA	409.54		*
2Q11	447.15	4/1/2011	NE	37.63	NA	NA	NA	409.52		*
3Q11	447.15	7/5/2011	NE	35.84	NA	NA	NA	411.31		*
4Q11	447.15	10/6/2011	NE	36.90	NA	NA	NA	410.25		*
1Q12	447.15	1/3/2012	NE	37.95	NA	NA	NA	409.20		*
2Q12	447.15	4/2/2012	NE	39.12	NA	NA	NA	408.03		*
3Q12	447.15	7/2/2012	NE	39.91	NA	NA	NA	407.24		*
P-89B										
4Q09	447.35	10/1/2009	NE	45.84	NA	NA	NA	401.51	369.99 - 367.99	*
1Q10	447.35	1/1/2010	NE	42.73	NA	NA	NA	404.62		*
2Q10	447.35	4/1/2010	NE	41.29	NA	NA	NA	406.06		*
3Q10	447.35	7/1/2010	NE	39.97	NA	NA	NA	407.38		*
4Q10	447.35	10/1/2010	NE	38.29	NA	NA	NA	409.06		*
1Q11	447.35	1/14/2011	NE	37.78	NA	NA	NA	409.57		*
2Q11	447.35	4/1/2011	NE	37.80	NA	NA	NA	409.55		*
3Q11	447.35	7/5/2011	NE	35.99	NA	NA	NA	411.36		*
	447.35	9/19/2011	NE	36.81	NA	NA	NA	410.54		*
4Q11	447.35	10/6/2011	NE	37.05	NA	NA	NA	410.30		*
1Q12	447.35	1/3/2012	NE	38.10	NA	NA	NA	409.25		*
2Q12	447.35	4/2/2012	NE	39.30	NA	NA	NA	408.05		*
3Q12	447.35	7/2/2012	NE	40.09	NA	NA	NA	407.26		*
P-89C										
4Q09	447.68	10/1/2009	NE	46.18	NA	NA	NA	401.50	350.05 - 348.05	*
1Q10	447.68	1/1/2010	NE	43.07	NA	NA	NA	404.61		*
2Q10	447.68	4/1/2010	NE	41.63	NA	NA	NA	406.05		*
3Q10	447.68	7/1/2010	NE	40.32	NA	NA	NA	407.36		*
4Q10	447.68	10/1/2010	NE	38.64	NA	NA	NA	409.04		*
1Q11	447.68	1/14/2011	NE	38.10	NA	NA	NA	409.58		*
2Q11	447.68	4/1/2011	NE	38.14	NA	NA	NA	409.54		*
3Q11	447.68	7/5/2011	NE	36.33	NA	NA	NA	411.35		*
	447.68	9/19/2011	NE	37.13	NA	NA	NA	410.55		*
4Q11	447.68	10/6/2011	NE	37.39	NA	NA	NA	410.29		*
1Q12	447.68	1/3/2012	NE	38.42	NA	NA	NA	409.26		*
2Q12	447.68	4/2/2012	NE	39.63	NA	NA	NA	408.05		*
3Q12	447.68	7/2/2012	NE	40.42	NA	NA	NA	407.26		*
P-89D										
4Q09	447.54	10/1/2009	NE	46.19	NA	NA	NA	401.35	307.20 - 305.20	*
1Q10	447.54	1/1/2010	NE	43.11	NA	NA	NA	404.43		*
2Q10	447.54	4/1/2010	NE	41.66	NA	NA	NA	405.88		*
3Q10	447.54	7/1/2010	NE	40.30	NA	NA	NA	407.24		*
4Q10	447.54	10/1/2010	NE	38.61	NA	NA	NA	408.93		*
1Q11	447.54	1/14/2011	NE	38.11	NA	NA	NA	409.43		*
2Q11	447.54	4/1/2011	NE	38.12	NA	NA	NA	409.42		*
3Q11	447.54	7/5/2011	NE	36.23	NA	NA	NA	411.31		*
	447.54	9/19/2011	NE	37.04	NA	NA	NA	410.50		*
4Q11	447.54	10/6/2011	NE	37.35	NA	NA	NA	410.19		*
1Q12	447.54	1/3/2012	NE	38.47	NA	NA	NA	409.07		*
2Q12	447.54	4/2/2012	NE	39.56	NA	NA	NA	407.98		*
3Q12	447.54	7/2/2012	NE	40.36	NA	NA	NA	407.18		*
P-91A										
4Q09	447.19	10/1/2009	50.22	50.73	396.46	396.97	0.51	396.87	395.68 - 380.68	*
1Q10	447.19	1/1/2010	47.91	48.42	398.77	399.28	0.51	399.18		*Product confirmed on interface probe.
2Q10	447.19	4/1/2010	46.08	46.58	400.61	401.11	0.50	401.01		*Product confirmed on interface probe.
3Q10	447.19	7/1/2010	44.85	45.36	401.83	402 34	0.51	402.24		*Product confirmed on interface probe.
4Q10	447.19	10/1/2010	42.70	43.19	404.00	404.49	0.49	404.39		*Product confirmed on interface probe.
1Q11	447.19	1/14/2011	41.19	41.64	405 55	406.00	0.45	405.91		*
2Q11	447.19	4/1/2011	NE	43.10	NA	NA	NA	404.09		*
3Q11	447.19	7/5/2011	NE	40.42	NA	NA	NA	406.77		*
	447.19	9/19/2011	NE	41.69	NA	NA	NA	405.50		*
4Q11	447.19	10/6/2011	NE	41.63	NA	NA	NA	405.56		*
1Q12	447.19	1/3/2012	NE	42.91	NA	NA	NA	404.28		*
2Q12	447.19	4/3/2012	NE	44.31	NA	NA	NA	402.88		*
3Q12	447.19	7/2/2012	NE	45.76	NA	NA	NA	401.43		*
P-91B										
4Q09	447.26	10/1/2009	NE	50.48	NA	NA	NA	396.78	372.57 - 370 57	*
1Q10	447.26	1/1/2010	NE	48.19	NA	NA	NA	399.07		*
2Q10	447.26	4/1/2010	NE	46.21	NA	NA	NA	401.05		*
3Q10	447.26	7/1/2010	NE	45.08	NA	NA	NA	402.18		*
4Q10	447.26	10/1/2010	NE	42.87	NA	NA	NA	404.39		*
1Q11	447.26	1/14/2011	NE	41.41	NA	NA	NA	405.85		*
2Q11	447.26	4/1/2011	NE	43.28	NA	NA	NA	403.98		*
3Q11	447.26	7/5/2011	NE	40.62	NA	NA	NA	406.64		*
	447.26	9/19/2011	NE	41.78	NA	NA	NA	405.48		*
4Q11	447.26	10/6/2011	NE	41.53	NA	NA	NA	405.73		*
1Q12	447.26	1/3/2012	NE	43.00	NA	NA	NA	404.26		*
2Q12	447.26	4/3/2012	NE	44.11	NA	NA	NA	403.15		*
3Q12	447.26	7/2/2012	NE	45.74	NA	NA	NA	401.52		*

TABLE 1
CUMULATIVE GROUNDWATER MONITORING WELL GAUGING RESULTS

WELL ID	TOP OF CASING (elev.[1])	DATE GAUGED	DEPTH TO PRODUCT (ft btoc)	DEPTH TO WATER (ft btoc)	WATER-PRODUCT INTERFACE (elev.[1])	PRODUCT (elev.[1])	PRODUCT THICKNESS (ft)	CORRECTED WATER LEVEL[2] (elev.[1])	SCREENED INTERVAL ELEVATION (elev.[1])	COMMENTS
P-91C										
4Q09	447.02	10/1/2009	NE	50.21	NA	NA	NA	396.81		*
1Q10	447.02	1/1/2010	NE	48.91	NA	NA	NA	398.11		*
2Q10	447.02	4/1/2010	NE	46.08	NA	NA	NA	400.94		*
3Q10	447.02	7/1/2010	NE	44.83	NA	NA	NA	402.19		*
4Q10	447.02	10/1/2010	NE	42.57	NA	NA	NA	404.45		*
1Q11	447.02	1/14/2011	NE	41.18	NA	NA	NA	405.84		*
2Q11	447.02	4/1/2011	NE	43.00	NA	NA	NA	404.02	352.29 - 350.29	*
3Q11	447.02	7/5/2011	NE	40.35	NA	NA	NA	406.67		*
	447.02	9/19/2011	NE	41.51	NA	NA	NA	405.51		*
4Q11	447.02	10/6/2011	NE	41.47	NA	NA	NA	405.55		*
1Q12	447.02	1/3/2012	NE	42.74	NA	NA	NA	404.28		*
2Q12	447.02	4/3/2012	NE	44.11	NA	NA	NA	402.91		*
3Q12	447.02	7/2/2012	NE	45.53	NA	NA	NA	401.49		*
P-91D										
4Q09	447.02	10/1/2009	NE	50.15	NA	NA	NA	396.87		*
1Q10	447.02	1/1/2010	NE	47.87	NA	NA	NA	399.15		*
2Q10	447.02	4/1/2010	NE	46.03	NA	NA	NA	400.99		*
3Q10	447.02	7/1/2010	NE	44.77	NA	NA	NA	402.25		*
4Q10	447.02	10/1/2010	NE	42.52	NA	NA	NA	404.50		*
1Q11	447.02	1/14/2011	NE	41.14	NA	NA	NA	405.88		*
2Q11	447.02	4/1/2011	NE	42.97	NA	NA	NA	404.05	278.70 - 276.70	*
3Q11	447.02	7/5/2011	NE	40.27	NA	NA	NA	406.75		*
	447.02	9/19/2011	NE	41.49	NA	NA	NA	405.53		*
4Q11	447.02	10/6/2011	NE	41.44	NA	NA	NA	405.58		*
1Q12	447.02	1/3/2012	NE	42.73	NA	NA	NA	404.29		*
2Q12	447.02	4/3/2012	NE	44.35	NA	NA	NA	402.67		*
3Q12	447.02	7/2/2012	NE	45.55	NA	NA	NA	401.47		*
P-92A										
4Q09	446.12	10/1/2009	47.22	47.41	398.71	398.90	0.19	398.86		*
1Q10	446.12	1/1/2010	45.05	45.25	400.87	401.07	0.20	401.03		*Product confirmed on interface probe.
2Q10	446.12	4/1/2010	43.43	43.63	402.49	402.69	0.20	402.65		*Product confirmed on interface probe.
3Q10	446.12	7/1/2010	42.43	42.63	403.49	403.69	0.20	403.65		*Product confirmed on interface probe.
4Q10	446.12	10/1/2010	40 50	40.70	405.42	405.62	0.20	405.58		*Product confirmed on interface probe.
1Q11	446.12	1/14/2011	39.43	39.57	406 55	406.69	0.14	406.66		*
2Q11	446.12	4/1/2011	NE	41.02	NA	NA	NA	405.10	398.55 - 383 55	*
3Q11	446.12	7/5/2011	38 55	38.59	407 53	407 57	0.04	407.56		*
	446.12	9/19/2011	39.62	39.67	406.45	406 50	0.05	406.49		*
4Q11	446.12	10/6/2011	39.70	39.76	406 36	406.42	0.06	406.41		*
1Q12	446.12	1/4/2012	41.05	41.07	405.05	405.07	0.02	405.07		*
2Q12	446.12	4/3/2012	NE	42.77	NA	NA	NA	403.35		*
3Q12	446.12	7/3/2012	44.06	44.08	402.04	402.06	0.02	402.06		*
P-92B										
4Q09	446.07	10/1/2009	NE	47.21	NA	NA	NA	398.86		*
1Q10	446.07	1/1/2010	NE	45.04	NA	NA	NA	401.03		*
2Q10	446.07	4/1/2010	NE	43.44	NA	NA	NA	402.63		*
3Q10	446.07	7/1/2010	NE	42.43	NA	NA	NA	403.64		*
4Q10	446.07	10/1/2010	NE	40.51	NA	NA	NA	405.56		*
1Q11	446.07	1/14/2011	NE	39.41	NA	NA	NA	406.66		*
2Q11	446.07	4/1/2011	NE	40.92	NA	NA	NA	405.15	372.42 - 370.42	*
3Q11	446.07	7/5/2011	NE	38.51	NA	NA	NA	407.56		*
	446.07	9/19/2011	NE	39.61	NA	NA	NA	406.46		*
4Q11	446.07	10/6/2011	NE	39.68	NA	NA	NA	406.39		*
1Q12	446.07	1/4/2012	NE	41.02	NA	NA	NA	405.05		*
2Q12	446.07	4/3/2012	NE	42.74	NA	NA	NA	403.33		*
3Q12	446.07	7/3/2012	NE	44.02	NA	NA	NA	402.05		*
P-92C										
4Q09	445.98	10/1/2009	NE	47.13	NA	NA	NA	398.85		*
1Q10	445.98	1/1/2010	NE	44.89	NA	NA	NA	401.09		*
2Q10	445.98	4/1/2010	NE	43.17	NA	NA	NA	402.81		*
3Q10	445.98	7/1/2010	NE	42.30	NA	NA	NA	403.68		*
4Q10	445.98	10/1/2010	NE	40.38	NA	NA	NA	405.60		*
1Q11	445.98	1/14/2011	NE	39.32	NA	NA	NA	406.66		*
2Q11	445.98	4/1/2011	NE	40.77	NA	NA	NA	405.21	352.54 - 350 54	*
3Q11	445.98	7/5/2011	NE	38.33	NA	NA	NA	407.65		*
	445.98	9/19/2011	NE	39.50	NA	NA	NA	406.48		*
4Q11	445.98	10/6/2011	NE	39.63	NA	NA	NA	406.35		*
1Q12	445.98	1/4/2012	NE	39.95	NA	NA	NA	406.03		*
2Q12	445.98	4/3/2012	NE	42.61	NA	NA	NA	403.37		*
3Q12	445.98	7/3/2012	NE	44.07	NA	NA	NA	401.91		*
P-92D										
4Q09	445.90	10/1/2009	NE	47.09	NA	NA	NA	398.81		*
1Q10	445.90	1/1/2010	NE	44.92	NA	NA	NA	400.98		*
2Q10	445.90	4/1/2010	NE	43.24	NA	NA	NA	402.66		*
3Q10	445.90	7/1/2010	NE	42.31	NA	NA	NA	403.59		*
4Q10	445.90	10/1/2010	NE	40.37	NA	NA	NA	405.53		*
1Q11	445.90	1/14/2011	NE	39.24	NA	NA	NA	406.66		*
2Q11	445.90	4/1/2011	NE	40.73	NA	NA	NA	405.17	304.90 - 302.90	*
3Q11	445.90	7/5/2011	NE	38.33	NA	NA	NA	407.57		*
	445.90	9/19/2011	NE	39.46	NA	NA	NA	406.44		*
4Q11	445.90	10/6/2011	NE	39.57	NA	NA	NA	406.33		*
1Q12	445.90	1/4/2012	NE	39.89	NA	NA	NA	406.01		*Well depth greater than 101 ft.
2Q12	445.90	4/3/2012	NE	42.67	NA	NA	NA	403.23		*
3Q12	445.90	7/3/2012	NE	43.96	NA	NA	NA	401.94		*

TABLE 1
CUMULATIVE GROUNDWATER MONITORING WELL GAUGING RESULTS

WELL ID	TOP OF CASING (elev.[1])	DATE GAUGED	DEPTH TO PRODUCT (ft btoc)	DEPTH TO WATER (ft btoc)	WATER-PRODUCT INTERFACE (elev.[1])	PRODUCT (elev.[1])	PRODUCT THICKNESS (ft)	CORRECTED WATER LEVEL[2] (elev.[1])	SCREENED INTERVAL ELEVATION (elev.[1])	COMMENTS
P-93A										
4Q09	446.58	10/1/2009	NE	45.92	NA	NA	NA	400.66		*
1Q10	446.58	1/1/2010	NE	43.92	NA	NA	NA	402.66		*
2Q10	446.58	4/1/2010	NE	42.67	NA	NA	NA	403.91		*
3Q10	446.58	7/1/2010	NE	41.47	NA	NA	NA	405.11		*
4Q10	446.58	11/11/2010	NE	40.75	NA	NA	NA	405.83		*
1Q11	446.58	1/14/2011	NE	40.97	NA	NA	NA	405.61		*
2Q11	446.58	4/25/2011	NE	41.80	NA	NA	NA	404.78	398.41 - 383.41	*
3Q11	446.58	7/5/2011	NE	39.40	NA	NA	NA	407.18		*
	446.58	9/19/2011	NE	38.86	NA	NA	NA	407.72		*
4Q11	446.58	10/6/2011	NE	39.16	NA	NA	NA	407.42		*
1Q12	446.58	1/4/2012	NE	41.32	NA	NA	NA	405.26		*
2Q12	446.58	4/3/2012	NE	42.72	NA	NA	NA	403.86		*
3Q12	446.58	7/5/2012	NE	42.95	NA	NA	NA	403.63		*
P-93B										
4Q09	446.46	10/1/2009	NE	45.95	NA	NA	NA	400.51		*
1Q10	446.46	1/1/2010	NE	44.34	NA	NA	NA	402.12		*
2Q10	446.46	4/1/2010	NE	42.56	NA	NA	NA	403.90		*
3Q10	446.46	7/1/2010	NE	41.38	NA	NA	NA	405.08		*
4Q10	446.46	11/11/2010	NE	40.73	NA	NA	NA	405.73		*
1Q11	446.46	1/14/2011	NE	41.03	NA	NA	NA	405.43		*
2Q11	446.46	4/25/2011	NE	41.69	NA	NA	NA	404.77	371.86 - 369.86	*
3Q11	446.46	7/5/2011	NE	39.44	NA	NA	NA	407.02		*
	446.46	9/19/2011	NE	38.91	NA	NA	NA	407.55		*
4Q11	446.46	10/6/2011	NE	39.19	NA	NA	NA	407.27		*
1Q12	446.46	1/4/2012	NE	41.38	NA	NA	NA	405.08		*
2Q12	446.46	4/3/2012	NE	42.80	NA	NA	NA	403.66		*
3Q12	446.46	7/5/2012	NE	42.86	NA	NA	NA	403.60		*
P-93C										
4Q09	446.51	10/1/2009	NE	45.85	NA	NA	NA	400.66		*
1Q10	446.51	1/1/2010	NE	43.86	NA	NA	NA	402.65		*
2Q10	446.51	4/1/2010	NE	42.59	NA	NA	NA	403.92		*
3Q10	446.51	7/1/2010	NE	41.42	NA	NA	NA	405.09		*
4Q10	446.51	11/11/2010	NE	40.69	NA	NA	NA	405.82		*
1Q11	446.51	1/14/2011	NE	40.91	NA	NA	NA	405.60		*
2Q11	446.51	4/25/2011	NE	41.70	NA	NA	NA	404.81	352.26 - 350.26	*
3Q11	446.51	7/5/2011	NE	39.32	NA	NA	NA	407.19		*
	446.51	9/19/2011	NE	38.79	NA	NA	NA	407.72		*
4Q11	446.51	10/6/2011	NE	39.15	NA	NA	NA	407.36		*
1Q12	446.51	1/4/2012	NE	41.27	NA	NA	NA	405.24		*
2Q12	446.51	4/3/2012	NE	42.62	NA	NA	NA	403.89		*
3Q12	446.51	7/5/2012	NE	42.98	NA	NA	NA	403.53		*
P-93D										
4Q09	446.89	10/1/2009	NE	45.75	NA	NA	NA	401.14		*
1Q10	446.89	1/1/2010	NE	43.76	NA	NA	NA	403.13		*
2Q10	446.89	4/1/2010	NE	42.51	NA	NA	NA	404.38		*
3Q10	446.89	7/1/2010	NE	41.32	NA	NA	NA	405.57		*
4Q10	446.36	11/11/2010	NE	40.59	NA	NA	NA	405.77		*
1Q11	446.36	1/14/2011	NE	40.81	NA	NA	NA	405.55		*
2Q11	446.89	4/25/2011	NE	41.84	NA	NA	NA	405.05	321.14 - 319.14	*
3Q11	446.89	7/5/2011	NE	39.46	NA	NA	NA	407.43		*
	446.89	9/19/2011	NE	38.94	NA	NA	NA	407.95		*
4Q11	446.89	10/6/2011	NE	39.22	NA	NA	NA	407.67		*
1Q12	446.89	1/4/2012	NE	41.41	NA	NA	NA	405.48		*Well depth greater than 101 ft.
2Q12	446.89	4/3/2012	NE	42.81	NA	NA	NA	404.08		*
3Q12	446.89	7/5/2012	NE	43.02	NA	NA	NA	403.87		*
P-94										
4Q09	444.65	10/1/2009	NE	42.62	NA	NA	NA	402.03		*
1Q10	444.65	1/1/2010	NE	38.86	NA	NA	NA	405.79		*
2Q10	444.65	4/1/2010	NE	37.55	NA	NA	NA	407.10		*
3Q10	444.65	7/1/2010	NE	36.11	NA	NA	NA	408.54		*
4Q10	444.65	10/1/2010	NE	35.13	NA	NA	NA	409.52		*
1Q11	444.65	1/13/2011	NE	34.66	NA	NA	NA	409.99		*
2Q11	444.65	4/1/2011	NE	34.27	NA	NA	NA	410.38	398.80 - 383.80	*
3Q11	444.65	7/5/2011	NE	32.14	NA	NA	NA	412.51		*
	444.65	9/19/2011	NE	33.17	NA	NA	NA	411.48		*
4Q11	444.65	10/6/2011	NE	33.53	NA	NA	NA	411.12		*
1Q12	444.65	1/3/2012	NE	34.75	NA	NA	NA	409.90		*
2Q12	444.65	4/2/2012	NE	35.68	NA	NA	NA	408.97		*
3Q12	444.65	7/2/2012	NE	36.20	NA	NA	NA	408.45		*
P-95										
4Q09	443.44	10/1/2009	NE	35.74	NA	NA	NA	407.70		*
1Q10	443.44	1/1/2010	NE	33.06	NA	NA	NA	410.38		*
2Q10	443.44	4/1/2010	NE	31.77	NA	NA	NA	411.67		*
3Q10	443.44	7/1/2010	NE	30.42	NA	NA	NA	413.02		*
4Q10	443.44	10/1/2010	NE	29.31	NA	NA	NA	414.13		*
1Q11	443.44	1/13/2011	NE	29.68	NA	NA	NA	413.76	406.92 - 391.92	*
2Q11	443.44	4/1/2011	NE	29.75	NA	NA	NA	413.69		*
3Q11	443.44	7/5/2011	NE	28.12	NA	NA	NA	415.32		*
4Q11	443.44	10/5/2011	NE	28.24	NA	NA	NA	415.20		*
1Q12	443.44	1/5/2012	NE	29.50	NA	NA	NA	413.94		*
2Q12	443.44	4/3/2012	NE	30.58	NA	NA	NA	412.86		*
3Q12	443.44	7/3/2012	NE	31.04	NA	NA	NA	412.40		*

TABLE 1
CUMULATIVE GROUNDWATER MONITORING WELL GAUGING RESULTS

WELL ID	TOP OF CASING (elev.[1])	DATE GAUGED	DEPTH TO PRODUCT (ft btoc)	DEPTH TO WATER (ft btoc)	WATER-PRODUCT INTERFACE (elev.[1])	PRODUCT (elev.[1])	PRODUCT THICKNESS (ft)	CORRECTED WATER LEVEL[2] (elev.[1])	SCREENED INTERVAL ELEVATION (elev.[1])	COMMENTS
P-102										
4Q09	444.91	10/1/2009	NE	39.56	NA	NA	NA	405.35		*
1Q10	444.91	1/1/2010	NE	36.48	NA	NA	NA	408.43		*
2Q10	444.91	4/1/2010	NE	35.31	NA	NA	NA	409.60		*
3Q10	444.91	7/1/2010	NE	33.97	NA	NA	NA	410.94		*
4Q10	444.91	10/1/2010	NE	33.62	NA	NA	NA	411.29		*
1Q11	444.91	1/3/2011	NE	32.61	NA	NA	NA	412.30		*
2Q11	444.91	4/1/2011	NE	32.41	NA	NA	NA	412.50	402.16 - 382.16	*
3Q11	444.91	7/5/2011	NE	30.91	NA	NA	NA	414.00		*
	444.91	9/19/2011	NE	31.18	NA	NA	NA	413.73		*
4Q11	444.91	10/6/2011	NE	31.47	NA	NA	NA	413.44		*
1Q12	444.91	1/4/2012	NE	32.45	NA	NA	NA	412.46		*
2Q12	444.91	4/3/2012	NE	33.41	NA	NA	NA	411.50		*
3Q12	444.91	7/2/2012	NE	34.10	NA	NA	NA	410.81		*
P-114										
4Q09	432.41	10/1/2009	NE	30.71	NA	NA	NA	401.70		*
1Q10	432.41	1/1/2010	NE	28.40	NA	NA	NA	404.01		*
2Q10	432.41	4/1/2010	NE	27.05	NA	NA	NA	405.36		*
3Q10	432.41	7/1/2010	NE	25.00	NA	NA	NA	407.41		*
4Q10	432.41	11/12/2010	NE	24.66	NA	NA	NA	407.75		*
1Q11	432.41	1/13/2011	NE	26.84	NA	NA	NA	405.57		*
2Q11	432.41	4/25/2011	NE	26.61	NA	NA	NA	405.80	399.73 - 379.73	*
3Q11	432.41	7/5/2011	NE	23.48	NA	NA	NA	408.93		*
	432.41	9/19/2011	NE	24.20	NA	NA	NA	408.21		*
4Q11	432.41	10/5/2011	NE	24.59	NA	NA	NA	407.82		*
1Q12	432.41	1/3/2012	NE	26.88	NA	NA	NA	405.53		*
2Q12	432.41	4/2/2012	NE	28.33	NA	NA	NA	404.08		*
3Q12	432.41	7/3/2012	NE	28.39	NA	NA	NA	404.02		*
P-115										
4Q09	433.31	10/1/2009	NE	31.52	NA	NA	NA	401.79		*
1Q10	433.31	1/1/2010	NE	29.31	NA	NA	NA	404.00		*
2Q10	433.31	4/1/2010	NE	27.77	NA	NA	NA	405.54		*
3Q10	433.31	7/1/2010	NE	25.59	NA	NA	NA	407.72		*
4Q10	433.31	11/11/2010	NE	25.41	NA	NA	NA	407.90		*
1Q11	433.31	1/13/2011	NE	27.88	NA	NA	NA	405.43		*
2Q11	433.31	4/25/2011	NE	27.38	NA	NA	NA	405.93	401.01 - 381.01	*
3Q11	433.31	7/5/2011	NE	NM	NA	NA	NA	NA		Not Accessible
	433.31	9/19/2011	NE	25.10	NA	NA	NA	408.21		*
4Q11	433.31	10/6/2011	NE	25.67	NA	NA	NA	407.64		*
1Q12	433.31	1/3/2012	NE	27.86	NA	NA	NA	405.45		*
2Q12	433.31	4/2/2012	NE	29.30	NA	NA	NA	404.01		*
3Q12	433.31	7/3/2012	NE	29.35	NA	NA	NA	403.96		*
P-116										
4Q09	436.45	10/1/2009	NE	34.84	NA	NA	NA	401.61		*
1Q10	436.45	1/1/2010	NE	32.68	NA	NA	NA	403.77		*
2Q10	436.45	4/1/2010	NE	31.05	NA	NA	NA	405.40		*
3Q10	436.45	7/1/2010	NE	28.82	NA	NA	NA	407.63		*
4Q10	436.45	11/11/2010	NE	28.76	NA	NA	NA	407.69		*
1Q11	436.45	1/13/2011	NE	31.35	NA	NA	NA	405.10		*
2Q11	436.45	4/25/2011	NE	30.76	NA	NA	NA	405.69	399.01 - 379.01	*
3Q11	436.45	7/5/2011	NE	27.41	NA	NA	NA	409.04		*
	436.45	9/19/2011	NE	28.52	NA	NA	NA	407.93		*
4Q11	436.45	10/5/2011	NE	28.96	NA	NA	NA	407.49		*
1Q12	436.45	1/3/2012	NE	31.35	NA	NA	NA	405.10		*
2Q12	436.45	4/2/2012	NE	32.72	NA	NA	NA	403.73		*
3Q12	436.45	7/3/2012	NE	32.80	NA	NA	NA	403.65		*
P-117										
4Q09	432.67	10/1/2009	NE	31.05	NA	NA	NA	401.62		*
1Q10	432.67	1/1/2010	NE	28.87	NA	NA	NA	403.80		*
2Q10	432.67	4/1/2010	NE	27.19	NA	NA	NA	405.48		*
3Q10	432.67	7/1/2010	NE	24.91	NA	NA	NA	407.76		*
4Q10	432.67	11/11/2010	NE	24.11	NA	NA	NA	408.56		*
1Q11	432.67	1/13/2011	NE	27.62	NA	NA	NA	405.05		*
2Q11	432.67	4/25/2011	NE	26.96	NA	NA	NA	405.71	399.74 - 379.74	*
3Q11	432.67	7/5/2011	NE	23.54	NA	NA	NA	409.13		*
	432.67	9/19/2011	NE	24.71	NA	NA	NA	407.96		*
4Q11	432.67	10/5/2011	NE	25.16	NA	NA	NA	407.51		*
1Q12	432.67	1/3/2012	NE	27.56	NA	NA	NA	405.11		*
2Q12	432.67	4/2/2012	NE	29.00	NA	NA	NA	403.67		*
3Q12	432.67	7/3/2012	NE	29.00	NA	NA	NA	403.67		*
P-118										
4Q09	431.32	10/1/2009	NE	29.92	NA	NA	NA	401.40		*
1Q10	431.32	1/1/2010	NE	27.78	NA	NA	NA	403.54		*
2Q10	431.32	4/1/2010	NE	25.81	NA	NA	NA	405.51		*
3Q10	431.32	7/1/2010	NE	23.27	NA	NA	NA	408.05		*
4Q10	431.32	10/1/2010	NE	23.80	NA	NA	NA	407.52		*
1Q11	431.32	1/13/2011	NE	26.95	NA	NA	NA	404.37		*
2Q11	431.32	4/1/2011	NE	25.75	NA	NA	NA	405.57	400.20 - 384.27	*
3Q11	431.32	7/5/2011	NE	22.11	NA	NA	NA	409.21		*
	431.32	9/19/2011	NE	23.78	NA	NA	NA	407.54		*
4Q11	431.32	10/5/2011	NE	34.28	NA	NA	NA	397.04		
1Q12	431.32	1/3/2012	NE	26.78	NA	NA	NA	404.54		*
2Q12	431.32	4/2/2012	NE	28.13	NA	NA	NA	403.19		*
3Q12	431.32	7/3/2012	NE	28.12	NA	NA	NA	403.20		*

TABLE 1
CUMULATIVE GROUNDWATER MONITORING WELL GAUGING RESULTS

WELL ID	TOP OF CASING (elev.[1])	DATE GAUGED	DEPTH TO PRODUCT (ft btoc)	DEPTH TO WATER (ft btoc)	WATER-PRODUCT INTERFACE (elev.[1])	PRODUCT (elev.[1])	PRODUCT THICKNESS (ft)	CORRECTED WATER LEVEL[2] (elev.[1])	SCREENED INTERVAL ELEVATION (elev.[1])	COMMENTS
P-119										
4Q09	431.92	10/1/2009	NE	30.09	NA	NA	NA	401.83	401.25 - 385 32	*
1Q10	431.92	1/1/2010	NE	27.74	NA	NA	NA	404.18		*
2Q10	431.92	4/1/2010	NE	26.49	NA	NA	NA	405.43		*
3Q10	431.92	7/1/2010	NE	24.71	NA	NA	NA	407.21		*
4Q10	431.92	11/11/2010	NE	24.93	NA	NA	NA	406.99		*
1Q11	431.92	1/13/2011	NE	25.64	NA	NA	NA	406.28		*
2Q11	431.92	4/25/2011	NE	25.77	NA	NA	NA	406.15		*
3Q11	431.92	7/5/2011	NE	23.06	NA	NA	NA	408.86		*
	431.92	9/19/2011	NE	23.40	NA	NA	NA	408.52		*
4Q11	431.92	10/5/2011	NE	23.70	NA	NA	NA	408.22		*
1Q12	431.92	1/3/2012	NE	29.80	NA	NA	NA	402.12		*
2Q12	431.92	4/2/2012	NE	27.21	NA	NA	NA	404.71		*
3Q12	431.92	7/3/2012	NE	27.40	NA	NA	NA	404.52		*
P-120										
4Q09	432.78	10/1/2009	NE	30.21	NA	NA	NA	402.57	401.40 - 385.47	*
1Q10	432.78	1/1/2010	NE	27.86	NA	NA	NA	404.92		*
2Q10	432.78	4/1/2010	NE	26.60	NA	NA	NA	406.18		*
3Q10	432.78	7/1/2010	NE	24.53	NA	NA	NA	408.25		*
4Q10	432.78	10/1/2010	NE	24.13	NA	NA	NA	408.65		*
1Q11	432.78	1/13/2011	NE	26.14	NA	NA	NA	406.64		*
2Q11	432.78	4/1/2011	NE	25.82	NA	NA	NA	406.96		*
3Q11	432.78	7/5/2011	NE	22.85	NA	NA	NA	409.93		*
	432.78	9/19/2011	NE	23.82	NA	NA	NA	408.96		*
4Q11	432.78	10/5/2011	NE	24.15	NA	NA	NA	408.63		*
1Q12	432.78	1/3/2012	NE	26.22	NA	NA	NA	406.56		*
2Q12	432.78	4/4/2012	NE	27.58	NA	NA	NA	405.20		*
3Q12	432.78	7/3/2012	NE	27.84	NA	NA	NA	404.94		*
P-129										
4Q09	432.46	10/1/2009	NE	31.45	NA	NA	NA	401.01	400.49 - 384 56	*
1Q10	432.46	1/1/2010	NE	29.33	NA	NA	NA	403.13		*
2Q10	432.46	4/1/2010	NE	27.11	NA	NA	NA	405.35		*
3Q10	432.46	7/1/2010	NE	23.82	NA	NA	NA	408.64		*
4Q10	432.46	10/1/2010	NE	25.46	NA	NA	NA	407.00		*
1Q11	432.46	1/1/2011	NE	29.82	NA	NA	NA	402.64		*
2Q11	432.46	4/1/2011	NE	26.85	NA	NA	NA	405.61		*
3Q11	432.46	7/5/2011	NE	22.74	NA	NA	NA	409.72		*
4Q11	432.46	10/5/2011	NE	26.57	NA	NA	NA	405.89		*
1Q12	432.46	1/5/2012	NE	29.31	NA	NA	NA	403.15		*
2Q12	432.46	4/2/2012	NE	30.31	NA	NA	NA	402.15		*
3Q12	432.46	7/3/2012	NE	30.33	NA	NA	NA	402.13		*
GP-9-PZ										
4Q10	442.41	11/11/2010	NE	37.38	NA	NA	NA	405.03	404.81 - 394.81	*
1Q11	442.41	1/14/2011	NE	37.53	NA	NA	NA	404.88		*
2Q11	442.41	4/25/2011	NE	38.85	NA	NA	NA	403.56		
3Q11	442.41	7/5/2011	NE	NM	NA	NA	NA	NA		
	442.41	9/19/2011	NE	35.44	NA	NA	NA	406.97		*
4Q11	442.41	10/6/2011	NE	36.65	NA	NA	NA	405.76		*
1Q12	442.41	1/4/2012	NE	38.13	NA	NA	NA	404.28		
2Q12	442.41	4/3/2012	NE	39.51	NA	NA	NA	402.90		
3Q12	442.41	7/5/2012	NE	39.62	NA	NA	NA	402.79		
ROST-3-PZ										
4Q10	442.29	11/12/2010	NE	36.60	NA	NA	NA	405.69	402.29 - 392.29	*
1Q11	442.29	1/13/2011	NE	37.29	NA	NA	NA	405.00		*
2Q11	442.29	4/25/2011	NE	38.21	NA	NA	NA	404.08		*
3Q11	442.29	7/5/2011	NE	35.83	NA	NA	NA	406.46		*
	442.29	9/19/2011	NE	34.89	NA	NA	NA	407.40		*
4Q11	442.29	10/5/2011	NE	35.18	NA	NA	NA	407.11		*
1Q12	442.29	1/3/2012	NE	37.33	NA	NA	NA	404.96		*
2Q12	442.29	4/2/2012	NE	38.57	NA	NA	NA	403.72		*
3Q12	442.29	7/2/2012	NE	38.84	NA	NA	NA	403.45		*
ROST-4-PZ										
4Q10	442.27	11/12/2010	NE	36.48	NA	NA	NA	405.79	407.20 - 397.20	
1Q11	442.27	1/13/2011	NE	36.97	NA	NA	NA	405.30		
2Q11	442.13	4/25/2011	NE	37.69	NA	NA	NA	404.44		
3Q11	442.13	7/5/2011	NE	35.85	NA	NA	NA	406.28		
4Q11	442.13	10/5/2011	NE	35.64	NA	NA	NA	406.49		
1Q12	442.13	1/3/2012	NE	36.62	NA	NA	NA	405.51		
2Q12	442.13	4/2/2012	37.81	37.84	404.29	404 32	0.03	404.31		
3Q12	442.13	7/2/2012	NE	38.24	NA	NA	NA	403.89		
ROST-4-PZ(A)										
2Q11	442.11	4/25/2011	NE	37.18	NA	NA	NA	404.93	407.34 - 397 34	
3Q11	442.11	7/5/2011	NE	35.21	NA	NA	NA	406.90		
4Q11	442.11	10/5/2011	NE	34.03	NA	NA	NA	408.08		*
1Q12	442.11	1/3/2012	NE	35.92	NA	NA	NA	406.19		
2Q12	442.11	4/2/2012	NE	37.17	NA	NA	NA	404.94		
3Q12	442.11	7/2/2012	NE	38.64	NA	NA	NA	403.47		

TABLE 1
CUMULATIVE GROUNDWATER MONITORING WELL GAUGING RESULTS

WELL ID	TOP OF CASING (elev.[1])	DATE GAUGED	DEPTH TO PRODUCT (ft btoc)	DEPTH TO WATER (ft btoc)	WATER-PRODUCT INTERFACE (elev.[1])	PRODUCT (elev.[1])	PRODUCT THICKNESS (ft)	CORRECTED WATER LEVEL[2] (elev.[1])	SCREENED INTERVAL ELEVATION (elev.[1])	COMMENTS
ROST-4-PZ(B)										
2Q11	442.38	4/25/2011	NE	37.80	NA	NA	NA	404.58	407.33 - 397 33	
3Q11	442.38	7/5/2011	NE	35.93	NA	NA	NA	406.45		
4Q11	442.38	10/5/2011	NE	34.70	NA	NA	NA	407.68		*
1Q12	442.38	1/3/2012	NE	36.65	NA	NA	NA	405.73		
2Q12	442.38	4/2/2012	NE	37.87	NA	NA	NA	404.51		
3Q12	442.38	7/2/2012	NE	38.28	NA	NA	NA	404.10		
ROST-4-PZ(C)										
2Q11	442.66	4/25/2011	NE	38.52	NA	NA	NA	404.14	407.71 - 397.71	
3Q11	442.66	7/5/2011	NE	36.62	NA	NA	NA	406.04		
4Q11	442.66	10/5/2011	NE	35.41	NA	NA	NA	407.25		
1Q12	442.66	1/3/2012	NE	37.40	NA	NA	NA	405.26		
2Q12	442.66	4/2/2012	NE	38.62	NA	NA	NA	404.04		
3Q12	442.66	7/2/2012	NE	39.09	NA	NA	NA	403.57		
ROST-4-PZ(D)										
2Q11	442.98	4/25/2011	NE	38.41	NA	NA	NA	404.57	408.01 - 398.01	
3Q11	442.98	7/5/2011	NE	36.58	NA	NA	NA	406.40		
4Q11	442.98	10/5/2011	NE	35.37	NA	NA	NA	407.61		
1Q12	442.98	1/3/2012	37.23	37.68	405 30	405.75	0.45	405.66		
2Q12	442.98	4/2/2012	38 57	38.59	404 39	404.41	0.02	404.41		
3Q12	442.98	7/2/2012	NE	39.99	NA	NA	NA	402.99		sheen; lock not tight
ROST-4-PZ(E)										
2Q11	441.96	4/25/2011	NE	37.63	NA	NA	NA	404.33	407.21 - 397.21	
3Q11	441.96	7/5/2011	NE	35.81	NA	NA	NA	406.15		
4Q11	441.96	10/5/2011	NE	34.61	NA	NA	NA	407 35		*
1Q12	441.96	1/3/2012	36.48	36.92	405.04	405.48	0.44	405.39		
2Q12	441.96	4/2/2012	37.72	38.11	403.85	404.24	0.39	404.16		
3Q12	441.96	7/2/2012	38.13	38.19	403.77	403.83	0.06	403.82		
ROST-4-PZ(F)										
2Q11	442.12	4/25/2011	NE	37.87	NA	NA	NA	404.25	407.59 - 397 59	
3Q11	442.12	7/5/2011	NE	35.99	NA	NA	NA	406.13		
4Q11	442.12	10/5/2011	NE	34.84	NA	NA	NA	407.28		
1Q12	442.12	1/3/2012	NE	36.83	NA	NA	NA	405.29		
2Q12	442.12	4/2/2012	NE	37.96	NA	NA	NA	404.16		
3Q12	442.12	7/2/2012	NE	38.29	NA	NA	NA	403.83		
ROST-4-PZ(G)										
2Q11	442.13	4/25/2011	NE	38.08	NA	NA	NA	404.05	407.85 - 397.85	
3Q11	442.13	7/5/2011	NE	35.76	NA	NA	NA	406.37		
4Q11	442.13	10/5/2011	NE	35.07	NA	NA	NA	407.06		
1Q12	442.13	1/3/2012	NE	37.44	NA	NA	NA	404.69		
2Q12	442.13	4/2/2012	NE	38.61	NA	NA	NA	403.52		
3Q12	442.13	7/2/2012	NE	38.79	NA	NA	NA	403.34		
ROST-5-PZ ***(PERCHED WELL)***										
4Q10	442.22	11/12/2010	NE	NE	NA	NA	NA	NA	429.02 - 419.02	
1Q11	442.22	1/13/2011	NE	NE	NA	NA	NA	NA		
2Q11	442.22	4/25/2011	NE	NE	NA	NA	NA	NA		
3Q11	442.22	7/5/2011	NE	NE	NA	NA	NA	NA		
	442.22	9/19/2011	NE	NE	NA	NA	NA	NA		
4Q11	442.22	10/5/2011	NE	NE	NA	NA	NA	NA		
1Q12	442.22	1/3/2012	NE	NE	NA	NA	NA	NA		Well dry.
2Q12	442.22	4/2/2012	NE	NE	NA	NA	NA	NA		
3Q12	442.22	7/2/2012	NE	NE	NA	NA	NA	NA		
ROST-7-PZ ***(PERCHED WELL)***										
4Q10	442.19	11/12/2010	NE	22.93	NA	NA	NA	419.26	422.19 - 412.19	
1Q11	442.19	1/13/2011	NE	23.74	NA	NA	NA	418.45		
2Q11	442.19	4/25/2011	NE	23.72	NA	NA	NA	418.47		
3Q11	442.19	7/5/2011	NE	22.05	NA	NA	NA	420.14		
	442.19	9/19/2011	NE	22.63	NA	NA	NA	419.56		
4Q11	442.19	10/5/2011	NE	22.52	NA	NA	NA	419.67		
1Q12	442.19	1/3/2012	NE	23.64	NA	NA	NA	418.55		
2Q12	442.19	4/2/2012	NE	24.08	NA	NA	NA	418.11		
3Q12	442.19	7/2/2012	NE	23.33	NA	NA	NA	418.86		
ROST-10-PZ ***(PERCHED WELL)***										
4Q10	444.51	11/12/2010	NE	NE	NA	NA	NA	NA	434.51 - 424 51	
1Q11	444.51	1/13/2011	NE	NE	NA	NA	NA	NA		
2Q11	444.51	4/25/2011	NE	NE	NA	NA	NA	NA		
3Q11	444.51	7/5/2011	NE	19.67	NA	NA	NA	424.84		
	444.51	9/19/2011	NE	19.88	NA	NA	NA	424.63		
4Q11	444.51	10/5/2011	NE	NE	NA	NA	NA	NA		
1Q12	444.51	1/3/2012	NE	NE	NA	NA	NA	NA		Well dry.
2Q12	444.51	4/2/2012	NE	NE	NA	NA	NA	NA		
3Q12	444.51	7/2/2012	NE	NE	NA	NA	NA	NA		
ROST-21-PZ ***(PERCHED WELL)***										
4Q10	443.72	11/12/2010	NE	19.30	NA	NA	NA	424.42	433.72 - 423.72	
1Q11	443.72	1/13/2011	NE	19.59	NA	NA	NA	424.13		
2Q11	443.72	4/25/2011	NE	19.04	NA	NA	NA	424.68		
3Q11	443.72	7/5/2011	NE	18.37	NA	NA	NA	425.35		
	443.72	9/19/2011	NE	19.26	NA	NA	NA	424.46		
4Q11	443.72	10/5/2011	NE	NE	NA	NA	NA	NA		
1Q12	443.72	1/3/2012	NE	19.81	NA	NA	NA	423.91		
2Q12	443.72	4/2/2012	NE	NE	NA	NA	NA	NA		
3Q12	443.72	7/2/2012	NE	19.34	NA	NA	NA	424.38		

TABLE 1
CUMULATIVE GROUNDWATER MONITORING WELL GAUGING RESULTS

WELL ID	TOP OF CASING (elev.[1])	DATE GAUGED	DEPTH TO PRODUCT (ft btoc)	DEPTH TO WATER (ft btoc)	WATER-PRODUCT INTERFACE (elev.[1])	PRODUCT (elev.[1])	PRODUCT THICKNESS (ft)	CORRECTED WATER LEVEL[2] (elev.[1])	SCREENED INTERVAL ELEVATION (elev.[1])	COMMENTS
S-1										
4Q09	443.79	10/1/2009	42.73	48.01	395.78	401.06	5.28	400.00		
1Q10	443.79	1/1/2010	40.88	46.14	397.65	402.91	5.26	401.86		Product confirmed on interface probe.
2Q10	443.79	4/1/2010	39 38	44.32	399.47	404.41	4.94	403.42		Product confirmed on interface probe.
3Q10	443.79	7/1/2010	38.27	43.29	400 50	405 52	5.02	404.52		Product confirmed on interface probe.
4Q10	443.79	11/11/2010	36.96	41.91	401.88	406.83	4.95	405.84		
1Q11	443.79	1/13/2011	36.41	41.33	402.46	407 38	4.92	406.40		
2Q11	443.79	4/25/2011	38.70	38.73	405.06	405.09	0.03	405.08	Unknown	
3Q11	443.79	7/5/2011	36 50	36.54	407.25	407.29	0.04	407.28		
	443.79	9/19/2011	NE	36.42	NA	NA	NA	407.37		
4Q11	443.79	10/6/2011	NE	36.68	NA	NA	NA	407.11		
1Q12	443.79	1/3/2012	NE	38.36	NA	NA	NA	405.43		
2Q12	443.79	4/3/2012	NE	39.83	NA	NA	NA	403.96		
3Q12	443.79	7/3/2012	NE	40.38	NA	NA	NA	403.41		
T-1										
4Q09	444.55	10/1/2009	NE	47.30	NA	NA	NA	397.25		
1Q10	444.55	1/1/2010	NE	46.55	NA	NA	NA	398.00		
2Q10	444.55	4/1/2010	NE	45.51	NA	NA	NA	399.04		*
3Q10	444.55	7/1/2010	NE	NM	NA	NA	NA	NA		Area flooded, unable to access.
4Q10	444.55	11/11/2010	NE	39.08	NA	NA	NA	405.47		*
1Q11	444.55	1/13/2011	NE	41.02	NA	NA	NA	403.53		*
2Q11	444.55	4/25/2011	NE	46.65	NA	NA	NA	397.90	398.40 - 388.40	
3Q11	444.55	7/5/2011	NE	35.99	NA	NA	NA	408.56		*
	444.55	9/19/2011	NE	51.50	NA	NA	NA	393.05		
4Q11	444.55	10/6/2011	NE	50.83	NA	NA	NA	393.72		
1Q12	445.40	1/3/2012	NE	NM	NA	NA	NA	NA		Well Could Not Be Opened
2Q12	445.40	4/2/2012	NE	40.09	NA	NA	NA	405.31		*
3Q12	445.40	7/2/2012	NE	41.19	NA	NA	NA	404.21		*
T-2										
4Q09	443.13	10/1/2009	NE	43.75	NA	NA	NA	399.38		*
1Q10	443.13	1/1/2010	NE	41.81	NA	NA	NA	401.32		*
2Q10	443.13	4/1/2010	NE	40.35	NA	NA	NA	402.78		*
3Q10	443.13	7/1/2010	NE	39.16	NA	NA	NA	403.97		*
4Q10	443.13	11/11/2010	NE	37.51	NA	NA	NA	405.62		*
1Q11	443.13	1/13/2011	NE	36.97	NA	NA	NA	406.16		*
2Q11	443.13	4/25/2011	NE	38.03	NA	NA	NA	405.10	392.63 - 372.48	*
3Q11	443.13	7/5/2011	NE	35.89	NA	NA	NA	407.24		*
	443.13	9/19/2011	NE	35.80	NA	NA	NA	407.33		*
4Q11	443.13	10/6/2011	NE	35.97	NA	NA	NA	407.16		*
1Q12	443.13	1/3/2012	NE	34.44	NA	NA	NA	408.69		*
2Q12	443.13	4/2/2012	NE	38.68	NA	NA	NA	404.45		*
3Q12	443.13	7/2/2012	NE	39.15	NA	NA	NA	403.98		*
T-3										
4Q09	450.91	10/1/2009	NE	53.24	NA	NA	NA	397.67		
1Q10	450.91	1/1/2010	NE	50.99	NA	NA	NA	399.92		
2Q10	450.91	4/1/2010	NE	48.84	NA	NA	NA	402.07		
3Q10	450.91	7/1/2010	NE	48.07	NA	NA	NA	402.84		
4Q10	450.91	10/1/2010	NE	45.66	NA	NA	NA	405.25		*
1Q11	450.91	1/13/2011	NE	44.64	NA	NA	NA	406.27		*
2Q11	450.91	4/1/2011	NE	46.50	NA	NA	NA	404.41	403.65 - 388.65	*
3Q11	450.91	7/5/2011	NE	43.85	NA	NA	NA	407.06		*
	450.91	9/19/2011	NE	44.60	NA	NA	NA	406.31		*
4Q11	450.91	10/6/2011	NE	45.68	NA	NA	NA	405.23		*
1Q12	450.91	1/4/2012	NE	45.83	NA	NA	NA	405.08		*
2Q12	450.91	4/2/2012	NE	47.09	NA	NA	NA	403.82		*
3Q12	450.91	7/2/2012	NE	48.00	NA	NA	NA	402.91		
T-4										
4Q09	447.95	10/1/2009	NE	50.78	NA	NA	NA	397.17		
1Q10	447.95	1/1/2010	NE	48.38	NA	NA	NA	399.57		*
2Q10	447.95	4/1/2010	NE	46.44	NA	NA	NA	401.51		*
3Q10	447.95	7/1/2010	NE	45.22	NA	NA	NA	402.73		*
4Q10	447.95	10/1/2010	NE	42.99	NA	NA	NA	404.96		*
1Q11	447.95	1/13/2011	NE	41.38	NA	NA	NA	406.57		*
2Q11	447.95	4/1/2011	NE	42.23	NA	NA	NA	405.72	398.24 - 383.24	*
3Q11	447.95	7/5/2011	NE	39.83	NA	NA	NA	408.12		*
	447.95	9/19/2011	NE	41.97	NA	NA	NA	405.98		*
4Q11	447.95	10/6/2011	NE	42.04	NA	NA	NA	405.91		*
1Q12	447.95	1/3/2012	NE	43.35	NA	NA	NA	404.60		*
2Q12	447.95	4/3/2012	NE	45.47	NA	NA	NA	402.48		*
3Q12	447.95	7/3/2012	NE	46.57	NA	NA	NA	401.38		*
T-5										
4Q09	443.46	10/1/2009	NE	NM	NA	NA	NA	NA		Tank yard flooded, unable to access.
1Q10	443.46	1/1/2010	NE	40.79	NA	NA	NA	402.67		*
2Q10	443.46	4/1/2010	NE	39.28	NA	NA	NA	404.18		*
3Q10	443.46	7/1/2010	NE	NM	NA	NA	NA	NA		Tank yard flooded, unable to access.
4Q10	443.46	10/1/2010	NE	36.59	NA	NA	NA	406.87		*
1Q11	443.46	1/1/2011	NE	36.09	NA	NA	NA	407.37		*
2Q11	443.46	4/1/2011	NE	37.30	NA	NA	NA	406.16	395.13 - 378 58	*
3Q11	443.46	7/5/2011	NE	35.28	NA	NA	NA	408.18		*
4Q11	443.46	10/6/2011	NE	35.84	NA	NA	NA	407.62		*
1Q12	443.46	1/3/2012	NE	37.31	NA	NA	NA	406.15		*
2Q12	443.46	4/3/2012	NE	38.87	NA	NA	NA	404.59		*
3Q12	443.46	7/6/2012	NE	39.81	NA	NA	NA	403.65		*

TABLE 1
CUMULATIVE GROUNDWATER MONITORING WELL GAUGING RESULTS

WELL ID	TOP OF CASING (elev.[1])	DATE GAUGED	DEPTH TO PRODUCT (ft btoc)	DEPTH TO WATER (ft btoc)	WATER-PRODUCT INTERFACE (elev.[1])	PRODUCT (elev.[1])	PRODUCT THICKNESS (ft)	CORRECTED WATER LEVEL[2] (elev.[1])	SCREENED INTERVAL ELEVATION (elev.[1])	COMMENTS
T-6										
4Q09	446.55	10/1/2009	NE	46.04	NA	NA	NA	400.51		*
1Q10	446.55	1/1/2010	NE	44.09	NA	NA	NA	402.46		*
2Q10	446.55	4/1/2010	NE	42.83	NA	NA	NA	403.72		*
3Q10	446.55	7/1/2010	NE	41.74	NA	NA	NA	404.81		*
4Q10	446.55	11/12/2010	NE	40.77	NA	NA	NA	405.78		*
1Q11	446.55	1/13/2011	NE	41.07	NA	NA	NA	405.48		*
2Q11	446.55	4/25/2011	NE	42.01	NA	NA	NA	404.54	394.79 - 380 54	*
3Q11	446.55	7/5/2011	NE	39.58	NA	NA	NA	406.97		*
	446.55	9/19/2011	NE	38.95	NA	NA	NA	407.60		*
4Q11	446.55	10/6/2011	NE	39.26	NA	NA	NA	407.29		*
1Q12	446.55	1/4/2012	NE	41.46	NA	NA	NA	405.09		*
2Q12	446.55	4/3/2012	NE	42.88	NA	NA	NA	403.67		*
3Q12	446.55	7/5/2012	NE	43.06	NA	NA	NA	403.49		*
T-7										
4Q09	444.01	10/1/2009	42.11	42.26	401.75	401.90	0.15	401.87		*
1Q10	444.01	1/1/2010	39.87	40.02	403.99	404.14	0.15	404.11		*Product confirmed on interface probe.
2Q10	444.01	4/1/2010	38.74	38.89	405.12	405.27	0.15	405.24		*Product confirmed on interface probe.
3Q10	444.01	7/1/2010	37.21	37.37	406.64	406.80	0.16	406.77		*Product confirmed on interface probe.
4Q10	444.01	10/1/2010	36.24	36.40	407.61	407.77	0.16	407.74		*Product confirmed on interface probe.
1Q11	444.01	1/13/2011	36.74	36.87	407.14	407.27	0.13	407.24		*
2Q11	444.01	4/1/2011	37.20	37.25	406.76	406.81	0.05	406.80	395.29 - 380.29	*
3Q11	444.01	7/5/2011	35.08	35.16	408.85	408.93	0.08	408.91		*
	444.01	9/19/2011	35.14	35.19	408.82	408.87	0.05	408.86		*
4Q11	444.01	10/5/2011	35 36	35.43	408 58	408.65	0.07	408.64		*
1Q12	444.01	1/4/2012	37.05	37.08	406.93	406.96	0.03	406.95		*
2Q12	444.01	4/3/2012	NE	38.45	NA	NA	NA	405.56		*
3Q12	444.01	7/2/2012	38.90	38.96	405.05	405.11	0.06	405.10		*
T-12										
4Q09	444.69	10/1/2009	NE	44.73	NA	NA	NA	399.96		*
1Q10	444.69	1/1/2010	NE	42.94	NA	NA	NA	401.75		*
2Q10	444.69	4/1/2010	NE	41.59	NA	NA	NA	403.10		*
3Q10	444.69	7/1/2010	NE	41.21	NA	NA	NA	403.48		*
4Q10	444.69	11/12/2010	NE	40.35	NA	NA	NA	404.34		*
1Q11	444.69	1/13/2011	NE	40.30	NA	NA	NA	404.39		*
2Q11	444.69	4/25/2011	NE	41.40	NA	NA	NA	403.29	398.23 - 372.23	*
3Q11	444.69	7/5/2011	NE	39.07	NA	NA	NA	405.62		*
	444.69	9/19/2011	NE	38.06	NA	NA	NA	406.63		*
4Q11	444.69	10/6/2011	NE	38.23	NA	NA	NA	406.46		*
1Q12	444.69	1/4/2012	NE	40.64	NA	NA	NA	404.05		*
2Q12	444.69	4/3/2012	NE	42.06	NA	NA	NA	402.63		*
3Q12	444.69	7/5/2012	NE	42.05	NA	NA	NA	402.64		*
T-13										
4Q09	443.46	10/1/2009	NE	43.31	NA	NA	NA	400.15		*
1Q10	443.46	1/1/2010	NE	41.27	NA	NA	NA	402.19		*
2Q10	443.46	4/1/2010	NE	40.02	NA	NA	NA	403.44		*
3Q10	443.46	7/1/2010	NE	38.72	NA	NA	NA	404.74		*
4Q10	443.46	11/11/2010	NE	37.37	NA	NA	NA	406.09		*
1Q11	443.46	1/13/2011	NE	37.57	NA	NA	NA	405.89		*
2Q11	443.46	4/25/2011	NE	38.25	NA	NA	NA	405.21	396.46 - 370.46	*
3Q11	443.46	7/5/2011	NE	NM	NA	NA	NA	NA		
	443.46	9/19/2011	NE	37.54	NA	NA	NA	405.92		*
4Q11	443.46	10/5/2011	NE	35.78	NA	NA	NA	407.68		*
1Q12	443.46	1/3/2012	NE	37.42	NA	NA	NA	406.04		*
2Q12	443.46	4/2/2012	NE	38.69	NA	NA	NA	404.77		*
3Q12	443.46	7/2/2012	NE	39.09	NA	NA	NA	404.37		*
T-15										
4Q09	445.03	10/1/2009	NE	46.01	NA	NA	NA	399.02		*
1Q10	445.03	1/1/2010	NE	43.88	NA	NA	NA	401.15		*
2Q10	445.03	4/1/2010	NE	42.39	NA	NA	NA	402.64		*
3Q10	445.03	7/1/2010	NE	41.07	NA	NA	NA	403.96		*
4Q10	445.03	10/1/2010	NE	39.31	NA	NA	NA	405.72		*
1Q11	445.03	1/13/2011	NE	38.39	NA	NA	NA	406.64		*
2Q11	445.03	4/1/2011	NE	39.55	NA	NA	NA	405.48	396.99 - 370.99	*
3Q11	445.03	7/5/2011	NE	37.35	NA	NA	NA	407.68		*
	445.03	9/19/2011	NE	37.59	NA	NA	NA	407.44		*
4Q11	445.03	10/6/2011	NE	37.79	NA	NA	NA	407.24		*
1Q12	445.03	1/3/2012	NE	38.97	NA	NA	NA	406.06		*
2Q12	445.03	4/2/2012	NE	40.28	NA	NA	NA	404.75		*
3Q12	445.03	7/2/2012	NE	40.90	NA	NA	NA	404.13		*
T-17										
4Q09	445.90	10/1/2009	45 54	46.40	399 50	400 36	0.86	400.19		
1Q10	445.90	1/1/2010	NE	42.57	NA	NA	NA	403.33		*
2Q10	445.90	4/1/2010	NE	41.12	NA	NA	NA	404.78		*
3Q10	445.90	7/1/2010	NE	39.60	NA	NA	NA	406.30		*
4Q10	445.90	10/1/2010	NE	38.11	NA	NA	NA	407.79		*
1Q11	445.90	1/13/2011	NE	37.11	NA	NA	NA	408.79		*
2Q11	445.90	4/1/2011	NE	37.30	NA	NA	NA	408.60	401.80 - 375.80	*
3Q11	445.90	7/5/2011	NE	35.17	NA	NA	NA	410.73		*
	445.90	9/19/2011	NE	35.90	NA	NA	NA	410.00		*
4Q11	445.90	10/6/2011	NE	36.23	NA	NA	NA	409.67		*
1Q12	445.90	1/3/2012	NE	37.37	NA	NA	NA	408.53		*
2Q12	445.90	4/2/2012	NE	38.79	NA	NA	NA	407.11		*
3Q12	445.90	7/2/2012	NE	39.29	NA	NA	NA	406.61		*

TABLE 1
CUMULATIVE GROUNDWATER MONITORING WELL GAUGING RESULTS

WELL ID	TOP OF CASING (elev.[1])	DATE GAUGED	DEPTH TO PRODUCT (ft btoc)	DEPTH TO WATER (ft btoc)	WATER-PRODUCT INTERFACE (elev.[1])	PRODUCT (elev.[1])	PRODUCT THICKNESS (ft)	CORRECTED WATER LEVEL[2] (elev.[1])	SCREENED INTERVAL ELEVATION (elev.[1])	COMMENTS
T-19										
4Q09	446.71	10/1/2009	48.89	50.45	396.26	397.82	1.56	397.51		*
1Q10	446.71	1/1/2010	46 55	48.07	398.64	400.16	1.52	399.86		*Product confirmed on interface probe.
2Q10	446.71	4/1/2010	44.64	46.11	400.60	402.07	1.47	401.78		*Product confirmed on interface probe.
3Q10	446.71	7/1/2010	43.47	44.91	401.80	403.24	1.44	402.95		*Product confirmed on interface probe.
4Q10	446.71	10/1/2010	41 39	42.73	403.98	405 32	1.34	405.05		*Product confirmed on interface probe.
1Q11	446.71	1/13/2011	39.78	41.15	405 56	406.93	1.37	406.66		*
2Q11	446.71	4/1/2011	40.88	40.90	405.81	405.83	0.02	405.83	395.94 - 369.94	*
3Q11	446.71	7/5/2011	38.47	38.50	408.21	408.24	0.03	408.23		*
	446.71	9/19/2011	40.60	40.64	406.07	406.11	0.04	406.10		*
4Q11	446.71	10/6/2011	40.65	40.69	406.02	406.06	0.04	406.05		*
1Q12	446.71	1/3/2012	41.97	41.98	404.73	404.74	0.01	404.74		*
2Q12	446.71	4/3/2012	NE	44.09	NA	NA	NA	402.62		*
3Q12	446.71	7/3/2012	NE	45.36	NA	NA	NA	401.35		*
T-21										
4Q09	444.00	10/1/2009	NE	36.06	NA	NA	NA	407.94		
1Q10	444.00	1/1/2010	NE	33.39	NA	NA	NA	410.61		
2Q10	444.00	4/1/2010	NE	32.11	NA	NA	NA	411.89		
3Q10	444.00	7/1/2010	NE	30.79	NA	NA	NA	413.21		*
4Q10	444.00	10/1/2010	NE	29.65	NA	NA	NA	414.35		*
1Q11	444.00	1/13/2011	NE	29.96	NA	NA	NA	414.04		*
2Q11	444.00	4/1/2011	NE	29.83	NA	NA	NA	414.17	412.04 - 386.04	*
3Q11	444.00	7/5/2011	NE	28.17	NA	NA	NA	415.83		*
	444.00	9/19/2011	NE	28.24	NA	NA	NA	415.76		*
4Q11	444.00	10/5/2011	NE	28.41	NA	NA	NA	415.59		*
1Q12	444.00	1/4/2012	NE	29.56	NA	NA	NA	414.44		*
2Q12	444.00	4/3/2012	NE	30.65	NA	NA	NA	413.35		*
3Q12	444.00	7/2/2012	NE	31.14	NA	NA	NA	412.86		*
T-22										
4Q09	442.21	10/1/2009	NE	36.18	NA	NA	NA	406.03		
1Q10	442.21	1/1/2010	NE	34.13	NA	NA	NA	408.08		
2Q10	442.21	4/1/2010	NE	32.69	NA	NA	NA	409.52		
3Q10	442.21	7/1/2010	NE	31.11	NA	NA	NA	411.10		*
4Q10	442.21	10/1/2010	NE	30.12	NA	NA	NA	412.09		*
1Q11	442.21	1/13/2011	NE	31.04	NA	NA	NA	411.17		*
2Q11	442.21	4/1/2011	NE	30.96	NA	NA	NA	411.25	410.66 - 384.96	*
3Q11	442.21	7/5/2011	NE	29.00	NA	NA	NA	413.21		*
	442.21	9/19/2011	NE	29.26	NA	NA	NA	412.95		*
4Q11	442.21	10/5/2011	NE	29.51	NA	NA	NA	412.70		*
1Q12	442.21	1/4/2012	NE	30.91	NA	NA	NA	411.30		*
2Q12	442.21	4/3/2012	NE	32.34	NA	NA	NA	409.87		
3Q12	442.21	7/2/2012	NE	32.81	NA	NA	NA	409.40		
T-23										
4Q09	432.64	10/1/2009	NE	NM	NA	NA	NA	NA		Buried by landscaping; unable to locate
1Q10	432.64	1/1/2010	NE	26.27	NA	NA	NA	406.37		*
2Q10	432.64	4/1/2010	NE	25.00	NA	NA	NA	407.64		*
3Q10	432.64	7/1/2010	NE	23.35	NA	NA	NA	409.29		*
4Q10	432.64	10/1/2010	NE	22.41	NA	NA	NA	410.23		*
1Q11	432.64	1/13/2011	NE	23.83	NA	NA	NA	408.81		*
2Q11	432.64	4/1/2011	NE	23.40	NA	NA	NA	409.24	405.41 - 379.41	*
3Q11	432.64	7/5/2011	NE	21.22	NA	NA	NA	411.42		*
	432.64	9/19/2011	NE	27.83	NA	NA	NA	404.81		
4Q11	432.64	10/5/2011	NE	22.21	NA	NA	NA	410.43		*
1Q12	432.64	1/3/2012	NE	23.75	NA	NA	NA	408.89		*
2Q12	432.64	4/2/2012	NE	25.10	NA	NA	NA	407.54		*
3Q12	432.64	7/2/2012	NE	25.60	NA	NA	NA	407.04		*
T-24										
4Q09	443.72	10/1/2009	44 36	45.07	398.65	399 36	0.71	399.22		
1Q10	443.72	1/1/2010	42.68	43.03	400.69	401.04	0.35	400.97		Product confirmed on interface probe.
2Q10	443.72	4/1/2010	41.25	41.55	402.17	402.47	0.30	402.41		*Product confirmed on interface probe.
3Q10	443.72	7/1/2010	40 36	40.68	403.04	403 36	0.32	403.29		*Product confirmed on interface probe.
4Q10	443.72	11/11/2010	39.07	39.38	404 34	404.65	0.31	404.59		*
1Q11	443.72	1/13/2011	38.60	38.92	404.80	405.12	0.32	405.05		*
2Q11	443.72	4/25/2011	NE	39.98	NA	NA	NA	403.74	402.22 - 376 57	*
3Q11	443.72	7/5/2011	NE	37.53	NA	NA	NA	406.19		*
	443.72	9/19/2011	NE	35.08	NA	NA	NA	408.64		*
4Q11	443.72	10/6/2011	NE	37.29	NA	NA	NA	406.43		*
1Q12	443.72	1/3/2012	NE	38.36	NA	NA	NA	405.36		*
2Q12	443.72	4/3/2012	NE	40.56	NA	NA	NA	403.16		*
3Q12	443.72	7/3/2012	NE	40.45	NA	NA	NA	403.27		*
T-28										
4Q09	444.22	10/1/2009	NE	45.12	NA	NA	NA	399.10		
1Q10	444.22	1/1/2010	NE	42.49	NA	NA	NA	401.73		
2Q10	444.22	4/1/2010	NE	40.94	NA	NA	NA	403.28		
3Q10	444.22	7/1/2010	NE	NM	NA	NA	NA	NA		Area regraded; equipment staging yard; unable to locate.
4Q10	444.22	10/1/2010	NE	37.65	NA	NA	NA	406.57		
1Q11	444.22	1/13/2011	NE	36.53	NA	NA	NA	407.69		
2Q11	444.22	4/1/2011	NE	37.18	NA	NA	NA	407.04	Unknown	
3Q11	444.22	7/5/2011	NE	34.89	NA	NA	NA	409.33		
	444.22	9/19/2011	NE	35.75	NA	NA	NA	408.47		
4Q11	444.22	10/6/2011	NE	35.98	NA	NA	NA	408.24		
1Q12	444.22	1/3/2012	NE	36.98	NA	NA	NA	407.24		
2Q12	444.22	4/2/2012	NE	38.68	NA	NA	NA	405.54		
3Q12	444.22	7/2/2012	NE	39.28	NA	NA	NA	404.94		

TABLE 1
CUMULATIVE GROUNDWATER MONITORING WELL GAUGING RESULTS

WELL ID	TOP OF CASING (elev.[1])	DATE GAUGED	DEPTH TO PRODUCT (ft btoc)	DEPTH TO WATER (ft btoc)	WATER-PRODUCT INTERFACE (elev.[1])	PRODUCT (elev.[1])	PRODUCT THICKNESS (ft)	CORRECTED WATER LEVEL[2] (elev.[1])	SCREENED INTERVAL ELEVATION (elev.[1])	COMMENTS
T-38										
4Q09	445.62	10/1/2009	NE	43.09	NA	NA	NA	402.53	396.48 - 376.48	*
1Q10	445.62	1/1/2010	NE	39.77	NA	NA	NA	405.85		*
2Q10	445.62	4/1/2010	NE	38.35	NA	NA	NA	407.27		*
3Q10	445.62	7/1/2010	NE	37.00	NA	NA	NA	408.62		*
4Q10	445.62	10/1/2010	NE	35.45	NA	NA	NA	410.17		*
1Q11	445.62	1/1/2011	NE	35.38	NA	NA	NA	410.24		*
3Q11	445.62	7/5/2011	NE	NM	NA	NA	NA	NA		
4Q11	445.62	10/6/2011	NE	34.38	NA	NA	NA	411.24		*
1Q12	445.62	1/3/2012	NE	35.40	NA	NA	NA	410.22		*
2Q12	445.62	4/2/2012	NE	36.25	NA	NA	NA	409.37		*
3Q12	445.62	7/3/2012	NE	37.00	NA	NA	NA	408.62		*
T-62										
4Q09	431.73	10/1/2009	NE	29.56	NA	NA	NA	402.17	412.02 - 382.02	
1Q10	431.73	1/1/2010	NE	27.30	NA	NA	NA	404.43		
2Q10	431.73	4/1/2010	NE	25.98	NA	NA	NA	405.75		
3Q10	431.73	7/1/2010	NE	23.99	NA	NA	NA	407.74		
4Q10	431.73	11/11/2010	NE	23.49	NA	NA	NA	408.24		
1Q11	431.73	1/13/2011	NE	25.48	NA	NA	NA	406.25		
2Q11	431.73	4/25/2011	NE	25.33	NA	NA	NA	406.40		
3Q11	431.73	7/5/2011	NE	22.37	NA	NA	NA	409.36		
	431.73	9/19/2011	NE	23.12	NA	NA	NA	408.61		
4Q11	431.73	10/5/2011	NE	23.46	NA	NA	NA	408.27		
1Q12	431.73	1/3/2012	NE	25.62	NA	NA	NA	406.11		
2Q12	431.73	4/2/2012	NE	27.08	NA	NA	NA	404.65		
3Q12	431.73	7/3/2012	NE	27.20	NA	NA	NA	404.53		
T-63										
4Q09	431.24	10/1/2009	NE	29.11	NA	NA	NA	402.13	411.26 - 381.26	
1Q10	431.24	1/1/2010	NE	26.94	NA	NA	NA	404.30		
2Q10	431.24	4/1/2010	NE	25.42	NA	NA	NA	405.82		
3Q10	431.24	7/1/2010	NE	23.23	NA	NA	NA	408.01		
4Q10	431.24	11/11/2010	NE	23.03	NA	NA	NA	408.21		
1Q11	431.24	1/13/2011	NE	25.45	NA	NA	NA	405.79		
2Q11	431.24	4/25/2011	NE	NM	NA	NA	NA	NA		Unable to open.
3Q11	431.24	7/5/2011	NE	NM	NA	NA	NA	NA		
	431.24	9/19/2011	NE	22.88	NA	NA	NA	408.36		
4Q11	431.24	10/5/2011	NE	23.28	NA	NA	NA	407.96		
1Q12	431.24	1/3/2012	NE	25.60	NA	NA	NA	405.64		
2Q12	431.24	4/2/2012	NE	NM	NA	NA	NA	NA		
3Q12	431.24	7/3/2012	NE	27.08	NA	NA	NA	404.16		
T-64										
4Q09	428.80	10/1/2009	NE	26.87	NA	NA	NA	401.93	408.99 - 378.99	
1Q10	428.80	1/1/2010	NE	24.72	NA	NA	NA	404.08		
2Q10	428.80	4/1/2010	NE	22.91	NA	NA	NA	405.89		
3Q10	428.80	7/1/2010	NE	20.46	NA	NA	NA	408.34		
4Q10	428.80	11/11/2010	NE	20.76	NA	NA	NA	408.04		
1Q11	428.80	1/13/2011	NE	23.84	NA	NA	NA	404.96		
3Q11	428.80	7/5/2011	NE	19.06	NA	NA	NA	409.74		*
	428.80	9/19/2011	NE	21.86	NA	NA	NA	406.94		
4Q11	428.80	10/5/2011	NE	21.36	NA	NA	NA	407.44		
1Q12	428.80	1/3/2012	NE	23.86	NA	NA	NA	404.94		
2Q12	428.80	4/2/2012	NE	25.10	NA	NA	NA	403.70		
3Q12	428.80	7/3/2012	NE	25.24	NA	NA	NA	403.56		
PZ-1-101										
4Q11	445.52	10/5/2011	NE	37.83	NA	NA	NA	407.69	354.52 - 344 52	*
1Q12	445.52	1/3/2012	NE	39.73	NA	NA	NA	405.79		*
2Q12	445.52	4/4/2012	NE	41.14	NA	NA	NA	404.38		*
3Q12	445.52	7/2/2012	NE	41.28	NA	NA	NA	404.24		*
PZ-1-85										
4Q11	445.50	10/5/2011	NE	37.85	NA	NA	NA	407.65	369.70 - 359.70	*
1Q12	445.50	1/3/2012	NE	39.80	NA	NA	NA	405.70		*
2Q12	445.50	4/4/2012	NE	41.05	NA	NA	NA	404.45		*
3Q12	445.50	7/2/2012	NE	41.35	NA	NA	NA	404.15		*1
PZ-2-70.5										
4Q11	443.15	10/5/2011	NE	35.74	NA	NA	NA	407.41	382.65 - 372.65	*
1Q12	443.15	1/3/2012	NE	38.14	NA	NA	NA	405.01		*
2Q12	443.15	4/4/2012	NE	39.43	NA	NA	NA	403.72		*
3Q12	443.15	7/2/2012	NE	39.57	NA	NA	NA	403.58		*
PZ-2-84										
4Q11	443.12	10/5/2011	NE	35.71	NA	NA	NA	407.41	371.12 - 359.12	*
1Q12	443.12	1/3/2012	NE	38.05	NA	NA	NA	405.07		*
2Q12	443.12	4/4/2012	NE	39.37	NA	NA	NA	403.75		*
3Q12	443.12	7/2/2012	NE	39.48	NA	NA	NA	403.64		*

NOTES:
1) Elevations presented in this table are relative to the 1988 USGS datum.
2) The Corrected W.L. Elevations presented in this table were corrected by a specific gravity of 0.80 for the wells in which LNAPL was identified.
3) NA = Not Applicable; NE = Not Encountered; NM = Not Measured
4) * Indicates that the LNAPL and/or water level is above the top of the screened zone of the well.

See last page of table for notes.

TABLE 2
SOIL VAPOR SCREENING CRITERIA

Chemical	Residential (mg/m^3)	Industrial/ Commercial (mg/m^3)
TO-15 Analytes		
Acetone	750,000	750,000
Benzene	0.37	2.8
Bromodichloromethane	450,000	450,000
Bromoform	11	52
Bromomethane	6.9	42
1,3-Butadiene		
2-Butanone	6,400	40,000
Carbon disulfide	780	5,300
Carbon tetrachloride	0.21	1.5
Chlorobenzene	69	420
Chlorodibromomethane	57,000	57,000
Chloroethane		
Chloroform	0.11	0.92
Chloromethane		
Allyl chloride (3-Chloropropene)		
alpha-Chlorotoluene		
Cyclohexane		
1,2-Dibromo-3-chloropropane (DBCP)	0.0012	0.0062
1,2-Dibromoethane	0.011	0.06
1,2-Dichlorobenzene	290	1,700
1,3-Dichlorobenzene		
1,4-Dichlorobenzene	1,200	6,800
1,1-Dichloroethane	690	4,200
1,2-Dichloroethane	0.099	0.81
1,1-Dichloroethene	240	1,600
cis-1,2-Dichloroethene	1,100,000	1,100,000
trans-1,2-Dichloroethene	85	510
Dichloromethane (Methylene chloride)	5.6	45
1,2-Dichloropropane	0.062	0.46
cis-1,3-Dichloropropene	0.9	6.2
trans-1,3-Dichloropropene	0.9	6.2
1,4-Dioxane	0.22	2.3
Ethanol		
Ethylbenzene	1,400	8,300
4-Ethyltoluene		
Freon 11		
Freon 12		
Freon 113		
Freon 114		
Heptane		
Hexachlorobutadiene		
Hexane		
2-Hexanone (Methyl N-Butyl Ketone)		
Isopropylbenzene (Cumene)	600	3,500
4-Methyl-2-pentanone (Methyl Isobutyl Ketone)		
Methyl tert-Butyl Ether (MTBE)	3,400	23,000
n-Propylbenzene		
2-Propanol		
Styrene	1,400	8,500
Tetrachloroethene	0.55	4
1,1,2,2-Tetrachloroethane		
Tetrahydrofuran		
Toluene	6,200	40,000
1,2,4-Trichlorobenzene	11	50
Trichloroethene	1.5	12
1,1,1-Trichloroethane (Methyl chloroform)	6,600	41,000
1,1,2-Trichloroethane	170,000	170,000
Trichloroflouromethane	860	5,600
1,2,4-Trimethylbenzene		
1,3,5-Trimethylbenzene		

See last page of table for notes.

TABLE 2
SOIL VAPOR SCREENING CRITERIA

Chemical	Residential (mg/m^3)	Industrial/ Commercial (mg/m^3)
TO-15 Analytes		
2,2,4-Trimethylpentane		
Vinyl chloride	0.29	4.8
Xylenes (total)	140	840
m,p-Xylene	130	820
o-Xylenes	120	790

Note:
1. Screening criteria source: Illinois Pollution Control Board, Notice of Proposed Amendments - Tiered Approach to Corrective Action (TACO) Title 35 - Part 742. Table H: Tier 1 Indoor Inhalation Remediation Objectives for Residential and Industrial/Commercial Properties for the Diffusion and Advection Exposure Route, November 9, 2010.

SEE PAGES 50 THROUGH 56 OF TABLE FOR NOTES

TABLE 3
CUMULATIVE SUMMARY OF SOIL VAPOR ANALYTICAL DETECTIONS AND SCREENING RESULTS: VILLAGE - VOCS

Location	Depth	Sample ID	Sample Date	Acetone 750000			alpha-Chlorotoluene			Benzene 0.37			Bromodichloromethane 450000			Bromoform 11			Bromomethane 6.9			1,3-Butadiene			Butane			2-Butanone 6400		
				Result (mg/m^3)	Lab Qualifier	URS Qualifier	Result (mg/m^3)	Lab Qualifier	URS Qualifier	Result (mg/m^3)	Lab Qualifier	URS Qualifier	Result (mg/m^3)	Lab Qualifier	URS Qualifier	Result (mg/m^3)	Lab Qualifier	URS Qualifier	Result (mg/m^3)	Lab Qualifier	URS Qualifier	Result (mg/m^3)	Lab Qualifier	URS Qualifier	Result (mg/m^3)	Lab Qualifier	URS Qualifier	Result (mg/m^3)	Lab Qualifier	URS Qualifier
VMP-1	5 ft	VMP-1-5	11/2/2009	<1.1	U		<0.62	U		<0.38	U		<0.8	U		<1.2	U		<0.46	U		<0.26	U					<0.35	U	
		VMP-1-5-082510	8/25/2010	0.068			<0.022	U		0.044			<0.028	U		<0.044	U		<0.016	U		<0.0094	U					0.0066	J	
		VMP-1-5-111710	11/17/2010	0.019	J		<0.027	U		0.0069	J		<0.034	U		<0.053	U		<0.02	U		<0.011	U					<0.015	U	
		VMP-1-5-020411	2/4/2011	0.42	J		<0.52	U		0.14	J		<0.68	U		<1	U		<0.39	U		<0.22	U					<0.3	U	
		VMP-1-5-041211	4/12/2011	0.012	J		<0.0068	U		0.6			<0.0088	U		<0.014	U		<0.0051	U		<0.0029	U		0.033			0.0018	J	
		VMP-1-5-080111	8/1/2011	<0.012	U		<0.0068	U		0.051			<0.0088	U		<0.014	U		<0.0051	U		<0.0029	U		0.21			0.017		
		VMP-1-5-110311	11/3/2011	110			<18	U		<11	U		<23	U		<36	U		<14	U		<7.7	U		2000			3.1	J	
		VMP-1-5-013012	1/30/2012	<2.8	U		<1.5	U		0.28	J	J	<2	U		<3	U		<1.1	U		<0.64	U		3400			<3.4	U	
		VMP-1-5-041312	4/13/2012	0.017	J		<0.0046	U		0.014			<0.006	U		<0.0092	U		<0.035	U		<0.002	U		0.008	J		0.0065	J	
		VMP-1-5-071612	7/16/2012	0.078			<0.0047	U		0.084			0.0018	J		<0.0094	U		<0.036	U	UJ	<0.002	U		0.018			0.068		
	8.5 ft	VMP-1-8.5	11/2/2009	<1.6	U		<0.85	U		<0.52	U		<1.1	U		<1.7	U		<0.63	U		<0.36	U					<0.48	U	
		VMP-1-8.5-082510	8/25/2010	0.054	J		<0.066	U		0.0079	J		<0.086	U		<0.13	U		<0.05	U		<0.028	U					<0.038	U	
		VMP-1-8.5-111710	11/17/2010	0.024			<0.013	U		0.0035	J		<0.016	U		<0.026	U		<0.0096	U		<0.0055	U					0.0048	J	
		VMP-1-8.5-111710-Dup	11/17/2010	0.016	J		<0.013	U		0.0034	J		<0.016	U		<0.026	U		<0.0096	U		<0.0055	U					0.0037	J	
		VMP-1-8.5-020411	2/4/2011	0.31	J		<1	U		0.26	J		<1.3	U		<2	U		<0.77	U		<0.44	U					<0.58	U	
		VMP-1-8.5-041211	4/12/2011	0.011	J		<0.009	U		0.31			<0.012	U		<0.018	U		<0.0068	U		<0.0038	U		0.026			<0.02	U	
		VMP-1-8.5-080111	8/1/2011	<6.8	U		<3.7	U		<2.3	U		<4.8	U		<7.4	U		<2.8	U		<1.6	U		840			<8.5	U	
		VMP-1-8.5-080111-Dup	8/1/2011	<6.7	U		<3.6	U		6.2			<4.7	U		<7.3	U		<2.7	U		<1.6	U		780			<8.3	U	
		VMP-1-8.5-110311	11/3/2011	240			<42	U		<26	U		<54	U		<83	U		<31	U		<18	U		4800			<95	U	
		VMP-1-8.5-013012	1/30/2012	1.4	J		<9	U		<5.6	U		<12	U		<18	U		<6.8	U		<3.9	U		3600			<21	U	
		VMP-1-8.5-041612	4/16/2012	0.022	J		0.0015	J		0.0083			<0.0071	U		<0.011	U		<0.041	U		<0.0023	U		0.12			0.0059	J	
		VMP-1-8.5-041612-Dup	4/16/2012	0.02	J		<0.0053	U		0.0072			<0.0069	U		<0.011	U		<0.04	U		<0.0023	U		0.12			0.0054	J	
		VMP-1-8.5-071612	7/16/2012	0.06			<0.0048	U		0.058			<0.0062	U		<0.0095	U		<0.036	U	UJ	<0.002	U		<0.0087	U		0.053		
	23.5 ft	VMP-1-23.5	11/2/2009	<3.8	U		<2	U		<1.3	U		<2.6	U		<4.1	U		<1.5	U		<0.88	U					<1.2	U	
		VMP - 1 - 23.5 - 083010	8/30/2010	<4.3	U		<2.3	U		1.4			<3	U		<4.6	U		<1.7	U		<0.99	U					<1.3	U	
		VMP-1-23.5-111810	11/17/2010	0.011	J		<0.0064	U		0.0014	J		<0.0083	U		<0.013	U		<0.0048	U		<0.0027	U					0.0012	J	
		VMP-1-23.5-020411	2/4/2011	3	J		<6	U		<3.7	U		<7.8	U		<12	U		<4.5	U		<2.6	U					<3.4	U	
		VMP-1-23.5-041211	4/12/2011	9.8	J		<9.8	U		<6.1	U		<13	U		<20	U		<7.4	U		<4.2	U		1300			<22	U	
		VMP-1-23.5-041211-DUP	4/12/2011	8	J		<12	U		<7.7	U		<16	U		<25	U		<9.3	U		<5.3	U		1700			<28	U	
		VMP-1-23.5-080111	8/1/2011	<120	U		<67	U		<41	U		<86	U		<130	U		<50	U		<28	U		25000			<150	U	
		VMP-1-23.5-110611	11/6/2011	9.5	J		<16	U		<9.7	U		<20	U		3.9	J		<12	U		<6.7	U		9400			6	J	
		VMP-1-23.5-013112	1/31/2012	<57	U		<120	U		<19	U		<40	U		<250	U		<23	U		<13	U		7200			<71	U	
		VMP-1-23.5-041612	4/16/2012	0.68	J		<2.5	U		<1.5	U		<3.2	U		<4.9	U		<1.8	U		<1	U		800			<5.6	U	
		VMP-1-23.5-071612	7/16/2012	<57	U		<31	U		<19	U		<40	U		<62	U		<23	U		<13	U		11000			<71	U	
	38.5 ft	VMP-1-38.5	11/2/2009	<11	U		<5.8	U		3.8			<7.5	U		<12	U		<4.3	U		420						<3.3	U	
		VMP-1-38.5-073112	7/31/2012	0.14			<0.0048	U		0.042			<0.0063	U		<0.0097	U		<0.036	U		<0.0021	U		0.0028	J		0.022		
VMP-2	5 ft	VMP-2-5	11/2/2009	<1.4	U		<0.75	U		<0.46	U		<0.97	U		<1.5	U		<0.56	U		<0.32	U					<0.43	U	
		VMP - 2 - 5 - 083110	8/31/2010	<4.3	U		<2.3	U		0.89	J		<3	U		<4.6	U		<1.7	U		<0.99	U					<1.3	U	
		VMP-2-5-111610	11/16/2010	<6.3	U		<3.4	U		<2.1	U		<4.4	U		<6.8	U		<2.6	U		<1.5	U					<1.9	U	
		VMP-2-5-020411	2/4/2011	0.45	J		<0.89	U		<0.55	U		<1.2	U		<1.8	U		<0.67	U		<0.38	U					<0.51	U	
		VMP-2-5-041311	4/13/2011	0.012	J		<0.0072	U		0.33			<0.0093	U		<0.014	U		<0.0054	U		<0.0031	U		0.1			<0.016	U	
		VMP-2-5-080211	8/2/2011	<14	U		<7.5	U		<4.6	U		<9.7	U		<15	U		<5.6	U		<3.2	U		2200			<17	U	
		VMP-2-5-110711	11/7/2011	0.02			<0.0044	U		0.0025	J		<0.0057	U		<0.0088	J	U	<0.0033	U		<0.0019	U		<0.0081	U		0.0051	J	
		VMP-2-5-012512	1/25/2012	3.8			<0.5	U		0.23	J		<0.65	U		<1	U		<0.38	U		<0.21	U		<0.92	U		0.98	J	
		VMP-2-5-042512	4/25/2012	0.055	J		<0.02	U		0.18			<0.026	U		<0.039	U		<0.15	U		<0.0084	U		0.066			0.047		
		VMP-2-5-071612	7/16/2012	0.12			<0.0048	U		0.067			<0.0062	U		<0.0096	U		<0.036	U	UJ	<0.002	U		0.4			0.066		
	8.5 ft	VMP-2-8.5	11/3/2009	<0.48	U		<0.26	U		<0.16	U		<0.34	U		<0.53	U		<0.2	U		<0.11	U					<0.15	U	
		VMP-2-8.5-D	11/3/2009	<0.51	U		<0.28	U		<0.17	U		<0.36	U		<0.56	U		<0.21	U		<0.12	U					<0.16	U	
		VMP - 2 - 8.5 - 083110	8/31/2010	<4.4	U		<2.4	U		1.4			<3.1	U		<4.8	U		<1.8	U		<1	U					<1.4	U	
		VMP-2-8.5-111610	11/16/2010	<12	U		<6.5	U		<4	U		<8.4	U		<13	U		<4.9	U		<2.8	U					<3.7	U	
		VMP-2-8.5-020411	2/4/2011	0.56	J		<2.2	U		<1.4	U		<2.9	U		<4.4	U		<1.7	U		<0.95	U					<1.3	U	
		VMP-2-8.5-041311	4/13/2011	<1.2	U		<0.68	U		1.1			<0.88	U		<1.4	U		0.24	J		<0.29	U		1.5			<1.6	U	
		VMP-2-8.5-080211	8/2/2011	12	J		<27	U		<17	U		<36	U		<55	U		<20	U		<12	U		4200			<62	U	
		VMP-2-8.5-110711	11/7/2011	<0.11	U		<0.059	U		<0.036	U		<0.076	U		<0.12	U		<0.044	U		<0.025	U		<0.11	U		<0.13	U	
		VMP-2-8.5-012612	1/26/2012	<4.8	U		<10	U		0.53	J		<3.4	U		<21	U		<2	U		<1.1	U		320			<6	U	
		VMP-2-8.5-012612-DUP	1/26/2012	0.37	J	J	<10	U		0.79	J		<3.4	U		<21	U		<2	U		<1.1	U		370		J	<6	U	
		VMP-2-8.5-041612	4/16/2012	0.018	J		<0.0051	U		0.012			<0.0066	U		<0.01	U		<0.038	U		<0.0022	U		0.03		J	0.0056	J	
		VMP-2-8.5-041612-Dup	4/16/2012	0.032			<0.0052	U		0.013			<0.0067	U		<0.01	U		<0.039	U		<0.0022	U		0.0096		J	0.0062	J	
		VMP-2-8.5-071612	7/16/2012	0.047			<0.0058	U		0.087			<0.0075	U		<0.012	U		<0.043	U	UJ	<0.0025	U		0.077		J	0.024		
		VMP-2-8.5-071612-Dup	7/16/2012	0.071			<0.0048	U		0.084			<0.0062	U		<0.0095	U		0.0039	J	J	<0.002	U		0.02		J	0.028		
	22 ft	VMP-2-22	11/3/2009	<2.7	U		<1.4	U		<0.89	U		<1.9	U		<2.9	U		<1.1	U		<0.62	U					<0.82	U	
		VMP - 2 - 22 - 083110	8/31/2010	<6.7	U		<3.6	U		1.7	J		<4.7	U		<7.3	U		<2.7	U		<1.6	U					<2.1	U	
		VMP-2-22-111610	11/16/2010	<12	U		<6.8	U		<4.2	U		<8.8	U		<14	U		<5.1	U		<2.9	U					<3.9	U	
		VMP-2-22-020411	2/4/2011	1.4	J		<3.1	U		0.75	J		<4	U		<6.2	U		<2.3	U		<1.3	U					<1.8	U	
		VMP-2-22-041311	4/13/2011	<16	U		<9	U		1	J		<12	U		<18	U		<6.8	U		<3.9	U		410			<20	U	
		VMP-2-22-080211	8/2/2011	<67	U		<36	U		<22	U		<47	U		<73	U		<27	U		<16	U		4900			<83	U	
		VMP-2-22-110711	11/7/2011	29		J	<1.9	U		0.24	J		<2.5	U		<3.9	U		<1.4	U		<0.83	U		230			0.37	J	
		VMP-2-22-012612	1/26/2012	<7.4	U		<16	U		0.74	J	J	<5.2	U		<32	U		<3	U		<1.7	U		500		J	<9.1	U	
		VMP-2-22-042712	4/27/2012	0.014	J		0.00074	J		0.079			<0.0054	U		<0.0083	U		0.0056	J		<0.0018	U		0.0086			0.015		
		VMP-2-22-071612	7/16/2012	0.13			<0.0049	U		0.19			<0.0064	U		<0.0098	U		0.0012	J	J	<0.0021	U		0.042			0.054		
	42 ft	VMP-2-42	11/3/2009	<52	U		<28	U		84			<37	U		<57	U		<21	U		<12	U					<16	U	

SEE PAGES 50 THROUGH 56 OF TABLE FOR NOTES

TABLE 3
CUMULATIVE SUMMARY OF SOIL VAPOR ANALYTICAL DETECTIONS AND SCREENING RESULTS: VILLAGE - VOCS

Location	Depth	Sample ID	Sample Date	Carbon disulfide			Carbon tetrachloride			Chlorobenzene			Chlorodibromomethane			Chloroethane			Chloroform			Chloromethane			Cyclohexane			1,2-Dibromoethane		
				780			0.21			69			57000						0.11									0.011		
				Result (mg/m^3)	Lab Qualifier	URS Qualifier	Result (mg/m^3)	Lab Qualifier	URS Qualifier	Result (mg/m^3)	Lab Qualifier	URS Qualifier	Result (mg/m^3)	Lab Qualifier	URS Qualifier	Result (mg/m^3)	Lab Qualifier	URS Qualifier	Result (mg/m^3)	Lab Qualifier	URS Qualifier	Result (mg/m^3)	Lab Qualifier	URS Qualifier	Result (mg/m^3)	Lab Qualifier	URS Qualifier	Result (mg/m^3)	Lab Qualifier	URS Qualifier
VMP-1	5 ft	VMP-1-5	11/2/2009	<0.37	U		<0.75	U		<0.55	U		<1	U		<0.31	U		<0.58	U		<0.98	U		18			<0.91	U	
		VMP-1-5-082510	8/25/2010	0.0035	J		<0.027	U		<0.02	U		<0.036	U		<0.011	U		<0.021	U		<0.035	U		0.02			<0.033	U	
		VMP-1-5-111710	11/17/2010	<0.016	U		<0.032	U		<0.024	U		<0.044	U		<0.014	U		<0.025	U		<0.042	U		0.14			<0.04	U	
		VMP-1-5-020411	2/4/2011	<0.31	U		<0.64	U		<0.46	U		<0.86	U		<0.27	U		<0.49	U		<0.83	U		8.1			<0.78	U	
		VMP-1-5-041211	4/12/2011	0.004	J		<0.0083	U		<0.0061	J	U	0.0023	J		<0.014	U		<0.0064	U		<0.011	U		0.21			<0.01	U	
		VMP-1-5-080111	8/1/2011	0.0086	J		<0.0083	U		<0.0061	U		<0.011	U		<0.014	U		<0.0064	U		<0.011	U		0.0083			<0.01	U	
		VMP-1-5-110311	11/3/2011	<44	U		<22	U		<16	U		<30	U		<37	U		<17	U		<29	U		4.8	J		<27	U	
		VMP-1-5-013012	1/30/2012	<0.91	U		<1.8	U		<1.3	U		<2.5	U		<3.1	U		<1.4	U		<2.4	U		23		J	<2.2	U	
		VMP-1-5-041312	4/13/2012	<0.011	J	U	<0.0056	U		<0.0041	J	U	<0.0076	U		<0.0094	U		<0.0044	U		<0.018	U		<0.0031	J	U	<0.0069	U	
		VMP-1-5-071612	7/16/2012	0.0046	J	U	<0.0058	U		0.0042	J	U	<0.0078	U		<0.0096	U		0.002	J		<0.019	U		0.036			<0.007	U	
	8.5 ft	VMP-1-8.5	11/2/2009	<0.51	U		<1	U		<0.75	U		<1.4	U		<0.43	U		<0.8	U		<1.4	U		14			<1.2	U	
		VMP-1-8.5-082510	8/25/2010	0.019	J		<0.081	U		<0.059	U		<0.11	U		<0.034	U		<0.063	U		<0.11	U		<0.044	U		<0.099	U	
		VMP-1-8.5-111710	11/17/2010	<0.0077	U		<0.016	U		<0.011	U		<0.021	U		<0.0065	U		<0.012	U		<0.02	U		0.043			<0.019	U	
		VMP-1-8.5-111710-Dup	11/17/2010	<0.0077	U		<0.016	U		<0.011	U		<0.021	U		<0.0065	U		<0.012	U		<0.02	U		0.034			<0.019	U	
		VMP-1-8.5-020411	2/4/2011	<0.62	U		<1.2	U		<0.91	U		<1.7	U		<0.52	U		<0.97	U		<1.6	U		9.2			<1.5	U	
		VMP-1-8.5-041211	4/12/2011	0.0022	J		<0.011	U		<0.008	J	U	<0.015	U		<0.018	U		<0.0085	U		<0.014	U		0.067			<0.013	U	
		VMP-1-8.5-080111	8/1/2011	<2.2	U		<4.5	U		<3.3	U		<6.1	U		<7.6	U		<3.5	U		<5.9	U		7.1			<5.5	U	
		VMP-1-8.5-080111-Dup	8/1/2011	<2.2	U		<4.4	U		<3.2	U		<6	U		<7.4	U		<3.4	U		<5.8	U		11			<5.4	U	
		VMP-1-8.5-110311	11/3/2011	7.3	J		<51	U		<37	U		<68	U		<85	U		<39	U		<66	U		11	J		<62	U	
		VMP-1-8.5-013012	1/30/2012	<5.4	U		<11	U		<8	U		<15	U		<18	U		<8.5	U		<14	U		19			<13	U	
		VMP-1-8.5-041612	4/16/2012	<0.013	J	U	<0.0067	U		<0.0049	U		<0.009	U		<0.011	U		<0.0052	U		<0.022	U		0.0093			0.0023	J	
		VMP-1-8.5-041612-Dup	4/16/2012	<0.013	J	U	<0.0065	U		<0.0047	U		<0.0088	U		<0.011	U		<0.005	U		<0.021	U		0.0076			0.0018	J	
		VMP-1-8.5-071612	7/16/2012	0.0039	J	U	<0.0058	U		0.0038	J	U	<0.0078	U		<0.0097	U		0.00077	J		<0.019	U		0.0032			<0.0071	U	
	23.5 ft	VMP-1-23.5	11/2/2009	<1.2	U		<2.5	U		<1.8	U		<3.4	U		<1	U		<1.9	U		<3.3	U		66			<3	U	
		VMP - 1 - 23.5 - 083010	8/30/2010	<1.4	U		<2.8	U		<2.1	U		<3.8	U		<1.2	U		<2.2	U		<3.7	U		130			<3.4	U	
		VMP-1-23.5-111810	11/17/2010	<0.0038	U		0.0013	J		<0.0057	U		<0.01	U		<0.0032	U		0.00066	J		<0.01	U		0.0082			<0.0095	U	
		VMP-1-23.5-020411	2/4/2011	<3.6	U		<7.3	U		<5.4	U		<9.9	U		<3.1	U		<5.7	U		<9.6	U		150			<9	U	
		VMP-1-23.5-041211	4/12/2011	5.1	J		<12	U		<8.7	U		<16	U		4.4	J		<9.3	U		<16	U		3.2	J		<15	U	
		VMP-1-23.5-041211-DUP	4/12/2011	4.2	J		<15	U		<11	U		<20	U		<25	U		<12	U		<20	U		5.3	J		<18	U	
		VMP-1-23.5-080111	8/1/2011	6.2	J		<81	U		<59	U		<110	U		<140	U		<63	U		<110	U		110			<99	U	
		VMP-1-23.5-110611	11/6/2011	7.6	J		<19	U		6.6	J		<26	U		<32	U		<15	U		<25	U		38			<23	U	
		VMP-1-23.5-013112	1/31/2012	<19	U		<38	U		<28	U		<51	U		<63	U		<29	U		<50	U		32			<46	U	
		VMP-1-23.5-041612	4/16/2012	<1.5	U		<3	U		<2.2	U		<4.1	U		<5	U		<2.3	U		<3.9	U		6.6			<3.7	U	
		VMP-1-23.5-071612	7/16/2012	<19	U		<38	U		<28	U		<51	U		<64	U		<29	U		<50	U		37			<46	U	
	38.5 ft	VMP-1-38.5	11/2/2009	<3.5	U		<7	U		<5.2	U		<9.5	U		<3	U		<5.5	U		<9.2	U		380			<8.6	U	
		VMP-1-38.5-073112	7/31/2012	<0.012	U		<0.0059	U		<0.0043	U		<0.008	U		<0.0099	U		0.0011	J		0.022			<0.0032	U		<0.0072	U	
VMP-2	5 ft	VMP-2-5	11/2/2009	<0.45	U		<0.92	U		<0.67	U		<1.2	U		<0.38	U		<0.71	U		<1.2	U		8			<1.1	U	
		VMP - 2 - 5 - 083110	8/31/2010	<1.4	U		<2.8	U		<2.1	U		<3.8	U		<1.2	U		<2.2	U		<3.7	U		28			<3.4	U	
		VMP-2-5-111610	11/16/2010	<2	U		<4.2	U		<3	U		<5.6	U		<1.7	U		<3.2	U		<5.4	U		<2.3	U		<5.1	U	
		VMP-2-5-020411	2/4/2011	<0.54	U		<1.1	U		<0.79	U		<1.5	U		<0.46	U		<0.84	U		<1.4	U		4.9			<1.3	U	
		VMP-2-5-041311	4/13/2011	0.0038	J		<0.0087	U		<0.0064	J	U	<0.012	U		<0.015	U		<0.0068	U		<0.011	U		0.044			<0.011	U	
		VMP-2-5-080211	8/2/2011	<4.5	U		<9.1	U		<6.6	U		<12	U		<15	U		<7	U		<12	U		35			<11	U	
		VMP-2-5-110711	11/7/2011	<0.011	J	U	<0.0054	U		<0.0039	J	U	<0.0073	U		<0.009	U		<0.0042	U		<0.0071	U		<0.0029	U		<0.0066	U	
		VMP-2-5-012512	1/25/2012	2.3			<0.61	U		0.17	J		<0.83	U		<1	U		<0.47	U		<0.8	U		0.27	J		<0.74	U	
		VMP-2-5-042512	4/25/2012	0.0075	J		<0.024	U		0.0077	J		<0.032	U		<0.04	U		<0.019	U		<0.079	U		0.092			<0.029	U	
		VMP-2-5-071612	7/16/2012	0.0043	J	U	<0.0058	U		0.0036	J	U	<0.0079	U		<0.0098	U		0.0067			<0.019	U		0.0064			<0.0071	U	
	8.5 ft	VMP-2-8.5	11/3/2009	<0.16	U		<0.32	U		<0.23	U		<0.43	U		<0.13	U		<0.25	U		<0.42	U		0.24			<0.39	U	
		VMP-2-8.5-D	11/3/2009	<0.17	U		<0.34	U		<0.25	U		<0.46	U		<0.14	U		<0.26	U		<0.45	U		0.29			<0.41	U	
		VMP - 2 - 8.5 - 083110	8/31/2010	<1.4	U		<2.9	U		<2.1	U		<3.9	U		<1.2	U		<2.2	U		<3.8	U		57			<3.5	U	
		VMP-2-8.5-111610	11/16/2010	<3.9	U		<7.9	U		<5.8	U		<11	U		<3.3	U		<6.2	U		<10	U		<4.3	U		<9.7	U	
		VMP-2-8.5-020411	2/4/2011	<1.3	U		<2.7	U		<2	U		<3.7	U		<1.1	U		<2.1	U		<3.6	U		9.6			<3.3	U	
		VMP-2-8.5-041311	4/13/2011	0.36	J		0.12	J	J	0.098	J		<1.1	U		<1.4	U		0.11	J		<1.1	U		0.14	J		<1	U	
		VMP-2-8.5-080211	8/2/2011	8	J		<33	U		<24	U		<45	U		<56	U		<26	U		<44	U		52			<41	U	
		VMP-2-8.5-110711	11/7/2011	<0.14	U		<0.072	U		<0.052	U		<0.097	U		<0.12	U		<0.056	U		<0.094	U		<0.039	U		<0.088	U	
		VMP-2-8.5-012612	1/26/2012	<1.6	U		<3.2	U		<2.3	U		<4.3	U		<5.3	U		<2.5	U		<4.2	U		4.1			<3.9	U	
		VMP-2-8.5-012612-DUP	1/26/2012	<1.6	U		<3.2	U		<2.3	U		<4.3	U		<5.3	U		<2.5	U		<4.2	U		5.4		J	<3.9	U	
		VMP-2-8.5-041612	4/16/2012	<0.012	J	U	<0.0062	U		<0.0045	U		<0.0083	U		<0.01	U		<0.0048	U		<0.02	U		0.0096			<0.0075	U	
		VMP-2-8.5-041612-Dup	4/16/2012	<0.012	J	U	<0.0063	U		<0.0046	U		<0.0086	U		<0.011	U		<0.0049	U		0.00093	J		0.0094			0.0017	J	
		VMP-2-8.5-071612	7/16/2012	0.0041	J	U	<0.007	U		0.0049		U	<0.0095	U		<0.012	U		0.0068			<0.023	U		0.00095	J	U	0.0023	J	U
		VMP-2-8.5-071612-Dup	7/16/2012	0.0021	J	U	<0.0058	U		0.0033	J	U	<0.0078	U		<0.0097	U		0.0063			<0.019	U		0.0015	J		<0.0071	U	
	22 ft	VMP-2-22	11/3/2009	<0.87	U		<1.8	U		<1.3	U		<2.4	U		<0.74	U		<1.4	U		<2.3	U		11			<2.2	U	
		VMP - 2 - 22 - 083110	8/31/2010	<2.2	U		<4.4	U		<3.2	U		<6	U		<1.9	U		<3.4	U		<5.8	U		81			<5.4	U	
		VMP-2-22-111610	11/16/2010	<4.1	U		<8.3	U		<6.1	U		<11	U		<3.5	U		<6.4	U		<11	U		<4.5	U		<10	U	
		VMP-2-22-020411	2/4/2011	<1.8	U		<3.7	U		<2.7	U		<5.1	U		<1.6	U		<2.9	U		<4.9	U		29			<4.6	U	
		VMP-2-22-041311	4/13/2011	<22	U		<11	U		0.89	J		<15	U		<18	U		<8.5	U		<14	U		4.2	J		<13	U	
		VMP-2-22-080211	8/2/2011	<22	U		<44	U		<32	U		<60	U		<74	U		<34	U		<58	U		57			<54	U	
		VMP-2-22-110711	11/7/2011	<4.6	U		<2.4	U		<1.7	U		<3.2	U		<3.9	U		<1.8	U		<3.1	U		1.1	J		<2.9	U	
		VMP-2-22-012612	1/26/2012	<2.4	U		<4.9	U		<3.6	U		<6.6	U		<8.2	U		<3.8	U		<6.4	U		6.4		J	<6	U	
		VMP-2-22-042712	4/27/2012	<0.01	J	U	<0.0051	U		<0.0037	J	U	<0.0068	U		<0.0085	U		0.0065			<0.017	U		0.0033			<0.0062	U	
		VMP-2-22-071612	7/16/2012	0.0054	J	U	<0.006	U		0.003	J	U	<0.0081	U		<0.01	U		0.006			<0.02	U		0.0087			<0.0073	U	
	42 ft	VMP-2-42	11/3/2009	<17	U		<35	U		<25	U		<47	U		<14	U		<27	U		<45	U		920			<42	U	

SEE PAGES 50 THROUGH 56 OF TABLE FOR NOTES

TABLE 3
CUMULATIVE SUMMARY OF SOIL VAPOR ANALYTICAL DETECTIONS AND SCREENING RESULTS: VILLAGE - VOCS

Location	Depth	Sample ID	Sample Date	1,2-Dichlorobenzene			1,3-Dichlorobenzene			1,4-Dichlorobenzene			Dichlorodifluoromethane			1,1-Dichloroethane			1,2-Dichloroethane			1,1-Dichloroethene			cis-1,2-Dichloroethene			trans-1,2-Dichloroethene		
				290						1200						690			0.099			240			1100000			85		
				Result (mg/m^3)	Lab Qualifier	URS Qualifier	Result (mg/m^3)	Lab Qualifier	URS Qualifier	Result (mg/m^3)	Lab Qualifier	URS Qualifier	Result (mg/m^3)	Lab Qualifier	URS Qualifier	Result (mg/m^3)	Lab Qualifier	URS Qualifier	Result (mg/m^3)	Lab Qualifier	URS Qualifier	Result (mg/m^3)	Lab Qualifier	URS Qualifier	Result (mg/m^3)	Lab Qualifier	URS Qualifier	Result (mg/m^3)	Lab Qualifier	URS Qualifier
VMP-1	5 ft	VMP-1-5	11/2/2009	<0.72	U		<0.72	U		<0.72	U		<0.59	U		<0.48	U		<0.48	U		<0.47	U		<0.47	U		<0.47	U	
		VMP-1-5-082510	8/25/2010	<0.026	U		<0.026	U		<0.026	U		0.0028	J		<0.017	U		<0.017	U		<0.017	U		<0.017	U		<0.017	U	
		VMP-1-5-111710	11/17/2010	<0.031	U		<0.031	U		<0.031	U		<0.025	U		<0.021	U		<0.021	U		<0.02	U		<0.02	U		<0.02	U	
		VMP-1-5-020411	2/4/2011	<0.61	U		<0.61	U		<0.61	U		<0.5	U		<0.41	U		<0.41	U		<0.4	U		<0.4	U		<0.4	U	
		VMP-1-5-041211	4/12/2011	<0.0079	U		<0.0079	U		<0.0079	J	U	0.002	J		<0.0053	U		<0.0053	U		<0.0052	U		<0.0052	U		<0.0052	U	
		VMP-1-5-080111	8/1/2011	<0.0079	U		0.0014	J		0.0024	J		0.0023	J		<0.0053	U		<0.0053	U		<0.0052	U		<0.0052	U		<0.0052	U	
		VMP-1-5-110311	11/3/2011	<21	U		<21	U		<21	U		<17	U		<14	U		<14	U		<14	U		<14	U		<14	U	
		VMP-1-5-013012	1/30/2012	<1.8	U		<1.8	U		<1.8	U		<1.4	U		<1.2	U		<1.2	U		<1.2	U		<1.2	U		<1.2	U	
		VMP-1-5-041312	4/13/2012	<0.0054	U		<0.0054	U		<0.0054	J	U	0.0024	J		<0.0036	U		<0.0036	U		<0.0035	U		<0.0035	U		<0.0035	U	
		VMP-1-5-071612	7/16/2012	<0.0055	U		<0.0055	U		0.0015	J	U	0.0026	J		<0.0037	U		<0.0037	U		<0.0036	U		<0.0036	U		<0.0036	U	
	8.5 ft	VMP-1-8.5	11/2/2009	<0.98	U		<0.98	U		<0.98	U		<0.81	U		<0.66	U		<0.66	U		<0.65	U		<0.65	U		<0.65	U	
		VMP-1-8.5-082510	8/25/2010	<0.077	U		<0.077	U		<0.077	U		<0.064	U		<0.052	U		<0.052	U		<0.051	U		<0.051	U		<0.051	U	
		VMP-1-8.5-111710	11/17/2010	<0.015	U		<0.015	U		<0.015	U		0.0023	J		<0.01	U		<0.01	U		<0.0098	U		<0.0098	U		<0.0098	U	
		VMP-1-8.5-111710-Dup	11/17/2010	<0.015	U		<0.015	U		<0.015	U		0.0024	J		<0.01	U		<0.01	U		<0.0098	U		<0.0098	U		<0.0098	U	
		VMP-1-8.5-020411	2/4/2011	<1.2	U		<1.2	U		<1.2	U		<0.98	U		<0.8	U		<0.8	U		<0.79	U		<0.79	U		<0.79	U	
		VMP-1-8.5-041211	4/12/2011	<0.01	U		<0.01	U		<0.01	J	U	0.002	J		<0.007	U		0.0012	J		<0.0069	U		<0.0069	U		<0.0069	U	
		VMP-1-8.5-080111	8/1/2011	<4.3	U		<4.3	U		<4.3	U		<3.6	U		<2.9	U		<2.9	U		<2.8	U		<2.8	U		<2.8	U	
		VMP-1-8.5-080111-Dup	8/1/2011	<4.2	U		<4.2	U		<4.2	U		<3.5	U		<2.8	U		<2.8	U		<2.8	U		<2.8	U		<2.8	U	
		VMP-1-8.5-110311	11/3/2011	<48	U		<48	U		<48	U		<40	U		<32	U		<32	U		<32	U		<32	U		<32	U	
		VMP-1-8.5-013012	1/30/2012	<10	U		<10	U		<10	U		<8.6	U		<7.1	U		<7.1	U		<6.9	U		<6.9	U		<6.9	U	
		VMP-1-8.5-041612	4/16/2012	<0.0064	U		<0.0064	U		<0.0064	J	U	0.0028	J		<0.0043	U		0.0035	J		<0.0042	U		<0.0042	U		<0.0042	U	
		VMP-1-8.5-041612-Dup	4/16/2012	<0.0062	U		<0.0062	U		<0.0062	J	U	0.003	J		<0.0042	U		0.0015	J		<0.0041	U		<0.0041	U		<0.0041	U	
		VMP-1-8.5-071612	7/16/2012	<0.0055	U		<0.0055	U		0.0016	J	U	0.0026	J		<0.0037	U		<0.0037	U		<0.0036	U		<0.0036	U		<0.0036	U	
	23.5 ft	VMP-1-23.5	11/2/2009	<2.4	U		<2.4	U		<2.4	U		<2	U		<1.6	U		<1.6	U		<1.6	U		<1.6	U		<1.6	U	
		VMP - 1 - 23.5 - 083010	8/30/2010	<2.7	U		<2.7	U		<2.7	U		<2.2	U		<1.8	U		<1.8	U		<1.8	U		<1.8	U		<1.8	U	
		VMP-1-23.5-111810	11/17/2010	<0.0074	U		<0.0074	U		<0.0074	U		0.0023	J		<0.005	U		<0.005	U		<0.0049	U		<0.0049	U		<0.0049	U	
		VMP-1-23.5-020411	2/4/2011	<7	U		<7	U		<7	U		<5.8	U		<4.7	U		<4.7	U		<4.6	U		<4.6	U		<4.6	U	
		VMP-1-23.5-041211	4/12/2011	<11	U		<11	U		<11	U		<9.4	U		<7.7	U		<7.7	U		<7.5	U		<7.5	U		<7.5	U	
		VMP-1-23.5-041211-DUP	4/12/2011	<14	U		<14	U		<14	U		<12	U		<9.7	U		<9.7	U		<9.5	U		<9.5	U		<9.5	U	
		VMP-1-23.5-080111	8/1/2011	<78	U		<78	U		<78	U		<64	U		<52	U		<52	U		<51	U		<51	U		<51	U	
		VMP-1-23.5-110611	11/6/2011	<18	U		<18	U		<18	U		<15	U		<12	U		<12	U		<12	U		<12	U		<12	U	
		VMP-1-23.5-013112	1/31/2012	<36	U		<36	U		<36	U		<30	U		<24	U		<24	U		<24	U		<24	U		<24	U	
		VMP-1-23.5-041612	4/16/2012	<2.9	U		<2.9	U		<2.9	U		<2.4	U		<1.9	U		<1.9	U		<1.9	U		<1.9	U		<1.9	U	
		VMP-1-23.5-071612	7/16/2012	<36	U		<36	U		<36	U		<30	U		<24	U		<24	U		<24	U		<24	U		<24	U	
	38.5 ft	VMP-1-38.5	11/2/2009	<6.7	U		<6.7	U		<6.7	U		<5.5	U		<4.5	U		<4.5	U		<4.4	U		<4.4	U		<4.4	U	
		VMP-1-38.5-073112	7/31/2012	<0.0056	U		<0.0056	U		<0.0056	U		0.0025	J		<0.0038	U		<0.0038	U		<0.0037	U		<0.0037	U		<0.0037	U	
VMP-2	5 ft	VMP-2-5	11/2/2009	<0.87	U		<0.87	U		<0.87	U		<0.72	U		<0.59	U		<0.59	U		<0.58	U		<0.58	U		<0.58	U	
		VMP - 2 - 5 - 083110	8/31/2010	<2.7	U		<2.7	U		<2.7	U		<2.2	U		<1.8	U		<1.8	U		<1.8	U		<1.8	U		<1.8	U	
		VMP-2-5-111610	11/16/2010	<4	U		<4	U		<4	U		<3.3	U		<2.7	U		<2.7	U		<2.6	U		<2.6	U		<2.6	U	
		VMP-2-5-020411	2/4/2011	<1	U		<1	U		<1	U		<0.85	U		<0.7	U		<0.7	U		<0.68	U		<0.68	U		<0.68	U	
		VMP-2-5-041311	4/13/2011	<0.0084	U		<0.0084	U		<0.0084	J	U	0.0022	J		<0.0056	U		<0.0056	U		<0.0055	U		<0.0055	U		<0.0055	U	
		VMP-2-5-080211	8/2/2011	<8.7	U		<8.7	U		<8.7	U		<7.1	U		<5.8	U		<5.8	U		<5.7	U		<5.7	U		<5.7	U	
		VMP-2-5-110711	11/7/2011	<0.0051	U		<0.0051	U		<0.0051	U		0.0031	J		<0.0035	U		<0.0035	U		<0.0034	U		<0.0034	U		<0.0034	U	
		VMP-2-5-012512	1/25/2012	<0.58	U		<0.58	U		<0.58	U		<0.48	U		<0.39	U		<0.39	U		<0.38	U		<0.38	U		<0.38	U	
		VMP-2-5-042512	4/25/2012	<0.023	U		<0.023	U		<0.023	U		0.003	J		<0.015	U		<0.015	U		<0.015	U		<0.015	U		<0.015	U	
		VMP-2-5-071612	7/16/2012	<0.0056	U		<0.0056	U		0.0014	J	U	0.0023	J		<0.0038	U		<0.0038	U		<0.0037	U		<0.0037	U		<0.0037	U	
	8.5 ft	VMP-2-8.5	11/3/2009	<0.31	U		<0.31	U		<0.31	U		<0.25	U		<0.21	U		<0.21	U		<0.2	U		<0.2	U		<0.2	U	
		VMP-2-8.5-D	11/3/2009	<0.32	U		<0.32	U		<0.32	U		<0.27	U		<0.22	U		<0.22	U		<0.21	U		<0.21	U		<0.21	U	
		VMP - 2 - 8.5 - 083110	8/31/2010	<2.8	U		<2.8	U		<2.8	U		<2.3	U		<1.9	U		<1.9	U		<1.8	U		<1.8	U		<1.8	U	
		VMP-2-8.5-111610	11/16/2010	<7.6	U		<7.6	U		<7.6	U		<6.2	U		<5.1	U		<5.1	U		<5	U		<5	U		<5	U	
		VMP-2-8.5-020411	2/4/2011	<2.6	U		<2.6	U		<2.6	U		<2.1	U		<1.7	U		<1.7	U		<1.7	U		<1.7	U		<1.7	U	
		VMP-2-8.5-041311	4/13/2011	<0.79	U		<0.79	U		<0.79	U		<0.65	U		<0.53	U		0.1	J		0.076	J		<0.52	U		<0.52	U	
		VMP-2-8.5-080211	8/2/2011	<32	U		<32	U		<32	U		<26	U		<21	U		<21	U		<21	U		<21	U		<21	U	
		VMP-2-8.5-110711	11/7/2011	<0.068	U		<0.068	U		<0.068	U		<0.056	U		<0.046	U		<0.046	U		<0.045	U		<0.045	U		<0.045	U	
		VMP-2-8.5-012612	1/26/2012	<3	U		<3	U		<3	U		<2.5	U		<2	U		<2	U		<2	U		<2	U		<2	U	
		VMP-2-8.5-012612-DUP	1/26/2012	<3	U		<3	U		<3	U		<2.5	U		<2	U		<2	U		<2	U		<2	U		<2	U	
		VMP-2-8.5-041612	4/16/2012	<0.0059	U		<0.0059	U		<0.0059	J	U	0.0029	J		<0.004	U		0.0013	J		<0.0039	U		<0.0039	U		<0.0039	U	
		VMP-2-8.5-041612-Dup	4/16/2012	<0.006	U		<0.006	U		<0.006	J	U	0.003	J		<0.0041	U		0.0011	J		<0.004	U		<0.004	U		<0.004	U	
		VMP-2-8.5-071612	7/16/2012	0.0015	J	U	0.0018	J	U	0.0032	J	U	0.0029	J		<0.0045	U		0.0006	J		<0.0044	U		<0.0044	U		0.0011	J	U
		VMP-2-8.5-071612-Dup	7/16/2012	<0.0055	U		<0.0055	U		0.0016	J	U	0.0032	J		<0.0037	U		<0.0037	U		<0.0036	U		<0.0036	U		<0.0036	U	
	22 ft	VMP-2-22	11/3/2009	<1.7	U		<1.7	U		<1.7	U		<1.4	U		<1.1	U		<1.1	U		<1.1	U		<1.1	U		<1.1	U	
		VMP - 2 - 22 - 083110	8/31/2010	<4.2	U		<4.2	U		<4.2	U		<3.5	U		<2.8	U		<2.8	U		<2.8	U		<2.8	U		<2.8	U	
		VMP-2-22-111610	11/16/2010	<7.9	U		<7.9	U		<7.9	U		<6.5	U		<5.3	U		<5.3	U		<5.2	U		<5.2	U		<5.2	U	
		VMP-2-22-020411	2/4/2011	<3.6	U		<3.6	U		<3.6	U		<2.9	U		<2.4	U		<2.4	U		<2.4	U		<2.4	U		<2.4	U	
		VMP-2-22-041311	4/13/2011	<10	U		<10	U		<10	U		<8.6	U		<7.1	U		<7.1	U		<6.9	U		<6.9	U		<6.9	U	
		VMP-2-22-080211	8/2/2011	<42	U		<42	U		<42	U		<35	U		<28	U		<28	U		<28	U		<28	U		<28	U	
		VMP-2-22-110711	11/7/2011	<2.2	U		<2.2	U		<2.2	U		<1.8	U	UJ	<1.5	U		0.42	J		<1.5	U		<1.5	U		<1.5	U	
		VMP-2-22-012612	1/26/2012	<4.6	U		<4.6	U		<4.6	U		<3.8	U		<3.1	U		<3.1	U		<3.1	U		<3.1	U		<3.1	U	
		VMP-2-22-042712	4/27/2012	<0.0048	U		<0.0048	U		<0.0048	J	U	0.0026	J		<0.0032	U		<0.0032	U		<0.0032	U		<0.0032	U		<0.0032	U	
		VMP-2-22-071612	7/16/2012	0.0011	J	U	0.0014	J	U	0.0018	J	U	0.0029	J		<0.0038	U		<0.0038	U		<0.0038	U		<0.0038	U		<0.0038	U	
	42 ft	VMP-2-42	11/3/2009	<33	U		<33	U		<33	U		<27	U		<22	U		<22	U		<22	U		<22	U		<22	U	

TABLE 3
CUMULATIVE SUMMARY OF SOIL VAPOR ANALYTICAL DETECTIONS AND SCREENING RESULTS: VILLAGE - VOCS

Location	Depth	Sample ID	Sample Date	Dichloromethane (Methylene			1,2-Dichloropropane			cis-1,3-Dichloropropene			trans-1,3-Dichloropropene			1,4-Dioxane			Ethanol			Ethylbenzene			4-Ethyltoluene			Freon 113		
				5.6			0.062			0.9			0.9			0.22						1400								
				Result (mg/m^3)	Lab Qualifier	URS Qualifier	Result (mg/m^3)	Lab Qualifier	URS Qualifier	Result (mg/m^3)	Lab Qualifier	URS Qualifier	Result (mg/m^3)	Lab Qualifier	URS Qualifier	Result (mg/m^3)	Lab Qualifier	URS Qualifier	Result (mg/m^3)	Lab Qualifier	URS Qualifier	Result (mg/m^3)	Lab Qualifier	URS Qualifier	Result (mg/m^3)	Lab Qualifier	URS Qualifier	Result (mg/m^3)	Lab Qualifier	URS Qualifier
VMP-1	5 ft	VMP-1-5	11/2/2009	<0.41	U		<0.55	U		<0.54	U		<0.54	U		<1.7	U		<0.9	U		<0.52	U		<0.58	U		<0.91	U	
		VMP-1-5-082510	8/25/2010	<0.015	U		<0.02	U		<0.019	U		<0.019	U		0.015	J		0.03	J		<0.018	U		<0.021	U		<0.032	U	
		VMP-1-5-111710	11/17/2010	<0.018	U		<0.024	U		<0.023	U		<0.023	U		<0.074	U		0.0087	J		0.0052	J		<0.025	U		<0.039	U	
		VMP-1-5-020411	2/4/2011	<0.35	U		<0.47	U		<0.46	U		<0.46	U		<1.4	U		<0.76	U		<0.44	U		<0.5	U		<0.77	U	
		VMP-1-5-041211	4/12/2011	0.0012	J		<0.0061	U		<0.006	U		<0.006	U		<0.019	U		<0.0099	U		0.017			0.0018	J		<0.01	U	
		VMP-1-5-080111	8/1/2011	0.0098			<0.0061	U		<0.006	U		<0.006	U		<0.019	U		0.078			0.0026	J		0.0026	J		<0.01	U	
		VMP-1-5-110311	11/3/2011	2.9	J		<16	U		<16	U		<16	U		<50	U		<26	U		<15	U		<17	U		<27	U	
		VMP-1-5-013012	1/30/2012	0.37	J	J	<1.3	U		<1.3	U		<1.3	U		<4.2	U		<2.2	U		<1.3	U		<1.4	U		<2.2	U	
		VMP-1-5-041312	4/13/2012	<0.031	J	U	<0.0041	U		<0.0041	U		<0.0041	U		<0.013	U		0.02			0.0015	J		<0.0044	U		<0.0068	U	
		VMP-1-5-071612	7/16/2012	0.0028	J		<0.0042	U		<0.0042	U		<0.0042	U		<0.013	U		0.16			0.014			0.0048			<0.007	U	
	8.5 ft	VMP-1-8.5	11/2/2009	<0.57	U		<0.76	U		<0.74	U		<0.74	U		<2.4	U		<1.2	U		<0.71	U		<0.8	U		<1.2	U	
		VMP-1-8.5-082510	8/25/2010	<0.045	U		<0.059	U		<0.058	U		<0.058	U		<0.18	U		<0.097	U		<0.056	U		<0.063	U		<0.098	U	
		VMP-1-8.5-111710	11/17/2010	<0.0086	U		<0.011	U		<0.011	U		<0.011	U		<0.036	U		0.011	J		0.0048	J		<0.012	U		<0.019	U	
		VMP-1-8.5-111710-Dup	11/17/2010	<0.0086	U		<0.011	U		<0.011	U		<0.011	U		<0.036	U		0.009	J		0.0031	J		<0.012	U		<0.019	U	
		VMP-1-8.5-020411	2/4/2011	<0.69	U		<0.92	U		<0.9	U		<0.9	U		<2.9	U		2.1			<0.86	U		<0.98	U		<1.5	U	
		VMP-1-8.5-041211	4/12/2011	<0.006	U		<0.008	U		<0.0079	U		<0.0079	U		<0.025	U		<0.013	J	U	0.01			0.0023	J		<0.013	U	
		VMP-1-8.5-080111	8/1/2011	<2.5	U		<3.3	U		<3.3	U		<3.3	U		<10	U		<5.4	U		<3.1	U		<3.5	U		<5.5	U	
		VMP-1-8.5-080111-Dup	8/1/2011	<2.4	U		<3.2	U		<3.2	U		<3.2	U		<10	U		<5.3	U		<3.1	U		<3.5	U		<5.4	U	
		VMP-1-8.5-110311	11/3/2011	<28	U		<37	U		<36	U		<36	U		<120	U		<61	U		<35	U		<40	U		<62	U	
		VMP-1-8.5-013012	1/30/2012	1.9	J		<8.1	U		<7.9	U		<7.9	U		<25	U		<13	U		<7.6	U		<8.6	U		<13	U	
		VMP-1-8.5-041612	4/16/2012	<0.037	J	U	<0.0049	U		<0.0048	U		0.0018	J		<0.015	U		0.0089		J	0.0039	J		<0.0052	U		<0.0081	U	
		VMP-1-8.5-041612-Dup	4/16/2012	<0.036	J	U	<0.0048	U		<0.0047	U		0.0014	J		<0.015	U		0.013		J	0.0036	J		0.00098	J		<0.0079	U	
		VMP-1-8.5-071612	7/16/2012	0.0021	J	U	<0.0042	U		<0.0042	U		<0.0042	U		<0.013	U		0.13			0.0072			0.0032	J		<0.007	U	
	23.5 ft	VMP-1-23.5	11/2/2009	<1.4	U		<1.8	U		<1.8	U		<1.8	U		<5.7	U		<3	U		<1.7	U		<1.9	U		<3	U	
		VMP - 1 - 23.5 - 083010	8/30/2010	<1.6	U		<2.1	U		<2	U		<2	U		<6.5	U		<3.4	U		<1.9	U		<2.2	U		<3.4	U	
		VMP-1-23.5-111810	11/17/2010	0.00074	J		0.0014	J		<0.0056	U		<0.0056	U		<0.018	U		0.0087	J		0.0015	J		<0.0061	U		<0.0095	U	
		VMP-1-23.5-020411	2/4/2011	<4	U		<5.4	U		<5.3	U		<5.3	U		<17	U		<8.8	U		<5	U		<5.7	U		<8.9	U	
		VMP-1-23.5-041211	4/12/2011	2.6	J		<8.8	U		<8.6	U		<8.6	U		<27	U		4.9	J		0.93	J		<9.3	U		<14	U	
		VMP-1-23.5-041211-DUP	4/12/2011	1.5	J		<11	U		<11	U		<11	U		<34	U		<18	U		1.3	J		<12	U		<18	U	
		VMP-1-23.5-080111	8/1/2011	<45	U		<60	U		<58	U		<58	U		<180	U		<97	U		<56	U		<63	U		<99	U	
		VMP-1-23.5-110611	11/6/2011	3	J		<14	U		<14	U		<14	U		<44	U		<23	U		<13	U		<15	U		<23	U	
		VMP-1-23.5-013112	1/31/2012	<21	U		<28	U		<27	U		<27	U		<86	U		<45	U		<26	U		<29	U		<46	U	
		VMP-1-23.5-041612	4/16/2012	<1.6	U		3.3			<2.2	U		<2.2	U		<6.9	U		<3.6	U		<2.1	U		<2.3	U		<3.6	U	
		VMP-1-23.5-071612	7/16/2012	<21	U		<28	U		<27	U		<27	U		<87	U		<45	U		<26	U		<30	U		<46	U	
	38.5 ft	VMP-1-38.5	11/2/2009	<3.9	U		<5.2	U		<5.1	U		<5.1	U		<16	U		<8.4	U		<4.9	U		<5.5	U		<8.6	U	
		VMP-1-38.5-073112	7/31/2012	0.0043	J	U	<0.0043	U		<0.0042	U		<0.0042	U		<0.013	U		0.053			0.0018	J		0.00085	J		<0.0072	U	
VMP-2	5 ft	VMP-2-5	11/2/2009	<0.5	U		<0.67	U		<0.66	U		<0.66	U		<2.1	U		<1.1	U		<0.63	U		<0.72	U		<1.1	U	
		VMP - 2 - 5 - 083110	8/31/2010	<1.6	U		<2.1	U		<2	U		<2	U		<6.5	U		<3.4	U		<1.9	U		<2.2	U		<3.4	U	
		VMP-2-5-111610	11/16/2010	<2.3	U		<3	U		<3	U		<3	U		<9.5	U		<5	U		<2.9	U		<3.2	U		<5	U	
		VMP-2-5-020411	2/4/2011	<0.6	U		<0.8	U		<0.78	U		<0.78	U		<2.5	U		<1.3	U		<0.75	U		<0.85	U		<1.3	U	
		VMP-2-5-041311	4/13/2011	0.00083	J		<0.0064	U		<0.0063	U		<0.0063	U		<0.02	U		0.0071	J		0.0096			0.0011	J		<0.011	U	
		VMP-2-5-080211	8/2/2011	<5	U		<6.7	U		<6.6	U		<6.6	U		<21	U		<11	U		<6.3	U		<7.1	U		<11	U	
		VMP-2-5-110711	11/7/2011	0.0012	J		0.0005	J		<0.0039	U		<0.0039	U		<0.012	U		0.036			0.00091	J		0.0012	J		<0.0066	U	
		VMP-2-5-012512	1/25/2012	1			<0.45	U		<0.44	U		<0.44	U		<1.4	U		0.93			0.058	J		<0.48	U		<0.74	U	
		VMP-2-5-042512	4/25/2012	<0.13	U		<0.018	U		<0.017	U		<0.017	U		<0.055	U		0.1			0.0056	J		<0.019	U		<0.029	U	
		VMP-2-5-071612	7/16/2012	0.0022	J		<0.0043	U		<0.0042	U		<0.0042	U		0.016			0.14			0.008			0.0052			<0.0071	U	
	8.5 ft	VMP-2-8.5	11/3/2009	<0.18	U	UJ	<0.24	U		<0.23	U		<0.23	U		<0.74	U		<0.38	U		<0.22	U		<0.25	U		<0.39	U	
		VMP-2-8.5-D	11/3/2009	<0.19	U	UJ	<0.25	U		<0.24	U		<0.24	U		<0.78	U		<0.41	U		<0.23	U		<0.26	U		<0.41	U	
		VMP - 2 - 8.5 - 083110	8/31/2010	<1.6	U		<2.1	U		<2.1	U		<2.1	U		<6.6	U		<3.5	U		<2	U		<2.3	U		<3.5	U	
		VMP-2-8.5-111610	11/16/2010	<4.4	U		<5.8	U		<5.7	U		<5.7	U		<18	U		<9.5	U		<5.5	U		<6.2	U		<9.6	U	
		VMP-2-8.5-020411	2/4/2011	<1.5	U		<2	U		<2	U		<2	U		<6.2	U		<3.2	U		<1.9	U		<2.1	U		<3.3	U	
		VMP-2-8.5-041311	4/13/2011	<0.46	U		<0.61	U		<0.6	U		<0.6	U		<1.9	U		<0.99	U		<0.57	U		<0.65	U		<1	U	
		VMP-2-8.5-080211	8/2/2011	<18	U		<24	U		<24	U		<24	U		<76	U		<40	U		<23	U		<26	U		<41	U	
		VMP-2-8.5-110711	11/7/2011	<0.04	U		<0.053	U		<0.052	U		<0.052	U		<0.16	U		0.035	J		<0.049	U		<0.056	U		<0.087	U	
		VMP-2-8.5-012612	1/26/2012	<1.8	U		<2.3	U		<2.3	U		<2.3	U		<7.3	U		<3.8	U		<2.2	U		<2.5	U		<3.9	U	
		VMP-2-8.5-012612-DUP	1/26/2012	<1.8	U		<2.3	U		<2.3	U		<2.3	U		<7.3	U		<3.8	U		<2.2	U		<2.5	U		<3.9	U	
		VMP-2-8.5-041612	4/16/2012	<0.034	J	U	<0.0045	U		<0.0044	U		<0.0044	U		<0.014	U		0.012		J	0.0043			0.0014	J		<0.0075	U	
		VMP-2-8.5-041612-Dup	4/16/2012	<0.035	J	U	<0.0046	U		<0.0046	U		0.0013	J		<0.014	U		0.0094		J	0.0047			0.0011	J		<0.0077	U	
		VMP-2-8.5-071612	7/16/2012	0.0018	J	U	<0.0052	U		0.001	J	U	0.002	J		<0.016	U		0.12			0.0067			0.0049	J		<0.0086	U	
		VMP-2-8.5-071612-Dup	7/16/2012	0.0022	J		<0.0042	U		<0.0042	U		<0.0042	U		<0.013	U		0.1			0.0084			0.0092			<0.007	U	
	22 ft	VMP-2-22	11/3/2009	<0.97	U		<1.3	U		<1.3	U		<1.3	U		<4	U		<2.1	U		<1.2	U		<1.4	U		<2.1	U	
		VMP - 2 - 22 - 083110	8/31/2010	<2.4	U		<3.2	U		<3.2	U		<3.2	U		<10	U		<5.3	U		<3.1	U		<3.5	U		<5.4	U	
		VMP-2-22-111610	11/16/2010	<4.6	U		<6.1	U		<6	U		<6	U		<19	U		<9.9	U		<5.7	U		<6.5	U		<10	U	
		VMP-2-22-020411	2/4/2011	<2.1	U		<2.7	U		<2.7	U		<2.7	U		<8.6	U		<4.5	U		<2.6	U		<2.9	U		<4.6	U	
		VMP-2-22-041311	4/13/2011	<6.1	U		<8.1	U		<7.9	U		<7.9	U		<25	U		<13	U		<7.6	U		<8.6	U		<13	U	
		VMP-2-22-080211	8/2/2011	<24	U		<32	U		<32	U		<32	U		<100	U		<53	U		<31	U		<35	U		<54	U	
		VMP-2-22-110711	11/7/2011	<1.3	U		<1.7	U		<1.7	U		<1.7	U		<5.4	U		0.68	J		<1.6	U		<1.8	U		<2.9	U	
		VMP-2-22-012612	1/26/2012	<2.7	U		<3.6	U		<3.5	U		<3.5	U		<11	U		<5.8	U		<3.4	U		<3.8	U		<5.9	U	
		VMP-2-22-042712	4/27/2012	<0.028	J	U	<0.0037	U		<0.0036	U		<0.0036	U		<0.012	U		0.017			0.002	J		0.0012	J		<0.0062	U	
		VMP-2-22-071612	7/16/2012	0.0026	J		<0.0044	U		<0.0043	U		0.001	J	U	<0.014	U		0.28			0.01			0.0077			<0.0073	U	
	42 ft	VMP-2-42	11/3/2009	<19	U		<25	U		<25	U		<25	U		<79	U		<41	U	UJ	130			<27	U		<42	U	

SEE PAGES 50 THROUGH 56 OF TABLE FOR NOTES

TABLE 3
CUMULATIVE SUMMARY OF SOIL VAPOR ANALYTICAL DETECTIONS AND SCREENING RESULTS: VILLAGE - VOCS

Location	Depth	Sample ID	Sample Date	Freon 114			Heptane			Hexachlorobutadiene			Hexane			2-Hexanone (Methyl N-Butyl			Isopentane			Isopropylbenzene (Cumene) 600			4-Methyl-2-pentanone (Methyl			Methyl tert-Butyl Ether (MTBE) 3400		
				Result (mg/m^3)	Lab Qualifier	URS Qualifier	Result (mg/m^3)	Lab Qualifier	URS Qualifier	Result (mg/m^3)	Lab Qualifier	URS Qualifier	Result (mg/m^3)	Lab Qualifier	URS Qualifier	Result (mg/m^3)	Lab Qualifier	URS Qualifier	Result (mg/m^3)	Lab Qualifier	URS Qualifier	Result (mg/m^3)	Lab Qualifier	URS Qualifier	Result (mg/m^3)	Lab Qualifier	URS Qualifier	Result (mg/m^3)	Lab Qualifier	URS Qualifier
VMP-1	5 ft	VMP-1-5	11/2/2009	<0.83	U		3.8			<5.1	U		53			<1.9	U					<0.58	U		<0.49	U		<0.43	U	
		VMP-1-5-082510	8/25/2010	<0.03	U		<0.017	U		<0.18	U		0.025			<0.07	U					<0.021	U		<0.017	U		<0.015	U	
		VMP-1-5-111710	11/17/2010	<0.036	U		0.16			<0.22	U		0.4			<0.084	U					<0.025	U		<0.021	U		<0.018	U	
		VMP-1-5-020411	2/4/2011	<0.71	U		<0.41	U		<4.3	U		9.4			<1.6	U					<0.5	U		<0.41	U		<0.36	U	
		VMP-1-5-041211	4/12/2011	<0.0092	U		0.45			<0.056	U		0.53			<0.022	U		0.099			0.0019	J		<0.0054	U		<0.0048	U	
		VMP-1-5-080111	8/1/2011	<0.0092	U		0.012			<0.056	U		0.037			0.0024	J		0.45			0.03			0.081			<0.0048	U	
		VMP-1-5-110311	11/3/2011	<24	U		<14	U		<150	U		13			<57	U		2100			<17	U		<14	U		<13	U	
		VMP-1-5-013012	1/30/2012	<2	U		11		J	<12	U		66		J	<4.8	U		3000		J	<1.4	U		<1.2	U		<1	U	
		VMP-1-5-041312	4/13/2012	<0.0062	U		0.0098			<0.038	U		0.0078			<0.015	U		0.011			0.007			0.025			<0.0032	U	
		VMP-1-5-071612	7/16/2012	<0.0064	U		0.093			<0.039	U		0.085			0.0041	J		0.042			0.062			0.3			<0.0033	U	
	8.5 ft	VMP-1-8.5	11/2/2009	<1.1	U		1.7			<7	U		16			<2.7	U					<0.8	U		<0.67	U		<0.59	U	
		VMP-1-8.5-082510	8/25/2010	<0.09	U		<0.053	U		<0.55	U		<0.045	U		<0.21	U					<0.063	U		<0.053	U		<0.046	U	
		VMP-1-8.5-111710	11/17/2010	<0.017	U		0.075			<0.1	U		0.088			<0.04	U					<0.012	U		<0.01	U		<0.0089	U	
		VMP-1-8.5-111710-Dup	11/17/2010	<0.017	U		0.06			<0.1	U		0.076			<0.04	U					<0.012	U		<0.01	U		0.00094	J	
		VMP-1-8.5-020411	2/4/2011	<1.4	U		<0.81	U		<8.5	U		11			<3.2	U					<0.98	U		<0.81	U		<0.72	U	
		VMP-1-8.5-041211	4/12/2011	<0.012	U		0.17			<0.074	U		0.14			<0.028	U		0.046			0.0013	J		<0.0071	U		<0.0063	U	
		VMP-1-8.5-080111	8/1/2011	<5	U		<3	U		<31	U		5.1			<12	U		1300			<3.5	U		<2.9	U		<2.6	U	
		VMP-1-8.5-080111-Dup	8/1/2011	<4.9	U		<2.9	U		<30	U		17			<12	U		1300			<3.5	U		<2.9	U		<2.5	U	
		VMP-1-8.5-110311	11/3/2011	<56	U		<33	U		<340	U		36			<130	U		4500			<40	U		<33	U		<29	U	
		VMP-1-8.5-013012	1/30/2012	<12	U		10			<75	U		58			<29	U		3200		J	<8.6	U		<7.2	U		<6.3	U	
		VMP-1-8.5-041612	4/16/2012	<0.0074	U		0.0094			<0.045	U		0.0059			<0.017	U		0.1		J	0.0094			0.024			<0.0038	U	
		VMP-1-8.5-041612-Dup	4/16/2012	<0.0072	U		0.009			<0.044	U		0.0061			<0.017	U		0.19		J	0.0097			0.022			<0.0037	U	
		VMP-1-8.5-071612	7/16/2012	<0.0064	U		0.016			<0.039	U		0.01			0.0033	J		0.0055	J		0.067			0.26			<0.0033	U	
	23.5 ft	VMP-1-23.5	11/2/2009	<2.8	U		24			<17	U		140			<6.5	U					<1.9	U		<1.6	U		<1.4	U	
		VMP - 1 - 23.5 - 083010	8/30/2010	<3.1	U		44			<19	U		260			<7.3	U					<2.2	U		<1.8	U		<1.6	U	
		VMP-1-23.5-111810	11/17/2010	<0.0086	U		0.015			<0.053	U		0.016			<0.02	U					<0.0061	U		<0.005	U		0.00052	J	
		VMP-1-23.5-020411	2/4/2011	<8.1	U		<4.8	U		<50	U		300			<19	U					<5.7	U		<4.8	U		<4.2	U	
		VMP-1-23.5-041211	4/12/2011	<13	U		4.2	J		<81	U		9.7			<31	U		900		J	<9.3	U		<7.8	U		<6.8	U	
		VMP-1-23.5-041211-DUP	4/12/2011	<17	U		6.8	J		<100	U		14			<39	U		1300		J	<12	U		<9.8	U		<8.6	U	
		VMP-1-23.5-080111	8/1/2011	<90	U		49	J		<550	U		320			<210	U		16000			<63	U		<53	U		<46	U	
		VMP-1-23.5-110611	11/6/2011	<21	U		18			<130	U		58			<50	U		6000			<15	U		<12	U		<11	U	
		VMP-1-23.5-013112	1/31/2012	<42	U		11	J		<260	U		92			<98	U		5600			<29	U		<24	U		<22	U	
		VMP-1-23.5-041612	4/16/2012	<3.3	U		<2	U		<20	U		7			<7.8	U		940			1.7	J		<2	U		<1.7	U	
		VMP-1-23.5-071612	7/16/2012	<42	U		<25	U		<260	U		180			<99	U		6500			<30	U		<25	U		<22	U	
	38.5 ft	VMP-1-38.5	11/2/2009	<7.8	U		130			<48	U		1000			<18	U					<5.5	U		<4.6	U		<4	U	
		VMP-1-38.5-073112	7/31/2012	<0.0065	U		0.0024	J		<0.04	U		<0.0033	U		0.0024	J		0.0088	J		0.032			0.069			0.0004	J	
VMP-2	5 ft	VMP-2-5	11/2/2009	<1	U		1.3			<6.2	U		13			<2.4	U					<0.72	U		<0.6	U		<0.52	U	
		VMP - 2 - 5 - 083110	8/31/2010	<3.1	U		<1.8	U		<19	U		<1.6	U		<7.3	U					<2.2	U		<1.8	U		<1.6	U	
		VMP-2-5-111610	11/16/2010	<4.6	U		<2.7	U		<28	U		42			<11	U					<3.2	U		<2.7	U		<2.4	U	
		VMP-2-5-020411	2/4/2011	<1.2	U		<0.71	U		<7.4	U		2.7			<2.8	U					<0.85	U		<0.71	U		<0.62	U	
		VMP-2-5-041311	4/13/2011	<0.0097	U		0.13			<0.059	U		0.087			<0.023	U		0.1			0.0013	J		<0.0057	U		0.00046	J	
		VMP-2-5-080211	8/2/2011	<10	U		<5.9	U		<62	U		32			<24	U		6800			<7.1	U		<5.9	U		<5.2	U	
		VMP-2-5-110711	11/7/2011	<0.006	U		0.0019	J		<0.036	U		<0.003	J	U	0.00074	J		<0.01	U		0.0044			0.033			<0.0031	U	
		VMP-2-5-012512	1/25/2012	<0.68	U		<0.4	U		<4.1	U		0.57			<1.6	U		2.3			<0.48	U		<0.4	U		<0.35	U	
		VMP-2-5-042512	4/25/2012	<0.027	U		0.15			<0.16	U		0.32			<0.062	U		0.31			0.033			0.27			<0.014	U	
		VMP-2-5-071612	7/16/2012	<0.0065	U		0.02			<0.04	U		0.024			0.0046	J		0.22			0.079			0.31			<0.0034	U	
	8.5 ft	VMP-2-8.5	11/3/2009	<0.36	U		<0.21	U		<2.2	U		<0.18	U		<0.84	U					<0.25	U		<0.21	U		<0.18	U	
		VMP-2-8.5-D	11/3/2009	<0.38	U		<0.22	U		<2.3	U		<0.19	U		<0.88	U					<0.26	U		<0.22	U		<0.19	U	
		VMP - 2 - 8.5 - 083110	8/31/2010	<3.2	U		<1.9	U		<20	U		38			<7.5	U					<2.3	U		<1.9	U		<1.6	U	
		VMP-2-8.5-111610	11/16/2010	<8.8	U		<5.2	U		<54	U		54			<21	U					<6.2	U		<5.2	U		<4.5	U	
		VMP-2-8.5-020411	2/4/2011	<3	U		<1.8	U		<18	U		6.1			<7	U					<2.1	U		<1.8	U		<1.6	U	
		VMP-2-8.5-041311	4/13/2011	<0.92	U		0.38	J		<5.6	U		0.16	J		<2.2	U		3.5			0.18	J		0.18	J		<0.47	U	
		VMP-2-8.5-080211	8/2/2011	<37	U		<22	U		<230	U		56			<87	U		8300			<26	U		<22	U		<19	U	
		VMP-2-8.5-110711	11/7/2011	<0.08	U		<0.047	U		<0.49	U		<0.04	U		<0.19	U		<0.13	U		<0.056	U		0.017	J		<0.041	U	
		VMP-2-8.5-012612	1/26/2012	<3.5	U		<2.1	U		<22	U		1.7	J		<8.3	U		860			<2.5	U		<2.1	U		<1.8	U	
		VMP-2-8.5-012612-DUP	1/26/2012	<3.5	U		<2.1	U		<22	U		2.3		J	<8.3	U		1000		J	<2.5	U		<2.1	U		<1.8	U	
		VMP-2-8.5-041612	4/16/2012	<0.0068	U		0.006			<0.042	U		0.0037			<0.016	U		0.032			0.0084			0.028			<0.0035	U	
		VMP-2-8.5-041612-Dup	4/16/2012	<0.007	U		0.0053			<0.043	U		0.0037			<0.016	U		0.012			0.0088			0.028			<0.0036	U	
		VMP-2-8.5-071612	7/16/2012	<0.0078	U		0.0048			<0.048	U		0.0083			0.0038	J		0.056		J	0.032			0.13			<0.004	U	
		VMP-2-8.5-071612-Dup	7/16/2012	<0.0064	U		0.0059			<0.039	U		0.0085			0.0052	J		0.02		J	0.035			0.13			<0.0033	U	
	22 ft	VMP-2-22	11/3/2009	<2	U		1.6			<12	U		13			<4.6	U					<1.4	U		<1.1	U		<1	U	
		VMP - 2 - 22 - 083110	8/31/2010	<4.9	U		<2.9	U		<30	U		63			<12	U					<3.5	U		<2.9	U		<2.5	U	
		VMP-2-22-111610	11/16/2010	<9.2	U		<5.4	U		<56	U		78			<22	U					<6.5	U		<5.4	U		<4.8	U	
		VMP-2-22-020411	2/4/2011	<4.2	U		<2.4	U		<25	U		35			<9.7	U					<2.9	U		<2.4	U		<2.1	U	
		VMP-2-22-041311	4/13/2011	<12	U		<7.2	U		<74	U		1.7	J		<28	U		1400			<8.6	U		1.6	J		<6.3	U	
		VMP-2-22-080211	8/2/2011	<49	U		<29	U		<300	U		59			<120	U		8600			<35	U		<29	U		<25	U	
		VMP-2-22-110711	11/7/2011	<2.6	U		<1.5	U		<16	U		0.47	J		<6.1	U		560			<1.8	U		<1.5	U		<1.3	U	
		VMP-2-22-012612	1/26/2012	<5.4	U		<3.2	U		<33	U		3.6		J	<13	U		1200		J	<3.8	U		<3.2	U		<2.8	U	
		VMP-2-22-042712	4/27/2012	<0.0056	U		0.0032	J		<0.034	U		0.0051			<0.013	U		0.031			0.0088			0.077			<0.0029	U	
		VMP-2-22-071612	7/16/2012	<0.0066	U		0.028			<0.04	U		0.034			0.0058	J		0.04			0.065			0.29			<0.0034	U	
	42 ft	VMP-2-42	11/3/2009	<38	U		1800			<230	U		7000			<90	U					<27	U		<22	U		<20	U	

SEE PAGES 50 THROUGH 56 OF TABLE FOR NOTES

TABLE 3
CUMULATIVE SUMMARY OF SOIL VAPOR ANALYTICAL DETECTIONS AND SCREENING RESULTS: VILLAGE - VOCS

Location	Depth	Sample ID	Sample Date	2-Propanol			n-Propylbenzene			Styrene			1,1,2,2-Tetrachloroethane			Tetrachloroethene			Tetrahydrofuran			Toluene			1,2,4-Trichlorobenzene			1,1,1-Trichloroethane (Methyl		
										1400						0.55						6200			11			6600		
				Result (mg/m^3)	Lab Qualifier	URS Qualifier	Result (mg/m^3)	Lab Qualifier	URS Qualifier	Result (mg/m^3)	Lab Qualifier	URS Qualifier	Result (mg/m^3)	Lab Qualifier	URS Qualifier	Result (mg/m^3)	Lab Qualifier	URS Qualifier	Result (mg/m^3)	Lab Qualifier	URS Qualifier	Result (mg/m^3)	Lab Qualifier	URS Qualifier	Result (mg/m^3)	Lab Qualifier	URS Qualifier	Result (mg/m^3)	Lab Qualifier	URS Qualifier
VMP-1	5 ft	VMP-1-5	11/2/2009	<1.2	U		<0.58	U		<0.51	U		<0.82	U		<0.81	U		<0.35	U		0.63			<3.5	U		<0.65	U	
		VMP-1-5-082510	8/25/2010	<0.042	U		<0.021	U		<0.018	U		<0.029	U		<0.029	U		<0.012	U		0.0031	J		<0.13	U		<0.023	U	
		VMP-1-5-111710	11/17/2010	<0.051	U		<0.025	U		0.0059	J		<0.035	U		<0.035	U		<0.015	U		<0.019	U		<0.15	U		<0.028	U	
		VMP-1-5-020411	2/4/2011	1.9			<0.5	U		<0.43	U		<0.69	U		<0.68	U		<0.3	U		<0.38	U		<3	U		<0.55	U	
		VMP-1-5-041211	4/12/2011	0.0032	J		0.0038	J		<0.0056	U		<0.0091	U		0.002	J		<0.0039	U		0.0024	J		<0.039	J	U	<0.0072	U	
		VMP-1-5-080111	8/1/2011	0.026			0.0013	J		0.0021	J		<0.0091	U		<0.009	U		0.0016	J		0.032			<0.039	U		<0.0072	U	
		VMP-1-5-110311	11/3/2011	<34	U		<17	U		<15	U		<24	U		<24	U		<10	U		<13	U		<100	U		<19	U	
		VMP-1-5-013012	1/30/2012	<2.9	U		<1.4	U		<1.2	U		<2	U		<2	U		<0.86	U		<1.1	U		<8.6	U		<1.6	U	
		VMP-1-5-041312	4/13/2012	0.04			<0.0044	U		<0.0038	U		<0.0061	U		<0.0061	J	U	<0.0026	J	U	0.0073			<0.026	U		<0.0049	U	
		VMP-1-5-071612	7/16/2012	0.13			0.0027	J		0.0038	J		<0.0063	U		0.0039	J		<0.0027	U		0.14			<0.027	U		0.0012	J	U
	8.5 ft	VMP-1-8.5	11/2/2009	<1.6	U		<0.8	U		<0.7	U		<1.1	U		<1.1	U		<0.48	U		<0.62	U		<4.8	U		<0.89	U	
		VMP-1-8.5-082510	8/25/2010	<0.13	U		<0.063	U		<0.055	U		<0.088	U		<0.087	U		<0.038	U		<0.048	U		<0.38	U		<0.07	U	
		VMP-1-8.5-111710	11/17/2010	<0.024	U		0.0022	J		0.0034	J		<0.017	U		<0.017	U		<0.0073	U		<0.0093	U		<0.073	U		<0.013	U	
		VMP-1-8.5-111710-Dup	11/17/2010	0.015	J		0.0021	J		0.0022	J		<0.017	U		<0.017	U		<0.0073	U		0.002	J		<0.073	U		<0.013	U	
		VMP-1-8.5-020411	2/4/2011	<2	U		<0.98	U		<0.84	U		<1.4	U		<1.3	U		<0.58	U		<0.75	U		<5.9	U		<1.1	U	
		VMP-1-8.5-041211	4/12/2011	<0.017	U		0.0025	J		<0.0074	U		<0.012	U		0.00097	J		<0.0051	U		0.0022	J		<0.052	J	U	<0.0095	U	
		VMP-1-8.5-080111	8/1/2011	<7.1	U		<3.5	U		<3.1	U		<4.9	U		<4.9	U		<2.1	U		<2.7	U		<21	U		<3.9	U	
		VMP-1-8.5-080111-Dup	8/1/2011	<6.9	U		<3.5	U		<3	U		<4.8	U		<4.8	U		<2.1	U		<2.6	U		<21	U		<3.8	U	
		VMP-1-8.5-110311	11/3/2011	<79	U		<40	U		<34	U		<55	U		<55	U		<24	U		<30	U		<240	U		<44	U	
		VMP-1-8.5-013012	1/30/2012	<17	U		<8.6	U		<7.4	U		<12	U		<12	U		<5.2	U		<6.6	U		<52	U		<9.5	U	
		VMP-1-8.5-041612	4/16/2012	0.021			0.00093	J		<0.0045	U		<0.0073	U		<0.0072	U		<0.0031	U		0.012			<0.031	J	U	<0.0058	J	U
		VMP-1-8.5-041612-Dup	4/16/2012	0.022			0.00083	J		<0.0044	U		<0.0071	U		<0.007	U		<0.003	U		0.014			<0.03	J	U	<0.0056	J	U
		VMP-1-8.5-071612	7/16/2012	0.097			0.0011	J	U	0.0034	J		<0.0063	U		0.0035	J		0.0049			0.11			<0.027	U		0.0012	J	U
	23.5 ft	VMP-1-23.5	11/2/2009	<3.9	U		<1.9	U		<1.7	U		<2.7	U		<2.7	U		<1.2	U		<1.5	U		<12	U		<2.2	U	
		VMP - 1 - 23.5 - 083010	8/30/2010	<4.4	U		<2.2	U		<1.9	U		<3.1	U		<3	U		<1.3	U		<1.7	U		<13	U		<2.4	U	
		VMP-1-23.5-111810	11/17/2010	0.0052	J		<0.0061	U		0.003	J		<0.0085	U		<0.0084	J	U	<0.0036	U		0.001	J		<0.037	U		<0.0067	U	
		VMP-1-23.5-020411	2/4/2011	<11	U		<5.7	U		<5	U		<8	U		<7.9	U		<3.4	U		<4.4	U		<34	U		<6.4	U	
		VMP-1-23.5-041211	4/12/2011	12	J		<9.3	U		<8.1	U		<13	U		<13	U		<5.6	U		1.9	J		<56	U		<10	U	
		VMP-1-23.5-041211-DUP	4/12/2011	8.1	J		<12	U		<10	U		<16	U		<16	U		<7.1	U		<9	U		<71	U		<13	U	
		VMP-1-23.5-080111	8/1/2011	14	J		<63	U		<55	U		<88	U		<88	U		<38	U		<49	U		<380	U		<70	U	
		VMP-1-23.5-110611	11/6/2011	<30	U		<15	U		<13	U		<21	U		5.4	J		<9	U		5.1	J		<90	U		<17	U	
		VMP-1-23.5-013112	1/31/2012	<59	U		<29	U		<26	U		<41	U		<41	U		<18	U		<23	U		<180	U		<33	U	
		VMP-1-23.5-041612	4/16/2012	<4.7	U		<2.3	U		<2	U		<3.3	U		<3.2	U		<1.4	U		<1.8	U		<14	U		<2.6	U	
		VMP-1-23.5-071612	7/16/2012	<59	U		<30	U		<26	U		<41	U		<41	U		<18	U		<23	U		<180	U		<33	U	
	38.5 ft	VMP-1-38.5	11/2/2009	<11	U		<5.5	U		<4.8	U		<7.7	U		<7.6	U		<3.3	U		<4.2	U		<33	U		<6.1	U	
		VMP-1-38.5-073112	7/31/2012	0.013			0.00058	J		0.0021	J		<0.0064	U		<0.0063	U		0.001	J		0.049			<0.028	U		<0.0051	U	
VMP-2	5 ft	VMP-2-5	11/2/2009	<1.4	U		<0.72	U		<0.62	U		<1	U		<0.99	U		<0.43	U		<0.55	U		<4.3	U		<0.79	U	
		VMP - 2 - 5 - 083110	8/31/2010	<4.4	U		<2.2	U		<1.9	U		<3.1	U		<3	U		<1.3	U		<1.7	U		<13	U		<2.4	U	
		VMP-2-5-111610	11/16/2010	<6.5	U		<3.2	U		<2.8	U		<4.5	U		<4.5	U		<1.9	U		<2.5	U		<20	U		<3.6	U	
		VMP-2-5-020411	2/4/2011	<1.7	U		<0.85	U		<0.73	U		<1.2	U		<1.2	U		<0.51	U		<0.65	U		<5.1	U		<0.94	U	
		VMP-2-5-041311	4/13/2011	<0.014	U		0.0022	J		<0.0059	U		<0.0095	U		0.0042	J		<0.0041	U		0.0046	J		<0.041	U		<0.0076	U	
		VMP-2-5-080211	8/2/2011	<14	U		<7.1	U		<6.2	U		<9.9	U		<9.8	U		<4.3	U		<5.4	U		<43	U		<7.9	U	
		VMP-2-5-110711	11/7/2011	0.016			0.00028	J		<0.0036	U		<0.0059	U		<0.0058	J	U	<0.0025	U		0.01			<0.025	U		<0.0047	U	
		VMP-2-5-012512	1/25/2012	0.75	J		<0.48	U		<0.41	U		<0.66	U		<0.66	U		<0.29	U		1.3			<2.9	U		<0.53	U	
		VMP-2-5-042512	4/25/2012	0.04			<0.019	U		<0.016	U		<0.026	U		0.0065	J		<0.011	U		0.038			<0.11	U		<0.021	U	
		VMP-2-5-071612	7/16/2012	0.1			0.0014	J	U	0.0041			<0.0064	U		0.004	J		0.0048			0.13			<0.028	U		0.00094	J	U
	8.5 ft	VMP-2-8.5	11/3/2009	<0.5	U		<0.25	U		<0.22	U		<0.35	U		<0.34	U		<0.15	U		<0.19	U		<1.5	U		<0.28	U	
		VMP-2-8.5-D	11/3/2009	<0.53	U		<0.26	U		<0.23	U		<0.37	U		<0.37	U		<0.16	U		<0.2	U		<1.6	U		<0.29	U	
		VMP - 2 - 8.5 - 083110	8/31/2010	<4.5	U		<2.3	U		<2	U		<3.2	U		<3.1	U		<1.4	U		<1.7	U		<14	U		<2.5	U	
		VMP-2-8.5-111610	11/16/2010	<12	U		<6.2	U		<5.4	U		<8.6	U		<8.5	U		<3.7	U		<4.7	U		<37	U		<6.9	U	
		VMP-2-8.5-020411	2/4/2011	<4.2	U		<2.1	U		<1.8	U		<3	U		<2.9	U		<1.3	U		<1.6	U		<13	U		<2.3	U	
		VMP-2-8.5-041311	4/13/2011	<1.3	U		<0.65	U		<0.56	U		<0.9	U		<0.89	U		<0.39	U		0.035	J		<3.9	U		0.078	J	
		VMP-2-8.5-080211	8/2/2011	11	J		<26	U		<22	U		<36	U		<36	U		<16	U		<20	U		<160	U		<29	U	
		VMP-2-8.5-110711	11/7/2011	<0.11	U		<0.056	U		<0.048	U		<0.078	U		<0.077	U		<0.034	U		0.01	J		<0.34	U		<0.062	U	
		VMP-2-8.5-012612	1/26/2012	<5	U		<2.5	U		<2.2	U		<3.5	U		<3.4	U		<1.5	U		<1.9	U		<15	U		<2.8	U	
		VMP-2-8.5-012612-DUP	1/26/2012	<5	U		<2.5	U		<2.2	U		<3.5	U		<3.4	U		<1.5	U		<1.9	U		<15	U		<2.8	U	
		VMP-2-8.5-041612	4/16/2012	0.023			0.00091	J		0.00085	J		<0.0067	U		<0.0066	U		<0.0029	U		0.012			<0.029	U		<0.0053	J	U
		VMP-2-8.5-041612-Dup	4/16/2012	0.024			0.00098	J		0.00089	J		<0.0069	U		<0.0068	U		<0.003	U		0.012			<0.03	U		<0.0055	J	U
		VMP-2-8.5-071612	7/16/2012	0.065			0.0015	J	U	0.0031	J		<0.0077	U		0.0052	J	U	0.0037			0.057			<0.033	U		<0.0061	U	
		VMP-2-8.5-071612-Dup	7/16/2012	0.062			0.0022	J	U	0.0028	J		<0.0063	U		0.0043	J		0.0033			0.059			<0.027	U		0.00058	J	U
	22 ft	VMP-2-22	11/3/2009	<2.8	U		<1.4	U		<1.2	U		<1.9	U		<1.9	U		<0.82	U		<1	U		<8.3	U		<1.5	U	
		VMP - 2 - 22 - 083110	8/31/2010	<6.9	U		<3.5	U		<3	U		<4.8	U		<4.8	U		<2.1	U		<2.6	U		<21	U		<3.8	U	
		VMP-2-22-111610	11/16/2010	<13	U		<6.5	U		<5.6	U		<9.1	U		<9	U		<3.9	U		<5	U		<39	U		<7.2	U	
		VMP-2-22-020411	2/4/2011	<5.8	U		<2.9	U		<2.5	U		<4.1	U		<4	U		<1.8	U		<2.2	U		<18	U		<3.2	U	
		VMP-2-22-041311	4/13/2011	<17	U		<8.6	U		<7.4	U		<12	U		<12	U		<5.1	U		<6.6	U		<52	U		<9.5	U	
		VMP-2-22-080211	8/2/2011	<69	U		<35	U		<30	U		<48	U		<48	U		<21	U		<26	U		<210	U		<38	U	
		VMP-2-22-110711	11/7/2011	<3.7	U		<1.8	U		<1.6	U		<2.6	U		0.81	J		<1.1	U		1.4			<11	U		<2	U	
		VMP-2-22-012612	1/26/2012	<7.6	U		<3.8	U		<3.3	U		<5.3	U		<5.2	U		<2.3	U		<2.9	U		<23	U		<4.2	U	
		VMP-2-22-042712	4/27/2012	0.02			<0.004	U		0.00081	J		<0.0055	U		0.0028	J		0.0029			0.013			<0.024	U		<0.0044	U	
		VMP-2-22-071612	7/16/2012	0.2			0.0022	J	U	0.0037	J		<0.0065	U		0.0035	J		0.0062			0.11			<0.028	U		<0.0052	U	
	42 ft	VMP-2-42	11/3/2009	<54	U		<27	U		<23	U		<38	U		<37	U		<16	U		59			<160	U		<30	U	

SEE PAGES 50 THROUGH 56 OF TABLE FOR NOTES

TABLE 3
CUMULATIVE SUMMARY OF SOIL VAPOR ANALYTICAL DETECTIONS AND SCREENING RESULTS: VILLAGE - VOCS

Location	Depth	Sample ID	Sample Date	1,1,2-Trichloroethane			Trichloroethene			Trichlorofluoromethane			1,2,4-Trimethylbenzene			1,3,5-Trimethylbenzene			2,2,4-Trimethylpentane			Vinyl chloride			m,p-Xylene			o-Xylenes		
				170000			1.5			860												0.29			130			120		
				Result (mg/m^3)	Lab Qualifier	URS Qualifier	Result (mg/m^3)	Lab Qualifier	URS Qualifier	Result (mg/m^3)	Lab Qualifier	URS Qualifier	Result (mg/m^3)	Lab Qualifier	URS Qualifier	Result (mg/m^3)	Lab Qualifier	URS Qualifier	Result (mg/m^3)	Lab Qualifier	URS Qualifier	Result (mg/m^3)	Lab Qualifier	URS Qualifier	Result (mg/m^3)	Lab Qualifier	URS Qualifier	Result (mg/m^3)	Lab Qualifier	URS Qualifier
VMP-1	5 ft	VMP-1-5	11/2/2009	<0.65	U		<0.64	U		<0.67	U		<0.58	U		<0.58	U		220			<0.3	U		<0.52	U		<0.52	U	
		VMP-1-5-082510	8/25/2010	<0.023	U		<0.023	U		<0.024	U		<0.021	U		<0.021	U		0.74			<0.011	U		0.0024	J		<0.018	U	
		VMP-1-5-111710	11/17/2010	<0.028	U		<0.028	U		<0.029	U		<0.025	U		<0.025	U		5.3			<0.013	U		0.0043	J		<0.022	U	
		VMP-1-5-020411	2/4/2011	<0.55	U		<0.54	U		<0.57	U		<0.5	U		<0.5	U		270			<0.26	U		<0.44	U		<0.44	U	
		VMP-1-5-041211	4/12/2011	<0.0072	U		<0.0071	J	U	0.0012	J		0.0023	J		<0.0065	U		1.5			<0.0034	U		0.0056			<0.0057	U	
		VMP-1-5-080111	8/1/2011	<0.0072	U		0.01			<0.0074	U		0.0066			0.0019	J		0.14			<0.0034	U		0.0079			0.0029	J	
		VMP-1-5-110311	11/3/2011	<19	U		<19	U		<20	U	UJ	<17	U		<17	U		250			<8.9	U		<15	U		<15	U	
		VMP-1-5-013012	1/30/2012	<1.6	U		<1.6	U		<1.6	U		<1.4	U		<1.4	U		440		J	<0.74	U		<1.3	U		<1.3	U	
		VMP-1-5-041312	4/13/2012	<0.0049	U		<0.0048	U		0.0014	J		0.00086	J		<0.0044	U		0.017			<0.0023	U		0.0036	J		0.0013	J	
		VMP-1-5-071612	7/16/2012	<0.005	U		0.0022	J	U	0.0013	J		0.0042	J		0.0017	J	U	0.089			<0.0023	U		0.028			0.0086		
	8.5 ft	VMP-1-8.5	11/2/2009	<0.89	U		<0.88	U		<0.92	U		<0.8	U		<0.8	U		370			<0.42	U		<0.71	U		<0.71	U	
		VMP-1-8.5-082510	8/25/2010	<0.07	U		<0.069	U		<0.072	U		<0.063	U		<0.063	U		4.2			<0.033	U		<0.056	U		<0.056	U	
		VMP-1-8.5-111710	11/17/2010	<0.013	U		<0.013	J	U	<0.014	U		<0.012	U		<0.012	U		3.1			<0.0063	U		0.002	J		<0.011	U	
		VMP-1-8.5-111710-Dup	11/17/2010	<0.013	U		<0.013	J	U	<0.014	U		<0.012	U		<0.012	U		2.8			<0.0063	U		0.0014	J		<0.011	U	
		VMP-1-8.5-020411	2/4/2011	<1.1	U		<1.1	U		<1.1	U		<0.98	U		<0.98	U		350			<0.51	U		<0.86	U		<0.86	U	
		VMP-1-8.5-041211	4/12/2011	<0.0095	U		0.0048	J		0.0012	J		0.0025	J		<0.0086	U		1.9			<0.0044	U		0.0047	J		<0.0076	U	
		VMP-1-8.5-080111	8/1/2011	<3.9	U		<3.9	U		<4	U		<3.5	U		<3.5	U		380			<1.8	U		<3.1	U		<3.1	U	
		VMP-1-8.5-080111-Dup	8/1/2011	<3.8	U		<3.8	U		<4	U		<3.5	U		<3.5	U		360			<1.8	U		<3.1	U		<3.1	U	
		VMP-1-8.5-110311	11/3/2011	<44	U		<43	U		<45	U	UJ	<40	U		<40	U		480			<20	U		<35	U		<35	U	
		VMP-1-8.5-013012	1/30/2012	<9.5	U		<9.4	U		<9.8	U		<8.6	U		<8.6	U		320			<4.5	U		<7.6	U		<7.6	U	
		VMP-1-8.5-041612	4/16/2012	<0.0058	U		<0.0057	U		0.0018	J		<0.0052	U		0.00086	J		0.078			<0.0027	U		0.0073			0.0024	J	
		VMP-1-8.5-041612-Dup	4/16/2012	<0.0056	U		<0.0055	U		0.0019	J		0.0015	J		<0.0051	U		0.075			<0.0026	U		0.0068			0.0027	J	
		VMP-1-8.5-071612	7/16/2012	<0.005	U		0.0012	J	U	0.0012	J		0.0029	J	U	0.0013	J	U	0.0041	J		<0.0024	U		0.02			0.0052		
	23.5 ft	VMP-1-23.5	11/2/2009	<2.2	U		<2.1	U		<2.2	U		<1.9	U		<1.9	U		920			<1	U		<1.7	U		<1.7	U	
		VMP - 1 - 23.5 - 083010	8/30/2010	<2.4	U		<2.4	U		<2.5	U		<2.2	U		<2.2	U		1600			<1.1	U		<1.9	U		<1.9	U	
		VMP-1-23.5-111810	11/17/2010	<0.0067	U		<0.0066	J	U	0.0014	J		<0.0061	U		<0.0061	U		0.06			<0.0032	U		<0.0054	J	U	<0.0054	U	
		VMP-1-23.5-020411	2/4/2011	<6.4	U		<6.3	U		<6.5	U		<5.7	U		<5.7	U		1900			<3	U		<5	U		<5	U	
		VMP-1-23.5-041211	4/12/2011	<10	U		11			<11	U		<9.3	U		<9.3	U		110		J	<4.8	U		<8.2	U		<8.2	U	
		VMP-1-23.5-041211-DUP	4/12/2011	<13	U		2.2	J		<13	U		<12	U		<12	U		150		J	<6.1	U		<10	U		<10	U	
		VMP-1-23.5-080111	8/1/2011	<70	U		<69	U		<72	U		<63	U		<63	U		1000			<33	U		<56	U		<56	U	
		VMP-1-23.5-110611	11/6/2011	<17	U		<16	U		<17	U		<15	U		<15	U		710			<7.8	U		<13	U		<13	U	
		VMP-1-23.5-013112	1/31/2012	<33	U		<32	U		<34	U		<120	U		<29	U		420			<15	U		<26	U		<26	U	
		VMP-1-23.5-041612	4/16/2012	<2.6	U		<2.6	U		<2.7	U		<2.3	U		<2.3	U		76			<1.2	U		<2.1	U		<2.1	U	
		VMP-1-23.5-071612	7/16/2012	<33	U		<32	U		<34	U		<30	U		<30	U		240			<15	U		<26	U		<26	U	
	38.5 ft	VMP-1-38.5	11/2/2009	<6.1	U		<6	U		<6.3	U		<5.5	U		<5.5	U		2400			<2.9	U		<4.9	U		<4.9	U	
		VMP-1-38.5-073112	7/31/2012	<0.0051	U		<0.005	U		0.0012	J		0.0044	J		<0.0046	U		0.0042	J		<0.0024	U		0.0084			0.0026	J	
VMP-2	5 ft	VMP-2-5	11/2/2009	<0.79	U		<0.78	U		<0.82	U		<0.72	U		<0.72	U		270			<0.37	U		<0.63	U		<0.63	U	
		VMP - 2 - 5 - 083110	8/31/2010	<2.4	U		<2.4	U		<2.5	U		<2.2	U		<2.2	U		1300			<1.1	U		<1.9	U		<1.9	U	
		VMP-2-5-111610	11/16/2010	<3.6	U		<3.5	U		<3.7	U		<3.2	U		<3.2	U		2000			<1.7	U		<2.9	U		<2.9	U	
		VMP-2-5-020411	2/4/2011	<0.94	U		<0.93	U		<0.97	U		<0.85	U		<0.85	U		570			<0.44	U		<0.75	U		<0.75	U	
		VMP-2-5-041311	4/13/2011	<0.0076	U		0.0042	J		0.0015	J		0.0022	J		<0.0068	U		1.1			<0.0036	U		0.0038	J		<0.006	U	
		VMP-2-5-080211	8/2/2011	<7.9	U		<7.8	U		<8.1	U		<7.1	U		<7.1	U		1300			<3.7	U		<6.3	U		<6.3	U	
		VMP-2-5-110711	11/7/2011	<0.0047	U		<0.0046	J	U	0.0011	J		<0.0042	U		<0.0042	U		0.053			<0.0022	U		0.0022	J		0.00071	J	
		VMP-2-5-012512	1/25/2012	<0.53	U		<0.52	U		<0.54	U		<0.48	U		<0.48	U		200			<0.25	U		0.14	J		<0.42	U	
		VMP-2-5-042512	4/25/2012	<0.021	U		<0.02	U		<0.021	U		<0.019	U		<0.019	U		12			<0.0098	U		0.0091	J		0.0042	J	
		VMP-2-5-071612	7/16/2012	<0.0051	U		<0.005	U		0.0012	J		0.0049			0.0019	J	U	0.022			<0.0024	U		0.026			0.0071		
	8.5 ft	VMP-2-8.5	11/3/2009	<0.28	U		<0.27	U		<0.29	U		<0.25	U		<0.25	U		74			<0.13	U		<0.22	U		<0.22	U	
		VMP-2-8.5-D	11/3/2009	<0.29	U		<0.29	U		<0.3	U		<0.26	U		<0.26	U		82			<0.14	U		<0.23	U		<0.23	U	
		VMP - 2 - 8.5 - 083110	8/31/2010	<2.5	U		<2.5	U		<2.6	U		<2.3	U		<2.3	U		2000			<1.2	U		<2	U		<2	U	
		VMP-2-8.5-111610	11/16/2010	<6.9	U		<6.8	U		<7.1	U		<6.2	U		<6.2	U		2000			<3.2	U		<5.5	U		<5.5	U	
		VMP-2-8.5-020411	2/4/2011	<2.3	U		<2.3	U		<2.4	U		<2.1	U		<2.1	U		830			<1.1	U		<1.9	U		<1.9	U	
		VMP-2-8.5-041311	4/13/2011	<0.72	U		0.095	J		0.12	J		<0.65	U		<0.65	U		140	B		<0.34	U		0.048	J		0.074	J	
		VMP-2-8.5-080211	8/2/2011	<29	U		<28	U		<30	U		<26	U		<26	U		1600			<14	U		<23	U		<23	U	
		VMP-2-8.5-110711	11/7/2011	<0.062	U		<0.061	U		<0.064	U	UJ	0.01	J		<0.056	U		14			<0.029	U		<0.05	U		<0.05	U	
		VMP-2-8.5-012612	1/26/2012	<2.8	U		<2.7	U		<2.8	U		<9.9	U		<2.5	U		510		J	<1.3	U		<2.2	U		<2.2	U	
		VMP-2-8.5-012612-DUP	1/26/2012	<2.8	U		<2.7	U		<2.8	U		<9.9	U		<2.5	U		770		J	<1.3	U		<2.2	U		<2.2	U	
		VMP-2-8.5-041612	4/16/2012	<0.0053	U		<0.0053	U		<0.0055	U		0.0018	J		<0.0048	U		0.19			<0.0025	U		0.0083			0.0035	J	
		VMP-2-8.5-041612-Dup	4/16/2012	<0.0055	U		<0.0054	U		0.0017	J		0.0018	J		<0.0049	U		0.19			<0.0026	U		0.0093			0.0037	J	
		VMP-2-8.5-071612	7/16/2012	<0.0061	U		<0.006	U		0.0024	J		0.0044	J		0.0017	J	U	0.0073			<0.0029	U		0.018		J	0.0062		
		VMP-2-8.5-071612-Dup	7/16/2012	<0.005	U		0.0016	J	U	0.0022	J		0.0088			0.0034	J		0.0046			<0.0024	U		0.028		J	0.0099		
	22 ft	VMP-2-22	11/3/2009	<1.5	U		<1.5	U		<1.6	U		<1.4	U		<1.4	U		600			<0.72	U		<1.2	U		<1.2	U	
		VMP - 2 - 22 - 083110	8/31/2010	<3.8	U		<3.8	U		<4	U		<3.5	U		<3.5	U		2300			<1.8	U		<3.1	U		<3.1	U	
		VMP-2-22-111610	11/16/2010	<7.2	U		<7.1	U		<7.4	U		<6.5	U		<6.5	U		2300			<3.4	U		<5.7	U		<5.7	U	
		VMP-2-22-020411	2/4/2011	<3.2	U		<3.2	U		<3.3	U		<2.9	U		<2.9	U		1400			<1.5	U		<2.6	U		<2.6	U	
		VMP-2-22-041311	4/13/2011	<9.5	U		<9.4	U		<9.8	U		<8.6	U		<8.6	U		760	B		<4.5	U		<7.6	U		<7.6	U	
		VMP-2-22-080211	8/2/2011	<38	U		<38	U		<40	U		<35	U		<35	U		1500			<18	U		<31	U		<31	U	
		VMP-2-22-110711	11/7/2011	<2	U		<2	U		<2.1	U	UJ	<1.8	U		<1.8	U		120			<0.95	U		<1.6	U		<1.6	U	
		VMP-2-22-012612	1/26/2012	<4.2	U		<4.2	U		<4.4	U		<15	U		<3.8	U		650		J	<2	U		<3.4	U		<3.4	U	
		VMP-2-22-042712	4/27/2012	<0.0044	U		<0.0043	U		0.0011	J		0.0009	J		<0.004	U		0.077			<0.002	U		0.0048			0.0017	J	
		VMP-2-22-071612	7/16/2012	<0.0052	U		<0.0051	U		0.0021	J		0.0056			0.002	J	U	0.023			<0.0024	U		0.03			0.0094		
	42 ft	VMP-2-42	11/3/2009	<30	U		<30	U		<31	U		<27	U		<27	U		1700			<14	U		160			58		

SEE PAGES 50 THROUGH 56 OF TABLE FOR NOTES

TABLE 3
CUMULATIVE SUMMARY OF SOIL VAPOR ANALYTICAL DETECTIONS AND SCREENING RESULTS: VILLAGE - VOCS

Location	Depth	Sample ID	Sample Date	Acetone 750000			alpha-Chlorotoluene			Benzene 0.37			Bromodichloromethane 450000			Bromoform 11			Bromomethane 6.9			1,3-Butadiene			Butane			2-Butanone 6400		
				Result	Lab	URS	Result	Lab	URS	Result	Lab	URS	Result	Lab	URS	Result	Lab	URS	Result	Lab	URS	Result	Lab	URS	Result	Lab	URS	Result	Lab	URS
VMP-3	5 ft	VMP-3-5	11/3/2009	<0.051	U		<0.028	U		<0.017	U		<0.036	U		<0.056	U		<0.021	U		<0.012	U					<0.016	U	
		VMP-3-5-090910	9/9/2010	<13	U		<6.9	U		7.8			<8.9	U		<14	U		<5.2	U		<2.9	U					<3.9	U	
		VMP-3-5-112210	11/22/2010	3.1	J		<7	U		2.8	J		<9	U		<14	U		<5.2	U		<3	U					<4	U	
		VMP-3-5-020911	2/9/2011	<5.7	U		<3.1	U		<1.9	U		<4	U		<6.2	U		<2.3	U		<1.3	U					<1.8	U	
		VMP-3-5-041411	4/14/2011	<62	U		<34	U		<21	U		<44	U		<67	U		<25	U		<14	U		9600			<77	U	
		VMP-3-5-080211	8/2/2011	<0.015	U		<0.008	U		0.15			<0.01	U		<0.016	U		<0.006	U		<0.0034	U		0.1			0.018		
		VMP-3-5-110811	11/8/2011	0.025			<0.0044	U		0.00065	J		<0.0057	U		<0.0088	U		<0.0033	U		<0.0019	U		<0.0081	U		0.0046	J	
		VMP-3-5-110811-DUP	11/8/2011	0.018			<0.0045	U		0.0006	J		<0.0059	U		<0.009	U		<0.0034	U		<0.0019	U		0.0091			0.0036	J	
		VMP-3-5-012712	1/27/2012	<4.2	U		<9	U		0.63	J		<2.9	U		<18	U		<1.7	U		<0.97	U		460			<5.2	U	
		VMP-3-5-041912	4/19/2012	0.078			<0.0049	U		0.086			<0.0064	U		<0.0099	U		<0.037	U		<0.0021	U		0.007	J		0.068		
		VMP-3-5-072712	7/27/2012	0.11			<0.0052	U		0.13			0.00097	J		<0.01	U		<0.039	U		<0.0022	U		0.0047	J		0.026		
	10 ft	VMP-3-10	6/21/2010	<14	U		<7.8	U		8.6			<10	U		<16	U		<5.9	U		<3.4	U					<4.5	U	
		VMP 3-10-091010	9/10/2010	8.9	J		<22	U		14			<28	U		<44	U		<16	U		<9.4	U					<12	U	
		VMP-3-10-092010	9/20/2010	<29	U		<16	U		9	J		<21	U		<32	U		<12	U		<6.8	U					<9.1	U	
		VMP-3-10-112210	11/22/2010	<12	U		<6.8	U		18			<8.8	U		<14	U		<5.1	U		<2.9	U					<3.9	U	
		VMP-3-10-112210-Dup	11/22/2010	<17	U		<9.5	U		15			<12	U		<19	U		<7.1	U		<4.1	U					<5.4	U	
		VMP-3-10-020811	2/8/2011	6.7	J		<10	U		13			<13	U		<20	U		<7.5	U		<4.3	U					<5.7	U	
		VMP-3-10-041311	4/13/2011	<110	U		<58	U		<36	U		<75	U		<120	U		<44	U		<25	U		19000			<130	U	
		VMP-3-10-080311	8/3/2011	<0.13	U		<0.074	U		0.068			<0.095	U		<0.15	U		<0.055	U		<0.031	U		26	E	J	<0.17	U	
		VMP-3-10-110811	11/8/2011	0.068		J	<0.006	U		0.0011	J		<0.0078	U		<0.012	U		0.002	J		<0.0026	U		0.31			0.0056	J	
		VMP-3-10-012712	1/27/2012	<0.08	J	U	<0.17	U		0.091			<0.056	U		<0.35	U		<0.033	U		<0.018	U		6.9			<0.099	U	
		VMP-3-10-042012	4/20/2012	0.023			<0.0044	J	U	0.027			<0.0057	J	U	0.0019	J		<0.033	U		<0.0019	U		0.047			0.025		
		VMP-3-10-072312	7/23/2012	0.078			0.0015	J	U	0.0049			<0.0067	U		<0.01	U		<0.039	U		<0.0022	U		0.06			0.013		
	22 ft	VMP-3-22	11/4/2009	<37	U		<20	U		52			<26	U		<40	U		<15	U		<8.6	U					<11	U	
		VMP-3-22-092010	9/20/2010	<39	U		<21	U		34			<27	U		<42	U		<16	U		<9	U					<12	U	
		VMP-3-22-112210	11/22/2010	<44	U		<24	U		36			<31	U		<48	U		<18	U		<10	U					<14	U	
		VMP-3-22-020811	2/8/2011	14	J		<12	U		26			<15	U		<24	U		<8.9	U		<5.1	U					<6.8	U	
		VMP-3-22-041511	4/15/2011	<120	U		<64	U		26	J		<83	U		<130	U		<48	U		<27	U		24000			<150	U	
		VMP-3-22-080611	8/6/2011	0.075	J		<0.1	U		0.22			<0.13	U		<0.2	U		<0.077	U		<0.044	U		18			<0.23	U	
		VMP-3-22-110811	11/8/2011	0.037		J	<0.0045	U		0.003			<0.0059	U		<0.009	U		<0.0034	U		<0.0019	U		0.13			0.0051	J	
		VMP-3-22-013012	1/30/2012	0.033			<0.018	U		0.12			<0.023	U		<0.036	U		<0.014	U		<0.0077	U		1.9			0.018	J	
		VMP-3-22-042012	4/20/2012	0.025			<0.0045	J	U	0.028			<0.0059	U		<0.009	U		<0.034	J	U	<0.0019	U		0.052			0.025		
		VMP-3-22-072312	7/23/2012	0.051			0.00047	J	U	0.0093			<0.0066	U		<0.01	U		<0.038	U		<0.0022	U		0.012			0.0079	J	
	31.5 ft	VMP-3-31.5	11/4/2009	<59	U		<32	U		240			<42	U		<64	U		<24	U		<14	U					<18	U	
		VMP-3-31.5-090910	9/9/2010	<72	U		<39	U		210			<51	U		<78	U		<30	U		<17	U					<22	U	
		VMP-3-31.5-112210	11/22/2010	<50	U		<27	U		180			<36	U		<55	U		<20	U		<12	U					<16	U	
		VMP-3-31.5-020911	2/9/2011	<48	U		<26	U		100			<34	U		<52	U		<20	U		<11	U					<15	U	
		VMP-3-31.5-041411	4/14/2011	<400	U		<220	U		100	J		<280	U		<430	U		<160	U		<92	U		68000			<490	U	
		VMP-3-31.5-041411-DUP	4/14/2011	<400	U		<220	U		89	J		<280	U		<430	U		<160	U		<92	U		63000			<490	U	
		VMP-3-31.5-080211	8/2/2011	<890	U		<490	U		86	J		<630	U		<970	U		<360	U		<210	U		98000			<1100	U	
		VMP-3-31.5-080211-Dup	8/2/2011	<520	U		<280	U		110	J		<370	U		<570	U		<210	U		<120	U		91000			<650	U	
		VMP-3-31.5-110811	11/8/2011	180		J	<11	U		5.9	J		<15	U		<23	U		<8.5	U		<4.8	U		3300			5	J	
		VMP-3-31.5-012712	1/27/2012	12	J	J	<290	U		27	J	J	<93	U		<570	U		<54	U		<31	U		13000		J	<160	U	
		VMP-3-31.5-041912	4/19/2012	<230	U		<120	U		<76	U		<160	U		<250	U		<93	U		<53	U		44000			<280	U	
		VMP-3-31.5-041912-Dup	4/19/2012	<220	U		<120	U		<73	U		<150	U		<240	U		<89	U		<51	U		47000			<270	U	
		VMP-3-31.5-072312	7/23/2012	<54	U		<30	U		<18	U		<38	U		<59	U		<22	U		<13	U		14000			<67	U	
	39 ft	VMP-3-39	11/4/2009	<120	U		<64	U		240			<83	U		<130	U		<48	U		<27	U					<36	U	
VMP-4	5 ft	VMP-4-5	11/5/2009	<0.12	U		<0.065	U		<0.04	U		<0.085	U		<0.13	U		<0.049	U		<0.028	U					<0.037	U	
		VMP-4-5-082510	8/25/2010	<0.68	U		<0.37	U		0.27			<0.48	U		<0.74	U		<0.28	U		<0.16	U					<0.21	U	
		VMP-4-5-112210	11/22/2010	<26	U		<14	U		41			<18	U		<28	U		<10	U		<6	U					<7.9	U	
		VMP-4-5-021411	2/14/2011	<1.5	U		<0.82	U		2.3			<1	U		<1.6	U		<0.61	U		<0.35	U					<0.46	U	
		VMP-4-5-041911	4/19/2011	<69	U		<38	U		22	J		<48	U		<75	U		<28	U		<16	U		7000			<86	U	
		VMP-4-5-080311	8/3/2011	<0.15	U		<0.08	U		0.1			<0.1	U		<0.16	U		<0.06	U		<0.034	U		1.3			<0.18	U	
		VMP-4-5-110911	11/9/2011	0.03		J	<0.0044	U		0.0018	J		<0.0057	U		<0.0088	U		<0.0033	U		<0.0019	U		0.011			0.0024	J	
		VMP-4-5-013012	1/30/2012	0.12	J	J	<0.23	U		0.23		J	<0.29	U		<0.45	U		<0.17	U		<0.097	U		14		J	<0.52	U	
		VMP-4-5-042512	4/25/2012	0.04			<0.0056	U		0.31			<0.0073	U		<0.011	U		<0.042	U		<0.0024	U		0.071			0.035		
		VMP-4-5-072512	7/25/2012	0.12			<0.0055	U		0.28			<0.0072	U		<0.011	U		<0.042	U		<0.0024	U		0.012			0.034		
	12 ft	VMP-4-12	11/5/2009	<2	U		<1.1	U		3.2			<1.4	U		<2.2	U		<0.82	U		<0.47	U					<0.62	U	
		VMP-4-12-082510	8/25/2010	<12	U		<6.5	U		28			<8.4	U		<13	U		<4.9	U		<2.8	U					<3.7	U	
		VMP-4-12-112310	11/23/2010	<12	U		<6.7	U		15			<8.6	U		<13	U		<5	U		<2.8	U					<3.8	U	
		VMP-4-12-021411	2/14/2011	<3.1	U		<1.7	U		5.2			<2.2	U		<3.3	U		<1.2	U		<0.72	U					<0.96	U	
		VMP-4-12-041911	4/19/2011	<59	U		<32	U		38			<42	U		<65	U		<24	U		<14	U		7200			<74	U	
		VMP-4-12-080311	8/3/2011	<6.8	U		<3.7	U		8.4			<4.8	U		<7.4	U		<2.8	U		<1.6	U		1400			<8.5	U	
		VMP-4-12-080311-Dup	8/3/2011	<14	U		<7.5	U		6.4			<9.7	U		<15	U		<5.6	U		<3.2	U		1200			<17	U	
		VMP-4-12-110911	11/9/2011	15		J	<1.1	U		0.46	J		<1.5	U		<2.3	U		<0.85	U		<0.48	U		100			<2.6	U	
		VMP-4-12-013012	1/30/2012	<4.2	U		<2.3	U		3.4			<3	U		<4.6	U		<1.7	U		<0.99	U		280			<5.3	U	
		VMP-4-12-041812	4/18/2012	0.04			<0.0052	U		0.068			<0.0067	U		<0.01	U		<0.039	U		<0.0022	U		0.0056	J		0.058		
		VMP-4-12-072312	7/23/2012	0.066	J		<0.025	U		0.02			<0.033	U		<0.05	U		<0.19	U		<0.011	U		0.19			<0.057	U	
	23.5 ft	VMP-4-23.5	11/5/2009	<92	U		<50	U		540			<65	U		<100	U		<38	U		<21	U					<29	U	
		VMP - 4 - 23.5 - 083110	8/31/2010	<14	U		<7.5	U		490		J	<9.7	U		<15	U		<5.6	U		<3.2	U					<4.3	U	
		VMP-4-23.5-112310	11/23/2010	<140	U		<75	U		510			<97	U		<150	U		<56	U		<32	U					<43	U	
		VMP-4-23.5-021411	2/14/2011	<5	U		<2.7	U		340		J	<3.6	U		<5.5	U		<2	U		<1.2	U					<1.6	U	
		VMP-4-23.5-042011	4/20/2011	<320	U		<170	U		440			<220	U		<350	U		<130	U		<74	U		72000			<400	U	
		VMP-4-23.5-042011-DUP	4/20/2011	58	J		<170	U		410			<220	U		<350	U		<130	U		<74	U		70000			<400	U	
		VMP-4-23.5-080611	8/6/2011	<13	U		<7.3	U		280			<9.4	U		<14	U		<5.4	U		<3.1	U		56000			<16	U	
		VMP-4-23.5-110911	11/9/2011	1800		J	<22	U		89			<28	U		<43	U		<16	U		<9.3	U		25000			<50	U	
		VMP-4-23.5-013012	1/30/2012	<85	U		<46	U		570		J	<60	U		<92	U		<35	U		<20	U		16000		J	<100	U	
		VMP-4-23.5-013012-DUP	1/30/2012	<59	U		<32	U		420		J	<42	U		<65	U		<24	U		<14	U		15000			<74	U	
		VMP-4-23.5-041912	4/19/2012	5.4	J		<10	U		44			<13	U		<20	U		<7.6	U		<4.3	U		1500			<23	U	
		VMP-4-23.5-072312	7/23/2012	<8.9	U		<4.9	U		56			<6.3	U		<9.7	U		<3.6	U		<2.1	U		770			<11	U	
	39 ft	VMP-4-39	11/5/2009	<71	U		<38	U		660			<50	U		<77	U		<29	U		<16	U					<22	U	
		VMP-4-39-042111	4/21/2011	<400	U		<220	U		470			<280	U		<430	U		<160	U		<93	U		69000			<500	U	
		VMP-4-39-041912	4/19/2012	<9.5	U		<5.2	U		67			<6.7	U		<10	U		<3.9	U		<2.2	U		3900			<12	U	
		VMP-4-39-072312	7/23/2012	<14	U		<7.8	U		50		J	<10	U		<16	U		<5.9	U		<3.3	U		1800		J	<18	U	

SEE PAGES 50 THROUGH 56 OF TABLE FOR NOTES

TABLE 3
CUMULATIVE SUMMARY OF SOIL VAPOR ANALYTICAL DETECTIONS AND SCREENING RESULTS: VILLAGE - VOCS

Location	Depth	Sample ID	Sample Date	Carbon disulfide 780			Carbon tetrachloride 0.21			Chlorobenzene 69			Chlorodibromomethane 57000			Chloroethane			Chloroform 0.11			Chloromethane			Cyclohexane			1,2-Dibromoethane 0.011		
				Result	Lab	URS	Result	Lab	URS	Result	Lab	URS	Result	Lab	URS	Result	Lab	URS	Result	Lab	URS	Result	Lab	URS	Result	Lab	URS	Result	Lab	URS
VMP-3	5 ft	VMP-3-5	11/3/2009	<0.017	U		<0.034	U		<0.025	U		<0.046	U		<0.014	U		<0.026	U		<0.045	U		0.23			<0.041	U	
		VMP-3-5-090910	9/9/2010	<4.1	U		<8.4	U		<6.1	U		<11	U		<3.5	U		<6.5	U		<11	U		210			<10	U	
		VMP-3-5-112210	11/22/2010	<4.2	U		3.7	J		<6.2	U		<11	U		<3.5	U		<6.6	U		<11	U		340			<10	U	
		VMP-3-5-020911	2/9/2011	<1.9	U		<3.8	U		<2.8	U		<5.2	U		<1.6	U		<3	U		<5	U		77			<4.6	U	
		VMP-3-5-041411	4/14/2011	<20	U		<41	U		<30	U		<55	U		<69	U		<32	U		<54	U		210			<50	U	
		VMP-3-5-080211	8/2/2011	0.007	J		<0.0098	U		<0.0072	U		<0.013	U		<0.016	U		<0.0076	U		<0.013	U		0.0084			<0.012	U	
		VMP-3-5-110811	11/8/2011	<0.011	U		<0.0054	U		<0.0039	U		<0.0073	U		<0.009	U		<0.0042	U		<0.0071	U		<0.0029	U		<0.0066	U	
		VMP-3-5-110811-DUP	11/8/2011	<0.011	U		<0.0055	U		<0.004	U		<0.0074	U		<0.0092	U		<0.0043	U		<0.0072	U		<0.003	U		<0.0067	U	
		VMP-3-5-012712	1/27/2012	<1.4	U		<2.8	U		<2	U		<3.7	U		<4.6	U		<2.1	U		<3.6	U		5.2			<3.4	U	
		VMP-3-5-041912	4/19/2012	<0.012	J	U	<0.006	U		<0.0044	U		<0.0081	U		<0.01	U		<0.0047	U		<0.02	U		0.015			0.002	J	
		VMP-3-5-072712	7/27/2012	0.013		J	0.0032	J		0.0043	J	U	<0.0086	U		<0.011	U		0.0072			<0.021	U		0.00067	J		<0.0077	U	
	10 ft	VMP-3-10	6/21/2010	<4.7	U		<9.5	U		<7	U		<13	U		<4	U		<7.4	U		<12	U		1000			<12	U	
		VMP 3-10-091010	9/10/2010	<13	U		<27	U		<20	U		<36	U		<11	U		<21	U		<35	U		970			<33	U	
		VMP-3-10-092010	9/20/2010	<9.6	U		<20	U		<14	U		<26	U		<8.2	U		<15	U		<26	U		840			<24	U	
		VMP-3-10-112210	11/22/2010	<4.1	U		<8.3	U		<6.1	U		<11	U		<3.5	U		<6.4	U		<11	U		1300			<10	U	
		VMP-3-10-112210-Dup	11/22/2010	<5.7	U		<12	U		<8.5	U		<16	U		<4.8	U		<9	U		<15	U		1100			<14	U	
		VMP-3-10-020811	2/8/2011	<6	U		<12	U		<8.9	U		<16	U		<5.1	U		<9.5	U		<16	U		930			<15	U	
		VMP-3-10-041311	4/13/2011	<35	U		<71	U		<52	U		<96	U		<120	U		<55	U		<93	U		570			<86	U	
		VMP-3-10-080311	8/3/2011	0.038	J		<0.089	U		0.13			<0.12	U		<0.15	U		<0.069	U		<0.12	U		3.6			<0.11	U	
		VMP-3-10-110811	11/8/2011	0.013	J		<0.0073	U		<0.0054	U		<0.0099	U		<0.012	U		0.018			<0.0096	U		0.012			<0.009	U	
		VMP-3-10-012712	1/27/2012	<0.026	U		<0.053	U		<0.039	U		<0.072	U		<0.089	U		<0.041	U		<0.069	U		0.4			<0.064	U	
		VMP-3-10-042012	4/20/2012	<0.011	J	U	<0.0054	U		<0.0039	J	U	<0.0073	U		<0.009	U		0.002	J		<0.018	U		0.0056			0.0032	J	
		VMP-3-10-072312	7/23/2012	<0.012	U		<0.0063	U		<0.0046	U		<0.0086	U		<0.011	U		0.0056			<0.021	U		0.0051			<0.0077	U	
	22 ft	VMP-3-22	11/4/2009	<12	U		<24	U		<18	U		<33	U		<10	U		<19	U		<32	U		980			<30	U	
		VMP-3-22-092010	9/20/2010	<13	U		<26	U		<19	U		<35	U		<11	U		<20	U		<34	U		1100			<31	U	
		VMP-3-22-112210	11/22/2010	<14	U		<29	U		<21	U		<40	U		<12	U		<23	U		<38	U		1300			<36	U	
		VMP-3-22-020811	2/8/2011	<7.1	U		<14	U		<10	U		<20	U		<6	U		<11	U		<19	U		890			<18	U	
		VMP-3-22-041511	4/15/2011	<39	U		<78	U		<57	U		<100	U		<130	U		<60	U		<100	U		760			<95	U	
		VMP-3-22-080611	8/6/2011	<0.062	U		<0.12	U		<0.091	U		<0.17	U		<0.21	U		<0.096	U		<0.16	U		0.78			<0.15	U	
		VMP-3-22-110811	11/8/2011	<0.011	U		<0.0055	U		<0.004	U		<0.0074	U		<0.0092	U		<0.0043	U		<0.0072	U		0.0038			<0.0067	U	
		VMP-3-22-013012	1/30/2012	<0.044	J	U	<0.022	U		<0.016	J	U	<0.03	U		<0.037	U		<0.017	U		<0.029	U		0.39			<0.027	U	
		VMP-3-22-042012	4/20/2012	<0.011	J	U	<0.0055	U		<0.004	J	U	<0.0074	U		<0.0092	U		0.00067	J		<0.018	U		0.0072			0.0021	J	
		VMP-3-22-072312	7/23/2012	<0.012	U		<0.0062	U		<0.0045	U		<0.0083	U		<0.01	U		<0.0048	U		<0.02	U		<0.0034	U		<0.0075	U	
	31.5 ft	VMP-3-31.5	11/4/2009	<19	U		<39	U		<28	U		<53	U		<16	U		<30	U		<51	U		920			<48	U	
		VMP-3-31.5-090910	9/9/2010	<24	U		<48	U		<35	U		<65	U		<20	U		<37	U		<63	U		1100			<58	U	
		VMP-3-31.5-112210	11/22/2010	<16	U		<33	U		<24	U		<45	U		<14	U		<26	U		<44	U		1400			<41	U	
		VMP-3-31.5-020911	2/9/2011	<16	U		<32	U		<23	U		<43	U		<13	U		<25	U		<42	U		1000			<39	U	
		VMP-3-31.5-041411	4/14/2011	<130	U		<260	U		<190	U		<350	U		<440	U		<200	U		<340	U		910			<320	U	
		VMP-3-31.5-041411-DUP	4/14/2011	<130	U		<260	U		<190	U		<350	U		<440	U		<200	U		<340	U		830			<320	U	
		VMP-3-31.5-080211	8/2/2011	<290	U		<590	U		<430	U		<800	U		<990	U		<460	U		<780	U		1000			<720	U	
		VMP-3-31.5-080211-Dup	8/2/2011	<170	U		<350	U		<250	U		<470	U		<580	U		<270	U		<450	U		1400			<420	U	
		VMP-3-31.5-110811	11/8/2011	13	J		<14	U		<10	U		<19	U		<23	U		<11	U		<18	U		49			<17	U	
		VMP-3-31.5-012712	1/27/2012	<43	U		<87	U		<64	U		<120	U		<150	U		<68	U		<110	U		210		J	<110	U	
		VMP-3-31.5-041912	4/19/2012	<74	U		<150	U		<110	U		<200	U		<250	U		<120	U		<200	U		580			<180	U	
		VMP-3-31.5-041912-Dup	4/19/2012	<71	U		<140	U		<100	U		<200	U		<240	U		<110	U		<190	U		590			<180	U	
		VMP-3-31.5-072312	7/23/2012	<18	U		<36	U		<26	U		<49	U		<60	U		<28	U		<47	U		120			<44	U	
	39 ft	VMP-3-39	11/4/2009	<38	U		<78	U		<57	U		<100	U		<32	U		<60	U		<100	U		790			<95	U	
VMP-4	5 ft	VMP-4-5	11/5/2009	<0.039	U		<0.08	U		<0.058	U		<0.11	U		<0.033	U		<0.062	U		<0.1	U		5.7			<0.097	U	
		VMP-4-5-082510	8/25/2010	<0.22	U		<0.45	U		<0.33	U		<0.61	U		<0.19	U		<0.35	U		<0.59	U		40			<0.55	U	
		VMP-4-5-112210	11/22/2010	<8.4	U		<17	U		<12	U		<23	U		<7.1	U		<13	U		<22	U		1200			<21	U	
		VMP-4-5-021411	2/14/2011	<0.49	U		<0.99	U		<0.72	U		<1.3	U		<0.42	U		<0.77	U		<1.3	U		120			<1.2	U	
		VMP-4-5-041911	4/19/2011	<22	U		<46	U		<33	U		<62	U		<76	U		<35	U		<60	U		770			<56	U	
		VMP-4-5-080311	8/3/2011	<0.19	U		<0.098	U		0.02	J		<0.13	U		<0.16	U		<0.076	U		<0.13	U		0.2			<0.12	U	
		VMP-4-5-110911	11/9/2011	<0.011	U		<0.0054	U		<0.0039	U		<0.0073	U		<0.009	U		<0.0042	U		0.0014	J		0.0092			<0.0066	U	
		VMP-4-5-013012	1/30/2012	<0.14	U		<0.28	U		<0.2	U		<0.37	U		<0.46	U		<0.21	U		<0.36	U		6.2		J	<0.34	U	
		VMP-4-5-042512	4/25/2012	<0.014	J	U	<0.0068	U		<0.005	J	U	<0.0092	U		<0.011	U		<0.0053	U		<0.022	U		0.17			0.0022	J	
		VMP-4-5-072512	7/25/2012	0.014		J	<0.0067	U		0.0042	J	U	<0.0091	U		<0.011	U		0.0019	J		<0.022	U		0.0087			<0.0082	U	
	12 ft	VMP-4-12	11/5/2009	<0.66	U		<1.3	U		<0.97	U		<1.8	U		<0.56	U		<1	U		<1.7	U		170			<1.6	U	
		VMP-4-12-082510	8/25/2010	<3.9	U		<7.9	U		<5.8	U		<11	U		<3.3	U		<6.2	U		<10	U		880			<9.7	U	
		VMP-4-12-112310	11/23/2010	<4	U		<8.1	U		<5.9	U		<11	U		<3.4	U		<6.3	U		<11	U		760			<9.9	U	
		VMP-4-12-021411	2/14/2011	<1	U		<2	U		<1.5	U		<2.8	U		<0.85	U		<1.6	U		<2.7	U		280			<2.5	U	
		VMP-4-12-041911	4/19/2011	<19	U		<39	U		<29	U		<53	U		<66	U		<30	U		<52	U		860			<48	U	
		VMP-4-12-080311	8/3/2011	<2.2	U		<4.5	U		<3.3	U		<6.1	U		<7.6	U		<3.5	U		<5.9	U		230			<5.5	U	
		VMP-4-12-080311-Dup	8/3/2011	<4.5	U		<9.1	U		<6.6	U		<12	U		<15	U		<7	U		<12	U		210			<11	U	
		VMP-4-12-110911	11/9/2011	<2.7	U		<1.4	U		<1	U		<1.9	U		<2.3	U		<1.1	U		<1.8	U		16			<1.7	U	
		VMP-4-12-013012	1/30/2012	<1.4	U		<2.8	U		<2.1	U		<3.8	U		<4.7	U		<2.2	U		<3.7	U		100			<3.4	U	
		VMP-4-12-041812	4/18/2012	<0.012	J	U	<0.0063	U		<0.0046	U		<0.0086	U		<0.011	U		<0.0049	U		0.0028	J		0.0096			0.0019	J	
		VMP-4-12-072312	7/23/2012	<0.061	U		<0.031	U		<0.022	U		<0.041	U		<0.051	U		<0.024	U		<0.1	U		0.1			<0.037	U	
	23.5 ft	VMP-4-23.5	11/5/2009	<30	U		<61	U		<45	U		<83	U		<26	U		<47	U		<80	U		2500			<74	U	
		VMP - 4 - 23.5 - 083110	8/31/2010	<4.5	U		<9.1	U		<6.6	U		<12	U		<3.8	U		<7	U		<12	U		3000		J	<11	U	
		VMP-4-23.5-112310	11/23/2010	<45	U		<92	U		<67	U		<120	U		<38	U		<71	U		<120	U		2900			<110	U	
		VMP-4-23.5-021411	2/14/2011	<1.6	U		<3.3	U		<2.4	U		<4.5	U		<1.4	U		<2.6	U		<4.4	U		1700		J	<4.1	U	
		VMP-4-23.5-042011	4/20/2011	<100	U		<210	U		<160	U		<290	U		<360	U		<160	U		<280	U		2600			<260	U	
		VMP-4-23.5-042011-DUP	4/20/2011	<100	U		<210	U		<160	U		<290	U		<360	U		<160	U		<280	U		2400			<260	U	
		VMP-4-23.5-080611	8/6/2011	<4.4	U		<8.8	U		<6.5	U		<12	U		<15	U		<6.9	U		<12	U		1900			<11	U	
		VMP-4-23.5-110911	11/9/2011	<52	U		<26	U		<19	U		<36	U		<44	U		<20	U		<35	U		940			<32	U	
		VMP-4-23.5-013012	1/30/2012	<28	U		<56	U		<41	U		<76	U		<94	U		<44	U		<74	U		3400		J	<69	U	
		VMP-4-23.5-013012-DUP	1/30/2012	<19	U		<39	U		<29	U		<53	U		<66	U		<30	U		<52	U		2500		J	<48	U	
		VMP-4-23.5-041912	4/19/2012	2	J		<12	U		<9	U		<17	U		<21	U		<9.6	U		<16	U		1500			<15	U	
		VMP-4-23.5-072312	7/23/2012	<2.9	U		<5.9	U		<4.3	U		<8	U		<9.9	U		<4.6	U		<7.8	U		540			<7.2	U	
	39 ft	VMP-4-39	11/5/2009	<23	U		<47	U		<34	U		<63	U		<20	U		<36	U		<62	U		2400			<57	U	
		VMP-4-39-042111	4/21/2011	<130	U		<260	U		<190	U		<360	U		<440	U		<200	U		<350	U		2400			<320	U	
		VMP-4-39-041912	4/19/2012	<3.1	U		<6.3	U		<4.6	U		<8.6	U		<11	U		<4.9	U		<8.3	U		2300			<7.7	U	
		VMP-4-39-072312	7/23/2012	<4.7	U		<9.5	U		<7	U		<13	U		<16	U		<7.4	U		<12	U		1400		J	<12	U	

SEE PAGES 50 THROUGH 56 OF TABLE FOR NOTES

TABLE 3
CUMULATIVE SUMMARY OF SOIL VAPOR ANALYTICAL DETECTIONS AND SCREENING RESULTS: VILLAGE - VOCS

Location	Depth	Sample ID	Sample Date	1,2-Dichlorobenzene			1,3-Dichlorobenzene			1,4-Dichlorobenzene			Dichlorodifluoromethane			1,1-Dichloroethane			1,2-Dichloroethane			1,1-Dichloroethene			cis-1,2-Dichloroethene			trans-1,2-Dichloroethene		
				290						1200						690			0.099			240			1100000			85		
				Result	Lab	URS	Result	Lab	URS	Result	Lab	URS	Result	Lab	URS	Result	Lab	URS	Result	Lab	URS	Result	Lab	URS	Result	Lab	URS	Result	Lab	URS
VMP-3	5 ft	VMP-3-5	11/3/2009	<0.032	U		<0.032	U		<0.032	U		<0.027	U		<0.022	U		<0.022	U		<0.021	U		<0.021	U		<0.021	U	
		VMP-3-5-090910	9/9/2010	<8	U		<8	U		<8	U		<6.6	U		<5.4	U		<5.4	U		<5.3	U		<5.3	U		<5.3	U	
		VMP-3-5-112210	11/22/2010	<8.1	U		<8.1	U		<8.1	U		<6.6	U		<5.4	U		<5.4	U		<5.3	U		<5.3	U		<5.3	U	
		VMP-3-5-020911	2/9/2011	<3.6	U		<3.6	U		<3.6	U		<3	U		<2.4	U		<2.4	U		<2.4	U		<2.4	U		<2.4	U	
		VMP-3-5-041411	4/14/2011	<39	U		<39	U		<39	U		<32	U		<26	U		<26	U		<26	U		<26	U		<26	U	
		VMP-3-5-080211	8/2/2011	<0.0093	U		<0.0093	U		<0.0093	U		<0.0077	U		<0.0063	U		<0.0063	U		<0.0062	U		<0.0062	U		<0.0062	U	
		VMP-3-5-110811	11/8/2011	<0.0051	U		<0.0051	U		<0.0051	U		0.0019	J		<0.0035	U		<0.0035	U		<0.0034	U		<0.0034	U		<0.0034	U	
		VMP-3-5-110811-DUP	11/8/2011	<0.0053	U		<0.0053	U		<0.0053	U		0.002	J		<0.0035	U		<0.0035	U		<0.0035	U		<0.0035	U		<0.0035	U	
		VMP-3-5-012712	1/27/2012	<2.6	U		<2.6	U		<2.6	U		<2.2	U		<1.8	U		<1.8	U		<1.7	U		<1.7	U		<1.7	U	
		VMP-3-5-041912	4/19/2012	<0.0057	U		<0.0057	U		<0.0057	J	U	0.0031	J		<0.0039	U		<0.0039	J	U	<0.0038	U		<0.0038	U		<0.0038	U	
		VMP-3-5-072712	7/27/2012	0.0011	J	U	0.0014	J	U	0.0018	J	U	0.0029	J		<0.0041	U		<0.0041	U		<0.004	U		<0.004	U		<0.004	U	
	10 ft	VMP-3-10	6/21/2010	<9.1	U		<9.1	U		<9.1	U		<7.5	U		<6.1	U		<6.1	U		<6	U		<6	U		<6	U	
		VMP 3-10-091010	9/10/2010	<26	U		<26	U		<26	U		<21	U		<17	U		<17	U		<17	U		<17	U		<17	U	
		VMP-3-10-092010	9/20/2010	<19	U		<19	U		<19	U		<15	U		<12	U		<12	U		<12	U		<12	U		<12	U	
		VMP-3-10-112210	11/22/2010	<7.9	U		<7.9	U		<7.9	U		<6.5	U		<5.3	U		<5.3	U		<5.2	U		<5.2	U		<5.2	U	
		VMP-3-10-112210-Dup	11/22/2010	<11	U		<11	U		<11	U		<9.1	U		<7.4	U		<7.4	U		<7.3	U		<7.3	U		<7.3	U	
		VMP-3-10-020811	2/8/2011	<12	U		<12	U		<12	U		<9.6	U		<7.8	U		<7.8	U		<7.7	U		<7.7	U		<7.7	U	
		VMP-3-10-041311	4/13/2011	<68	U		<68	U		<68	U		<56	U		<46	U		<46	U		<45	U		<45	U		<45	U	
		VMP-3-10-080311	8/3/2011	<0.085	U		<0.085	U		<0.085	U		<0.07	U		<0.057	U		<0.057	U		<0.056	U		<0.056	U		<0.056	U	
		VMP-3-10-110811	11/8/2011	<0.007	U		<0.007	U		<0.007	U		0.0022	J	J	<0.0047	U		<0.0047	U		<0.0046	U		<0.0046	U		<0.0046	U	
		VMP-3-10-012712	1/27/2012	<0.05	U		<0.05	U		<0.05	U		<0.042	U		<0.034	U		<0.034	U		<0.033	U		<0.033	U		<0.033	U	
		VMP-3-10-042012	4/20/2012	<0.0051	J	U	<0.0051	J	U	<0.0051	J	U	0.003	J		<0.0035	U		<0.0035	J	U	<0.0034	U		<0.0034	J	U	0.0012	J	
		VMP-3-10-072312	7/23/2012	<0.006	U		<0.006	U		<0.006	U		0.0027	J		<0.0041	U		<0.0041	U		<0.004	U		<0.004	U		<0.004	U	
	22 ft	VMP-3-22	11/4/2009	<23	U		<23	U		<23	U		<19	U		<16	U		<16	U		<15	U		<15	U		<15	U	
		VMP-3-22-092010	9/20/2010	<24	U		<24	U		<24	U		<20	U		<16	U		<16	U		<16	U		<16	U		<16	U	
		VMP-3-22-112210	11/22/2010	<28	U		<28	U		<28	U		<23	U		<19	U		<19	U		<18	U		<18	U		<18	U	
		VMP-3-22-020811	2/8/2011	<14	U		<14	U		<14	U		<11	U		<9.3	U		<9.3	U		<9.1	U		<9.1	U		<9.1	U	
		VMP-3-22-041511	4/15/2011	<74	U		<74	U		<74	U		<61	U		<50	U		<50	U		<49	U		<49	U		<49	U	
		VMP-3-22-080611	8/6/2011	<0.12	U		<0.12	U		<0.12	U		<0.098	U		<0.08	U		<0.08	U		<0.078	U		<0.078	U		<0.078	U	
		VMP-3-22-110811	11/8/2011	<0.0053	U		<0.0053	U		<0.0053	U		0.0019	J		<0.0035	U		<0.0035	U		<0.0035	U		<0.0035	U		<0.0035	U	
		VMP-3-22-013012	1/30/2012	<0.021	U		<0.021	U		<0.021	U		<0.017	U		<0.014	U		<0.014	U		<0.014	U		<0.014	U		<0.014	U	
		VMP-3-22-042012	4/20/2012	<0.0053	J	U	<0.0053	J	U	<0.0053	J	U	0.0027	J		<0.0035	U		0.00068	J		<0.0035	U		<0.0035	J	U	<0.0035	U	
		VMP-3-22-072312	7/23/2012	<0.0059	U		<0.0059	U		<0.0059	U		0.0026	J		<0.004	U		<0.004	U		<0.0039	U		<0.0039	U		<0.0039	U	
	31.5 ft	VMP-3-31.5	11/4/2009	<37	U		<37	U		<37	U		<31	U		<25	U		<25	U		<24	U		<24	U		<24	U	
		VMP-3-31.5-090910	9/9/2010	<46	U		<46	U		<46	U		<38	U		<31	U		<31	U		<30	U		<30	U		<30	U	
		VMP-3-31.5-112210	11/22/2010	<32	U		<32	U		<32	U		<26	U		<21	U		<21	U		<21	U		<21	U		<21	U	
		VMP-3-31.5-020911	2/9/2011	<30	U		<30	U		<30	U		<25	U		<20	U		<20	U		<20	U		<20	U		<20	U	
		VMP-3-31.5-041411	4/14/2011	<250	U		<250	U		<250	U		<200	U		<170	U		<170	U		<160	U		<160	U		<160	U	
		VMP-3-31.5-041411-DUP	4/14/2011	<250	U		<250	U		<250	U		<200	U		<170	U		<170	U		<160	U		<160	U		<160	U	
		VMP-3-31.5-080211	8/2/2011	<560	U		<560	U		<560	U		<460	U		<380	U		<380	U		<370	U		<370	U		<370	U	
		VMP-3-31.5-080211-Dup	8/2/2011	<330	U		<330	U		<330	U		<270	U		<220	U		<220	U		<220	U		<220	U		<220	U	
		VMP-3-31.5-110811	11/8/2011	<13	U		<13	U		<13	U		<11	U		<8.9	U		6.9	J		<8.7	U		<8.7	U		<8.7	U	
		VMP-3-31.5-012712	1/27/2012	<83	U		<83	U		<83	U		<68	U		<56	U		<56	U		<55	U		<55	U		<55	U	
		VMP-3-31.5-041912	4/19/2012	<140	U		<140	U		<140	U		<120	U		<97	U		<97	U		<95	U		<95	U		<95	U	
		VMP-3-31.5-041912-Dup	4/19/2012	<140	U		<140	U		<140	U		<120	U		<97	U		<97	U		<95	U		<95	U		<95	U	
		VMP-3-31.5-072312	7/23/2012	<34	U		<34	U		<34	U		<28	U		<23	U		<23	U		<23	U		<23	U		<23	U	
	39 ft	VMP-3-39	11/4/2009	<74	U		<74	U		<74	U		<61	U		<50	U		<50	U		<49	U		<49	U		<49	U	
VMP-4	5 ft	VMP-4-5	11/5/2009	<0.076	U		<0.076	U		<0.076	U		<0.062	U		<0.051	U		<0.051	U		<0.05	U		<0.05	U		<0.05	U	
		VMP-4-5-082510	8/25/2010	<0.43	U		<0.43	U		<0.43	U		<0.36	U		<0.29	U		<0.29	U		<0.28	U		<0.28	U		<0.28	U	
		VMP-4-5-112210	11/22/2010	<16	U		<16	U		<16	U		<13	U		<11	U		<11	U		<11	U		<11	U		<11	U	
		VMP-4-5-021411	2/14/2011	<0.95	U		<0.95	U		<0.95	U		<0.78	U		<0.64	U		<0.64	U		<0.62	U		<0.62	U		<0.62	U	
		VMP-4-5-041911	4/19/2011	<44	U		<44	U		<44	U		<36	U		<29	U		<29	U		<29	U		<29	U		<29	U	
		VMP-4-5-080311	8/3/2011	<0.093	U		<0.093	U		<0.093	U		<0.077	U		<0.063	U		<0.063	U		<0.062	U		<0.062	U		<0.062	U	
		VMP-4-5-110911	11/9/2011	<0.0051	U		<0.0051	U		<0.0051	U		0.0019	J		<0.0035	U		<0.0035	U		<0.0034	U		<0.0034	U		<0.0034	U	
		VMP-4-5-013012	1/30/2012	<0.26	U		<0.26	U		<0.26	U		<0.22	U		<0.18	U		<0.18	U		<0.17	U		<0.17	U		<0.17	U	
		VMP-4-5-042512	4/25/2012	<0.0065	J	U	<0.0065	J	U	<0.0065	J	U	0.0026	J		<0.0044	U		<0.0044	U		<0.0043	U		<0.0043	U		<0.0043	U	
		VMP-4-5-072512	7/25/2012	<0.0064	U		0.0015	J	U	0.0032	J	U	0.0028	J		<0.0043	U		<0.0043	U		<0.0042	U		<0.0042	U		<0.0042	U	
	12 ft	VMP-4-12	11/5/2009	<1.3	U		<1.3	U		<1.3	U		<1	U		<0.85	U		<0.85	U		<0.84	U		<0.84	U		<0.84	U	
		VMP-4-12-082510	8/25/2010	<7.6	U		<7.6	U		<7.6	U		<6.2	U		<5.1	U		<5.1	U		<5	U		<5	U		<5	U	
		VMP-4-12-112310	11/23/2010	<7.8	U		<7.8	U		<7.8	U		<6.4	U		<5.2	U		<5.2	U		<5.1	U		<5.1	U		<5.1	U	
		VMP-4-12-021411	2/14/2011	<1.9	U		<1.9	U		<1.9	U		<1.6	U		<1.3	U		<1.3	U		<1.3	U		<1.3	U		<1.3	U	
		VMP-4-12-041911	4/19/2011	<38	U		<38	U		<38	U		<31	U		<25	U		<25	U		<25	U		<25	U		<25	U	
		VMP-4-12-080311	8/3/2011	<4.3	U		<4.3	U		<4.3	U		<3.6	U		<2.9	U		<2.9	U		<2.8	U		<2.8	U		<2.8	U	
		VMP-4-12-080311-Dup	8/3/2011	<8.7	U		<8.7	U		<8.7	U		<7.1	U		<5.8	U		<5.8	U		<5.7	U		<5.7	U		<5.7	U	
		VMP-4-12-110911	11/9/2011	<1.3	U		<1.3	U		<1.3	U		<1.1	U	UJ	<0.89	U		<0.89	U		<0.87	U		<0.87	U		<0.87	U	
		VMP-4-12-013012	1/30/2012	<2.7	U		<2.7	U		<2.7	U		<2.2	U		<1.8	U		<1.8	U		<1.8	U		<1.8	U		<1.8	U	
		VMP-4-12-041812	4/18/2012	<0.006	U		<0.006	U		<0.006	J	U	0.003	J		<0.0041	U		<0.0041	J	U	<0.004	U		<0.004	U		<0.004	U	
		VMP-4-12-072312	7/23/2012	<0.029	U		<0.029	U		<0.029	U		<0.024	U		<0.02	U		<0.02	U		<0.019	U		<0.019	U		<0.019	U	
	23.5 ft	VMP-4-23.5	11/5/2009	<58	U		<58	U		<58	U		<48	U		<39	U		<39	U		<38	U		<38	U		<38	U	
		VMP - 4 - 23.5 - 083110	8/31/2010	<8.7	U		<8.7	U		<8.7	U		<7.1	U		<5.8	U		<5.8	U		<5.7	U		<5.7	U		<5.7	U	
		VMP-4-23.5-112310	11/23/2010	<87	U		<87	U		<87	U		<72	U		<59	U		<59	U		<58	U		<58	U		<58	U	
		VMP-4-23.5-021411	2/14/2011	<3.2	U		<3.2	U		<3.2	U		<2.6	U		<2.1	U		<2.1	U		<2.1	U		<2.1	U		<2.1	U	
		VMP-4-23.5-042011	4/20/2011	<200	U		<200	U		<200	U		<170	U		<140	U		<140	U		<130	U		<130	U		<130	U	
		VMP-4-23.5-042011-DUP	4/20/2011	<200	U		<200	U		<200	U		<170	U		<140	U		<140	U		<130	U		<130	U		<130	U	
		VMP-4-23.5-080611	8/6/2011	<8.4	U		<8.4	U		<8.4	U		<6.9	U		<5.7	U		<5.7	U		<5.6	U		<5.6	U		<5.6	U	
		VMP-4-23.5-110911	11/9/2011	<25	U		<25	U		<25	U		<21	U		<17	U		13	J		<17	U		<17	U		<17	U	
		VMP-4-23.5-013012	1/30/2012	<54	U		<54	U		<54	U		<44	U		<36	U		<36	U		<35	U		<35	U		<35	U	
		VMP-4-23.5-013012-DUP	1/30/2012	<38	U		<38	U		<38	U		<31	U		<25	U		<25	U		<25	U		<25	U		<25	U	
		VMP-4-23.5-041912	4/19/2012	<12	U		<12	U		<12	U		<9.7	U		<7.9	U		<7.9	U		<7.8	U		<7.8	U		<7.8	U	
		VMP-4-23.5-072312	7/23/2012	<5.6	U		<5.6	U		<5.6	U		<4.6	U		<3.8	U		<3.8	U		<3.7	U		<3.7	U		<3.7	U	
	39 ft	VMP-4-39	11/5/2009	<45	U		<45	U		<45	U		<37	U		<30	U		<30	U		<30	U		<30	U		<30	U	
		VMP-4-39-042111	4/21/2011	<250	U		<250	U		<250	U		<210	U		<170	U		<170	U		<170	U		<170	U		<170	U	
		VMP-4-39-041912	4/19/2012	<6	U		<6	U		<6	U		<5	U		<4.1	U		<4.1	U		<4	U		<4	U		<4	U	
		VMP-4-39-072312	7/23/2012	<9.1	U		<9.1	U		<9.1	U		<7.5	U		<6.1	U		<6.1	U		<6	U		<6	U		<6	U	

SEE PAGES 50 THROUGH 56 OF TABLE FOR NOTES

TABLE 3
CUMULATIVE SUMMARY OF SOIL VAPOR ANALYTICAL DETECTIONS AND SCREENING RESULTS: VILLAGE - VOCS

Location	Depth	Sample ID	Sample Date	Dichloromethane (Methylene			1,2-Dichloropropane			cis-1,3-Dichloropropene			trans-1,3-Dichloropropene			1,4-Dioxane			Ethanol			Ethylbenzene			4-Ethyltoluene			Freon 113		
				5.6			0.062			0.9			0.9			0.22						1400								
				Result	Lab	URS	Result	Lab	URS	Result	Lab	URS	Result	Lab	URS	Result	Lab	URS	Result	Lab	URS	Result	Lab	URS	Result	Lab	URS	Result	Lab	URS
VMP-3	5 ft	VMP-3-5	11/3/2009	<0.019	U	UJ	<0.025	U		<0.024	U		<0.024	U		<0.078	U		<0.041	U		0.065			0.035			<0.041	U	
		VMP-3-5-090910	9/9/2010	<4.6	U		<6.1	U		<6	U		<6	U		<19	U		<10	U		<5.8	U		<6.5	U		<10	U	
		VMP-3-5-112210	11/22/2010	14			<6.2	U		<6.1	U		<6.1	U		<19	U		<10	U		<5.8	U		<6.6	U		<10	U	
		VMP-3-5-020911	2/9/2011	<2.1	U		<2.8	U		<2.7	U		<2.7	U		<8.7	U		<4.6	U		<2.6	U		<3	U		<4.6	U	
		VMP-3-5-041411	4/14/2011	<22	U		<30	U		<30	U		<30	U		<94	U		<49	U		<28	U		<32	U		<50	U	
		VMP-3-5-080211	8/2/2011	0.0018	J		<0.0072	U		<0.007	U		<0.007	U		<0.022	U		0.18			0.0028	J		0.0019	J		<0.012	U	
		VMP-3-5-110811	11/8/2011	0.003			<0.004	U		<0.0039	U		<0.0039	U		<0.012	U		0.014			<0.0037	U		0.00043	J		<0.0066	U	
		VMP-3-5-110811-DUP	11/8/2011	0.001	J		<0.004	U		<0.004	U		<0.004	U		<0.013	U		0.016			<0.0038	U		0.00045	J		<0.0067	U	
		VMP-3-5-012712	1/27/2012	0.68	J		<2	U		<2	U		<2	U		<6.3	U		<3.3	U		<1.9	U		<2.2	U		<3.4	U	
		VMP-3-5-041912	4/19/2012	<0.033	J	U	<0.0044	U		<0.0043	U		0.0011	J		0.041			0.025		J	0.0074			0.0037	J		<0.0073	U	
		VMP-3-5-072712	7/27/2012	0.0024	J		0.00081	J		<0.0046	U		<0.0046	U		<0.014	U		0.072			0.0032	J	U	0.0028	J		<0.0077	U	
	10 ft	VMP-3-10	6/21/2010	<5.3	U		<7	U		<6.9	U		<6.9	U		<22	U		<11	U		<6.6	U		3.1	J		<12	U	
		VMP 3-10-091010	9/10/2010	<15	U		<20	U		<19	U		<19	U		<61	U		<32	U		<18	U		<21	U		<32	U	
		VMP-3-10-092010	9/20/2010	<11	U		<14	U		<14	U		<14	U		<45	U		<23	U		<13	U		<15	U		<24	U	
		VMP-3-10-112210	11/22/2010	<4.6	U		<6.1	U		<6	U		<6	U		<19	U		<9.9	U		<5.7	U		<6.5	U		<10	U	
		VMP-3-10-112210-Dup	11/22/2010	<6.4	U		<8.5	U		<8.4	U		<8.4	U		<26	U		<14	U		<8	U		<9	U		<14	U	
		VMP-3-10-020811	2/8/2011	<6.7	U		<9	U		<8.8	U		<8.8	U		<28	U		<15	U		<8.4	U		<9.5	U		<15	U	
		VMP-3-10-041311	4/13/2011	<39	U		<52	U		<51	U		<51	U		<160	U		<85	U		<49	U		<55	U		<86	U	
		VMP-3-10-080311	8/3/2011	<0.049	U		<0.066	U		<0.064	U		<0.064	U		<0.2	U		0.1	J		<0.062	U		<0.07	U		<0.11	U	
		VMP-3-10-110811	11/8/2011	<0.004	J	U	<0.0054	U		<0.0053	U		<0.0053	U		<0.017	U		0.01			<0.005	U		<0.0057	U		<0.0089	U	
		VMP-3-10-012712	1/27/2012	<0.029	U		<0.039	U		<0.038	U		<0.038	U		<0.12	U		0.018	J		0.023	J		0.041	J		<0.064	U	
		VMP-3-10-042012	4/20/2012	<0.03	J	U	0.00088	J		<0.0039	J	U	<0.0039	J	U	<0.012	U		0.021			0.002	J		0.0013	J		<0.0066	U	
		VMP-3-10-072312	7/23/2012	0.0032	J		<0.0046	U		<0.0046	U		<0.0046	U		<0.014	U		0.018			<0.0044	U		0.00078	J		<0.0077	U	
	22 ft	VMP-3-22	11/4/2009	<13	U		<18	U		<18	U		<18	U		<56	U		<29	U	UJ	<17	U		<19	U		<30	U	
		VMP-3-22-092010	9/20/2010	<14	U		<19	U		<18	U		<18	U		<58	U		<31	U		9.4	J		7.7	J		<31	U	
		VMP-3-22-112210	11/22/2010	19			<22	U		<21	U		<21	U		<67	U		<35	U		<20	U		<23	U		<36	U	
		VMP-3-22-020811	2/8/2011	<8	U		<10	U		<10	U		<10	U		<33	U		<17	U		3.6	J		<11	U		<18	U	
		VMP-3-22-041511	4/15/2011	<43	U	UJ	<57	U		<56	U		<56	U		<180	U		<93	U		<54	U		<61	U		<95	U	
		VMP-3-22-080611	8/6/2011	<0.069	U		<0.091	U		<0.09	U		<0.09	U		<0.28	U		0.16			0.025	J		<0.097	U		<0.15	U	
		VMP-3-22-110811	11/8/2011	0.0021	J		<0.004	U		<0.004	U		<0.004	U		<0.013	U		0.12			<0.0038	U		<0.0043	J	U	<0.0067	U	
		VMP-3-22-013012	1/30/2012	<0.012	U		<0.016	U		<0.016	U		<0.016	U		0.013	J		<0.026	U		0.0087	J		<0.017	U		<0.027	U	
		VMP-3-22-042012	4/20/2012	<0.03	J	U	<0.004	U		<0.004	U		<0.004	J	U	<0.013	U		0.022			0.0015	J		0.001	J		<0.0067	U	
		VMP-3-22-072312	7/23/2012	0.0015	J		<0.0045	U		<0.0044	U		<0.0044	U		<0.014	U		0.013			<0.0042	U		<0.0048	U		<0.0075	U	
	31.5 ft	VMP-3-31.5	11/4/2009	<22	U		<29	U		<28	U		<28	U		<89	U		<47	U		78			<30	U		<48	U	
		VMP-3-31.5-090910	9/9/2010	<26	U		<35	U		<34	U		<34	U		<110	U		<57	U		57			53			<58	U	
		VMP-3-31.5-112210	11/22/2010	<18	U		<24	U		<24	U		<24	U		<76	U		<40	U		50			17	J		<41	U	
		VMP-3-31.5-020911	2/9/2011	<18	U		<23	U		<23	U		<23	U		<73	U		<38	U		33			<25	U		<39	U	
		VMP-3-31.5-041411	4/14/2011	<140	U		<190	U		<190	U		<190	U		<600	U		<310	U		<180	U		<200	U		<320	U	
		VMP-3-31.5-041411-DUP	4/14/2011	<140	U		<190	U		<190	U		<190	U		<600	U		<310	U		<180	U		<200	U		<320	U	
		VMP-3-31.5-080211	8/2/2011	<330	U		<430	U		<430	U		<430	U		<1400	U		<710	U		<410	U		<460	U		<720	U	
		VMP-3-31.5-080211-Dup	8/2/2011	<190	U		<250	U		<250	U		<250	U		<790	U		<410	U		<240	U		<270	U		<420	U	
		VMP-3-31.5-110811	11/8/2011	<7.6	U		<10	U		<9.9	U		<9.9	U		<32	U		5.7	J		<9.5	U		<11	U		<17	U	
		VMP-3-31.5-012712	1/27/2012	14	J	J	<64	U		<63	U		<63	U		<200	U		<100	U		<60	U		<68	U		<110	U	
		VMP-3-31.5-041912	4/19/2012	<83	U		<110	U		<110	U		<110	U		<340	U		<180	U		<100	U		<120	U		<180	U	
		VMP-3-31.5-041912-Dup	4/19/2012	<80	U		<100	U		<100	U		<100	U		<330	U		<170	U		<99	U		<110	U		<180	U	
		VMP-3-31.5-072312	7/23/2012	<20	U		<26	U		<26	U		<26	U		<82	U		<43	U		<25	U		<28	U		<44	U	
	39 ft	VMP-3-39	11/4/2009	<43	U		<57	U		<56	U		<56	U		<180	U		<93	U		70			<61	U		<95	U	
VMP-4	5 ft	VMP-4-5	11/5/2009	<0.044	U		<0.058	U		<0.057	U		<0.057	U		<0.18	U		<0.095	U		<0.055	U		<0.062	U		<0.097	U	
		VMP-4-5-082510	8/25/2010	<0.25	U		<0.33	U		<0.33	U		<0.33	U		<1	U		<0.54	U		<0.31	U		0.061	J		<0.55	U	
		VMP-4-5-112210	11/22/2010	<9.3	U		<12	U		<12	U		<12	U		<39	U		<20	U		21			6.2	J		<21	U	
		VMP-4-5-021411	2/14/2011	<0.55	U		<0.73	U		<0.71	U		<0.71	U		<2.3	U		<1.2	U		<0.68	U		<0.77	U		<1.2	U	
		VMP-4-5-041911	4/19/2011	<25	U		<34	U		<33	U		<33	U		<100	U		<55	U		<31	U		<36	U		<56	U	
		VMP-4-5-080311	8/3/2011	<0.054	U		<0.072	U		<0.07	U		<0.07	U		<0.22	U		0.22			<0.068	U		<0.076	U		<0.12	U	
		VMP-4-5-110911	11/9/2011	<0.003	J	U	<0.004	U		<0.0039	U		<0.0039	U		<0.012	U		0.028			0.00078	J		<0.0042	J	U	<0.0066	U	
		VMP-4-5-013012	1/30/2012	0.19		J	<0.2	U		<0.2	U		<0.2	U		<0.63	U		<0.33	U		<0.19	U		<0.22	U		<0.34	U	
		VMP-4-5-042512	4/25/2012	<0.038	J	U	<0.005	U		<0.0049	U		<0.0049	J	U	<0.016	U		0.089			0.0082			0.0041	J		<0.0083	U	
		VMP-4-5-072512	7/25/2012	0.0026	J		<0.0049	U		<0.0048	U		<0.0048	U		<0.015	U		0.095			0.021			0.0093			<0.0082	U	
	12 ft	VMP-4-12	11/5/2009	<0.73	U		<0.98	U		<0.96	U		<0.96	U		<3	U		<1.6	U		<0.92	U		1.2			<1.6	U	
		VMP-4-12-082510	8/25/2010	<4.4	U		<5.8	U		<5.7	U		<5.7	U		<18	U		<9.5	U		7.8			3.6	J		<9.6	U	
		VMP-4-12-112310	11/23/2010	<4.5	U		<6	U		<5.8	U		<5.8	U		<18	U		<9.7	U		1.7	J		4.7	J		<9.9	U	
		VMP-4-12-021411	2/14/2011	<1.1	U		<1.5	U		<1.5	U		<1.5	U		<4.7	U		<2.4	U		<1.4	U		0.97	J		<2.5	U	
		VMP-4-12-041911	4/19/2011	<22	U		<29	U		<28	U		<28	U		<90	U		<47	U		33			11	J		<48	U	
		VMP-4-12-080311	8/3/2011	<2.5	U		<3.3	U		<3.3	U		<3.3	U		<10	U		<5.4	U		<3.1	U		<3.5	U		<5.5	U	
		VMP-4-12-080311-Dup	8/3/2011	<5	U		<6.7	U		<6.6	U		<6.6	U		<21	U		<11	U		<6.3	U		<7.1	U		<11	U	
		VMP-4-12-110911	11/9/2011	<0.76	U		<1	U		<0.99	U		<0.99	U		<3.2	U		<1.6	U		<0.95	U		<1.1	U		<1.7	U	
		VMP-4-12-013012	1/30/2012	<1.6	U		<2.1	U		<2	U		<2	U		<6.4	U		<3.4	U		0.46	J		<2.2	U		<3.4	U	
		VMP-4-12-041812	4/18/2012	<0.035	J	U	<0.0046	U		<0.0046	U		<0.0046	U		<0.014	U		0.03		J	0.0042	J		<0.0049	U		<0.0077	U	
		VMP-4-12-072312	7/23/2012	<0.17	U		<0.022	U		<0.022	U		<0.022	U		<0.07	U		0.06			0.09			<0.024	U		<0.037	U	
	23.5 ft	VMP-4-23.5	11/5/2009	<34	U		<45	U		<44	U		<44	U		<140	U		<73	U		720			110			<74	U	
		VMP - 4 - 23.5 - 083110	8/31/2010	<5	U		<6.7	U		<6.6	U		<6.6	U		<21	U		<11	U		960		J	230		J	<11	U	
		VMP-4-23.5-112310	11/23/2010	<50	U		<67	U		<66	U		<66	U		<210	U		<110	U		630			58	J		<110	U	
		VMP-4-23.5-021411	2/14/2011	<1.8	U		<2.4	U		<2.4	U		<2.4	U		<7.6	U		<4	U		93		J	1.2	J	J	<4.1	U	
		VMP-4-23.5-042011	4/20/2011	<120	U		<160	U		<150	U		<150	U		<480	U		65	J		530			69	J		<260	U	
		VMP-4-23.5-042011-DUP	4/20/2011	53	J		<160	U		<150	U		<150	U		<480	U		<250	U		490			69	J		<260	U	
		VMP-4-23.5-080611	8/6/2011	<4.9	U		<6.5	U		<6.4	U		<6.4	U		<20	U		<10	U		180			21			<11	U	
		VMP-4-23.5-110911	11/9/2011	<14	U		<19	U		<19	U		<19	U		<60	U		<32	U		4	J		<21	U		<32	U	
		VMP-4-23.5-013012	1/30/2012	<31	U		<41	U		<41	U		<41	U		<130	U		<67	U		140		J	<44	U		<68	U	
		VMP-4-23.5-013012-DUP	1/30/2012	<22	U		<29	U		<28	U		<28	U		<90	U		<47	U		52		J	<31	U		<48	U	
		VMP-4-23.5-041912	4/19/2012	<6.8	U		<9	U		<8.9	U		<8.9	U		<28	U		<15	U		16			<9.6	U		<15	U	
		VMP-4-23.5-072312	7/23/2012	<3.3	U		<4.3	U		<4.3	U		<4.3	U		<14	U		<7.1	U		110			15			<7.2	U	
	39 ft	VMP-4-39	11/5/2009	<26	U		<34	U		<34	U		<34	U		<110	U		<56	U		620			120			<57	U	
		VMP-4-39-042111	4/21/2011	<140	U		<190	U		<190	U		<190	U		<600	U		<320	U		420			51	J		<320	U	
		VMP-4-39-041912	4/19/2012	<3.5	U		<4.6	U		<4.6	U		<4.6	U		<14	U		<7.6	U		120			12			<7.7	U	
		VMP-4-39-072312	7/23/2012	<5.2	U		<7	U		<6.8	U		<6.8	U		<22	U		<11	U		170		J	18		J	<12	U	

TABLE 3
CUMULATIVE SUMMARY OF SOIL VAPOR ANALYTICAL DETECTIONS AND SCREENING RESULTS: VILLAGE - VOCS

Location	Depth	Sample ID	Sample Date	Freon 114			Heptane			Hexachlorobutadiene			Hexane			2-Hexanone (Methyl N-Butyl			Isopentane			Isopropylbenzene (Cumene) 600			4-Methyl-2-pentanone (Methyl			Methyl tert-Butyl Ether (MTBE) 3400		
				Result	Lab	URS	Result	Lab	URS	Result	Lab	URS	Result	Lab	URS	Result	Lab	URS	Result	Lab	URS	Result	Lab	URS	Result	Lab	URS	Result	Lab	URS
VMP-3	5 ft	VMP-3-5	11/3/2009	<0.038	U		0.16			<0.23	U		0.58			<0.088	U					<0.026	U		<0.022	U		<0.019	U	
		VMP-3-5-090910	9/9/2010	<9.3	U		4.8	J		<57	U		110			<22	U					<6.5	U		<5.4	U		<4.8	U	
		VMP-3-5-112210	11/22/2010	<9.4	U		<5.5	U		<57	U		150			<22	U					<6.6	U		<5.5	U		<4.8	U	
		VMP-3-5-020911	2/9/2011	<4.2	U		<2.5	U		<26	U		25			<9.9	U					<3	U		<2.5	U		<2.2	U	
		VMP-3-5-041411	4/14/2011	<45	U		<27	U		<280	U		240			<110	U		12000			<32	U		<27	U		<23	U	
		VMP-3-5-080211	8/2/2011	<0.011	U		0.0027	J		<0.066	U		0.022			0.0035	J		0.3			0.021			0.092			<0.0056	U	
		VMP-3-5-110811	11/8/2011	<0.006	U		<0.0035	U		<0.036	U		<0.003	U		0.00045	J		0.0033	J		0.0039	J		0.021			<0.0031	U	
		VMP-3-5-110811-DUP	11/8/2011	<0.0061	U		0.0023	J		<0.037	U		0.0025	J		0.00046	J		0.0044	J		0.0034	J		0.019			<0.0032	U	
		VMP-3-5-012712	1/27/2012	<3	U		<1.8	U		<19	U		58			<7.2	U		1100			<2.2	U		<1.8	U		<1.6	U	
		VMP-3-5-041912	4/19/2012	<0.0067	U		0.011			<0.041	U		0.009			<0.016	U		0.017			0.043			0.48			<0.0034	U	
		VMP-3-5-072712	7/27/2012	<0.007	U		0.0029	J		<0.043	U		0.022			0.0036	J		0.009	J		0.015			0.059			<0.0036	U	
	10 ft	VMP-3-10	6/21/2010	<10	U		86			<65	U		1300			<25	U					2.8	J		<6.2	U		<5.5	U	
		VMP 3-10-091010	9/10/2010	<30	U		87			<180	U		1100			<70	U					5	J		<17	U		<15	U	
		VMP-3-10-092010	9/20/2010	<22	U		48			<130	U		660			<51	U					<15	U		<13	U		<11	U	
		VMP-3-10-112210	11/22/2010	<9.2	U		86			<56	U		1200			<22	U					7.8			<5.4	U		<4.8	U	
		VMP-3-10-112210-Dup	11/22/2010	<13	U		82			<78	U		1100			<30	U					5.4	J		<7.5	U		<6.6	U	
		VMP-3-10-020811	2/8/2011	<14	U		<8	U		<83	U		690			<32	U					<9.5	U		<7.9	U		<7	U	
		VMP-3-10-041311	4/13/2011	<79	U		<46	U		<480	U		560			<180	U		21000			<55	U		<46	U		<40	U	
		VMP-3-10-080311	8/3/2011	<0.099	U		<0.058	U		<0.6	U		0.1			<0.23	U		100	E	J	0.048	J		<0.058	U		<0.051	U	
		VMP-3-10-110811	11/8/2011	<0.0081	U		<0.0048	U		<0.05	U		0.0022	J		<0.019	J	U	0.96			0.0037	J		0.027			<0.0042	U	
		VMP-3-10-012712	1/27/2012	<0.059	U		0.32			<0.36	U		1.7			<0.14	U		7.9			0.016	J		0.042			<0.03	U	
		VMP-3-10-042012	4/20/2012	<0.006	U		0.0039			<0.036	U		0.015			<0.014	U		0.068			0.013			0.12			<0.0031	U	
		VMP-3-10-072312	7/23/2012	<0.007	U		<0.0041	U		<0.043	U		0.015			0.0053	J		0.15			0.0011	J		0.059			<0.0036	U	
	22 ft	VMP-3-22	11/4/2009	<27	U		310			<160	U		4900			<64	U					<19	U		<16	U		<14	U	
		VMP-3-22-092010	9/20/2010	<28	U		130			<170	U		1500			<67	U					14	J		<17	U		<15	U	
		VMP-3-22-112210	11/22/2010	<32	U		140			<200	U		2000			<76	U					20	J		<19	U		<17	U	
		VMP-3-22-020811	2/8/2011	<16	U		<9.4	U		<98	U		1400			<38	U					9.9	J		<9.4	U		<8.2	U	
		VMP-3-22-041511	4/15/2011	<87	U		50			<530	U		850			<200	U		24000			<61	U		<51	U		<45	U	
		VMP-3-22-080611	8/6/2011	<0.14	U		0.51			<0.84	U		3			<0.32	U		24			0.059	J		0.15			<0.071	U	
		VMP-3-22-110811	11/8/2011	<0.0061	U		<0.0036	U		<0.037	U		0.0014	J		<0.014	U		0.32			0.00078	J		0.0093			<0.0032	U	
		VMP-3-22-013012	1/30/2012	<0.024	U		0.45			<0.15	U		1.2			<0.057	U		2.8			0.0065	J		0.046			<0.013	U	
		VMP-3-22-042012	4/20/2012	<0.0061	U		0.004			<0.037	U		0.012			<0.014	U		0.28			0.013			0.1			<0.0032	U	
		VMP-3-22-072312	7/23/2012	<0.0068	U		0.0012	J		<0.042	U		0.00096	J		<0.016	U		<0.012	U		0.0014	J		0.013			<0.0035	U	
	31.5 ft	VMP-3-31.5	11/4/2009	<43	U		870			<260	U		18000	E	J	<100	U					<30	U		<25	U		<22	U	
		VMP-3-31.5-090910	9/9/2010	<53	U		1100			<320	U		25000			<120	U					<37	U		<31	U		<27	U	
		VMP-3-31.5-112210	11/22/2010	<37	U		1200			<230	U		20000			<87	U					<26	U		<22	U		<19	U	
		VMP-3-31.5-020911	2/9/2011	<35	U		480			<220	U		6400			<83	U					<25	U		<21	U		<18	U	
		VMP-3-31.5-041411	4/14/2011	<290	U		510			<1800	U		9600			<680	U		52000			<200	U		<170	U		<150	U	
		VMP-3-31.5-041411-DUP	4/14/2011	<290	U		450			<1800	U		8800			<680	U		48000			<200	U		<170	U		<150	U	
		VMP-3-31.5-080211	8/2/2011	<660	U		860			<4000	U		18000			<1500	U		80000			<460	U		<380	U		<340	U	
		VMP-3-31.5-080211-Dup	8/2/2011	<380	U		1200			<2300	U		27000			<900	U		120000			<270	U		<220	U		<200	U	
		VMP-3-31.5-110811	11/8/2011	<15	U		55			<93	U		720			<36	U		3200			<11	U		<9	U		<7.9	U	
		VMP-3-31.5-012712	1/27/2012	<97	U		88		J	<590	U		1700		J	<230	U		16000		J	<68	U		<57	U		<50	U	
		VMP-3-31.5-041912	4/19/2012	<170	U		240		J	<1000	U		6500			<390	U		53000			<120	U		<98	U		<86	U	
		VMP-3-31.5-041912-Dup	4/19/2012	<160	U		180		J	<980	U		6600			<380	U		54000			<110	U		<94	U		<82	U	
		VMP-3-31.5-072312	7/23/2012	<40	U		<23	U		<240	U		620			<94	U		18000			<28	U		<23	U		<21	U	
	39 ft	VMP-3-39	11/4/2009	<86	U		780			<530	U		18000			<200	U					<61	U		<50	U		<44	U	
VMP-4	5 ft	VMP-4-5	11/5/2009	<0.088	U		<0.052	U		<0.54	U		0.54			<0.21	U					<0.062	U		<0.052	U		<0.046	U	
		VMP-4-5-082510	8/25/2010	<0.5	U		1.7			<3.1	U		13			<1.2	U					0.048	J		<0.29	U		<0.26	U	
		VMP-4-5-112210	11/22/2010	<19	U		580			<110	U		1300			<44	U					6.6	J		<11	U		<9.7	U	
		VMP-4-5-021411	2/14/2011	<1.1	U		30			<6.7	U		88			<2.6	U					<0.77	U		<0.64	U		<0.57	U	
		VMP-4-5-041911	4/19/2011	<51	U		380			<310	U		1200			<120	U		11000			<36	U		<30	U		<26	U	
		VMP-4-5-080311	8/3/2011	<0.11	U		0.054	J		<0.66	U		0.6			0.0083	J		19	E	J	0.072	J		<0.064	U		<0.056	U	
		VMP-4-5-110911	11/9/2011	<0.006	U		0.0018	J		<0.036	U		0.0032			<0.014	U		0.04			0.0021	J		<0.0035	U		<0.0031	U	
		VMP-4-5-013012	1/30/2012	<0.3	U		2.2		J	<1.9	U		12		J	<0.72	U		100		J	<0.22	U		<0.18	U		<0.16	U	
		VMP-4-5-042512	4/25/2012	<0.0076	U		0.22			<0.046	U		0.58			0.004	J		0.43			0.054			0.22			<0.0039	U	
		VMP-4-5-072512	7/25/2012	<0.0075	U		0.03			<0.046	U		0.012			0.0053	J		0.027			0.073			0.32			<0.0038	U	
	12 ft	VMP-4-12	11/5/2009	<1.5	U		35			<9	U		130			<3.4	U					<1	U		<0.86	U		<0.76	U	
		VMP-4-12-082510	8/25/2010	<8.8	U		420			<54	U		1200			<21	U					3.6	J		<5.2	U		<4.5	U	
		VMP-4-12-112310	11/23/2010	<9	U		240			<55	U		690			<21	U					<6.3	U		<5.3	U		<4.6	U	
		VMP-4-12-021411	2/14/2011	<2.3	U		24			<14	U		160			<5.3	U					<1.6	U		<1.3	U		<1.2	U	
		VMP-4-12-041911	4/19/2011	<44	U		480			<270	U		1300			<100	U		11000			<31	U		<26	U		<22	U	
		VMP-4-12-080311	8/3/2011	<5	U		41			<31	U		170			<12	U		3100			<3.5	U		<2.9	U		<2.6	U	
		VMP-4-12-080311-Dup	8/3/2011	<10	U		36			<62	U		150			<24	U		3400			<7.1	U		<5.9	U		<5.2	U	
		VMP-4-12-110911	11/9/2011	<1.5	U		1.6			<9.3	U		11			<3.6	U		260			<1.1	U		<0.9	U		<0.79	U	
		VMP-4-12-013012	1/30/2012	<3.1	U		95			<19	U		260			<7.3	U		980		J	<2.2	U		<1.8	U		<1.6	U	
		VMP-4-12-041812	4/18/2012	<0.007	U		0.0064			<0.043	U		0.011			<0.016	U		0.011	J		0.07			0.38			<0.0036	U	
		VMP-4-12-072312	7/23/2012	<0.034	U		0.48			<0.21	U		0.2			<0.08	U		0.25			0.036			0.13			<0.018	U	
	23.5 ft	VMP-4-23.5	11/5/2009	<68	U		3600			<410	U		14000			<160	U					<48	U		<40	U		<35	U	
		VMP - 4 - 23.5 - 083110	8/31/2010	<10	U		4100		J	<62	U		13000		J	<24	U					38		J	<5.9	U		<5.2	U	
		VMP-4-23.5-112310	11/23/2010	<100	U		3900			<620	U		15000			<240	U					<72	U		<60	U		<52	U	
		VMP-4-23.5-021411	2/14/2011	<3.7	U		1700		J	<23	U		12000			<8.7	U					<2.6	U		<2.2	U		<1.9	U	
		VMP-4-23.5-042011	4/20/2011	<240	U		2900			<1400	U		13000			<1400	U		81000			<160	U		<1400	U		<120	U	
		VMP-4-23.5-042011-DUP	4/20/2011	<240	U		2800			<1400	U		13000			<1400	U		78000			<160	U		<1400	U		<120	U	
		VMP-4-23.5-080611	8/6/2011	<9.8	U		2200			<60	U		11000			<23	U		69000			6.6	J		<5.8	U		<5.1	U	
		VMP-4-23.5-110911	11/9/2011	<29	U		740			<180	U		6200			<69	U		37000			<21	U		<17	U		<15	U	
		VMP-4-23.5-013012	1/30/2012	<62	U		4700		J	<380	U		14000		J	<150	U		32000		J	<44	U		<37	U		<32	U	
		VMP-4-23.5-013012-DUP	1/30/2012	<44	U		3200		J	<270	U		11000			<100	U		34000		J	<31	U		<26	U		<22	U	
		VMP-4-23.5-041912	4/19/2012	<14	U		2400			<84	U		4800			<32	U		4700			<9.6	U		<8	U		<7.1	U	
		VMP-4-23.5-072312	7/23/2012	<6.6	U		1700			<40	U		1500			<15	U		1900			<4.6	U		<3.8	U		<3.4	U	
	39 ft	VMP-4-39	11/5/2009	<52	U		3500			<320	U		14000			<120	U					<37	U		<30	U		<27	U	
		VMP-4-39-042111	4/21/2011	<290	U		2700			<1800	U		13000			<1700	U		77000			<210	U		<1700	U		<150	U	
		VMP-4-39-041912	4/19/2012	<7	U		3200			<43	U		10000			<16	U		11000			3.4	J		<4.1	U		<3.6	U	
		VMP-4-39-072312	7/23/2012	<10	U		3800		J	<64	U		2700		J	<25	U		3000		J	<7.4	U		<6.2	U		<5.4	U	

SEE PAGES 50 THROUGH 56 OF TABLE FOR NOTES

TABLE 3
CUMULATIVE SUMMARY OF SOIL VAPOR ANALYTICAL DETECTIONS AND SCREENING RESULTS: VILLAGE - VOCS

Location	Depth	Sample ID	Sample Date	2-Propanol			n-Propylbenzene			Styrene			1,1,2,2-Tetrachloroethane			Tetrachloroethene			Tetrahydrofuran			Toluene			1,2,4-Trichlorobenzene			1,1,1-Trichloroethane (Methyl		
										1400						0.55						6200			11			6600		
				Result	Lab	URS	Result	Lab	URS	Result	Lab	URS	Result	Lab	URS	Result	Lab	URS	Result	Lab	URS	Result	Lab	URS	Result	Lab	URS	Result	Lab	URS
VMP-3	5 ft	VMP-3-5	11/3/2009	<0.053	U		<0.026	U		<0.023	U		<0.037	U		<0.037	U		<0.016	U		<0.02	U		<0.16	U		<0.029	U	
		VMP-3-5-090910	9/9/2010	<13	U		<6.5	U		<5.7	U		<9.1	U		<9	U		<3.9	U		<5	U		<39	U		<7.2	U	
		VMP-3-5-112210	11/22/2010	2.1	J		<6.6	U		<5.7	U		<9.2	U		4.5	J		<4	U		3.2	J		<40	U		<7.3	U	
		VMP-3-5-020911	2/9/2011	<5.9	U		<3	U		<2.6	U		<4.2	U		<4.1	U		<1.8	U		<2.3	U		<18	U		<3.3	U	
		VMP-3-5-041411	4/14/2011	<64	UJ	UJ	<32	U		<28	U		<45	U		<44	U		<19	U		<24	U		<190	U		<35	U	
		VMP-3-5-080211	8/2/2011	0.019			<0.0076	U		0.0021	J		<0.011	U		<0.01	U		0.0015	J		0.02			<0.046	U		<0.0085	U	
		VMP-3-5-110811	11/8/2011	0.0094			<0.0042	U		<0.0036	U		<0.0059	U		<0.0058	U		<0.0025	U		0.0094			<0.025	U		<0.0047	U	
		VMP-3-5-110811-DUP	11/8/2011	0.0093			<0.0043	U		<0.0037	U		<0.006	U		<0.0059	U		<0.0026	U		0.0085			<0.026	U		<0.0048	U	
		VMP-3-5-012712	1/27/2012	<4.3	U		<2.2	U		<1.9	U		<3	U		<3	U		<1.3	U		<1.6	U		<13	U		<2.4	U	
		VMP-3-5-041912	4/19/2012	0.1			0.0013	J		0.0018	J		<0.0066	U		<0.0065	U		0.012			0.033			<0.028	U		<0.0052	J	U
		VMP-3-5-072712	7/27/2012	0.055			0.0011	J		0.0029	J		<0.0069	U		<0.0068	U		0.005			0.024			<0.03	U		<0.0055	U	
	10 ft	VMP-3-10	6/21/2010	3.8	J		5.6	J		<6.4	U		<10	U		<10	U		<4.5	U		<5.7	U		<45	U		<8.3	U	
		VMP 3-10-091010	9/10/2010	<42	U		7.2	J		<18	U		<29	U		<29	U		<12	U		<16	U		<130	U		<23	U	
		VMP-3-10-092010	9/20/2010	<30	U		4.4	J		<13	U		<21	U		<21	U		<9.1	U		9.9	J		<92	U		<17	U	
		VMP-3-10-112210	11/22/2010	<13	U		11			<5.6	U		<9.1	U		<9	U		<3.9	U		2.1	J		<39	U		<7.2	U	
		VMP-3-10-112210-Dup	11/22/2010	<18	U		7.9	J		<7.8	U		<13	U		<12	U		<5.4	U		2	J		<55	U		<10	U	
		VMP-3-10-020811	2/8/2011	<19	U		<9.5	U		<8.3	U		<13	U		<13	U		<5.7	U		<7.3	U		<58	U		<10	U	
		VMP-3-10-041311	4/13/2011	<110	UJ	UJ	<55	U		<48	U		<77	U		<76	U		<33	U		<42	U		<330	U		<61	U	
		VMP-3-10-080311	8/3/2011	0.044	J		0.022	J		<0.06	U		<0.097	U		<0.096	U		<0.042	U		0.028	J		<0.42	U		<0.077	U	
		VMP-3-10-110811	11/8/2011	0.015			<0.0057	U		<0.005	U		<0.008	U		<0.0079	U		<0.0034	U		0.013			<0.034	U		<0.0064	U	
		VMP-3-10-012712	1/27/2012	0.017	J		0.015	J		<0.036	U		<0.058	U		<0.057	U		<0.025	U		0.026	J		<0.25	U		<0.046	U	
		VMP-3-10-042012	4/20/2012	0.018			<0.0042	J	U	0.0011	J		<0.0059	U		<0.0058	J	U	0.0044			0.015			<0.025	U		0.00048	J	
		VMP-3-10-072312	7/23/2012	0.014			<0.0049	U		0.00037	J		<0.0069	U		<0.0068	U		<0.003	U		0.008			<0.03	U		<0.0055	U	
	22 ft	VMP-3-22	11/4/2009	<38	U		24			<16	U		<27	U		<26	U		<11	U		<15	U		<120	U		<21	U	
		VMP-3-22-092010	9/20/2010	<40	U		29			<17	U		<28	U		<28	U		<12	U		37			<120	U		<22	U	
		VMP-3-22-112210	11/22/2010	<46	U		40			<20	U		<32	U		<32	U		<14	U		<18	U		<140	U		<25	U	
		VMP-3-22-020811	2/8/2011	<22	U		20			<9.8	U		<16	U		<16	U		<6.8	U		4.3	J		<68	U		<12	U	
		VMP-3-22-041511	4/15/2011	<120	UJ	UJ	<61	U		<53	U		<85	U		<84	U		<36	U	UJ	<47	U		<370	U		<68	U	
		VMP-3-22-080611	8/6/2011	0.11	J		<0.097	U		<0.084	U		<0.14	U		<0.13	U		<0.058	U		0.087			<0.59	U		<0.11	U	
		VMP-3-22-110811	11/8/2011	0.032			<0.0043	U		<0.0037	U		<0.006	U		<0.0059	U		0.0024	J		0.016			<0.026	U		<0.0048	U	
		VMP-3-22-013012	1/30/2012	0.054			0.0015	J		<0.015	U		<0.024	U		<0.024	U		<0.01	U		0.03			<0.1	U		<0.019	U	
		VMP-3-22-042012	4/20/2012	0.017			<0.0043	J	U	<0.0037	U		<0.006	U		<0.0059	J	U	0.0044			0.014			<0.026	U		<0.0048	U	
		VMP-3-22-072312	7/23/2012	0.0087	J		<0.0048	U		<0.0042	U		<0.0067	U		<0.0066	U		<0.0029	U		0.0057			<0.029	U		<0.0053	U	
	31.5 ft	VMP-3-31.5	11/4/2009	<61	U		<30	U		<26	U		<42	U		<42	U		<18	U		25			<180	U		<34	U	
		VMP-3-31.5-090910	9/9/2010	<75	U		17	J		<32	U		<52	U		<52	U		<22	U		17	J		<220	U		<41	U	
		VMP-3-31.5-112210	11/22/2010	<52	U		9.8	J		<22	U		<36	U		<36	U		<16	U		19	J		<160	U		<29	U	
		VMP-3-31.5-020911	2/9/2011	<50	U		<25	U		<22	U		<35	U		<34	U		<15	U		40			<150	U		<28	U	
		VMP-3-31.5-041411	4/14/2011	<410	UJ	UJ	<200	U		<180	U		<280	U		<280	U		<120	U		<160	U		<1200	U		<230	U	
		VMP-3-31.5-041411-DUP	4/14/2011	<410	UJ	UJ	<200	U		<180	U		<280	U		<280	U		<120	U		<160	U		<1200	U		<230	U	
		VMP-3-31.5-080211	8/2/2011	<920	U		<460	U		<400	U		<640	U		1100			<280	U		<350	U		<2800	U		<510	U	
		VMP-3-31.5-080211-Dup	8/2/2011	<540	U		<270	U		<230	U		<380	U		<370	U		<160	U		<210	U		<1600	U		<300	U	
		VMP-3-31.5-110811	11/8/2011	<22	U		<11	U		<9.3	U		<15	U		<15	U		<6.4	U		23			<65	U		<12	U	
		VMP-3-31.5-012712	1/27/2012	<140	U		<68	U		<59	U		<95	U		<94	U		<41	U		<52	U		<410	U		<76	U	
		VMP-3-31.5-041912	4/19/2012	<230	U		<120	U		<100	U		<160	U		<160	U		<70	U		<90	U		<710	U		<130	U	
		VMP-3-31.5-041912-Dup	4/19/2012	<220	U		<110	U		<98	U		<160	U		<160	U		<68	U		<86	U		<680	U		<120	U	
		VMP-3-31.5-072312	7/23/2012	<56	U		<28	U		<24	U		<39	U		<39	U		<17	U		<22	U		<170	U		<31	U	
	39 ft	VMP-3-39	11/4/2009	<120	U		<61	U		<53	U		<85	U		<84	U		<36	U		<46	U		<370	U		<67	U	
VMP-4	5 ft	VMP-4-5	11/5/2009	<0.12	U		<0.062	U		<0.054	U		<0.087	U		<0.086	U		<0.037	U		<0.048	U		<0.38	U	UJ	<0.069	U	
		VMP-4-5-082510	8/25/2010	<0.71	U		0.058	J		<0.31	U		<0.49	U		<0.49	U		<0.21	U		<0.27	U		<2.1	U		<0.39	U	
		VMP-4-5-112210	11/22/2010	<26	U		8.4	J		<11	U		<18	U		<18	U		<7.9	U		2.8	J		<80	U		<15	U	
		VMP-4-5-021411	2/14/2011	<1.5	U		<0.77	U		<0.67	U		<1.1	U		<1.1	U		<0.46	U		0.49	J		<4.7	U		<0.86	U	
		VMP-4-5-041911	4/19/2011	<71	UJ	UJ	<36	U		<31	U		<50	U		<49	U		<21	U		<27	U		<220	U		<40	U	
		VMP-4-5-080311	8/3/2011	0.044	J		<0.076	U		<0.066	U		<0.11	U		<0.1	U		<0.046	U		0.03	J		<0.46	U		<0.085	U	
		VMP-4-5-110911	11/9/2011	0.012			0.00081	J		<0.0036	U		<0.0059	U		<0.0058	U		0.00057	J		0.0059			<0.025	U		<0.0047	U	
		VMP-4-5-013012	1/30/2012	0.044	J	J	<0.22	U		<0.19	U		<0.3	U		<0.3	U		<0.13	U		0.059	J	J	<1.3	U		<0.24	U	
		VMP-4-5-042512	4/25/2012	0.035			<0.0053	J	U	0.0027	J		<0.0074	U		<0.0074	J	U	<0.0032	U		0.039			<0.032	U		<0.0059	U	
		VMP-4-5-072512	7/25/2012	0.11			0.0024	J		0.0051			<0.0073	U		0.0024	J		0.0027	J		0.12			<0.032	U		<0.0058	U	
	12 ft	VMP-4-12	11/5/2009	<2.1	U		<1	U		<0.9	U		<1.4	U		<1.4	U		<0.62	U		<0.8	U		<6.3	U	UJ	<1.2	U	
		VMP-4-12-082510	8/25/2010	<12	U		4.2	J		<5.4	U		<8.6	U		<8.5	U		<3.7	U		<4.7	U		<37	U		<6.9	U	
		VMP-4-12-112310	11/23/2010	<13	U		<6.3	U		<5.5	U		<8.8	U		<8.8	U		<3.8	U		<4.9	U		<38	U		<7	U	
		VMP-4-12-021411	2/14/2011	<3.2	U		<1.6	U		<1.4	U		<2.2	U		<2.2	U		<0.96	U		1.1	J		<9.6	U		<1.8	U	
		VMP-4-12-041911	4/19/2011	<61	UJ	UJ	<31	U		<27	U		<43	U		<42	U		<18	U		20	J		<180	U		<34	U	
		VMP-4-12-080311	8/3/2011	<7.1	U		<3.5	U		<3.1	U		<4.9	U		<4.9	U		<2.1	U		<2.7	U		<21	U		<3.9	U	
		VMP-4-12-080311-Dup	8/3/2011	<14	U		<7.1	U		<6.2	U		<9.9	U		<9.8	U		<4.3	U		<5.4	U		<43	U		<7.9	U	
		VMP-4-12-110911	11/9/2011	<2.2	U		<1.1	U		<0.93	U		<1.5	U		<1.5	U		<0.64	U		<0.82	U		<6.5	U		<1.2	U	
		VMP-4-12-013012	1/30/2012	<4.4	U		<2.2	U		<1.9	U		<3.1	U		<3	U		<1.3	U		3.2			<13	U		<2.4	U	
		VMP-4-12-041812	4/18/2012	0.075			0.0011	J		0.0014	J		<0.0069	U		0.011			<0.003	U		0.049			<0.03	U		<0.0055	U	
		VMP-4-12-072312	7/23/2012	0.014	J		0.012	J		<0.021	U		<0.033	U		<0.033	U		<0.014	U		0.17			<0.14	U		<0.026	U	
	23.5 ft	VMP-4-23.5	11/5/2009	<95	U		<48	U		<41	U		<66	U		<66	U		<29	U		1400			<290	U		<53	U	
		VMP - 4 - 23.5 - 083110	8/31/2010	<14	U		69		J	<6.2	U		<9.9	U		<9.8	U		<4.3	U		2000		J	<43	U		<7.9	U	
		VMP-4-23.5-112310	11/23/2010	<140	U		22	J		<62	U		<100	U		<99	U		<43	U		1600			<430	U		<79	U	
		VMP-4-23.5-021411	2/14/2011	<5.2	U		<2.6	U		<2.2	U		<3.6	U		<3.6	U		<1.6	U		600		J	<16	U		<2.9	U	
		VMP-4-23.5-042011	4/20/2011	<330	U		<160	U		<1400	U		<230	U		<230	U		<99	U		820			<1000	U		<180	U	
		VMP-4-23.5-042011-DUP	4/20/2011	<330	U		<160	U		<1400	U		<230	U		<230	U		<99	U		790			<1000	U		<180	U	
		VMP-4-23.5-080611	8/6/2011	<14	U		7.6			<6	U		<9.6	U		<9.5	U		<4.1	U		390			<42	U		<7.7	U	
		VMP-4-23.5-110911	11/9/2011	<41	U		<21	U		<18	U		<29	U		<28	U		<12	U		44			<120	U		<23	U	
		VMP-4-23.5-013012	1/30/2012	<88	U		<44	U		<38	U		<61	U		<61	U		<26	U		580		J	<260	U		<49	U	
		VMP-4-23.5-013012-DUP	1/30/2012	<61	U		<31	U		<27	U		<43	U		<42	U		<18	U		320		J	<180	U		<34	U	
		VMP-4-23.5-041912	4/19/2012	3.6	J		<9.6	U		<8.3	U		<13	U		<13	U		<5.8	U		110			<58	U		<11	U	
		VMP-4-23.5-072312	7/23/2012	<9.2	U		6			<4	U		<6.4	U		<6.4	U		<2.8	U		420			<28	U		<5.1	U	
	39 ft	VMP-4-39	11/5/2009	<73	U		39			<32	U		<51	U		<50	U		<22	U		420			<220	U		<41	U	
		VMP-4-39-042111	4/21/2011	<410	U		<210	U		<1800	U		<290	U		<280	U		<120	U		440			<1200	U		<230	U	
		VMP-4-39-041912	4/19/2012	<9.9	U		4.4	J		<4.3	U		<6.9	U		<6.8	U		<3	U		200			<30	U		<5.5	U	
		VMP-4-39-072312	7/23/2012	<15	U		8.3		J	<6.4	U		<10	U		<10	U		<4.4	U		590		J	<45	U		<8.2	U	

SEE PAGES 50 THROUGH 56 OF TABLE FOR NOTES

TABLE 3
CUMULATIVE SUMMARY OF SOIL VAPOR ANALYTICAL DETECTIONS AND SCREENING RESULTS: VILLAGE - VOCS

Location	Depth	Sample ID	Sample Date	1,1,2-Trichloroethane 170000			Trichloroethene 1.5			Trichlorofluoromethane 860			1,2,4-Trimethylbenzene			1,3,5-Trimethylbenzene			2,2,4-Trimethylpentane			Vinyl chloride 0.29			m,p-Xylene 130			o-Xylenes 120		
				Result	Lab	URS	Result	Lab	URS	Result	Lab	URS	Result	Lab	URS	Result	Lab	URS	Result	Lab	URS	Result	Lab	URS	Result	Lab	URS	Result	Lab	URS
VMP-3	5 ft	VMP-3-5	11/3/2009	<0.029	U		<0.029	U		<0.03	U		<0.026	U		<0.026	U		6.4			<0.014	U		0.1			0.045		
		VMP-3-5-090910	9/9/2010	<7.2	U		<7.1	U		<7.5	U		<6.5	U		<6.5	U		1200			<3.4	U		<5.8	U		<5.8	U	
		VMP-3-5-112210	11/22/2010	<7.3	U		8.9			<7.6	U		<6.6	U		<6.6	U		1100			<3.4	U		2.3	J		<5.8	U	
		VMP-3-5-020911	2/9/2011	<3.3	U		<3.2	U		<3.4	U		<3	U		<3	U		460			<1.5	U		<2.6	U		<2.6	U	
		VMP-3-5-041411	4/14/2011	<35	U		<35	U		<36	U		<32	U		<32	U		1100			<17	U		<28	U		<28	U	
		VMP-3-5-080211	8/2/2011	<0.0085	U		<0.0084	U		<0.0087	U		0.0069	J		0.0018	J		0.37			<0.004	U		0.0074			0.0026	J	
		VMP-3-5-110811	11/8/2011	<0.0047	U		<0.0046	U		0.00096	J		<0.0042	J	U	<0.0042	U		<0.004	U		<0.0022	U		0.0017	J		<0.0037	U	
		VMP-3-5-110811-DUP	11/8/2011	<0.0048	U		<0.0047	U		0.00086	J		<0.0043	J	U	<0.0043	U		<0.0041	U		<0.0022	U		0.0015	J		0.00056	J	
		VMP-3-5-012712	1/27/2012	<2.4	U		<2.4	U		<2.4	U		<8.6	U		<2.2	U		260			<1.1	U		<1.9	U		<1.9	U	
		VMP-3-5-041912	4/19/2012	<0.0052	U		<0.0051	U		0.0017	J		0.0041	J		0.0013	J		0.098			<0.0024	U		0.015			0.0045		
		VMP-3-5-072712	7/27/2012	<0.0055	U		<0.0054	U		0.0018	J		0.0028	J		0.0011	J		0.0022	J		<0.0026	U		0.0056			0.0029	J	
	10 ft	VMP-3-10	6/21/2010	<8.3	U		<8.1	U		<8.5	U		4.3	J		1.4	J		3500			<3.9	U		2.9	J		<6.6	U	
		VMP 3-10-091010	9/10/2010	<23	U		<23	U		<24	U		<21	U		<21	U		3000			<11	U		<18	U		<18	U	
		VMP-3-10-092010	9/20/2010	<17	U		<17	U		<17	U		<15	U		<15	U		2400			<7.9	U		6.6	J		<13	U	
		VMP-3-10-112210	11/22/2010	<7.2	U		<7.1	U		<7.4	U		<6.5	U		<6.5	U		3200			<3.4	U		2.8	J		<5.7	U	
		VMP-3-10-112210-Dup	11/22/2010	<10	U		<9.9	U		<10	U		<9	U		<9	U		3100			<4.7	U		2.2	J		<8	U	
		VMP-3-10-020811	2/8/2011	<10	U		<10	U		<11	U		<9.5	U		<9.5	U		3300			<5	U		<8.4	U		<8.4	U	
		VMP-3-10-041311	4/13/2011	<61	U		<60	U		<63	U		<55	U		<55	U		1900			<29	U		<49	U		<49	U	
		VMP-3-10-080311	8/3/2011	<0.077	U		<0.076	U		<0.08	U		0.013	J		<0.07	U		26			<0.036	U		0.016	J		<0.062	U	
		VMP-3-10-110811	11/8/2011	<0.0064	U		<0.0063	U		<0.0065	U		0.0012	J		<0.0057	U		1.1			<0.003	U		0.0021	J		0.00084	J	
		VMP-3-10-012712	1/27/2012	<0.046	U		<0.045	U		<0.047	U		0.021	J		0.017	J		8.9			<0.021	U		0.03	J		0.019	J	
		VMP-3-10-042012	4/20/2012	<0.0047	U		<0.0046	J	U	0.0015	J		<0.0042	J	U	<0.0042	J	U	0.049			<0.0022	U		0.0048			0.0016	J	
		VMP-3-10-072312	7/23/2012	<0.0055	U		<0.0054	U		0.0012	J		0.0018	J		<0.0049	U		0.68			<0.0026	U		0.0024	J		0.0012	J	
	22 ft	VMP-3-22	11/4/2009	<21	U		<21	U		<22	U		<19	U		<19	U		3800			<9.9	U		22			<17	U	
		VMP-3-22-092010	9/20/2010	<22	U		<22	U		<23	U		5.3	J		<20	U		3200			<10	U		26			11	J	
		VMP-3-22-112210	11/22/2010	<25	U		<25	U		<26	U		<23	U		<23	U		4100			<12	U		8.8	J		<20	U	
		VMP-3-22-020811	2/8/2011	<12	U		<12	U		<13	U		<11	U		<11	U		2900			<5.8	U		7.6	J		<9.9	U	
		VMP-3-22-041511	4/15/2011	<68	U		<67	U		<70	U		<61	U		<61	U		2200			<32	U		<54	U		<54	U	
		VMP-3-22-080611	8/6/2011	<0.11	U		<0.11	U		<0.11	U		0.014	J		<0.097	U		23			<0.05	U		0.045	J		<0.086	U	
		VMP-3-22-110811	11/8/2011	<0.0048	U		<0.0047	U		0.00099	J		<0.0043	J	U	<0.0043	U		0.78			<0.0022	U		<0.0038	J	U	0.00063	J	
		VMP-3-22-013012	1/30/2012	<0.019	U		<0.019	U		<0.02	U		<0.017	U		<0.017	U		5.9			<0.0089	U		0.0083	J		<0.015	U	
		VMP-3-22-042012	4/20/2012	<0.0048	U		0.002	J		0.0012	J		<0.0043	J	U	<0.0043	U		0.28			<0.0022	U		0.0032	J		0.0011	J	
		VMP-3-22-072312	7/23/2012	<0.0053	U		<0.0053	U		0.00097	J		0.00091	J		<0.0048	U		0.01			<0.0025	U		0.0013	J		<0.0042	U	
	31.5 ft	VMP-3-31.5	11/4/2009	<34	U		<33	U		<35	U		<30	U		<30	U		6800			<16	U		130			<27	U	
		VMP-3-31.5-090910	9/9/2010	<41	U		<41	U		<43	U		38			17	J		8300			<19	U		87			26	J	
		VMP-3-31.5-112210	11/22/2010	<29	U		<28	U		<30	U		9.8	J		<26	U		8000			<14	U		68			19	J	
		VMP-3-31.5-020911	2/9/2011	<28	U		<27	U		<28	U		<25	U		<25	U		3200			<13	U		54			13	J	
		VMP-3-31.5-041411	4/14/2011	<230	U		<220	U		<230	U		<200	U		<200	U		4300			<110	U		<180	U		<180	U	
		VMP-3-31.5-041411-DUP	4/14/2011	<230	U		<220	U		<230	U		<200	U		<200	U		3900			<110	U		<180	U		<180	U	
		VMP-3-31.5-080211	8/2/2011	<510	U		<500	U		<530	U		<460	U		<460	U		9100			<240	U		<410	U		<410	U	
		VMP-3-31.5-080211-Dup	8/2/2011	<300	U		<300	U		<310	U		<270	U		<270	U		13000			<140	U		<240	U		<240	U	
		VMP-3-31.5-110811	11/8/2011	<12	U		<12	U		<12	U		<11	U		<11	U		650			<5.6	U		1.8	J		<9.5	U	
		VMP-3-31.5-012712	1/27/2012	<76	U		<74	U		<78	U		<270	U		<68	U		2900		J	<35	U		<60	U		<60	U	
		VMP-3-31.5-041912	4/19/2012	<130	U		<130	U		<130	U		<120	U		<120	U		9600			<61	U		<100	U		<100	U	
		VMP-3-31.5-041912-Dup	4/19/2012	<120	U		<120	U		<130	U		<110	U		<110	U		9800			<58	U		<99	U		<99	U	
		VMP-3-31.5-072312	7/23/2012	<31	U		<31	U		<32	U		<28	U		<28	U		5300			<15	U		<25	U		<25	U	
	39 ft	VMP-3-39	11/4/2009	<67	U		<66	U		<69	U		<61	U		<61	U		7100			<32	U		110			<54	U	
VMP-4	5 ft	VMP-4-5	11/5/2009	<0.069	U		<0.068	U		<0.071	U		<0.062	U		<0.062	U		20			<0.032	U		<0.055	U		<0.055	U	
		VMP-4-5-082510	8/25/2010	<0.39	U		<0.39	U		<0.4	U		0.054	J		<0.35	U		220			<0.18	U		<0.31	U		<0.31	U	
		VMP-4-5-112210	11/22/2010	<15	U		<14	U		<15	U		<13	U		<13	U		1800			<6.9	U		11	J		<12	U	
		VMP-4-5-021411	2/14/2011	<0.86	U		<0.85	U		<0.88	U		<0.77	U		<0.77	U		260			<0.4	U		0.45	J		<0.68	U	
		VMP-4-5-041911	4/19/2011	<40	U		<39	U		<41	U		<36	U		<36	U		1100			<18	U		<31	U		<31	U	
		VMP-4-5-080311	8/3/2011	<0.085	U		<0.084	U		<0.087	U		0.016	J		<0.076	U		28			<0.04	U		0.012	J		<0.068	U	
		VMP-4-5-110911	11/9/2011	<0.0047	U		<0.0046	U		0.00092	J		<0.0042	J	U	<0.0042	J	U	0.92			<0.0022	U		0.0025	J		0.0013	J	
		VMP-4-5-013012	1/30/2012	<0.24	U		<0.24	U		<0.24	U		<0.22	U		<0.22	U		170		J	<0.11	U		<0.19	U		<0.19	U	
		VMP-4-5-042512	4/25/2012	<0.0059	U		<0.0058	U		0.0014	J		0.0041	J		<0.0053	J	U	0.47			<0.0028	U		0.018			0.0059		
		VMP-4-5-072512	7/25/2012	<0.0058	U		<0.0058	U		0.00096	J		0.007			0.0028	J		0.02			<0.0027	U		0.043			0.013		
	12 ft	VMP-4-12	11/5/2009	<1.2	U		<1.1	U		<1.2	U		<1	U		<1	U		300			<0.54	U		1.5			<0.92	U	
		VMP-4-12-082510	8/25/2010	<6.9	U		<6.8	U		<7.1	U		1.8	J		1.5	J		1400			<3.2	U		5.6			<5.5	U	
		VMP-4-12-112310	11/23/2010	<7	U		<6.9	U		<7.2	U		3.5	J		2.6	J		1300			<3.3	U		6.2			<5.6	U	
		VMP-4-12-021411	2/14/2011	<1.8	U		<1.7	U		<1.8	U		<1.6	U		0.52	J		600			<0.83	U		2.8			0.72	J	
		VMP-4-12-041911	4/19/2011	<34	U		<34	U		<35	U		<31	U		<31	U		1200			<16	U		51			7.6	J	
		VMP-4-12-080311	8/3/2011	<3.9	U		<3.9	U		<4	U		<3.5	U		<3.5	U		440			<1.8	U		0.77	J		<3.1	U	
		VMP-4-12-080311-Dup	8/3/2011	<7.9	U		<7.8	U		<8.1	U		<7.1	U		<7.1	U		390			<3.7	U		<6.3	U		<6.3	U	
		VMP-4-12-110911	11/9/2011	<1.2	U		<1.2	U	UJ	<1.1	U		<1.1	U		<1.1	U		64			<0.56	U		<0.95	U		<0.95	U	
		VMP-4-12-013012	1/30/2012	<2.4	U		<2.4	U		<2.5	U		<2.2	U		<2.2	U		380			<1.1	U		1.6	J		<1.9	U	
		VMP-4-12-041812	4/18/2012	<0.0055	U		<0.0054	U		<0.0056	U		0.0017	J		0.0007	J		0.092			<0.0026	U		0.011			0.0025	J	
		VMP-4-12-072312	7/23/2012	<0.026	U		<0.026	U		<0.027	U		0.029			0.014	J		0.46			<0.012	U		0.21			0.068		
	23.5 ft	VMP-4-23.5	11/5/2009	<53	U		<52	U		<54	U		78			<48	U		4700			<25	U		1300			410		
		VMP - 4 - 23.5 - 083110	8/31/2010	<7.9	U		<7.8	U		<8.1	U		190		J	66		J	5800		J	<3.7	U		1800		J	600		J
		VMP-4-23.5-112310	11/23/2010	<79	U		<78	U		<82	U		31	J		<72	U		4800			<37	U		1100			310		
		VMP-4-23.5-021411	2/14/2011	<2.9	U		<2.8	U		<3	U		<2.6	U		<2.6	U		2400		J	<1.4	U		130		J	30		J
		VMP-4-23.5-042011	4/20/2011	<180	U		<180	U		<190	U		<160	U		<160	U		5200			<86	U		900			230		
		VMP-4-23.5-042011-DUP	4/20/2011	<180	U		<180	U		<190	U		<160	U		<160	U		4800			<86	U		830			230		
		VMP-4-23.5-080611	8/6/2011	<7.7	U		<7.6	U		<7.9	U		11			6.1	J		2800			<3.6	U		320			91		
		VMP-4-23.5-110911	11/9/2011	<23	U		<22	U		<24	U		<21	U		<21	U		1500			<11	U		4.2	J		<18	U	
		VMP-4-23.5-013012	1/30/2012	<49	U		<48	U		<50	U		<44	U		<44	U		4800		J	<23	U		190		J	34	J	J
		VMP-4-23.5-013012-DUP	1/30/2012	<34	U		<34	U		<35	U		<31	U		<31	U		3300		J	<16	U		57		J	8.8	J	
		VMP-4-23.5-041912	4/19/2012	<11	U		<10	U		<11	U		<9.6	U		<9.6	U		2400			<5	U		13			4.4	J	
		VMP-4-23.5-072312	7/23/2012	<5.1	U		<5	U		<5.3	U		<4.6	U		4.9			1500			<2.4	U		210			60		
	39 ft	VMP-4-39	11/5/2009	<41	U		<40	U		<42	U		83			<37	U		4500			<19	U		1100			320		
		VMP-4-39-042111	4/21/2011	<230	U		<220	U		<240	U		<210	U		<210	U		4300			<110	U		670			170	J	
		VMP-4-39-041912	4/19/2012	<5.5	U		<5.4	U		<5.6	U		5.1			2.6	J		3100			<2.6	U		200			53		
		VMP-4-39-072312	7/23/2012	<8.2	U		<8.1	U		<8.5	U		<7.4	U		<7.4	U		3500		J	<3.8	U		310		J	83		J

TABLE 3
CUMULATIVE SUMMARY OF SOIL VAPOR ANALYTICAL DETECTIONS AND SCREENING RESULTS: VILLAGE - VOCS

Location	Depth	Sample ID	Sample Date	Acetone 750000			alpha-Chlorotoluene			Benzene 0.37			Bromodichloromethane 450000			Bromoform 11			Bromomethane 6.9			1,3-Butadiene			Butane			2-Butanone 6400		
				Result	Lab	URS	Result	Lab	URS	Result	Lab	URS	Result	Lab	URS	Result	Lab	URS	Result	Lab	URS	Result	Lab	URS	Result	Lab	URS	Result	Lab	URS
VMP-5	5 ft	VMP-5-5	11/5/2009	<2.1	U		<1.2	U		1.5			<1.5	U		<2.3	U		<0.87	U		<0.5	U					<0.66	U	
		VMP-5-5-090910	9/9/2010	<25	U		<14	U		7.6	J		<18	U		<27	U		<10	U		<5.8	U					<7.8	U	
		VMP-5-5-112210	11/22/2010	<6.1	U		<3.3	U		8.6			<4.3	U		<6.7	U		<2.5	U		<1.4	U					<1.9	U	
		VMP-5-5-021611	2/16/2011	<0.039	U		<0.021	U		0.024		J	<0.028	U		<0.042	U		<0.016	U		<0.0091	U					<0.012	U	
		VMP-5-5-042111	4/21/2011	<0.12	U		<0.068	U		0.88			<0.088	U		<0.14	U		<0.051	U		<0.029	U		0.064	J		<0.16	U	
		VMP-5-5-080511	8/5/2011	0.084			<0.0065	U		0.015			<0.0084	U		<0.013	U		<0.0049	U		<0.0028	U		0.86			0.028		
		VMP-5-5-111111	11/11/2011	0.15			<0.0048	U		0.03			<0.0062	U		<0.0096	U		<0.0036	U		<0.002	U		0.05			0.0024	J	
		VMP-5-5-013012	1/30/2012	0.18			<0.048	U		9.1			<0.063	U		<0.097	U		<0.036	U		<0.021	U		2.4			0.076	J	
		VMP-5-5-041112	4/11/2012	0.04			<0.0047	U		0.017			<0.0061	U		<0.0094	U		<0.036	U		<0.002	U		<0.0087	U		0.051		
		VMP-5-5-071312	7/13/2012	0.24			<0.0052	U		0.0028	J		<0.0068	U		<0.01	U		<0.039	U	UJ	<0.0022	U		<0.0096	U		0.016		
	12.5 ft	VMP-5-12.5	11/6/2009	<2.4	U		<1.3	U		5.8			<1.7	U		<2.7	U		<1	U		<0.57	U					<0.76	U	
		VMP-5-12.5-D	11/6/2009	<5.5	U		<3	U		6			<3.9	U		<6	U		<2.2	U		<1.3	U					<1.7	U	
		VMP-5-12.5-090910	9/9/2010	7.6	J		<6.8	U		11			<8.8	U		<14	U		<5.1	U		<2.9	U					<3.9	U	
		VMP-5-12.5-112310	11/23/2010	<0.63	U		<0.34	U		0.54			<0.44	U		<0.68	U		<0.26	U		<0.15	U					<0.19	U	
		VMP-5-12.5-021611	2/16/2011	<1.9	U		<1	U		<0.63	U		<1.3	U		<2	U		<0.77	U		<0.44	U					<0.58	U	
		VMP-5-12.5-042111	4/21/2011	<0.13	U		<0.073	U		0.71			<0.094	U		<0.14	U		<0.055	U		<0.031	U		0.11	J		<0.17	U	
		VMP-5-12.5-080611	8/6/2011	<12	U		<6.4	U		4.6			<8.3	U		<13	U		<4.8	U		<2.7	U		7600			<15	U	
		VMP-5-12.5-111111	11/11/2011	0.0085			<0.0046	U		0.0064			<0.0059	U		<0.0091	U		<0.0034	J	U	<0.0019	U		0.0035	J		0.0022	J	
		VMP-5-12.5-013012	1/30/2012	0.066			<0.015	U		2.4			<0.019	U		<0.03	U		<0.011	U		<0.0063	U		0.8			0.054		
		VMP-5-12.5-041112	4/11/2012	0.026			<0.0045	U		0.033			<0.0059	U		<0.009	U		<0.034	U		<0.0019	U		<0.0083	U		0.035		
		VMP-5-12.5-071212	7/12/2012	0.048			<0.0053	U	UJ	0.0018	J		<0.0069	U		<0.011	U		<0.04	U		<0.0023	U		<0.0098	U		0.004	J	
	31 ft	VMP-5-31	11/6/2009	<23	U		<12	U		160			<16	U		<25	U		<9.2	U		<5.3	U					<7	U	
		VMP-5-31-090910	9/9/2010	<52	U		<28	U		200			<37	U		<57	U		<21	U		<12	U					<16	U	
		VMP-5-31-112310	11/23/2010	<33	U		<18	U		180			<23	U		<36	U		<13	U		<7.6	U					<10	U	
		VMP-5-31-021611	2/16/2011	<13	U		<7.1	U		74			<9.2	U		<14	U		<5.4	U		<3	U					<4.1	U	
		VMP-5-31-042111	4/21/2011	<200	U		<110	U		66			<140	U		<210	U		<80	U		<46	U		34000			<240	U	
		VMP-5-31-080611	8/6/2011	<110	U		<60	U		64			<78	U		<120	U		<45	U		<26	U		38000			<140	U	
		VMP-5-31-111111	11/11/2011	<56	U		<30	U		12	J		<39	U		<60	U		<23	U		<13	U		19000			<69	U	
		VMP-5-31-013012	1/30/2012	4.4	J		<15	U		10			<20	U		<31	U		<12	U		<6.6	U		6900			<35	U	
		VMP-5-31-041112	4/11/2012	0.03	J		<0.049	U		0.08			<0.064	U		<0.099	U		<0.037	U		<0.021	U		4.3			0.023	J	
		VMP-5-31-071212	7/12/2012	0.11			<0.0052	U	UJ	0.0044			<0.0067	U		<0.01	U		<0.039	U		<0.0022	U		0.26			0.014		
	40 ft	VMP-5-40	11/6/2009	<31	U		<17	U		170			<22	U		<34	U		<13	U		<7.2	U					<9.7	U	
		VMP-5-40-042111	4/21/2011	<200	U		<110	U		64	J		<140	U		<220	U		<84	U		<48	U		27000			<250	U	
		VMP-5-40-013012	1/30/2012	6	J		<32	U		6.8	J		<42	U		<65	U		<24	U		<14	U		6400			<74	U	
		VMP-5-40-041212	4/12/2012	0.053	J		<0.048	U		0.15			<0.063	U		<0.097	U		<0.036	U		<0.021	U		21			0.055	J	
		VMP-5-40-071212	7/12/2012	0.49			<0.052	U	UJ	<0.032	U		<0.067	U		<0.1	U		<0.39	U		<0.022	U		0.63			<0.12	U	
VMP-6	5 ft	VMP-6-5	11/6/2009	<3.8	U		<2	U		5.8		J	<2.6	U		<4.1	U		<1.5	U		<0.88	U					<1.2	U	
		VMP-6-5-090810	9/8/2010	<2.1	U		<1.1	U		1			<1.5	U		<2.3	U		<0.85	U		<0.49	U					<0.65	U	
		VMP-6-5-111610	11/16/2010	<13	U		<7.1	U		9			<9.2	U		<14	U		<5.4	U		<3	U					<4.1	U	
		VMP-6-5-020711	2/7/2011	0.014			<0.0062	U		0.0033	J		<0.008	U		<0.012	U		<0.0046	U		<0.0026	U					0.0015	J	
		VMP-6-5-040811	4/8/2011	0.055			<0.013	U		2.4			<0.017	U		<0.027	U		<0.01	U		<0.0057	U		0.083			<0.03	U	
		VMP-6-5-080411	8/4/2011	<0.64	U		<0.35	U		0.74			<0.45	U		<0.69	U		<0.26	U		<0.15	U		160			<0.79	U	
		VMP-6-5-110911	11/9/2011	0.015		J	<0.0042	U		0.015			<0.0054	U		<0.0083	U		<0.0031	U		<0.0018	U		0.028			0.0027	J	
		VMP-6-5-013112	1/31/2012	0.13			<0.049	U		0.096			<0.064	U		<0.098	U		<0.037	U		<0.021	U		6.2			0.035	J	
		VMP-6-5-041212	4/12/2012	0.02	J		<0.0052	U		0.01			<0.0067	U		<0.01	U		<0.039	U		<0.0022	U		<0.0096	U		0.0029	J	
		VMP-6-5-071612	7/16/2012	0.075			<0.0052	U		0.0097			<0.0067	U		<0.01	U		<0.039	U	UJ	<0.0022	U		<0.0096	U		0.008	J	
	10 ft	VMP-6-10	11/6/2009	<4.1	U		<2.2	U		6.4			<2.9	U		<4.4	U		<1.7	U		<0.95	U					<1.3	U	
		VMP-6-10-090810	9/8/2010	<2.3	U		<1.2	U		2.9		J	<1.6	U		<2.5	U		<0.92	U		<0.53	U					<0.7	U	
		VMP-6-10-111710	11/17/2010	0.012	J		<0.0067	U		0.0053			0.0025	J		<0.013	U		<0.005	J	U	<0.0028	U					0.0022	J	
		VMP-6-10-020711	2/7/2011	0.0038	J		<0.0065	U		0.0084			<0.0084	U		<0.013	U		<0.0049	U		<0.0028	U					<0.0037	U	
		VMP-6-10-040811	4/8/2011	0.54			<0.16	U		2			<0.2	U		<0.31	U		<0.12	U		<0.067	U		<0.29	U		0.12	J	
		VMP-6-10-080411	8/4/2011	<2	U		<1.1	U		1.7			<1.4	U		<2.2	U		<0.83	U		<0.47	U		400			<2.5	U	
		VMP-6-10-111011	11/10/2011	0.017		J	<0.0043	U		0.012			<0.0056	U		<0.0087	U		<0.0033	U		<0.0018	U		0.033			0.0026	J	
		VMP-6-10-013112	1/31/2012	<1.4	U		<3.1	U		0.51		J	<1	U		<6.2	U		<0.58	U		<0.33	U		120		J	<1.8	U	
		VMP-6-10-041212	4/12/2012	0.039			<0.005	U		0.007			<0.0065	U		<0.01	U		<0.038	U		<0.0022	U		<0.0093	U		0.0057	J	
		VMP-6-10-071612	7/16/2012	0.051			<0.0068	U		0.0081			0.0013	J	U	<0.014	U		<0.051	U	UJ	<0.0029	U		<0.012	U		0.0096	J	
	31.5 ft	VMP-6-31.5	11/9/2009	<27	U		<14	U		28			<19	U		<29	U		<11	U		<6.2	U					<8.2	U	
		VMP-6-31.5-090810	9/8/2010	<15	U		<8.3	U		29			<11	U		<17	U		<6.2	U		<3.6	U					<4.7	U	
		VMP-6-31.5-111710	11/17/2010	<24	U		<13	U		30			<17	U		<26	U		<9.8	U		<5.6	U					<7.4	U	
		VMP-6-31.5-020711	2/7/2011	13	J		<12	U		30			<16	U		<25	U		<9.4	U		<5.4	U					<7.1	U	
		VMP-6-31.5-041111	4/11/2011	12	J		<9.7	U		18			<12	U		<19	U		<7.3	U		<4.1	U		1200			<22	U	
		VMP-6-31.5-080411	8/4/2011	<13	U		<7.2	U		11			<9.3	U		<14	U		<5.4	U		<3.1	U		1100			<16	U	
		VMP-6-31.5-111011	11/10/2011	110		J	<11	U		8.8			<14	U		<22	U		<8.3	U		<4.7	U		1300			6.4	J	
		VMP-6-31.5-013112	1/31/2012	<8.1	U		<18	U		8.1		J	<5.7	U		<35	U		<3.3	U		<1.9	U		700		J	<10	U	
		VMP-6-31.5-041212	4/12/2012	0.12	J		<0.59	U		<0.36	U		<0.77	U		<1.2	U		<0.44	U		<0.25	U		32			<1.4	U	
		VMP-6-31.5-071612	7/16/2012	0.098			<0.0094	U		0.016			<0.012	U		<0.019	U		<0.07	U	UJ	<0.004	U		0.05			0.012	J	
	39 ft	VMP-6-39	11/9/2009	<30	U		<16	U		40			<21	U		<33	U		<12	U		<7	U					<9.4	U	
		VMP-6-39-041111	4/11/2011	12	J		<12	U		16			<15	U		<23	U		<8.7	U		<4.9	U		1200			3.6	J	
		VMP-6-39-013112	1/31/2012	<8.1	U		<18	U		8.3		J	<5.7	U		<35	U		<3.3	U		<1.9	U		900		J	<10	U	
		VMP-6-39-041212	4/12/2012	<0.8	U		<0.43	U		1.7			<0.56	U		<0.87	U		<0.33	U		<0.18	U		53			<0.99	U	
		VMP-6-39-071612	7/16/2012	0.052	J		<0.02	U		0.02			<0.026	U		<0.041	U		<0.15	U	UJ	<0.0087	U		0.069			<0.046	U	
		VMP-6-39-071612-Dup	7/16/2012	0.057	J		<0.021	U		0.016			<0.027	U		<0.041	U		<0.15	U	UJ	<0.0088	U		0.062			<0.047	U	

SEE PAGES 50 THROUGH 56 OF TABLE FOR NOTES

TABLE 3
CUMULATIVE SUMMARY OF SOIL VAPOR ANALYTICAL DETECTIONS AND SCREENING RESULTS: VILLAGE - VOCS

Location	Depth	Sample ID	Sample Date	Carbon disulfide 780			Carbon tetrachloride 0.21			Chlorobenzene 69			Chlorodibromomethane 57000			Chloroethane			Chloroform 0.11			Chloromethane			Cyclohexane			1,2-Dibromoethane 0.011		
				Result	Lab	URS	Result	Lab	URS	Result	Lab	URS	Result	Lab	URS	Result	Lab	URS	Result	Lab	URS	Result	Lab	URS	Result	Lab	URS	Result	Lab	URS
VMP-5	5 ft	VMP-5-5	11/5/2009	<0.7	U		<1.4	U		<1	U		<1.9	U		<0.59	U		<1.1	U		<1.8	U		78			<1.7	U	
		VMP-5-5-090910	9/9/2010	<8.2	U		<17	U		<12	U		<22	U		<7	U		<13	U		<22	U		400			<20	U	
		VMP-5-5-112210	11/22/2010	<2	U		<4	U		<3	U		<5.5	U		<1.7	U		<3.1	U		<5.3	U		450			<5	U	
		VMP-5-5-021611	2/16/2011	0.0081	J	J	<0.026	U		<0.019	U		<0.035	U		<0.011	U		<0.02	U		<0.034	U		4.4			<0.032	U	
		VMP-5-5-042111	4/21/2011	<0.041	U		<0.083	U		<0.061	U		<0.11	U		<0.14	U		<0.064	U		<0.11	U		0.033	J		<0.1	U	
		VMP-5-5-080511	8/5/2011	0.0037	J		<0.0079	U		<0.0058	U		<0.011	U		<0.013	U		0.0015	J		<0.01	U		0.035			<0.0097	U	
		VMP-5-5-111111	11/11/2011	0.0024	J		<0.0058	U		<0.0043	U		<0.0079	U		<0.0098	U		<0.0045	U		<0.0077	U		0.25			<0.0071	U	
		VMP-5-5-013012	1/30/2012	0.12			<0.059	U		0.014	J		<0.08	U		<0.099	U		<0.046	U		<0.077	U		0.44			0.0073	J	
		VMP-5-5-041112	4/11/2012	0.002	J	J	0.00094	J		<0.0042	U		<0.0078	U		<0.0096	U		0.0024	J		<0.019	U		0.0012	J		<0.007	U	
		VMP-5-5-071312	7/13/2012	0.0058	J	U	<0.0064	U		0.004	J	U	<0.0086	U		<0.011	U		0.00084	J	U	<0.021	U		0.00059	J	U	<0.0078	U	
	12.5 ft	VMP-5-12.5	11/6/2009	<0.8	U		<1.6	U		<1.2	U		<2.2	U		<0.68	U		<1.2	U		<2.1	U		240			<2	U	
		VMP-5-12.5-D	11/6/2009	<1.8	U		<3.6	U		<2.7	U		<4.9	U		<1.5	U		<2.8	U		<4.8	U		240			<4.4	U	
		VMP-5-12.5-090910	9/9/2010	<4.1	U		<8.3	U		<6.1	U		<11	U		<3.5	U		<6.4	U		<11	U		360			<10	U	
		VMP-5-12.5-112310	11/23/2010	<0.2	U		<0.42	U		<0.3	U		<0.56	U		<0.17	U		<0.32	U		<0.54	U		14			<0.51	U	
		VMP-5-12.5-021611	2/16/2011	<0.62	U		<1.2	U		<0.91	U		<1.7	U		<0.52	U		<0.97	U		<1.6	U		36			<1.5	U	
		VMP-5-12.5-042111	4/21/2011	<0.044	U		<0.089	U		<0.065	U		<0.12	U		<0.15	U		<0.069	U		<0.12	U		0.023	J		<0.11	U	
		VMP-5-12.5-080611	8/6/2011	<3.9	U		<7.8	U		<5.7	U		<10	U		<13	U		<6	U		<10	U		180			<9.5	U	
		VMP-5-12.5-111111	11/11/2011	0.0023	J		<0.0055	U		<0.004	U		<0.0075	U		<0.0093	U		0.021			<0.0073	U		0.0019	J		<0.0068	U	
		VMP-5-12.5-013012	1/30/2012	<0.036	J	U	<0.018	U		<0.013	J	U	<0.024	U		<0.03	U		0.012	J		<0.024	U		0.14			<0.022	U	
		VMP-5-12.5-041112	4/11/2012	<0.011	U		<0.0055	U		<0.004	U		<0.0074	U		<0.0092	U		<0.0043	U		<0.018	U		0.0022	J		<0.0067	U	
		VMP-5-12.5-071212	7/12/2012	<0.013	U		<0.0065	U		<0.0047	U		<0.0088	U		<0.011	U		0.0015	J		<0.021	U		<0.0035	U		<0.0079	U	
	31 ft	VMP-5-31	11/6/2009	<7.4	U		<15	U		<11	U		<20	U		<6.3	U		<12	U		<20	U		1600			<18	U	
		VMP-5-31-090910	9/9/2010	<17	U		<35	U		<25	U		<47	U		<14	U		<27	U		<45	U		1600			<42	U	
		VMP-5-31-112310	11/23/2010	<11	U		<22	U		<16	U		<29	U		<9.1	U		<17	U		<28	U		2200			<26	U	
		VMP-5-31-021611	2/16/2011	<4.3	U		<8.7	U		<6.4	U		<12	U		<3.6	U		<6.7	U		<11	U		1300			<11	U	
		VMP-5-31-042111	4/21/2011	<64	U		<130	U		<95	U		<180	U		<220	U		<100	U		<170	U		1600			<160	U	
		VMP-5-31-080611	8/6/2011	6.4	J		<73	U		<53	U		<99	U		<120	U		<57	U		<96	U		1400			<89	U	
		VMP-5-31-111111	11/11/2011	<73	U		<37	U		<27	U		<50	U		<62	U		<28	U		<48	U		670			<45	U	
		VMP-5-31-013012	1/30/2012	<9.3	U		<19	U		<14	U		<25	U		<32	U		<14	U		<25	U		480			<23	U	
		VMP-5-31-041112	4/11/2012	<0.03	U		<0.06	U		<0.044	U		<0.081	U		<0.1	U		<0.047	U		<0.079	U		0.46			<0.073	U	
		VMP-5-31-071212	7/12/2012	0.0076	J		<0.0063	U		0.0018	J	U	<0.0086	U		<0.011	U		0.023			<0.021	U		0.025			<0.0077	U	
	40 ft	VMP-5-40	11/6/2009	<10	U		<21	U		<15	U		<28	U		<8.6	U		<16	U		<27	U		1400			<25	U	
		VMP-5-40-042111	4/21/2011	<67	U		<140	U		<99	U		<180	U		<230	U		<100	U		<180	U		1400			<160	U	
		VMP-5-40-013012	1/30/2012	<19	U		<39	U		<29	U		<53	U		<66	U		<30	U		<52	U		410			<48	U	
		VMP-5-40-041212	4/12/2012	0.021	J		<0.059	U		<0.043	U		<0.08	U		<0.099	U		<0.046	U		<0.077	U		1.7			<0.072	U	
		VMP-5-40-071212	7/12/2012	<0.12	U		<0.063	U		<0.046	U		<0.086	U		<0.11	U		0.046	J		<0.21	U		0.016	J		<0.077	U	
VMP-6	5 ft	VMP-6-5	11/6/2009	<1.2	U		<2.5	U		<1.8	U		<3.4	U		<1	U		<1.9	U		<3.3	U		380		J	<3	U	
		VMP-6-5-090810	9/8/2010	<0.68	U		<1.4	U		<1	U		<1.9	U		<0.58	U		<1.1	U		<1.8	U		76			<1.7	U	
		VMP-6-5-111610	11/16/2010	<4.3	U		<8.7	U		<6.4	U		<12	U		<3.6	U		<6.7	U		<11	U		600			<11	U	
		VMP-6-5-020711	2/7/2011	<0.0037	U		<0.0075	U		<0.0055	U		<0.01	U		<0.0031	U		<0.0058	U		<0.0098	U		0.013			<0.0091	U	
		VMP-6-5-040811	4/8/2011	0.0098	J		<0.016	U		<0.012	U		<0.022	U		<0.027	U		<0.013	U		<0.021	U		0.099			<0.02	U	
		VMP-6-5-080411	8/4/2011	<0.21	U		<0.42	U		<0.31	U		<0.57	U		<0.71	U		<0.33	U		<0.55	U		5.1			<0.51	U	
		VMP-6-5-110911	11/9/2011	<0.01	U		<0.0051	U		<0.0037	U		<0.0068	U		<0.0085	U		<0.0039	U		<0.0066	U		0.016			<0.0062	U	
		VMP-6-5-013112	1/31/2012	0.073	J		<0.06	U		0.016	J		<0.081	U		<0.1	U		<0.046	U		<0.078	U		0.42			<0.073	U	
		VMP-6-5-041212	4/12/2012	<0.012	J	U	<0.0063	U		<0.0046	J	U	<0.0086	U		<0.011	U		<0.0049	J	U	<0.021	U		0.0041			<0.0077	U	
		VMP-6-5-071612	7/16/2012	0.0052	J	U	<0.0063	U		0.0042	J	U	<0.0086	U		<0.011	U		0.00086	J		<0.021	U		0.0015	J		<0.0077	U	
	10 ft	VMP-6-10	11/6/2009	<1.3	U		<2.7	U		<2	U		<3.7	U		<1.1	U		<2.1	U		<3.6	U		470			<3.3	U	
		VMP-6-10-090810	9/8/2010	<0.74	U		<1.5	U		<1.1	U		<2	U		<0.63	U		<1.2	U		<2	U		240		J	<1.8	U	
		VMP-6-10-111710	11/17/2010	<0.004	U		0.0011	J		<0.0059	U		<0.011	U		<0.0034	U		<0.0063	U		<0.011	U		0.0046			<0.0099	U	
		VMP-6-10-020711	2/7/2011	<0.0039	U		<0.0079	U		<0.0058	U		<0.011	U		<0.0033	U		<0.0062	U		<0.01	U		0.0029	J		<0.0097	U	
		VMP-6-10-040811	4/8/2011	0.19	J		<0.19	U		<0.14	U		<0.26	U		<0.32	U		<0.15	U		<0.25	U		<0.1	U		<0.23	U	
		VMP-6-10-080411	8/4/2011	<0.67	U		<1.3	U		<0.98	U		<1.8	U		<2.2	U		<1	U		<1.8	U		220			<1.6	U	
		VMP-6-10-111011	11/10/2011	<0.01	U		<0.0053	U		<0.0039	U		<0.0072	U		<0.0089	U		<0.0041	U		<0.0069	U		0.0013	J		<0.0064	U	
		VMP-6-10-013112	1/31/2012	<0.46	U		<0.94	U		<0.68	U		<1.3	U		<1.6	U		<0.73	U		<1.2	U		52		J	<1.1	U	
		VMP-6-10-041212	4/12/2012	<0.012	J	U	<0.0061	U		0.0029	J		<0.0083	U		<0.01	U		<0.0048	U		<0.02	U		0.0037			<0.0075	U	
		VMP-6-10-071612	7/16/2012	0.0058	J	U	<0.0083	U		0.006		U	<0.011	U		<0.014	U		0.0012	J	U	<0.027	U		0.0035	J		<0.01	U	
	31.5 ft	VMP-6-31.5	11/9/2009	<8.7	U		<18	U		<13	U		<24	U		<7.4	U		<14	U		<23	U		970			<22	U	
		VMP-6-31.5-090810	9/8/2010	<5	U		<10	U		<7.4	U		<14	U		<4.2	U		<7.9	U		<13	U		1000			<12	U	
		VMP-6-31.5-111710	11/17/2010	<7.8	U		<16	U		<12	U		<21	U		<6.6	U		<12	U		<21	U		1500			<19	U	
		VMP-6-31.5-020711	2/7/2011	<7.5	U		<15	U		<11	U		<21	U		<6.4	U		<12	U		<20	U		1200			<18	U	
		VMP-6-31.5-041111	4/11/2011	3.8	J		<12	U		<8.6	U		<16	U		<20	U		<9.2	U		<15	U		580			<14	U	
		VMP-6-31.5-080411	8/4/2011	<4.3	U		<8.7	U		<6.4	U		<12	U		<15	U		<6.8	U		<11	U		770			<11	U	
		VMP-6-31.5-111011	11/10/2011	34			<13	U		<9.8	U		<18	U		<22	U		<10	U		<18	U		530			<16	U	
		VMP-6-31.5-013112	1/31/2012	<2.7	U		<5.4	U		<3.9	U		<7.3	U		<9	U		<4.2	U		<7.1	U		550		J	<6.6	U	
		VMP-6-31.5-041212	4/12/2012	<0.36	U		<0.72	U		<0.53	U		<0.98	U		<1.2	U		<0.56	U		<0.94	U		26			<0.88	U	
		VMP-6-31.5-071612	7/16/2012	0.017	J	J	<0.011	U		0.0071	J	U	<0.015	U		<0.019	U		0.0055	J		<0.037	U		0.037			<0.014	U	
	39 ft	VMP-6-39	11/9/2009	<9.9	U		<20	U		<15	U		<27	U		<8.4	U		<16	U		<26	U		1200			<24	U	
		VMP-6-39-041111	4/11/2011	3.4	J		<14	U		<10	U		<19	U		<24	U		<11	U		<18	U		620			<17	U	
		VMP-6-39-013112	1/31/2012	<2.7	U		<5.4	U		<3.9	U		<7.3	U		<9	U		<4.2	U		<7.1	U		690		J	<6.6	U	
		VMP-6-39-041212	4/12/2012	<0.26	U		<0.53	U		<0.39	U		<0.72	U		<0.89	U		<0.41	U		<0.69	U		64			<0.64	U	
		VMP-6-39-071612	7/16/2012	0.011	J	J	<0.025	U		0.016	J		<0.034	U		<0.042	U		<0.019	U		<0.081	U		0.1			<0.03	U	
		VMP-6-39-071612-Dup	7/16/2012	0.012	J	J	<0.025	U		0.013	J		<0.034	U		<0.042	U		<0.019	U		<0.082	U		0.11			<0.03	U	

TABLE 3
CUMULATIVE SUMMARY OF SOIL VAPOR ANALYTICAL DETECTIONS AND SCREENING RESULTS: VILLAGE - VOCS

Location	Depth	Sample ID	Sample Date	1,2-Dichlorobenzene			1,3-Dichlorobenzene			1,4-Dichlorobenzene			Dichlorodifluoromethane			1,1-Dichloroethane			1,2-Dichloroethane			1,1-Dichloroethene			cis-1,2-Dichloroethene			trans-1,2-Dichloroethene		
				290						1200						690			0.099			240			1100000			85		
				Result	Lab	URS	Result	Lab	URS	Result	Lab	URS	Result	Lab	URS	Result	Lab	URS	Result	Lab	URS	Result	Lab	URS	Result	Lab	URS	Result	Lab	URS
VMP-5	5 ft	VMP-5-5	11/5/2009	<1.3	U		<1.3	U		<1.3	U		<1.1	U		<0.91	U		<0.91	U		<0.89	U		<0.89	U		<0.89	U	
		VMP-5-5-090910	9/9/2010	<16	U		<16	U		<16	U		<13	U		<11	U		<11	U		<10	U		<10	U		<10	U	
		VMP-5-5-112210	11/22/2010	<3.9	U		<3.9	U		<3.9	U		<3.2	U		<2.6	U		<2.6	U		<2.6	U		<2.6	U		<2.6	U	
		VMP-5-5-021611	2/16/2011	<0.025	U		<0.025	U		<0.025	U		<0.02	U		<0.017	U		<0.017	U		<0.016	U		<0.016	U		<0.016	U	
		VMP-5-5-042111	4/21/2011	<0.079	U		<0.079	U		<0.079	U		<0.065	U		<0.053	U		<0.053	U		<0.052	U		<0.052	U		<0.052	U	
		VMP-5-5-080511	8/5/2011	<0.0076	U		<0.0076	U		<0.0076	U		0.0024	J		<0.0051	U		<0.0051	U		<0.005	U		<0.005	U		<0.005	U	
		VMP-5-5-111111	11/11/2011	<0.0056	U		<0.0056	U		<0.0056	U		0.0015	J		<0.0038	U		<0.0038	U		<0.0037	U		<0.0037	U		<0.0037	U	
		VMP-5-5-013012	1/30/2012	<0.056	U		<0.056	U		<0.056	U		<0.046	U		<0.038	U		<0.038	U		<0.037	U		<0.037	U		<0.037	U	
		VMP-5-5-041112	4/11/2012	<0.0055	U		0.00098	J		0.0021	J		0.0024	J		<0.0037	U		<0.0037	U		<0.0036	U		<0.0036	U		<0.0036	U	
		VMP-5-5-071312	7/13/2012	<0.0061	U		0.0017	J	U	0.0014	J	U	0.0024	J		<0.0041	U		<0.0041	U		<0.004	U		<0.004	U		<0.004	U	
	12.5 ft	VMP-5-12.5	11/6/2009	<1.6	U		<1.6	U		<1.6	U		<1.3	U		<1	U		<1	U		<1	U		<1	U		<1	U	
		VMP-5-12.5-D	11/6/2009	<3.5	U		<3.5	U		<3.5	U		<2.9	U		<2.3	U		<2.3	U		<2.3	U		<2.3	U		<2.3	U	
		VMP-5-12.5-090910	9/9/2010	<7.9	U		<7.9	U		<7.9	U		<6.5	U		<5.3	U		<5.3	U		<5.2	U		<5.2	U		<5.2	U	
		VMP-5-12.5-112310	11/23/2010	<0.4	U		<0.4	U		<0.4	U		<0.33	U		<0.27	U		<0.27	U		<0.26	U		<0.26	U		<0.26	U	
		VMP-5-12.5-021611	2/16/2011	<1.2	U		<1.2	U		<1.2	U		<0.98	U		<0.8	U		<0.8	U		<0.79	U		<0.79	U		<0.79	U	
		VMP-5-12.5-042111	4/21/2011	<0.085	U		<0.085	U		<0.085	U		<0.07	U		<0.057	U		<0.057	U		<0.056	U		<0.056	U		<0.056	U	
		VMP-5-12.5-080611	8/6/2011	<7.4	U		<7.4	U		<7.4	U		<6.1	U		<5	U		<5	U		<4.9	U		<4.9	U		<4.9	U	
		VMP-5-12.5-111111	11/11/2011	<0.0053	U		<0.0053	U		<0.0053	U		0.0017	J		<0.0036	U		<0.0036	U		<0.0035	U		0.0012	J		<0.0035	U	
		VMP-5-12.5-013012	1/30/2012	<0.017	U		<0.017	U		<0.017	U		<0.014	U		<0.012	U		<0.012	U		<0.011	U		<0.011	U		<0.011	U	
		VMP-5-12.5-041112	4/11/2012	<0.0053	U		0.0011	J		0.0016	J		0.0027	J		<0.0035	U		0.00075	J		<0.0035	U		<0.0035	U		<0.0035	U	
		VMP-5-12.5-071212	7/12/2012	<0.0062	U		<0.0062	U		<0.0062	U		0.0022	J		<0.0042	U		<0.0042	U		<0.0041	U		<0.0041	U		<0.0041	U	
	31 ft	VMP-5-31	11/6/2009	<14	U		<14	U		<14	U		<12	U		<9.6	U		<9.6	U		<9.4	U		<9.4	U		<9.4	U	
		VMP-5-31-090910	9/9/2010	<33	U		<33	U		<33	U		<27	U		<22	U		<22	U		<22	U		<22	U		<22	U	
		VMP-5-31-112310	11/23/2010	<21	U		<21	U		<21	U		<17	U		<14	U		<14	U		<14	U		<14	U		<14	U	
		VMP-5-31-021611	2/16/2011	<8.3	U		<8.3	U		<8.3	U		<6.8	U		<5.6	U		<5.6	U		<5.5	U		<5.5	U		<5.5	U	
		VMP-5-31-042111	4/21/2011	<120	U		<120	U		<120	U		<100	U		<83	U		<83	U		<82	U		<82	U		<82	U	
		VMP-5-31-080611	8/6/2011	<70	U		<70	U		<70	U		<57	U		<47	U		<47	U		<46	U		<46	U		<46	U	
		VMP-5-31-111111	11/11/2011	<35	U		<35	U		<35	U		<29	U		<24	U		12	J		<23	U		<23	U		<23	U	
		VMP-5-31-013012	1/30/2012	<18	U		<18	U		<18	U		<15	U		<12	U		<12	U		<12	U		<12	U		<12	U	
		VMP-5-31-041112	4/11/2012	<0.057	U		<0.057	U		<0.057	U		<0.047	U		<0.039	U		<0.039	U		<0.038	U		<0.038	U		<0.038	U	
		VMP-5-31-071212	7/12/2012	<0.006	U		<0.006	U		<0.006	U		0.0017	J		<0.0041	U		<0.0041	U		<0.004	U		<0.004	U		<0.004	U	
	40 ft	VMP-5-40	11/6/2009	<20	U		<20	U		<20	U		<16	U		<13	U		<13	U		<13	U		<13	U		<13	U	
		VMP-5-40-042111	4/21/2011	<130	U		<130	U		<130	U		<110	U		<87	U		<87	U		<85	U		<85	U		<85	U	
		VMP-5-40-013012	1/30/2012	<38	U		<38	U		<38	U		<31	U		<25	U		<25	U		<25	U		<25	U		<25	U	
		VMP-5-40-041212	4/12/2012	<0.056	U		<0.056	U		<0.056	U		<0.046	U		<0.038	U		<0.038	U		<0.037	U		<0.037	U		<0.037	U	
		VMP-5-40-071212	7/12/2012	<0.06	U		<0.06	U		<0.06	U		<0.05	U		<0.041	U		<0.041	U		<0.04	U		<0.04	U		<0.04	U	
VMP-6	5 ft	VMP-6-5	11/6/2009	<2.4	U		<2.4	U		<2.4	U		<2	U		<1.6	U		<1.6	U		<1.6	U		<1.6	U		<1.6	U	
		VMP-6-5-090810	9/8/2010	<1.3	U		<1.3	U		<1.3	U		<1.1	U		<0.89	U		<0.89	U		<0.87	U		<0.87	U		<0.87	U	
		VMP-6-5-111610	11/16/2010	<8.3	U		<8.3	U		<8.3	U		<6.8	U		<5.6	U		<5.6	U		<5.5	U		<5.5	U		<5.5	U	
		VMP-6-5-020711	2/7/2011	<0.0072	J	U	<0.0072	J	U	<0.0072	J	U	0.0025	J		<0.0048	U		<0.0048	U		<0.0047	U		<0.0047	U		<0.0047	U	
		VMP-6-5-040811	4/8/2011	<0.016	U		<0.016	J	U	<0.016	J	U	0.0029	J		<0.01	U		<0.01	U		<0.01	U		<0.01	U		<0.01	U	
		VMP-6-5-080411	8/4/2011	<0.4	U		<0.4	U		<0.4	U		<0.33	U		<0.27	U		<0.27	U		<0.26	U		<0.26	U		<0.26	U	
		VMP-6-5-110911	11/9/2011	<0.0048	U		<0.0048	U		<0.0048	U		0.0019	J	J	<0.0032	U		<0.0032	U		<0.0032	U		<0.0032	U		<0.0032	U	
		VMP-6-5-013112	1/31/2012	<0.057	U		0.0069	J		<0.057	U		<0.047	U		<0.038	U		<0.038	U		<0.038	U		<0.038	U		<0.038	U	
		VMP-6-5-041212	4/12/2012	<0.006	U		<0.006	J	U	<0.006	J	U	0.0024	J		<0.0041	U		<0.0041	U		<0.004	U		<0.004	U		<0.004	U	
		VMP-6-5-071612	7/16/2012	<0.006	U		0.0014	J	U	0.0011	J	U	0.0029	J		<0.0041	U		<0.0041	U		<0.004	U		<0.004	U		<0.004	U	
	10 ft	VMP-6-10	11/6/2009	<2.6	U		<2.6	U		<2.6	U		<2.1	U		<1.7	U		<1.7	U		<1.7	U		<1.7	U		<1.7	U	
		VMP-6-10-090810	9/8/2010	<1.4	U		<1.4	U		<1.4	U		<1.2	U		<0.96	U		<0.96	U		<0.94	U		<0.94	U		<0.94	U	
		VMP-6-10-111710	11/17/2010	<0.0078	U		<0.0078	U		<0.0078	U		0.002	J		<0.0052	U		<0.0052	U		<0.0051	U		<0.0051	U		<0.0051	U	
		VMP-6-10-020711	2/7/2011	<0.0076	J	U	<0.0076	J	U	<0.0076	J	U	0.0021	J		<0.0051	U		<0.0051	U		<0.005	U		<0.005	U		<0.005	U	
		VMP-6-10-040811	4/8/2011	<0.18	U		<0.18	U		<0.18	U		<0.15	U		<0.12	U		<0.12	U		<0.12	U		<0.12	U		<0.12	U	
		VMP-6-10-080411	8/4/2011	<1.3	U		<1.3	U		<1.3	U		<1	U		<0.87	U		<0.87	U		<0.85	U		<0.85	U		<0.85	U	
		VMP-6-10-111011	11/10/2011	<0.005	U		<0.005	U		<0.005	U		0.0014	J	J	<0.0034	U		<0.0034	U		<0.0033	U		<0.0033	U		<0.0033	U	
		VMP-6-10-013112	1/31/2012	<0.9	U		<0.9	U		<0.9	U		<0.74	U		<0.6	U		<0.6	U		<0.59	U		<0.59	U		<0.59	U	
		VMP-6-10-041212	4/12/2012	<0.0059	U		<0.0059	J	U	<0.0059	J	U	0.0024	J		<0.0039	U		<0.0039	U		<0.0039	U		<0.0039	U		<0.0039	U	
		VMP-6-10-071612	7/16/2012	0.0014	J	U	0.0043	J	U	0.0022	J	U	0.0025	J		<0.0053	U		<0.0053	U		<0.0052	U		<0.0052	U		<0.0052	U	
	31.5 ft	VMP-6-31.5	11/9/2009	<17	U		<17	U		<17	U		<14	U		<11	U		<11	U		<11	U	UJ	<11	U		<11	U	
		VMP-6-31.5-090810	9/8/2010	<9.7	U		<9.7	U		<9.7	U		<8	U		<6.5	U		<6.5	U		<6.4	U		<6.4	U		<6.4	U	
		VMP-6-31.5-111710	11/17/2010	<15	U		<15	U		<15	U		<12	U		<10	U		<10	U		<10	U		<10	U		<10	U	
		VMP-6-31.5-020711	2/7/2011	<14	U		<14	U		<14	U		<12	U		<9.8	U		<9.8	U		<9.6	U		<9.6	U		<9.6	U	
		VMP-6-31.5-041111	4/11/2011	<11	U		<11	U		1.1	J		<9.3	U		<7.6	U		<7.6	U		<7.4	U		<7.4	U		<7.4	U	
		VMP-6-31.5-080411	8/4/2011	<8.4	U		<8.4	U		<8.4	U		<6.9	U		<5.6	U		<5.6	U		<5.5	U		<5.5	U		<5.5	U	
		VMP-6-31.5-111011	11/10/2011	<13	U		<13	U		<13	U		<10	U		<8.7	U		10			<8.5	U		<8.5	U		<8.5	U	
		VMP-6-31.5-013112	1/31/2012	<5.1	U		<5.1	U		<5.1	U		<4.2	U		<3.5	U		<3.5	U		<3.4	U		<3.4	U		<3.4	U	
		VMP-6-31.5-041212	4/12/2012	<0.69	U		<0.69	U		<0.69	U		<0.57	U		<0.46	U		<0.46	U		<0.45	U		<0.45	U		<0.45	U	
		VMP-6-31.5-071612	7/16/2012	<0.011	U		0.004	J	U	0.0014	J	U	0.0022	J		<0.0073	U		<0.0073	U		<0.0072	U		<0.0072	U		<0.0072	U	
	39 ft	VMP-6-39	11/9/2009	<19	U		<19	U		<19	U		<16	U		<13	U		<13	U		<13	U	UJ	<13	U		<13	U	
		VMP-6-39-041111	4/11/2011	<13	U		<13	U		<13	U		<11	U		<9	U		<9	U		<8.9	U		<8.9	U		<8.9	U	
		VMP-6-39-013112	1/31/2012	<5.1	U		<5.1	U		<5.1	U		<4.2	U		<3.5	U		<3.5	U		<3.4	U		<3.4	U		<3.4	U	
		VMP-6-39-041212	4/12/2012	<0.5	U		<0.5	U		<0.5	U		<0.42	U		<0.34	U		<0.34	U		<0.33	U		<0.33	U		<0.33	U	
		VMP-6-39-071612	7/16/2012	<0.024	U		0.0079	J		<0.024	U		0.0025	J		<0.016	U		<0.016	U		<0.016	U		<0.016	U		<0.016	U	
		VMP-6-39-071612-Dup	7/16/2012	<0.024	U		<0.024	U		<0.024	U		0.003	J		<0.016	U		<0.016	U		<0.016	U		<0.016	U		<0.016	U	

SEE PAGES 50 THROUGH 56 OF TABLE FOR NOTES

TABLE 3
CUMULATIVE SUMMARY OF SOIL VAPOR ANALYTICAL DETECTIONS AND SCREENING RESULTS: VILLAGE - VOCS

Location	Depth	Sample ID	Sample Date	Dichloromethane (Methylene			1,2-Dichloropropane			cis-1,3-Dichloropropene			trans-1,3-Dichloropropene			1,4-Dioxane			Ethanol			Ethylbenzene			4-Ethyltoluene			Freon 113		
				5.6			0.062			0.9			0.9			0.22						1400								
				Result	Lab	URS	Result	Lab	URS	Result	Lab	URS	Result	Lab	URS	Result	Lab	URS	Result	Lab	URS	Result	Lab	URS	Result	Lab	URS	Result	Lab	URS
VMP-5	5 ft	VMP-5-5	11/5/2009	<0.78	U		<1	U		<1	U		<1	U		<3.2	U		<1.7	U		<0.97	U		<1.1	U		<1.7	U	
		VMP-5-5-090910	9/9/2010	<9.2	U		<12	U		<12	U		<12	U		<38	U		<20	U		<11	U		20			<20	U	
		VMP-5-5-112210	11/22/2010	<2.2	U		<3	U		<2.9	U		<2.9	U		<9.3	U		<4.9	U		<2.8	U		<3.2	U		<4.9	U	
		VMP-5-5-021611	2/16/2011	<0.014	U		<0.019	U		<0.019	U		<0.019	U		<0.059	U		<0.031	U		0.0041	J	J	<0.02	U		<0.032	U	
		VMP-5-5-042111	4/21/2011	<0.046	U		<0.061	U		<0.06	U		<0.06	U		<0.19	U		<0.099	U		<0.057	U		<0.065	U		<0.1	U	
		VMP-5-5-080511	8/5/2011	0.0075			<0.0058	U		<0.0057	U		<0.0057	U		<0.018	U		0.073			0.0032	J		0.0022	J		<0.0096	U	
		VMP-5-5-111111	11/11/2011	0.0023	J		<0.0043	U		<0.0042	U		<0.0042	U		<0.013	U		0.014			0.002	J		0.0024	J		<0.0071	U	
		VMP-5-5-013012	1/30/2012	0.042			<0.043	U		<0.042	U		<0.042	U		<0.13	U		0.088			0.036	J		0.02	J		<0.072	U	
		VMP-5-5-041112	4/11/2012	0.0011	J		0.0014	J		<0.0042	U		<0.0042	U		0.0029	J		0.018			0.0041			0.0019	J		0.0018	J	
		VMP-5-5-071312	7/13/2012	0.0012	J	U	<0.0047	U		<0.0046	U		0.0013	J	U	<0.015	U		0.035			0.0011	J	U	0.0023	J		<0.0078	U	
	12.5 ft	VMP-5-12.5	11/6/2009	<0.9	U		<1.2	U		<1.2	U		<1.2	U		<3.7	U		<1.9	U		<1.1	U		<1.3	U		<2	U	
		VMP-5-12.5-D	11/6/2009	<2	U		<2.7	U		<2.6	U		<2.6	U		<8.4	U		<4.4	U		<2.5	U		<2.8	U		<4.4	U	
		VMP-5-12.5-090910	9/9/2010	<4.6	U		<6.1	U		<6	U		<6	U		<19	U		<9.9	U		<5.7	U		9.2			<10	U	
		VMP-5-12.5-112310	11/23/2010	<0.23	U		<0.3	U		<0.3	U		<0.3	U		<0.95	U		<0.5	U		0.1	J		<0.32	U		<0.5	U	
		VMP-5-12.5-021611	2/16/2011	<0.69	U		<0.92	U		<0.9	U		<0.9	U		<2.9	U		<1.5	U		<0.86	U		<0.98	U		<1.5	U	
		VMP-5-12.5-042111	4/21/2011	<0.049	U		<0.065	U		<0.064	U		<0.064	U		<0.2	U		<0.11	U		<0.061	U		<0.069	U		<0.11	U	
		VMP-5-12.5-080611	8/6/2011	<4.3	U		<5.7	U		<5.6	U		<5.6	U		<18	U		<9.3	U		<5.4	U		<6.1	U		<9.5	U	
		VMP-5-12.5-111111	11/11/2011	0.0024	J		<0.0041	U		<0.004	U		<0.004	U		<0.013	U		0.011			0.001	J		0.00067	J		<0.0067	U	
		VMP-5-12.5-013012	1/30/2012	<0.01	U		<0.013	U		<0.013	U		<0.013	U		<0.041	U		0.032			0.0032	J		0.0024	J		<0.022	U	
		VMP-5-12.5-041112	4/11/2012	<0.03	U		0.00088	J		<0.004	U		<0.004	U		<0.013	U		0.043			0.0026	J		0.0015	J		<0.0067	U	
		VMP-5-12.5-071212	7/12/2012	<0.036	U		<0.0048	U		<0.0047	U		<0.0047	U		<0.015	U		0.011			0.0043			0.012			<0.0079	U	
	31 ft	VMP-5-31	11/6/2009	<8.3	U		<11	U		<11	U		<11	U		<34	U		<18	U		<10	U		<12	U		<18	U	
		VMP-5-31-090910	9/9/2010	<19	U		<25	U		<25	U		<25	U		<79	U		<41	U		<24	U		<27	U		<42	U	
		VMP-5-31-112310	11/23/2010	<12	U		<16	U		<16	U		<16	U		<50	U		<26	U		<15	U		<17	U		<26	U	
		VMP-5-31-021611	2/16/2011	<4.8	U		<6.4	U		<6.3	U		<6.3	U		<20	U		<10	U		<6	U		<6.8	U		<10	U	
		VMP-5-31-042111	4/21/2011	<72	U		<95	U		<93	U		<93	U		<300	U		<160	U		<89	U		<100	U		<160	U	
		VMP-5-31-080611	8/6/2011	<40	U		<54	U		<53	U		<53	U		<170	U		<87	U		<50	U		<57	U		<89	U	
		VMP-5-31-111111	11/11/2011	<20	U		<27	U		<26	U		<26	U		<84	U		<44	U		<25	U		<29	U		<45	U	
		VMP-5-31-013012	1/30/2012	3	J		<14	U		<14	U		<14	U		<43	U		<22	U		<13	U		<15	U		<23	U	
		VMP-5-31-041112	4/11/2012	<0.033	U		<0.044	U		<0.043	U		<0.043	U		<0.14	U		<0.072	U		<0.041	U		<0.047	U		<0.073	U	
		VMP-5-31-071212	7/12/2012	0.0013	J		<0.0046	U		<0.0046	U		<0.0046	U		<0.014	U		0.021			<0.0044	U		0.00081	J	U	<0.0077	U	
	40 ft	VMP-5-40	11/6/2009	<11	U		<15	U		<15	U		<15	U		<47	U		<25	U		<14	U		<16	U		<25	U	
		VMP-5-40-042111	4/21/2011	<75	U		<100	U		<98	U		<98	U		<310	U		<160	U		<94	U		<100	U		<160	U	
		VMP-5-40-013012	1/30/2012	6.2	J		<29	U		<28	U		<28	U		<90	U		<47	U		<27	U		<31	U		<48	U	
		VMP-5-40-041212	4/12/2012	<0.032	U		<0.043	U		<0.042	U		<0.042	U		<0.13	U		<0.07	U		0.0073	J		0.0078	J		<0.072	U	
		VMP-5-40-071212	7/12/2012	<0.35	U		<0.046	U		<0.046	U		<0.046	U		<0.14	U		<0.076	U		<0.044	U		<0.049	U		<0.077	U	
VMP-6	5 ft	VMP-6-5	11/6/2009	<1.4	U		<1.8	U		<1.8	U		<1.8	U		<5.7	U		<3	U		6.5		J	<1.9	U		<3	U	
		VMP-6-5-090810	9/8/2010	<0.76	U		<1	U		<1	U		<1	U		<3.2	U		<1.6	U		<0.96	U		1	J		<1.7	U	
		VMP-6-5-111610	11/16/2010	<4.8	U		<6.4	U		<6.3	U		<6.3	U		<20	U		<10	U		5.5	J		<6.8	U		<10	U	
		VMP-6-5-020711	2/7/2011	<0.0041	U		<0.0055	U		<0.0054	U		<0.0054	U		<0.017	U		0.0051	J		0.013			0.0071			<0.0091	U	
		VMP-6-5-040811	4/8/2011	0.0043	J		<0.012	U		<0.012	U		<0.012	U		<0.037	U		0.02			<0.011	U		<0.013	U		<0.02	U	
		VMP-6-5-080411	8/4/2011	<0.23	U		<0.31	U		<0.3	U		<0.3	U		<0.96	U		<0.5	U		0.1	J		<0.33	U		<0.51	U	
		VMP-6-5-110911	11/9/2011	<0.0028	J	U	<0.0037	U		<0.0036	U		<0.0036	U		<0.012	U		0.034			0.075			0.025			<0.0062	U	
		VMP-6-5-013112	1/31/2012	0.03	J		<0.044	U		<0.043	U		<0.043	U		<0.14	U		0.076			0.0078	J		0.0065	J		<0.073	U	
		VMP-6-5-041212	4/12/2012	<0.035	J	U	<0.0046	U		<0.0046	U		<0.0046	U		<0.014	U		0.0053	J		0.0019	J		<0.0049	U		<0.0077	U	
		VMP-6-5-071612	7/16/2012	0.0017	J	U	<0.0046	U		<0.0046	U		0.0012	J	U	<0.014	U		0.012			0.0014	J	U	0.0019	J		<0.0077	U	
	10 ft	VMP-6-10	11/6/2009	<1.5	U		<2	U		<2	U		<2	U		<6.2	U		<3.2	U		5.2			<2.1	U		<3.3	U	
		VMP-6-10-090810	9/8/2010	<0.83	U		<1.1	U		<1.1	U		<1.1	U		<3.4	U		<1.8	U		0.68	J	J	0.9	J	J	<1.8	U	
		VMP-6-10-111710	11/17/2010	<0.0045	U		<0.006	U		<0.0058	U		<0.0058	U		<0.018	U		0.0037	J		0.0014	J		<0.0063	U		<0.0099	U	
		VMP-6-10-020711	2/7/2011	<0.0044	U		<0.0058	U		<0.0057	U		<0.0057	U		<0.018	U		<0.0095	U		<0.0055	U		<0.0062	U		<0.0096	U	
		VMP-6-10-040811	4/8/2011	0.12			<0.14	U		<0.14	U		<0.14	U		<0.44	U		0.12	J		0.028	J		<0.15	U		<0.23	U	
		VMP-6-10-080411	8/4/2011	<0.74	U		<0.99	U		<0.97	U		<0.97	U		<3.1	U		<1.6	U		0.18	J		<1	U		<1.6	U	
		VMP-6-10-111011	11/10/2011	<0.0029	J	U	<0.0039	U		<0.0038	U		<0.0038	U		<0.012	U		0.024			<0.0036	U		<0.0041	U		<0.0064	U	
		VMP-6-10-013112	1/31/2012	<0.52	U		<0.69	U		<0.68	U		<0.68	U		<2.1	U		<1.1	U		<0.65	U		<0.73	U		<1.1	U	
		VMP-6-10-041212	4/12/2012	<0.034	J	U	<0.0045	U		<0.0044	U		<0.0044	J	U	<0.014	U		0.011			0.0024	J		0.0015	J		<0.0075	U	
		VMP-6-10-071612	7/16/2012	0.00097	J	U	<0.0061	U		0.0011	J	U	0.0025	J	U	<0.019	U		0.0094	J		0.0018	J	U	0.0015	J		<0.01	U	
	31.5 ft	VMP-6-31.5	11/9/2009	<9.7	U	UJ	<13	U		<13	U		<13	U		<40	U		<21	U		180			37			<21	U	
		VMP-6-31.5-090810	9/8/2010	<5.6	U		<7.4	U		<7.3	U		<7.3	U		<23	U		<12	U		160			16			<12	U	
		VMP-6-31.5-111710	11/17/2010	<8.8	U		<12	U		<11	U		<11	U		<36	U		<19	U		150			13			<19	U	
		VMP-6-31.5-020711	2/7/2011	<8.4	U		<11	U		<11	U		<11	U		<35	U		<18	U		180			23			<18	U	
		VMP-6-31.5-041111	4/11/2011	5.8	J		<8.7	U		<8.5	U		<8.5	U		<27	U		3.2	J		84			9.4			<14	U	
		VMP-6-31.5-080411	8/4/2011	<4.8	U		<6.4	U		<6.3	U		<6.3	U		<20	U		<10	U		20			<6.8	U		<11	U	
		VMP-6-31.5-111011	11/10/2011	<7.4	U		<9.9	U		<9.7	U		<9.7	U		<31	U		6.2	J		2.7	J		<10	U		<16	U	
		VMP-6-31.5-013112	1/31/2012	<3	U		<4	U		<3.9	U		<3.9	U		<12	U		<6.4	U		8.3		J	<4.2	U		<6.6	U	
		VMP-6-31.5-041212	4/12/2012	<0.4	U		<0.53	U		<0.52	U		<0.52	U		<1.6	U		0.29	J		0.38	J		<0.56	U		<0.88	U	
		VMP-6-31.5-071612	7/16/2012	0.0024	J		<0.0084	U		<0.0082	U		<0.0082	U		<0.026	U		0.043			0.0022	J	U	0.0058	J		<0.014	U	
	39 ft	VMP-6-39	11/9/2009	<11	U	UJ	<15	U		<14	U		<14	U		<46	U		<24	U		290			82			<24	U	
		VMP-6-39-041111	4/11/2011	3.7	J		<10	U		<10	U		<10	U		<32	U		<17	U		120			14			<17	U	
		VMP-6-39-013112	1/31/2012	<3	U		<4	U		<3.9	U		<3.9	U		<12	U		<6.4	U		19		J	<4.2	U		<6.6	U	
		VMP-6-39-041212	4/12/2012	<0.29	U		<0.39	U		<0.38	U		<0.38	U		<1.2	U		<0.63	U		7.1			<0.41	U		<0.64	U	
		VMP-6-39-071612	7/16/2012	<0.14	U		<0.018	U		<0.018	U		<0.018	U		<0.057	U		0.019	J		0.0038	J		<0.019	U		<0.03	U	
		VMP-6-39-071612-Dup	7/16/2012	0.0026	J		<0.018	U		<0.018	U		<0.018	U		<0.057	U		0.022	J		<0.017	U		<0.02	U		<0.03	U	

TABLE 3
CUMULATIVE SUMMARY OF SOIL VAPOR ANALYTICAL DETECTIONS AND SCREENING RESULTS: VILLAGE - VOCS

Location	Depth	Sample ID	Sample Date	Freon 114			Heptane			Hexachlorobutadiene			Hexane			2-Hexanone (Methyl N-Butyl			Isopentane			Isopropylbenzene (Cumene) 600			4-Methyl-2-pentanone (Methyl			Methyl tert-Butyl Ether (MTBE) 3400		
				Result	Lab	URS	Result	Lab	URS	Result	Lab	URS	Result	Lab	URS	Result	Lab	URS	Result	Lab	URS	Result	Lab	URS	Result	Lab	URS	Result	Lab	URS
VMP-5	5 ft	VMP-5-5	11/5/2009	<1.6	U		9.1			<9.6	U		170			<3.7	U					<1.1	U		<0.92	U		<0.81	U	
		VMP-5-5-090910	9/9/2010	<18	U		140			<110	U		1500			<43	U					<13	U		<11	U		<9.5	U	
		VMP-5-5-112210	11/22/2010	<4.5	U		120			<28	U		1400			<10	U					<3.2	U		<2.6	U		<2.3	U	
		VMP-5-5-021611	2/16/2011	<0.029	U		<0.017	U		<0.18	U		<0.014	U		<0.067	U					<0.02	U		<0.017	U		<0.015	U	
		VMP-5-5-042111	4/21/2011	<0.092	U		<0.054	U		<0.56	U		0.035	J		<0.54	U		0.25			<0.065	U		<0.54	U		<0.048	U	
		VMP-5-5-080511	8/5/2011	<0.0088	U		0.047			<0.054	U		0.083			<0.021	U		0.32			0.01			0.072			<0.0045	U	
		VMP-5-5-111111	11/11/2011	<0.0065	U		0.23			<0.04	U		0.11			<0.015	U		0.24			0.025			0.021			<0.0034	U	
		VMP-5-5-013012	1/30/2012	<0.065	U		0.1			<0.4	U		0.63			<0.15	U		4.9			0.0069	J		0.028	J		<0.034	U	
		VMP-5-5-041112	4/11/2012	<0.0064	U		0.0028	J		<0.039	U		0.0019	J		<0.015	U		0.0036	J		0.03			0.17			<0.0033	U	
		VMP-5-5-071312	7/13/2012	<0.0071	U		0.0029	J		<0.043	U		0.0013	J	U	<0.017	U		0.0069	J		0.0013	J	U	0.0048		U	<0.0036	U	
	12.5 ft	VMP-5-12.5	11/6/2009	<1.8	U		46			<11	U		650			<4.2	U					<1.3	U		<1	U		<0.93	U	
		VMP-5-12.5-D	11/6/2009	<4	U		47			<25	U		640			<9.5	U					<2.8	U		<2.4	U		<2.1	U	
		VMP-5-12.5-090910	9/9/2010	<9.2	U		120			<56	U		1300			<22	U					<6.5	U		<5.4	U		<4.8	U	
		VMP-5-12.5-112310	11/23/2010	<0.46	U		<0.27	U		<2.8	U		15			<1.1	U					<0.32	U		<0.27	U		<0.24	U	
		VMP-5-12.5-021611	2/16/2011	<1.4	U		5.8			<8.5	U		110			<3.2	U					<0.98	U		<0.81	U		<0.72	U	
		VMP-5-12.5-042111	4/21/2011	<0.098	U		<0.058	U		<0.6	U		0.03	J		<0.58	U		0.2			<0.069	U		<0.58	U		<0.051	U	
		VMP-5-12.5-080611	8/6/2011	<8.7	U		27			<53	U		340			<20	U		10000			<6.1	U		<5.1	U		<4.5	U	
		VMP-5-12.5-111111	11/11/2011	<0.0062	U		0.0024	J		<0.038	U		0.0018	J		<0.014	U		0.0029	J		0.0024	J		0.022			<0.0032	U	
		VMP-5-12.5-013012	1/30/2012	<0.02	U		0.035			<0.12	U		0.18			<0.047	U		1.5			0.0043	J		0.02			<0.01	U	
		VMP-5-12.5-041112	4/11/2012	<0.0061	U		0.0027	J		<0.037	U		0.0053			<0.014	U		0.13			0.022			0.14			<0.0032	U	
		VMP-5-12.5-071212	7/12/2012	<0.0072	U		0.0017	J		<0.044	U		0.0012	J		<0.017	U		0.0047	J		<0.0051	U		0.0016	J	U	<0.0037	U	
	31 ft	VMP-5-31	11/6/2009	<17	U		910			<100	U		4900			<39	U					<12	U		<9.7	U		<8.6	U	
		VMP-5-31-090910	9/9/2010	<38	U		1300			<230	U		7700			<90	U					<27	U		<22	U		<20	U	
		VMP-5-31-112310	11/23/2010	<24	U		1700			<150	U		8200			<57	U					<17	U		<14	U		<12	U	
		VMP-5-31-021611	2/16/2011	<9.6	U		950			<59	U		5600			<23	U					<6.8	U		<5.6	U		<5	U	
		VMP-5-31-042111	4/21/2011	<140	U		900			<880	U		6200			<840	U		44000			<100	U		<840	U		<74	U	
		VMP-5-31-080611	8/6/2011	<81	U		780			<490	U		5800			<190	U		43000			<57	U		<48	U		<42	U	
		VMP-5-31-111111	11/11/2011	<41	U		220			<250	U		2200			<96	U		24000			<29	U		<24	U		<21	U	
		VMP-5-31-013012	1/30/2012	<21	U		82			<130	U		740			<49	U		13000		J	<15	U		<12	U		<11	U	
		VMP-5-31-041112	4/11/2012	<0.067	U		0.062			<0.41	U		0.32			<0.16	U		12			0.016	J		0.088			<0.034	U	
		VMP-5-31-071212	7/12/2012	<0.007	U		0.017			<0.043	U		0.057			<0.016	U		0.47			0.0024	J	U	0.016			<0.0036	U	
	40 ft	VMP-5-40	11/6/2009	<23	U		810			<140	U		4400			<54	U					<16	U		<13	U		<12	U	
		VMP-5-40-042111	4/21/2011	<150	U		730			<920	U		4900			<880	U		35000			<100	U		<880	U		<78	U	
		VMP-5-40-013012	1/30/2012	<44	U		53			<270	U		560			<100	U		12000		J	<31	U		<26	U		<22	U	
		VMP-5-40-041212	4/12/2012	<0.065	U		0.21			<0.4	U		1.5			<0.15	U		100			0.044	J		0.23			<0.034	U	
		VMP-5-40-071212	7/12/2012	<0.07	U		<0.041	U		<0.43	U		0.02	J		<0.16	U		7.6			<0.049	U		<0.041	U		<0.036	U	
VMP-6	5 ft	VMP-6-5	11/6/2009	<2.8	U		380		J	<17	U		720		J	<6.5	U					2.7		J	<1.6	U		<1.4	U	
		VMP-6-5-090810	9/8/2010	<1.5	U		43			<9.4	U		130			<3.6	U					<1.1	U		<0.9	U		<0.79	U	
		VMP-6-5-111610	11/16/2010	<9.6	U		600			<59	U		1100			<23	U					4.2	J		<5.6	U		<5	U	
		VMP-6-5-020711	2/7/2011	<0.0083	U		0.03			<0.051	U		0.022			<0.019	U					0.0024	J		<0.0049	U		<0.0043	U	
		VMP-6-5-040811	4/8/2011	<0.018	U		<0.011	U		<0.11	U		<0.0091	U		<0.042	U		0.44			<0.013	U		<0.011	U		<0.0093	U	
		VMP-6-5-080411	8/4/2011	<0.47	U		3.7			<2.8	U		32			<1.1	U		250			<0.33	U		<0.27	U		<0.24	U	
		VMP-6-5-110911	11/9/2011	<0.0056	U		0.045			<0.034	U		0.055			<0.013	U		0.065			0.014			0.022			<0.0029	U	
		VMP-6-5-013112	1/31/2012	<0.066	U		0.43			<0.4	U		1.3			<0.16	U		5.6			0.0092	J		0.068			<0.034	U	
		VMP-6-5-041212	4/12/2012	<0.007	U		0.009			<0.043	U		0.0094			<0.016	U		0.0076	J		<0.0049	U		<0.0041	U		<0.0036	U	
		VMP-6-5-071612	7/16/2012	<0.007	U		0.0025	J		<0.043	U		0.0037			<0.016	U		<0.012	U		0.00084	J	U	0.0029	J		<0.0036	U	
	10 ft	VMP-6-10	11/6/2009	<3	U		480			<18	U		900			<7	U					3.6			<1.8	U		<1.6	U	
		VMP-6-10-090810	9/8/2010	<1.7	U		160		J	<10	U		400		J	<3.9	U					0.54	J	J	<0.97	U		<0.86	U	
		VMP-6-10-111710	11/17/2010	<0.009	U		0.0043	J		<0.055	U		0.013			<0.021	U					<0.0063	U		<0.0053	U		0.00056	J	
		VMP-6-10-020711	2/7/2011	<0.0088	U		0.0018	J		<0.054	U		0.0038	J		<0.021	U					<0.0062	U		<0.0052	U		<0.0045	U	
		VMP-6-10-040811	4/8/2011	<0.21	U		<0.12	U		<1.3	U		<0.11	U		<0.5	U		<0.36	U		<0.15	U		<0.12	U		<0.11	U	
		VMP-6-10-080411	8/4/2011	<1.5	U		76			<9.1	U		210			<3.5	U		770			<1	U		<0.88	U		<0.77	U	
		VMP-6-10-111011	11/10/2011	<0.0059	U		0.0016	J		<0.036	U		0.0081			<0.014	U		0.062			0.0018	J		0.022			<0.003	U	
		VMP-6-10-013112	1/31/2012	<1	U		24		J	<6.4	U		98		J	<2.4	U		220		J	<0.73	U		<0.61	U		<0.54	U	
		VMP-6-10-041212	4/12/2012	<0.0068	U		0.0064			<0.042	U		0.0068			<0.016	U		0.005	J		<0.0048	J	U	<0.004	U		<0.0035	U	
		VMP-6-10-071612	7/16/2012	<0.0092	U		0.0027	J	U	<0.056	U		0.0027	J		<0.022	U		0.0043	J		0.00096	J	U	0.0076			<0.0048	U	
	31.5 ft	VMP-6-31.5	11/9/2009	<20	U		1800			<120	U		3100			<46	U					18			<11	U		<10	U	
		VMP-6-31.5-090810	9/8/2010	<11	U		1900			<69	U		3200			<26	U					19			<6.6	U		<5.8	U	
		VMP-6-31.5-111710	11/17/2010	<18	U		2200			<110	U		3400			<41	U					19			<10	U		<9.1	U	
		VMP-6-31.5-020711	2/7/2011	<17	U		1900			<100	U		3000			<40	U					26			<9.9	U		<8.7	U	
		VMP-6-31.5-041111	4/11/2011	<13	U		1100			<80	U		2200			<31	U		1700			10			<7.7	U		<6.8	U	
		VMP-6-31.5-080411	8/4/2011	<9.7	U		1000			<59	U		2000			<23	U		1700			2	J		<5.7	U		<5	U	
		VMP-6-31.5-111011	11/10/2011	<15	U		570			<91	U		1500			<35	U		2000			<10	U		<8.8	U		<7.7	U	
		VMP-6-31.5-013112	1/31/2012	<6	U		680		J	<36	U		1400		J	<14	U		1300		J	<4.2	U		<3.5	U		<3.1	U	
		VMP-6-31.5-041212	4/12/2012	<0.8	U		8.6			<4.9	U		19			<1.9	U		68			0.16	J		<0.47	U		<0.41	U	
		VMP-6-31.5-071612	7/16/2012	<0.013	U		<0.0074	U		<0.077	U		0.019			<0.03	U		0.06			0.0015	J	U	0.0055	J		<0.0065	U	
	39 ft	VMP-6-39	11/9/2009	<22	U		2400			<140	U		4200			<52	U					24			<13	U		<11	U	
		VMP-6-39-041111	4/11/2011	<16	U		1200			<95	U		2300			<37	U		1700			12			<9.2	U		<8	U	
		VMP-6-39-013112	1/31/2012	<6	U		800			<36	U		1700		J	<14	U		1600		J	1.4	J	J	<3.5	U		<3.1	U	
		VMP-6-39-041212	4/12/2012	<0.59	U		21			<3.6	U		52			<1.4	U		100			0.6			<0.34	U		<0.3	U	
		VMP-6-39-071612	7/16/2012	<0.028	U		<0.016	U		<0.17	U		0.034			<0.064	U		0.098			0.0029	J		<0.016	U		<0.014	U	
		VMP-6-39-071612-Dup	7/16/2012	<0.028	U		<0.016	U		<0.17	U		0.033			<0.065	U		0.11			<0.02	U		<0.016	U		<0.014	U	

SEE PAGES 50 THROUGH 56 OF TABLE FOR NOTES

TABLE 3
CUMULATIVE SUMMARY OF SOIL VAPOR ANALYTICAL DETECTIONS AND SCREENING RESULTS: VILLAGE - VOCS

Location	Depth	Sample ID	Sample Date	2-Propanol			n-Propylbenzene			Styrene			1,1,2,2-Tetrachloroethane			Tetrachloroethene			Tetrahydrofuran			Toluene			1,2,4-Trichlorobenzene			1,1,1-Trichloroethane (Methyl		
										1400						0.55						6200			11			6600		
				Result	Lab	URS	Result	Lab	URS	Result	Lab	URS	Result	Lab	URS	Result	Lab	URS	Result	Lab	URS	Result	Lab	URS	Result	Lab	URS	Result	Lab	URS
VMP-5	5 ft	VMP-5-5	11/5/2009	<2.2	U		<1.1	U		<0.95	U		<1.5	U		<1.5	U		<0.66	U		<0.84	U		<6.6	U	UJ	<1.2	U	
		VMP-5-5-090910	9/9/2010	<26	U		4.8	J		<11	U		<18	U		<18	U		<7.8	U		<9.9	U		<78	U		<14	U	
		VMP-5-5-112210	11/22/2010	<6.3	U		<3.2	U		<2.7	U		<4.4	U		<4.4	U		<1.9	U		<2.4	U		<19	U		<3.5	U	
		VMP-5-5-021611	2/16/2011	0.3		J	<0.02	U		<0.018	U		<0.028	U		<0.028	U		<0.012	U		0.0078	J	J	<0.12	U		<0.022	U	
		VMP-5-5-042111	4/21/2011	<0.13	U		<0.065	U		<0.56	U		<0.091	U		0.078	J		<0.039	U		<0.05	U		<0.39	U		<0.072	U	
		VMP-5-5-080511	8/5/2011	0.07			0.00075	J		0.0024	J		<0.0086	U		0.0031	J		<0.0037	U		1.3			<0.037	U		<0.0069	J	U
		VMP-5-5-111111	11/11/2011	0.014			0.018			<0.004	U		<0.0064	U		<0.0063	U		<0.0027	U		0.0096			<0.028	U		<0.0051	U	
		VMP-5-5-013012	1/30/2012	0.25			0.007	J		0.0053	J		<0.064	U		<0.063	U		<0.028	U		0.071			<0.28	U		<0.051	U	
		VMP-5-5-041112	4/11/2012	0.057			0.00078	J		0.0011	J		<0.0063	U		0.0021	J		0.02			0.022			<0.027	U		<0.005	U	
		VMP-5-5-071312	7/13/2012	0.54			<0.005	U		<0.0043	U		<0.007	U		0.0016	J	U	<0.003	U		0.0038			<0.03	U		<0.0055	U	
	12.5 ft	VMP-5-12.5	11/6/2009	<2.5	U		<1.3	U		<1.1	U		<1.8	U		<1.8	U		<0.76	U		<0.97	U		<7.6	U		<1.4	U	
		VMP-5-12.5-D	11/6/2009	<5.7	U		<2.8	U		<2.5	U		<4	U		<3.9	U		<1.7	U		<2.2	U		<17	U		<3.2	U	
		VMP-5-12.5-090910	9/9/2010	<13	U		2.1	J		<5.6	U		<9.1	U		<9	U		<3.9	U		<5	U		<39	U		<7.2	U	
		VMP-5-12.5-112310	11/23/2010	<0.65	U		<0.32	U		<0.28	U		<0.45	U		<0.45	U		<0.19	U		0.5			<2	U		<0.36	U	
		VMP-5-12.5-021611	2/16/2011	<2	U		<0.98	U		<0.84	U		<1.4	U		<1.3	U		<0.58	U		<0.75	U		<5.9	U		<1.1	U	
		VMP-5-12.5-042111	4/21/2011	<0.14	U		<0.069	U		<0.6	U		<0.097	U		<0.096	U		<0.042	U		<0.053	U		<0.42	U		<0.077	U	
		VMP-5-12.5-080611	8/6/2011	<12	U		<6.1	U		<5.3	U		<8.5	U		<8.4	U		<3.6	U		1	J		<37	U		<6.8	U	
		VMP-5-12.5-111111	11/11/2011	0.0091			0.00082	J		<0.0037	U		<0.006	U		<0.006	U		<0.0026	U		0.0094			<0.026	U		<0.0048	U	
		VMP-5-12.5-013012	1/30/2012	0.032			<0.014	J	U	<0.012	U		<0.02	U		<0.019	U		<0.0085	U		0.016			<0.085	U		<0.016	U	
		VMP-5-12.5-041112	4/11/2012	0.049			0.00051	J		0.0016	J		<0.006	U		0.0023	J		0.0055			0.025			<0.026	U		<0.0048	U	
		VMP-5-12.5-071212	7/12/2012	0.01			0.0033	J		0.0027	J	U	<0.0071	U		<0.007	U		<0.003	U		0.0039			<0.03	U		<0.0056	U	
	31 ft	VMP-5-31	11/6/2009	<23	U		<12	U		<10	U		<16	U		<16	U		<7	U		<9	U		<71	U		<13	U	
		VMP-5-31-090910	9/9/2010	<54	U		<27	U		<23	U		<38	U		<37	U		<16	U		4.3	J		<160	U		<30	U	
		VMP-5-31-112310	11/23/2010	<34	U		<17	U		<15	U		<24	U		<23	U		<10	U		8.2	J		<100	U		<19	U	
		VMP-5-31-021611	2/16/2011	<14	U		<6.8	U		<5.9	U		<9.5	U		<9.4	U		<4.1	U		2.5	J		<41	U		<7.5	U	
		VMP-5-31-042111	4/21/2011	<200	U		<100	U		<880	U		<140	U		<140	U		<61	U		<78	U		<610	U		<110	U	
		VMP-5-31-080611	8/6/2011	34	J		<57	U		<49	U		<80	U		<79	U		<34	U		<44	U		<340	U		<63	U	
		VMP-5-31-111111	11/11/2011	<58	U		<29	U		<25	U		<40	U		<40	U		<17	U		14	J		<170	U		<32	U	
		VMP-5-31-013012	1/30/2012	<29	U		<15	U		<13	U		<20	U		<20	U		<8.8	U		<11	U		<89	U		<16	U	
		VMP-5-31-041112	4/11/2012	0.031	J		<0.047	U		<0.041	U		<0.066	U		<0.065	U		<0.028	U		0.039			<0.28	U		<0.052	U	
		VMP-5-31-071212	7/12/2012	0.015			0.00049	J	U	<0.0043	U		<0.0069	U		<0.0068	U		<0.003	U		0.0082			<0.03	U		<0.0055	U	
	40 ft	VMP-5-40	11/6/2009	<32	U		<16	U		<14	U		<22	U		<22	U		<9.7	U		<12	U		<97	U		<18	U	
		VMP-5-40-042111	4/21/2011	<210	U		<100	U		<920	U		<150	U		<150	U		<64	U		<81	U		<640	U		<120	U	
		VMP-5-40-013012	1/30/2012	<61	U		<31	U		<27	U		<43	U		<42	U		<18	U		<24	U		<180	U		<34	U	
		VMP-5-40-041212	4/12/2012	0.088	J		<0.046	U		<0.04	U		<0.064	U		<0.063	U		<0.028	U		0.092			<0.28	U		<0.051	U	
		VMP-5-40-071212	7/12/2012	<0.099	U		<0.049	U		<0.043	U		<0.069	U		<0.068	U		<0.03	U		<0.038	U		<0.3	U		<0.055	U	
VMP-6	5 ft	VMP-6-5	11/6/2009	<3.9	U		5.8		J	<1.7	U		<2.7	U		<2.7	U		<1.2	U		<1.5	U		<12	U		<2.2	U	
		VMP-6-5-090810	9/8/2010	<2.2	U		<1.1	U		<0.94	U		<1.5	U		<1.5	U		<0.65	U		<0.83	U		<6.5	U		<1.2	U	
		VMP-6-5-111610	11/16/2010	<14	U		7.7			<5.9	U		<9.5	U		<9.4	U		<4.1	U		<5.2	U		<41	U		<7.5	U	
		VMP-6-5-020711	2/7/2011	0.027			0.0034	J		<0.0051	U		<0.0082	U		<0.0081	U		<0.0035	U		0.015			<0.035	J	U	<0.0065	U	
		VMP-6-5-040811	4/8/2011	0.054			<0.013	U		<0.011	U		<0.018	U		<0.018	U		<0.0076	U		0.0037	J		<0.077	U		<0.014	U	
		VMP-6-5-080411	8/4/2011	<0.66	U		<0.33	U		<0.28	U		<0.46	U		<0.45	U		<0.2	U		0.53			<2	U		<0.36	U	
		VMP-6-5-110911	11/9/2011	0.13			0.018			0.00069	J		<0.0055	U		<0.0055	U		<0.0024	U		0.026			<0.024	U		<0.0044	U	
		VMP-6-5-013112	1/31/2012	0.082	J		0.0034	J		<0.04	U		<0.065	U		<0.064	U		<0.028	U		0.054			<0.28	U		<0.052	U	
		VMP-6-5-041212	4/12/2012	0.015			<0.0049	U		0.00098	J		<0.0069	U		<0.0068	J	U	<0.003	J	U	0.013			<0.03	U		<0.0055	U	
		VMP-6-5-071612	7/16/2012	0.0098			0.00076	J	U	<0.0043	U		<0.0069	U		<0.0068	U		0.0015	J		0.0045			<0.03	U		<0.0055	U	
	10 ft	VMP-6-10	11/6/2009	<4.2	U		8			<1.8	U		<3	U		<2.9	U		<1.3	U		<1.6	U		<13	U		<2.3	U	
		VMP-6-10-090810	9/8/2010	<2.3	U		0.73	J	J	<1	U		<1.6	U		<1.6	U		<0.7	U		<0.9	U		<7.1	U		<1.3	U	
		VMP-6-10-111710	11/17/2010	0.0073	J		<0.0063	U		0.0022	J		<0.0088	U		0.0081	J		<0.0038	U		0.001	J		<0.038	U		0.0014	J	
		VMP-6-10-020711	2/7/2011	0.0045	J		<0.0062	J	U	<0.0054	U		<0.0086	U		0.0013	J		<0.0037	U		0.0029	J		<0.037	J	U	<0.0069	U	
		VMP-6-10-040811	4/8/2011	0.53			<0.15	U		0.093	J		<0.21	U		<0.2	U		0.15			0.043	J		<0.9	U		<0.16	U	
		VMP-6-10-080411	8/4/2011	<2.1	U		<1	U		<0.91	U		<1.5	U		<1.4	U		<0.63	U		0.26	J		<6.4	U		<1.2	U	
		VMP-6-10-111011	11/10/2011	0.19			<0.0041	U		<0.0036	U		<0.0058	U		<0.0057	U		<0.0025	U		0.0052			<0.025	U		<0.0046	U	
		VMP-6-10-013112	1/31/2012	<1.5	U		<0.73	U		<0.63	U		<1	U		<1	U		<0.44	U		<0.56	U		<4.4	U		<0.81	U	
		VMP-6-10-041212	4/12/2012	0.015			<0.0048	J	U	<0.0042	U		<0.0067	U		<0.0066	J	U	<0.0029	U		0.019			<0.029	U		<0.0053	U	
		VMP-6-10-071612	7/16/2012	0.013	J		0.0012	J	U	<0.0056	U		<0.0091	U		0.0022	J	U	0.0013	J	U	0.0051			<0.039	U		0.0006	J	U
	31.5 ft	VMP-6-31.5	11/9/2009	<28	U		44			<12	U		<19	U		<19	U		<8.2	U		<10	U		<83	U		<15	U	
		VMP-6-31.5-090810	9/8/2010	4	J		42			<6.8	U		<11	U		<11	U		<4.7	U		<6.1	U		<48	U		<8.8	U	
		VMP-6-31.5-111710	11/17/2010	<25	U		43			<11	U		<17	U		<17	U		<7.4	U		<9.5	U		<75	U		<14	U	
		VMP-6-31.5-020711	2/7/2011	4.7	J		75			<10	U		<17	U		<16	U		<7.1	U		2.8	J		<72	U		<13	U	
		VMP-6-31.5-041111	4/11/2011	13	J		27			3	J		<13	U		1	J		<5.5	U		1.4	J		<56	U		<10	U	
		VMP-6-31.5-080411	8/4/2011	<14	U		3.1	J		<5.9	U		<9.5	U		<9.4	U		<4.1	U		1.5	J		<41	U		<7.6	U	
		VMP-6-31.5-111011	11/10/2011	<21	U		<10	U		<9.1	U		<15	U		<14	U		<6.3	U		20			<64	U		<12	U	
		VMP-6-31.5-013112	1/31/2012	<8.4	U		1.2	J	J	<3.6	U		<5.9	U		<5.8	U		<2.5	U		<3.2	U		<25	U		<4.7	U	
		VMP-6-31.5-041212	4/12/2012	0.098	J		0.27	J		<0.49	U		<0.79	U		<0.78	U		<0.34	U		0.47			<3.4	U		<0.62	U	
		VMP-6-31.5-071612	7/16/2012	0.078			0.0016	J	U	<0.0077	U		<0.012	U		0.0074	J		<0.0053	U		0.029			<0.054	U		<0.0099	U	
	39 ft	VMP-6-39	11/9/2009	<31	U		60			<14	U		<22	U		<22	U		<9.4	U		<12	U		<94	U		<17	U	
		VMP-6-39-041111	4/11/2011	7.5	J		30			2.6	J		<15	U		<15	U		<6.6	U		2.3	J		<66	U		<12	U	
		VMP-6-39-013112	1/31/2012	<8.4	U		1.7	J	J	<3.6	U		<5.9	U		<5.8	U		<2.5	U		<3.2	U		<25	U		<4.7	U	
		VMP-6-39-041212	4/12/2012	<0.82	U		1			<0.36	U		<0.58	U		<0.57	U		<0.25	U		0.17	J		<2.5	U		<0.46	U	
		VMP-6-39-071612	7/16/2012	0.011	J		<0.019	U		<0.017	U		<0.027	U		<0.027	U		<0.012	U		0.0092	J		<0.12	U		<0.021	U	
		VMP-6-39-071612-Dup	7/16/2012	0.0071	J		<0.02	U		<0.017	U		<0.027	U		<0.027	U		<0.012	U		0.0067	J		<0.12	U		<0.022	U	

TABLE 3
CUMULATIVE SUMMARY OF SOIL VAPOR ANALYTICAL DETECTIONS AND SCREENING RESULTS: VILLAGE - VOCS

Location	Depth	Sample ID	Sample Date	1,1,2-Trichloroethane 170000			Trichloroethene 1.5			Trichlorofluoromethane 860			1,2,4-Trimethylbenzene			1,3,5-Trimethylbenzene			2,2,4-Trimethylpentane			Vinyl chloride 0.29			m,p-Xylene 130			o-Xylenes 120		
				Result	Lab	URS	Result	Lab	URS	Result	Lab	URS	Result	Lab	URS	Result	Lab	URS	Result	Lab	URS	Result	Lab	URS	Result	Lab	URS	Result	Lab	URS
VMP-5	5 ft	VMP-5-5	11/5/2009	<1.2	U		<1.2	U		<1.2	U		<1.1	U		<1.1	U		370			<0.57	U		<0.97	U		<0.97	U	
		VMP-5-5-090910	9/9/2010	<14	U		<14	U		<15	U		13			6.9	J		1600			<6.7	U		9	J		6.4	J	
		VMP-5-5-112210	11/22/2010	<3.5	U		<3.5	U		<3.6	U		<3.2	U		<3.2	U		1700			<1.6	U		<2.8	U		<2.8	U	
		VMP-5-5-021611	2/16/2011	<0.022	U		<0.022	U		<0.023	U		<0.02	U		<0.02	U		24			<0.01	U		0.0062	J	J	<0.018	U	
		VMP-5-5-042111	4/21/2011	<0.072	U		<0.071	U		<0.074	U		<0.065	U		<0.065	U		0.097			<0.034	U		<0.057	U		<0.057	U	
		VMP-5-5-080511	8/5/2011	<0.0069	U		<0.0068	J	U	0.0014	J		0.002	J		<0.0062	U		0.23			<0.0032	U		0.0083			0.0024	J	
		VMP-5-5-111111	11/11/2011	<0.0051	U		<0.005	U		<0.0052	U		0.0023	J		0.0013	J		0.97			<0.0024	U		0.0059			0.0016	J	
		VMP-5-5-013012	1/30/2012	<0.051	U		0.015	J		0.011	J		0.032	J		0.011	J		2.3			<0.024	U		0.08			0.026	J	
		VMP-5-5-041112	4/11/2012	<0.005	U		0.0081			<0.0051	U		0.0026	J		0.00093	J		0.0063			<0.0023	U		0.0074			0.0021	J	
		VMP-5-5-071312	7/13/2012	<0.0055	U		<0.0054	U		0.0016	J		0.0023	J	U	0.00094	J	U	0.0034	J	U	<0.0026	U		0.0022	J	U	0.0014	J	U
	12.5 ft	VMP-5-12.5	11/6/2009	<1.4	U		<1.4	U		<1.4	U		<1.3	U		<1.3	U		960			<0.66	U		<1.1	U		<1.1	U	
		VMP-5-12.5-D	11/6/2009	<3.2	U		<3.1	U		<3.2	U		<2.8	U		<2.8	U		1000			<1.5	U		<2.5	U		<2.5	U	
		VMP-5-12.5-090910	9/9/2010	<7.2	U		<7.1	U		<7.4	U		6.1	J		3	J		1500			<3.4	U		3.2	J		2.2	J	
		VMP-5-12.5-112310	11/23/2010	<0.36	U		<0.35	U		<0.37	U		<0.32	U		<0.32	U		110			<0.17	U		0.2	J		<0.29	U	
		VMP-5-12.5-021611	2/16/2011	<1.1	U		<1.1	U		<1.1	U		<0.98	U		<0.98	U		170			<0.51	U		<0.86	U		<0.86	U	
		VMP-5-12.5-042111	4/21/2011	<0.077	U		<0.076	U		<0.079	U		<0.069	U		<0.069	U		0.081			<0.036	U		<0.061	U		<0.061	U	
		VMP-5-12.5-080611	8/6/2011	<6.8	U		<6.7	U		<7	U		<6.1	U		<6.1	U		810			<3.2	U		<5.4	U		<5.4	U	
		VMP-5-12.5-111111	11/11/2011	<0.0048	U		0.0017	J		<0.0049	U		0.0014	J		0.00061	J		0.0093			<0.0022	U		0.0025	J		0.00074	J	
		VMP-5-12.5-013012	1/30/2012	<0.016	U		<0.015	U		<0.016	U		<0.014	U		<0.014	U		0.72			<0.0073	U		0.0094	J		0.0027	J	
		VMP-5-12.5-041112	4/11/2012	<0.0048	U		0.0012	J		0.0014	J		0.0011	J		<0.0043	U		0.0032	J		<0.0022	U		0.0044			0.0013	J	
		VMP-5-12.5-071212	7/12/2012	<0.0056	U		<0.0055	U		0.0014	J		0.12			0.022			<0.0048	U		<0.0026	U		0.012			0.0036	J	
	31 ft	VMP-5-31	11/6/2009	<13	U		<13	U		<13	U		<12	U		<12	U		4000			<6.1	U		<10	U		<10	U	
		VMP-5-31-090910	9/9/2010	<30	U		<30	U		<31	U		<27	U		<27	U		4400			<14	U		7.7	J		<24	U	
		VMP-5-31-112310	11/23/2010	<19	U		<18	U		<19	U		<17	U		<17	U		4700			<8.8	U		12	J		<15	U	
		VMP-5-31-021611	2/16/2011	<7.5	U		<7.4	U		<7.8	U		<6.8	U		<6.8	U		3100			<3.5	U		5.5	J		<6	U	
		VMP-5-31-042111	4/21/2011	<110	U		<110	U		<120	U		<100	U		<100	U		3800			<53	U		<89	U		<89	U	
		VMP-5-31-080611	8/6/2011	<63	U		<62	U		<65	U		<57	U		<57	U		3700			<30	U		<50	U		<50	U	
		VMP-5-31-111111	11/11/2011	<32	U		<31	U		<33	U		<29	U		<29	U		3000			<15	U		6.9	J		<25	U	
		VMP-5-31-013012	1/30/2012	<16	U		<16	U		<17	U		<15	U		<15	U		2900			<7.6	U		<13	U		<13	U	
		VMP-5-31-041112	4/11/2012	<0.052	U		<0.051	U		<0.054	U		<0.047	U		<0.047	U		4.8			<0.024	U		0.012	J		<0.041	U	
		VMP-5-31-071212	7/12/2012	<0.0055	U		<0.0054	U		0.0015	J		0.002	J	U	<0.0049	U		0.3			<0.0026	U		0.0021	J	U	<0.0044	U	
	40 ft	VMP-5-40	11/6/2009	<18	U		<18	U		<18	U		<16	U		<16	U		3400			<8.4	U		<14	U		<14	U	
		VMP-5-40-042111	4/21/2011	<120	U		<120	U		<120	U		<100	U		<100	U		3500			<55	U		<94	U		<94	U	
		VMP-5-40-013012	1/30/2012	<34	U		<34	U		<35	U		<31	U		<31	U		2500			<16	U		<27	U		<27	U	
		VMP-5-40-041212	4/12/2012	<0.051	U		<0.05	U		<0.052	U		<0.046	U		<0.046	U		24			<0.024	U		0.02	J		<0.041	U	
		VMP-5-40-071212	7/12/2012	<0.055	U		<0.054	U		<0.056	U		<0.049	U		<0.049	U		2			<0.026	U		<0.044	U		<0.044	U	
VMP-6	5 ft	VMP-6-5	11/6/2009	<2.2	U		<2.1	U		<2.2	U		<1.9	U		<1.9	U		1400		J	<1	U		3.1		J	<1.7	U	
		VMP-6-5-090810	9/8/2010	<1.2	U		<1.2	U		<1.2	U		0.74	J		0.34	J		340			<0.56	U		0.47	J		0.33	J	
		VMP-6-5-111610	11/16/2010	<7.5	U		<7.4	U		<7.8	U		<6.8	U		<6.8	U		2300			<3.5	U		3.4	J		<6	U	
		VMP-6-5-020711	2/7/2011	<0.0065	U		0.0022	J		0.0013	J		0.0071			0.0031	J		0.96			<0.003	U		0.025			0.01		
		VMP-6-5-040811	4/8/2011	<0.014	U		<0.014	U		<0.014	U		<0.013	J	U	<0.013	U		1.3			<0.0066	U		0.0039	J		<0.011	U	
		VMP-6-5-080411	8/4/2011	<0.36	U		<0.36	U		<0.38	U		<0.33	U		<0.33	U		6.5			<0.17	U		0.16	J		<0.29	U	
		VMP-6-5-110911	11/9/2011	<0.0044	U		<0.0043	U		0.00095	J		0.028			0.02			0.071			<0.002	U		0.13			0.056		
		VMP-6-5-013112	1/31/2012	<0.052	U		<0.051	U		<0.053	U		<0.047	U		<0.047	U		2.9			<0.024	U		0.014	J		<0.041	U	
		VMP-6-5-041212	4/12/2012	<0.0055	U		<0.0054	U		<0.0056	U		0.0017	J		<0.0049	U		0.04			<0.0026	U		0.0046			0.0023	J	
		VMP-6-5-071612	7/16/2012	<0.0055	U		<0.0054	U		0.0014	J		0.0013	J	U	0.00091	J	U	0.0025	J		<0.0026	U		0.0032	J		0.0011	J	
	10 ft	VMP-6-10	11/6/2009	<2.3	U		<2.3	U		<2.4	U		<2.1	U		<2.1	U		1800			<1.1	U		3.4			<1.9	U	
		VMP-6-10-090810	9/8/2010	<1.3	U		<1.3	U		<1.3	U		0.62	J	J	0.29	J	J	930		J	<0.61	U		0.83	J	J	0.32	J	J
		VMP-6-10-111710	11/17/2010	<0.007	U		<0.0069	J	U	0.00081	J		<0.0063	U		<0.0063	U		0.039			<0.0033	U		<0.0056	J	U	<0.0056	U	
		VMP-6-10-020711	2/7/2011	<0.0069	U		0.0018	J		<0.0071	U		<0.0062	U		<0.0062	U		0.061			<0.0032	U		<0.0055	U		<0.0055	U	
		VMP-6-10-040811	4/8/2011	<0.16	U		<0.16	U		<0.17	U		<0.15	U		<0.15	U		52			<0.077	U		0.032	J		<0.13	U	
		VMP-6-10-080411	8/4/2011	<1.2	U		<1.2	U		<1.2	U		<1	U		<1	U		940			<0.55	U		<0.93	U		<0.93	U	
		VMP-6-10-111011	11/10/2011	<0.0046	U		<0.0045	U		<0.0047	U		0.00076	J		<0.0041	U		0.0065			<0.0021	U		0.0012	J		<0.0036	U	
		VMP-6-10-013112	1/31/2012	<0.81	U		<0.8	U		<0.84	U		<2.9	U		<0.73	U		310		J	<0.38	U		<0.65	U		<0.65	U	
		VMP-6-10-041212	4/12/2012	<0.0053	U		<0.0052	U		0.0015	J		0.0018	J		<0.0048	U		0.024			<0.0025	U		0.0043			0.002	J	
		VMP-6-10-071612	7/16/2012	<0.0072	U		<0.0071	U		0.0013	J		0.0025	J	U	0.0011	J	U	0.0054	J		<0.0034	U		0.0038	J		0.0013	J	U
	31.5 ft	VMP-6-31.5	11/9/2009	<15	U		<15	U		<16	U		29			<14	U		2500			<7.2	U		66			<12	U	
		VMP-6-31.5-090810	9/8/2010	<8.8	U		<8.6	U		<9	U		22			5.3	J		3100			<4.1	U		51			<7	U	
		VMP-6-31.5-111710	11/17/2010	<14	U		<14	U		<14	U		15			3.1	J		3600			<6.4	U		45			<11	U	
		VMP-6-31.5-020711	2/7/2011	<13	U		<13	U		<14	U		27			4.2	J		3200			<6.2	U		64			<10	U	
		VMP-6-31.5-041111	4/11/2011	<10	U		<10	U		<10	U		14			<9.2	U		2400			<4.8	U		28			<8.1	U	
		VMP-6-31.5-080411	8/4/2011	<7.6	U		<7.5	U		<7.8	U		<6.8	U		<6.8	U		2000			<3.6	U		5.2	J		<6	U	
		VMP-6-31.5-111011	11/10/2011	<12	U		<12	U		<12	U		<10	U		<10	U		2200			<5.5	U		<9.3	U		<9.3	U	
		VMP-6-31.5-013112	1/31/2012	<4.7	U		<4.6	U		<4.8	U		<17	U		<4.2	U		1800		J	<2.2	U		1.8	J	J	<3.7	U	
		VMP-6-31.5-041212	4/12/2012	<0.62	U		<0.62	U		<0.64	U		<0.56	U		<0.56	U		220			<0.29	U		0.13	J		<0.5	U	
		VMP-6-31.5-071612	7/16/2012	<0.0099	U		<0.0097	U		<0.01	U		0.0049	J		0.0016	J	U	3.1			<0.0046	U		0.0035	J		0.0024	J	
	39 ft	VMP-6-39	11/9/2009	<17	U		<17	U		<18	U		79			29			2800			<8.1	U		150			<14	U	
		VMP-6-39-041111	4/11/2011	<12	U		<12	U		<12	U		21			3.4	J		2300			<5.7	U		41			<9.7	U	
		VMP-6-39-013112	1/31/2012	<4.7	U		<4.6	U		<4.8	U		<17	U		<4.2	U		2200		J	<2.2	U		4.3		J	<3.7	U	
		VMP-6-39-041212	4/12/2012	<0.46	U		<0.45	U		<0.47	U		0.73			0.48			340			<0.21	U		2			<0.36	U	
		VMP-6-39-071612	7/16/2012	<0.021	U		<0.021	U		<0.022	U		<0.019	U		<0.019	U		8.1			<0.01	U		0.0063	J		<0.017	U	
		VMP-6-39-071612-Dup	7/16/2012	<0.022	U		<0.021	U		<0.022	U		<0.02	U		<0.02	U		8.2			<0.01	U		<0.017	U		<0.017	U	

SEE PAGES 50 THROUGH 56 OF TABLE FOR NOTES

TABLE 3
CUMULATIVE SUMMARY OF SOIL VAPOR ANALYTICAL DETECTIONS AND SCREENING RESULTS: VILLAGE - VOCS

Location	Depth	Sample ID	Sample Date	Acetone 750000			alpha-Chlorotoluene			Benzene 0.37			Bromodichloromethane 450000			Bromoform 11			Bromomethane 6.9			1,3-Butadiene			Butane			2-Butanone 6400		
				Result	Lab	URS	Result	Lab	URS	Result	Lab	URS	Result	Lab	URS	Result	Lab	URS	Result	Lab	URS	Result	Lab	URS	Result	Lab	URS	Result	Lab	URS
VMP-7	5 ft	VMP-7-5	11/9/2009	0.041			<0.006	U		0.015			<0.007	U		<0.012	U		<0.004	U		<0.002	U					<0.003	U	
		VMP-7-5-082610	8/26/2010	0.026			<0.0068	U		0.012			<0.0088	U		<0.014	U		<0.0051	U		<0.0029	U					0.006		
		VMP-7-5-111910	11/19/2010	0.014			<0.0062	U		0.001	J		<0.008	U		<0.012	U		<0.0046	U		<0.0026	U					0.0022	J	
		VMP-7-5-020711	2/7/2011	0.027			<0.0067	U		0.041			<0.0086	U		<0.013	U		<0.005	U		<0.0028	U					<0.0038	U	
		VMP-7-5-040711	4/7/2011	0.0076	J		<0.0094	U		1.6			<0.012	U		<0.019	U		<0.0071	U		<0.004	U		0.012	J		<0.021	U	
		VMP-7-5-080211	8/2/2011	<1.7	U		<0.93	U		1.3			<1.2	U		<1.9	U		<0.7	U		<0.4	U		110			<2.1	U	
		VMP-7-5-111011	11/10/2011	0.0078	J		<0.0044	U		0.005			<0.0057	U		<0.0088	U		<0.0033	U		<0.0019	U		<0.0081	U		0.0013	J	
		VMP-7-5-111011-DUP	11/10/2011	0.01			<0.0042	U		0.0048			<0.0054	U		<0.0083	U		<0.0031	U		<0.0018	U		<0.0076	U		<0.0095	U	
		VMP-7-5-013112	1/31/2012	0.026			<0.0045	U		0.0055			<0.0059	U		<0.009	U		<0.0034	U		<0.0019	U		<0.0083	U		0.045		
		VMP-7-5-041212	4/12/2012	0.045			<0.0049	U		0.0089			<0.0064	U		<0.0098	U		<0.037	U		<0.0021	U		<0.009	U		0.046		
		VMP-7-5-073112	7/31/2012	0.073			<0.013	U		0.12			<0.016	U		<0.025	U		<0.095	U		<0.0054	U		0.013	J		0.027	J	
	13.5 ft	VMP-7-13.5	11/9/2009	<0.085	U		<0.046	U		<0.028	U		<0.06	U		<0.092	U		<0.035	U		<0.02	U					<0.026	U	
		VMP-7-13.5-082610	8/26/2010	<0.27	U		<0.15	U		0.15			<0.19	U		<0.3	U		<0.11	U		<0.064	U					<0.085	U	
		VMP-7-13.5-111910	11/19/2010	<1.9	U		<1	U		1.3		J	<1.4	U		<2.1	U		<0.78	U		<0.44	U					<0.59	U	
		VMP-7-13.5-020711	2/7/2011	0.011	J		<0.0064	U		0.027			<0.0083	U		<0.013	U		<0.0048	U		<0.0027	U					<0.0036	U	
		VMP-7-13.5-040711	4/7/2011	0.012	J		<0.011	U		1.7			<0.014	U		<0.022	U		<0.0084	U		<0.0048	U		0.016	J		<0.025	U	
		VMP-7-13.5-080311	8/3/2011	<2.3	U		<1.2	U		1.1			<1.6	U		<2.5	U		<0.94	U		<0.53	U		67			<2.8	U	
		VMP-7-13.5-111011	11/10/2011	0.053		J	<0.0041	U		0.0037			<0.0053	U		<0.0082	U		<0.0031	U		<0.0017	U		0.31			0.0018	J	
		VMP-7-13.5-013112	1/31/2012	0.026	J	J	<0.23	U		0.048		J	<0.075	U		<0.46	U		<0.043	U		<0.025	U		1.5		J	0.024	J	J
		VMP-7-13.5-013112-DUP	1/31/2012	0.059	J	J	<0.24	U		0.088		J	<0.077	U		<0.47	U		<0.044	U		<0.025	U		1.5		J	0.02	J	J
		VMP-7-13.5-041212	4/12/2012	0.02	J		<0.0047	U		0.022			<0.0061	U		<0.0094	U		<0.036	U		<0.002	U		0.0062	J		0.016		
		VMP-7-13.5-041212-DUP	4/12/2012	0.019	J		<0.005	U		0.019			<0.0065	U		<0.01	U		<0.037	U		<0.0021	U		<0.0092	U		0.016		
		VMP-7-13.5-072012	7/20/2012	0.041			0.0012	J	U	0.0087			<0.0063	U		<0.0097	U		<0.036	U		<0.0021	U		<0.0089	U		0.012		
	29.5 ft	VMP-7-29.5	11/9/2009	<1.8	U		<0.99	U		120		J	<1.3	U		<2	U		<0.74	U		<0.42	U					<0.56	U	
		VMP - 7 - 29.5 - 083110	8/31/2010	<3.9	U		<2.1	U		86		J	<2.8	U		<4.2	U		<1.6	U		<0.91	U					<1.2	U	
		VMP-7-29.5-111910	11/19/2010	<5.9	U		<3.2	U		62		J	<4.2	U		<6.4	U		<2.4	U		<1.4	U					<1.8	U	
		VMP-7-29.5-020711	2/7/2011	<6.1	U		<3.3	U		60			<4.3	U		<6.7	U		<2.5	U		<1.4	U					<1.9	U	
		VMP-7-29.5-040711	4/7/2011	<1.5	U		<0.81	U		40		J	<1	U		<1.6	U		<0.61	U		<0.35	U		94		J	<1.8	U	
		VMP-7-29.5-080311	8/3/2011	<3.5	U		<1.9	U		40			<2.5	U		<3.8	U		<1.4	U		<0.82	U		200			<4.4	U	
		VMP-7-29.5-111111	11/11/2011	38			<3.8	U		16			<4.8	U		<7.5	U		<2.8	U		<1.6	U		110			4.9	J	
		VMP-7-29.5-020112	2/1/2012	<1.4	U		<3	U		15		J	<0.98	U		<6	U		<0.57	U		<0.32	U		61		J	<1.7	U	
		VMP-7-29.5-041312	4/13/2012	0.033			<0.0047	U		0.0078			<0.0061	U		<0.0094	U		0.0013	J		<0.002	U		0.023			0.021		
		VMP-7-29.5-072012	7/20/2012	0.036			<0.0048	U		0.031			<0.0063	U		<0.0097	U		<0.036	U		0.0013	J		0.0094			0.0061	J	
		VMP-7-29.5-072012-Dup	7/20/2012	0.03			0.0016	J	U	0.032			<0.0063	U		<0.0097	U		<0.036	U		<0.0021	U		0.0086	J		0.0067	J	
	38 ft	VMP-7-38	11/9/2009	<0.63	U		<0.34	U		54		J	<0.44	U		<0.68	U		<0.26	U		<0.15	U					<0.19	U	
		VMP-7-38-020711	2/7/2011	1.8	J		<4.5	U		57			<5.8	U		<8.9	U		<3.4	U		<1.9	U					<2.6	U	
		VMP-7-38-040711	4/7/2011	<2.1	U		<1.1	U		24		J	<1.5	U		<2.3	U		<0.85	U		<0.49	U		120		J	<2.6	U	
		VMP-7-38-020112	2/1/2012	<2	U		<4.3	U		15		J	<1.4	U		<8.7	U		<0.82	U		<0.46	U		63		J	<2.5	U	
		VMP-7-38-042512	4/25/2012	0.015	J		<0.0047	U		0.48			<0.0061	U		<0.0094	U		<0.036	U		<0.002	U		0.019			0.015		
		VMP-7-38-042512-Dup	4/25/2012	0.056			<0.0047	U		0.54			<0.0061	U		<0.0094	U		<0.036	U		<0.002	U		0.026			0.023		
VMP-8	5 ft	VMP-8-5	11/10/2009	0.015			<0.006	U		<0.003	U		<0.007	U		<0.012	U		<0.004	U		<0.002	U					0.0043		
		VMP - 8 - 5 - 083010	8/30/2010	0.043			0.0018	J	J	0.021			<0.009	U		<0.014	U		0.008			<0.003	U					0.015		
		VMP-8-5-111810	11/17/2010	0.012			<0.006	U		<0.0037	U		0.0012	J		<0.012	U		<0.0045	U		<0.0026	U					0.0017	J	
		VMP-8-5-021011	2/10/2011	0.0072	J		<0.0064	U		0.014			<0.0083	U		<0.013	U		<0.0048	U		<0.0027	U					<0.0036	U	
		VMP-8-5-040711	4/7/2011	0.055			<0.0071	U		1.2			<0.0092	U		<0.014	U		<0.0054	U		<0.003	U		<0.013	U		0.0024	J	
		VMP-8-5-072711	7/27/2011	0.037			<0.0077	U		0.11			<0.0099	U		<0.015	U		<0.0057	U		<0.0033	U		<0.014	U		0.042		
		VMP-8-5-110311	11/3/2011	0.037			<0.0044	U		0.0072			<0.0057	U		<0.0088	U		<0.0033	U		<0.0019	U		0.0057	J		0.0027	J	
		VMP-8-5-012312	1/23/2012	0.0082	J		<0.0055	U		0.023			<0.0071	U		<0.011	U		<0.0041	U		<0.0023	U		0.0072	J		0.0073	J	
		VMP-8-5-041012	4/10/2012	0.014	J		0.00086	J		0.0025	J		<0.0064	U		<0.0099	U		<0.037	U		<0.0021	U		<0.0091	U		0.0029	J	
		VMP-8-5-071312	7/13/2012	0.052			<0.0042	U	UJ	0.00084	J		<0.0054	U		<0.0083	U		<0.031	U		<0.0018	U		<0.0076	U		0.0086	J	
		VMP-8-5-073112	7/31/2012	0.078			<0.0053	U		0.064			<0.0069	U		<0.011	U		<0.04	U		<0.0023	U		<0.0098	U		0.047		
	9.5 ft	VMP-8-9.5	11/10/2009	<0.011	U		<0.005	U		<0.003	U		<0.007	U		<0.012	U		<0.004	U		<0.002	U					<0.003	U	
		VMP - 8 - 9.5 - 083010	8/30/2010	0.04			<0.0063	U		0.015		J	<0.0081	U		<0.012	U		0.0068			<0.0027	U					0.0061		
		VMP - 8 - 9.5 - 083010-DUP	8/30/2010	0.041			<0.0064	U		0.012		J	<0.0083	U		<0.013	U		0.0079			<0.0027	U					0.0097		
		VMP-8-9.5-111810	11/17/2010	0.0095	J		<0.0063	U		0.0025	J		0.0017	J		<0.012	U		<0.0047	U		<0.0027	U					0.0013	J	
		VMP-8-9.5-021011	2/10/2011	0.015			<0.0065	U		<0.004	U		<0.0084	U		<0.013	U		<0.0049	U		<0.0028	U					<0.0037	U	
		VMP-8-9.5-040711	4/7/2011	0.0089	J		<0.0071	U		0.93			<0.0092	U		<0.014	U		<0.0054	U		<0.003	U		<0.013	U		0.0023	J	
		VMP-8-9.5-072711	7/27/2011	0.035			<0.0055	U		0.19			<0.0071	U		<0.011	U		<0.0041	U		<0.0024	U		0.012			0.038		
		VMP-8-9.5-110311	11/3/2011	0.021			<0.0043	U		0.0053			<0.0056	U		<0.0087	U		<0.0033	U		<0.0018	U		0.0058	J		0.002	J	
		VMP-8-9.5-012312	1/23/2012	0.026			<0.0052	U		0.0026	J		<0.0068	U		<0.01	U		<0.0039	U		<0.0022	U		<0.0096	U		0.0023	J	
		VMP-8-9.5-041012	4/10/2012	0.012	J		<0.0049	U		0.0046			0.00078	J		<0.0099	U		<0.037	U		<0.0021	U		<0.0091	U		<0.011	U	
		VMP-8-9.5-071312	7/13/2012	0.011	J		<0.0048	U	UJ	<0.003	U		<0.0063	U		<0.0097	U		<0.036	U		<0.0021	U		<0.0089	U		<0.011	U	
		VMP-8-9.5-071312-Dup	7/13/2012	0.0094	J		<0.0046	U	UJ	<0.0028	U		<0.006	U		<0.0092	U		<0.035	U		<0.002	U		<0.0085	U		<0.01	U	
	23.5 ft	VMP-8-23.5	11/10/2009	<0.011	U		<0.006	U		<0.003	U		<0.008	U		<0.012	U		<0.004	U		<0.002	U					<0.003	U	
		VMP - 8 - 23.5 - 083010	8/30/2010	0.02			<0.0068	U		0.013			<0.0088	U		<0.014	U		<0.0051	U		<0.0029	U					0.0044		
		VMP-8-23.5-111910	11/19/2010	0.033			<0.0065	U		0.0029	J		<0.0084	U		<0.013	U		<0.0049	U		<0.0028	U					0.0068		
		VMP-8-23.5-021011	2/10/2011	<0.013	U		<0.007	U		0.0079			<0.009	U		<0.014	U		<0.0052	U		<0.003	U					<0.004	U	
		VMP-8-23.5-040711	4/7/2011	0.01	J		<0.0065	U		1.2		J	<0.0084	U		<0.013	U		<0.0049	U		<0.0028	U		<0.012	U		<0.015	U	
		VMP-8-23.5-040711-DUP	4/7/2011	0.0093	J		<0.01	U		0.73		J	<0.013	U		<0.021	U		<0.0078	U		<0.0044	U		<0.019	U		<0.024	U	
		VMP-8-23.5-081011	8/10/2011	0.043			<0.0068	J	U	0.18			<0.0088	U		<0.014	U		<0.0051	U		<0.0029	U		0.02			0.012	J	
		VMP-8-23.5-110611	11/6/2011	0.019			<0.0049	U		0.0031			<0.0064	U		<0.0099	J	U	<0.0037	U		<0.0021	U		<0.0091	U		0.0053	J	
		VMP-8-23.5-012312	1/23/2012	0.0068	J		<0.0055	U		0.0068			<0.0071	U		<0.011	U		<0.0041	U		<0.0023	U		<0.01	U		0.0039	J	
		VMP-8-23.5-041012	4/10/2012	0.032			0.00082	J		0.0056			<0.0063	U		<0.0097	U		<0.036	U		<0.0021	U		<0.0089	U		<0.011	U	
		VMP-8-23.5-071312	7/13/2012	0.025			<0.0053	U	UJ	0.0028	J		<0.0069	U		<0.011	U		<0.04	U		<0.0023	U		<0.0098	U		<0.012	U	

SEE PAGES 50 THROUGH 56 OF TABLE FOR NOTES

TABLE 3
CUMULATIVE SUMMARY OF SOIL VAPOR ANALYTICAL DETECTIONS AND SCREENING RESULTS: VILLAGE - VOCS

Location	Depth	Sample ID	Sample Date	Carbon disulfide 780			Carbon tetrachloride 0.21			Chlorobenzene 69			Chlorodibromomethane 57000			Chloroethane			Chloroform 0.11			Chloromethane			Cyclohexane			1,2-Dibromoethane 0.011		
				Result	Lab	URS	Result	Lab	URS	Result	Lab	URS	Result	Lab	URS	Result	Lab	URS	Result	Lab	URS	Result	Lab	URS	Result	Lab	URS	Result	Lab	URS
VMP-7	5 ft	VMP-7-5	11/9/2009	<0.003	U		<0.007	U		<0.005	U		<0.009	U		<0.003	U		<0.005	U		<0.009	U		0.041			<0.009	U	
		VMP-7-5-082610	8/26/2010	0.0028	J		<0.0083	U		<0.0061	U		<0.011	U		<0.0035	U		<0.0064	U		<0.011	U		0.016			<0.01	U	
		VMP-7-5-111910	11/19/2010	<0.0037	U		<0.0075	U		<0.0055	U		<0.01	U		<0.0031	U		<0.0058	U		<0.0098	U		0.0054			<0.0091	U	
		VMP-7-5-020711	2/7/2011	<0.004	U		<0.0081	U		<0.0059	U		<0.011	U		<0.0034	U		<0.0063	U		<0.011	U		0.0018	J		<0.0099	U	
		VMP-7-5-040711	4/7/2011	<0.023	J	U	<0.011	U		<0.0084	U		<0.016	U		<0.019	U		<0.0089	U		<0.015	U		0.0081			<0.014	U	
		VMP-7-5-080211	8/2/2011	<0.56	U		<1.1	U		<0.83	U		<1.5	U		<1.9	U		<0.88	U		<1.5	U		45			<1.4	U	
		VMP-7-5-111011	11/10/2011	<0.011	U		<0.0054	U		<0.0039	U		<0.0073	U		<0.009	U		<0.0042	U		<0.0071	U		<0.0029	U		<0.0066	U	
		VMP-7-5-111011-DUP	11/10/2011	<0.01	U		<0.0051	U		<0.0037	U		<0.0068	U		<0.0085	U		<0.0039	U		<0.0066	U		<0.0028	U		<0.0062	U	
		VMP-7-5-013112	1/31/2012	<0.011	J	U	<0.0055	U		<0.004	J	U	<0.0074	U		<0.0092	U		<0.0043	U		<0.0072	U		<0.003	U		<0.0067	U	
		VMP-7-5-041212	4/12/2012	0.011	J		<0.006	U		<0.0044	J	U	<0.0081	U		<0.01	U		<0.0046	U		<0.02	U		<0.0033	J	U	<0.0073	U	
		VMP-7-5-073112	7/31/2012	<0.03	U		<0.015	U		0.0037	J		<0.021	U		<0.026	U		<0.012	U		0.0034	J		0.016			<0.019	U	
	13.5 ft	VMP-7-13.5	11/9/2009	<0.028	U		<0.056	U		<0.041	U		<0.076	U		<0.024	U		<0.044	U		<0.074	U		0.087			<0.069	U	
		VMP-7-13.5-082610	8/26/2010	<0.09	U		<0.18	U		<0.13	U		<0.25	U		<0.076	U		<0.14	U		<0.24	U		<0.099	U		<0.22	U	
		VMP-7-13.5-111910	11/19/2010	<0.63	U		<1.3	U		<0.93	U		<1.7	U		<0.53	U		<0.98	U		<1.7	U		26		J	<1.5	U	
		VMP-7-13.5-020711	2/7/2011	<0.0038	U		<0.0078	U		<0.0057	U		<0.01	U		<0.0032	U		<0.006	U		<0.01	U		0.0013	J		<0.0095	J	U
		VMP-7-13.5-040711	4/7/2011	<0.027	J	U	<0.014	U		<0.0099	U		<0.018	U		<0.023	U		<0.01	U		<0.018	U		0.0091			<0.016	U	
		VMP-7-13.5-080311	8/3/2011	<0.75	U		<1.5	U		<1.1	U		<2	U		<2.5	U		<1.2	U		<2	U		9.4			<1.8	U	
		VMP-7-13.5-111011	11/10/2011	<0.0098	U		<0.005	U		<0.0036	U		<0.0067	U		<0.0083	U		<0.0038	U		<0.0065	U		0.013			<0.0061	U	
		VMP-7-13.5-013112	1/31/2012	<0.035	U		<0.07	U		<0.052	U		<0.095	U		<0.12	U		<0.055	U		<0.092	U		1.7		J	<0.086	U	
		VMP-7-13.5-013112-DUP	1/31/2012	<0.036	U		<0.072	U		<0.053	U		<0.098	U		<0.12	U		<0.056	U		<0.094	U		1.6		J	<0.088	U	
		VMP-7-13.5-041212	4/12/2012	<0.011	J	U	<0.0058	U		<0.0042	J	U	<0.0078	U		<0.0096	U		<0.0045	J	U	<0.019	U		0.013			<0.007	U	
		VMP-7-13.5-041212-DUP	4/12/2012	<0.012	J	U	<0.0061	U		<0.0044	J	U	<0.0082	U		<0.01	U		<0.0047	J	U	<0.02	U		0.0064			<0.0074	U	
		VMP-7-13.5-072012	7/20/2012	<0.012	U		<0.0059	U		<0.0043	U		<0.008	U		<0.0099	U		0.0066			<0.019	U		<0.0032	U		<0.0072	U	
	29.5 ft	VMP-7-29.5	11/9/2009	<0.59	U		<1.2	U		<0.88	U		<1.6	U		<0.5	U		<0.93	U		<1.6	U		610		J	<1.5	U	
		VMP - 7 - 29.5 - 083110	8/31/2010	<1.3	U		<2.6	U		<1.9	U		<3.5	U		<1.1	U		<2	U		<3.4	U		540		J	<3.2	U	
		VMP-7-29.5-111910	11/19/2010	<1.9	U		<3.9	U		<2.8	U		<5.3	U		<1.6	U		<3	U		<5.1	U		410		J	<4.8	U	
		VMP-7-29.5-020711	2/7/2011	<2	U		<4	U		<3	U		<5.5	U		<1.7	U		<3.1	U		<5.3	U		440			<5	U	
		VMP-7-29.5-040711	4/7/2011	<0.49	U		<0.98	U		<0.72	U		<1.3	U		<1.6	U		<0.76	U		<1.3	U		280		J	<1.2	U	
		VMP-7-29.5-080311	8/3/2011	<1.2	U		<2.3	U		<1.7	U		<3.2	U		<3.9	U		<1.8	U		<3	U		470			<2.8	U	
		VMP-7-29.5-111111	11/11/2011	8.5	J		<4.6	U		3.5			<6.2	U		<7.6	U		<3.5	U		<6	U		190			<5.6	U	
		VMP-7-29.5-020112	2/1/2012	<0.45	U		<0.92	U		<0.67	U		<1.2	U		0.18	J	J	<0.71	U		<1.2	U		220		J	<1.1	U	
		VMP-7-29.5-041312	4/13/2012	0.0077	J		<0.0058	U		<0.0042	J	U	<0.0078	U		<0.0096	U		<0.0045	U		<0.019	U		0.085			<0.007	U	
		VMP-7-29.5-072012	7/20/2012	0.0088	J		<0.0059	U		<0.0043	U		<0.008	U		<0.0099	U		0.0011	J		0.0058	J		0.003	J		<0.0072	U	
		VMP-7-29.5-072012-Dup	7/20/2012	0.012			<0.0059	U		0.00099	J		<0.008	U		<0.0099	U		0.001	J		0.0067	J		0.003	J		<0.0072	U	
	38 ft	VMP-7-38	11/9/2009	<0.2	U		<0.42	U		<0.3	U		<0.56	U		<0.17	U		<0.32	U		<0.54	U		220		J	<0.51	U	
		VMP-7-38-020711	2/7/2011	<2.7	U		<5.4	U		<4	U		<7.4	U		<2.3	U		<4.2	U		<7.1	U		390			<6.6	U	
		VMP-7-38-040711	4/7/2011	<0.68	U		<1.4	U		<1	U		<1.9	U		<2.3	U		<1.1	U		<1.8	U		350		J	<1.7	U	
		VMP-7-38-020112	2/1/2012	<0.65	U		<1.3	U		<0.97	U		<1.8	U		<2.2	U		<1	U		<1.7	U		260		J	<1.6	U	
		VMP-7-38-042512	4/25/2012	<0.011	J	U	<0.0058	U		<0.0049		U	<0.0078	U		<0.0096	U		<0.0045	U		<0.019	U		0.012			<0.007	U	
		VMP-7-38-042512-Dup	4/25/2012	<0.011	J	U	<0.0058	U		<0.0045		U	<0.0078	U		<0.0096	U		<0.0045	J	U	<0.019	U		0.012			<0.007	U	
VMP-8	5 ft	VMP-8-5	11/10/2009	<0.003	U		<0.007	U		<0.005	U		<0.009	U		<0.003	U		<0.005	U		<0.009	U		0.0083			<0.009	U	
		VMP - 8 - 5 - 083010	8/30/2010	0.0032	J		<0.0085	U		0.0032	J		<0.011	U		<0.0035	U		0.0039	J		<0.011	U		<0.0046	U		0.0015	J	
		VMP-8-5-111810	11/17/2010	0.0011	J		0.0014	J		<0.0054	U		<0.0099	U		<0.0031	U		0.001	J		<0.0096	U		<0.004	U		<0.009	U	
		VMP-8-5-021011	2/10/2011	0.0011	J		<0.0078	U		<0.0057	U		<0.01	U		<0.0032	U		<0.006	U		<0.01	U		0.0012	J		<0.0095	U	
		VMP-8-5-040711	4/7/2011	<0.017	J	U	<0.0087	U		<0.0064	U		0.0023	J		<0.014	U		0.00094	J		<0.011	U		0.0014	J		<0.011	U	
		VMP-8-5-072711	7/27/2011	0.0036	J		<0.0093	U		<0.0068	U		<0.013	U		<0.016	U		<0.0072	U		<0.012	U		0.0014	J		<0.011	U	
		VMP-8-5-110311	11/3/2011	0.0022	J		<0.0054	U		<0.0039	U		<0.0073	U		<0.009	U		<0.0042	U		<0.0071	U		<0.0029	U		<0.0066	U	
		VMP-8-5-012312	1/23/2012	<0.013	J	U	<0.0067	U		<0.0049	J	U	<0.009	U		<0.011	U		<0.0052	U		<0.0088	U		<0.0036	U		<0.0081	U	
		VMP-8-5-041012	4/10/2012	<0.012	U		<0.006	U		<0.0044	U		<0.0081	U		<0.01	U		0.0011	J		<0.02	U		0.0044			<0.0073	U	
		VMP-8-5-071312	7/13/2012	<0.01	U		<0.0051	U		<0.0037	U		<0.0068	U		<0.0085	U		0.0012	J		<0.017	U		<0.0028	U		<0.0062	U	
		VMP-8-5-073112	7/31/2012	0.0082	J		<0.0065	U		<0.0047	U		<0.0088	U		<0.011	U		0.0011	J		<0.021	U		0.0028	J		<0.0079	U	
	9.5 ft	VMP-8-9.5	11/10/2009	<0.003	U		<0.007	U		<0.005	U		<0.009	U		<0.003	U		<0.005	U		<0.009	U		<0.003	U		<0.008	U	
		VMP - 8 - 9.5 - 083010	8/30/2010	0.0012	J		<0.0076	U		0.0027	J		<0.01	U		<0.0032	U		<0.0059	U		<0.01	U		<0.0042	U		<0.0093	U	
		VMP - 8 - 9.5 - 083010-DUP	8/30/2010	0.0012	J		<0.0078	U		0.0028	J		<0.01	U		<0.0032	U		0.00094	J		<0.01	U		<0.0042	U		<0.0095	U	
		VMP-8-9.5-111810	11/17/2010	<0.0038	U		0.0014	J		<0.0056	U		<0.01	U		<0.0032	U		<0.0059	U		<0.01	U		0.0011	J		<0.0093	U	
		VMP-8-9.5-021011	2/10/2011	<0.0039	U		<0.0079	U		<0.0058	U		<0.011	U		<0.0033	U		<0.0062	U		<0.01	U		<0.0043	U		<0.0097	U	
		VMP-8-9.5-040711	4/7/2011	0.0015	J		<0.0087	U		<0.0064	U		<0.012	U		<0.014	U		<0.0067	U		<0.011	U		0.00079	J		<0.011	U	
		VMP-8-9.5-072711	7/27/2011	0.0032	J		<0.0067	U		<0.0049	U		<0.0091	U		<0.011	U		<0.0052	U		<0.0088	U		0.0014	J		<0.0082	U	
		VMP-8-9.5-110311	11/3/2011	0.003	J		<0.0053	U		<0.0039	U		<0.0072	U		<0.0089	U		<0.0041	U		<0.0069	U		<0.0029	U		<0.0064	U	
		VMP-8-9.5-012312	1/23/2012	<0.013	J	U	<0.0064	U		<0.0047	J	U	<0.0086	U		<0.011	U		<0.005	U		<0.0084	U		0.0026	J		<0.0078	U	
		VMP-8-9.5-041012	4/10/2012	0.0019	J	J	<0.006	U		<0.0044	U		<0.0081	U		<0.01	U		<0.0047	U		<0.02	U		0.0056			<0.0073	U	
		VMP-8-9.5-071312	7/13/2012	<0.012	U		<0.0059	U		<0.0043	U		<0.008	U		<0.0099	U		<0.0046	U		<0.019	U		<0.0032	U		<0.0072	U	
		VMP-8-9.5-071312-Dup	7/13/2012	<0.011	U		<0.0056	U		<0.0041	U		<0.0076	U		<0.0094	U		<0.0044	U		<0.018	U		<0.0031	U		<0.0069	U	
	23.5 ft	VMP-8-23.5	11/10/2009	<0.003	U		<0.007	U		<0.005	U		<0.01	U		<0.003	U		<0.005	U		<0.009	U		<0.004	U		<0.009	U	
		VMP - 8 - 23.5 - 083010	8/30/2010	0.0015	J		0.0009	J		0.003	J		<0.011	U		<0.0035	U		<0.0064	U		<0.011	U		0.002	J		<0.01	U	
		VMP-8-23.5-111910	11/19/2010	<0.0039	U		<0.0079	U		<0.0058	U		<0.011	U		<0.0033	U		<0.0062	U		<0.01	U		0.0018	J		<0.0097	U	
		VMP-8-23.5-021011	2/10/2011	<0.0042	U		<0.0085	U		<0.0062	U		<0.011	U		<0.0035	U		<0.0066	U		<0.011	U		<0.0046	U		<0.01	U	
		VMP-8-23.5-040711	4/7/2011	0.0024	J		<0.0079	U		<0.0058	U		0.0021	J		<0.013	U		<0.0062	U		<0.01	U		0.001	J		<0.0097	U	
		VMP-8-23.5-040711-DUP	4/7/2011	0.0025	J		<0.012	U		<0.0092	U		0.0033	J		<0.021	U		<0.0098	U		<0.016	U		0.0027	J		<0.015	U	
		VMP-8-23.5-081011	8/10/2011	<0.016	J	U	<0.0083	U		<0.0061	J	U	<0.011	U		<0.014	U		<0.0064	U		<0.011	U		0.012			<0.01	U	
		VMP-8-23.5-110611	11/6/2011	<0.012	J	U	<0.006	U		<0.0044	J	U	<0.0081	U		<0.01	U		<0.0047	U		<0.0079	U		<0.0033	U		<0.0073	U	
		VMP-8-23.5-012312	1/23/2012	<0.013	J	U	<0.0067	U		<0.0049	J	U	<0.009	U		<0.011	U		0.001	J		<0.0088	U		0.0017	J		<0.0081	U	
		VMP-8-23.5-041012	4/10/2012	<0.012	U		<0.0059	U		<0.0043	U		<0.008	U		<0.0099	U		<0.0046	U		<0.019	U		0.0048			<0.0072	U	
		VMP-8-23.5-071312	7/13/2012	<0.013	U		<0.0065	U		<0.0047	U		<0.0088	U		<0.011	U		<0.005	U		<0.021	U		<0.0035	U		<0.0079	U	

SEE PAGES 50 THROUGH 56 OF TABLE FOR NOTES

TABLE 3
CUMULATIVE SUMMARY OF SOIL VAPOR ANALYTICAL DETECTIONS AND SCREENING RESULTS: VILLAGE - VOCS

Location	Depth	Sample ID	Sample Date	1,2-Dichlorobenzene			1,3-Dichlorobenzene			1,4-Dichlorobenzene			Dichlorodifluoromethane			1,1-Dichloroethane			1,2-Dichloroethane			1,1-Dichloroethene			cis-1,2-Dichloroethene			trans-1,2-Dichloroethene		
				290						1200						690			0.099			240			1100000			85		
				Result	Lab	URS	Result	Lab	URS	Result	Lab	URS	Result	Lab	URS	Result	Lab	URS	Result	Lab	URS	Result	Lab	URS	Result	Lab	URS	Result	Lab	URS
VMP-7	5 ft	VMP-7-5	11/9/2009	<0.007	U		<0.007	U		<0.007	U		<0.005	U		<0.004	U		<0.004	U		<0.004	U		<0.004	U		<0.004	U	
		VMP-7-5-082610	8/26/2010	<0.0079	U		<0.0079	U		<0.0079	U		0.003	J		<0.0053	U		<0.0053	U		<0.0052	U		<0.0052	U		<0.0052	U	
		VMP-7-5-111910	11/19/2010	<0.0072	U		<0.0072	U		<0.0072	U		<0.0059	U		<0.0048	U		<0.0048	U		<0.0047	U		<0.0047	U		<0.0047	U	
		VMP-7-5-020711	2/7/2011	<0.0078	J	U	<0.0078	U		<0.0078	J	U	0.0025	J		<0.0052	U		<0.0052	U		<0.0051	U		<0.0051	U		<0.0051	U	
		VMP-7-5-040711	4/7/2011	<0.011	U		<0.011	U		<0.011	U		0.0014	J		<0.0074	U		<0.0074	U		<0.0072	U		<0.0072	U		<0.0072	U	
		VMP-7-5-080211	8/2/2011	<1.1	U		<1.1	U		<1.1	U		<0.89	U		<0.73	U		<0.73	U		<0.72	U		<0.72	U		<0.72	U	
		VMP-7-5-111011	11/10/2011	<0.0051	U		<0.0051	U		<0.0051	U		0.0011	J		<0.0035	U		<0.0035	U		<0.0034	U		<0.0034	U		<0.0034	U	
		VMP-7-5-111011-DUP	11/10/2011	<0.0048	U		<0.0048	U		<0.0048	U		0.0014	J	J	<0.0032	U		<0.0032	U		<0.0032	U		<0.0032	U		<0.0032	U	
		VMP-7-5-013112	1/31/2012	<0.0053	U		<0.0053	J	U	<0.0053	U		0.0022	J		<0.0035	U		<0.0035	U		<0.0035	U		<0.0035	U		<0.0035	U	
		VMP-7-5-041212	4/12/2012	<0.0057	U		<0.0057	U		<0.0057	J	U	0.0022	J		<0.0038	U		<0.0038	U		<0.0038	U		<0.0038	U		<0.0038	U	
		VMP-7-5-073112	7/31/2012	<0.015	U		<0.015	U		<0.015	U		<0.012	U		<0.0099	U		<0.0099	U		<0.0097	U		<0.0097	U		<0.0097	U	
	13.5 ft	VMP-7-13.5	11/9/2009	<0.054	U		<0.054	U		<0.054	U		<0.044	U		<0.036	U		<0.036	U		<0.035	U		<0.035	U		<0.035	U	
		VMP-7-13.5-082610	8/26/2010	<0.17	U		<0.17	U		<0.17	U		<0.14	U		<0.12	U		<0.12	U		<0.11	U		<0.11	U		<0.11	U	
		VMP-7-13.5-111910	11/19/2010	<1.2	U		<1.2	U		<1.2	U		<1	U		<0.82	U		<0.82	U		<0.8	U		<0.8	U		<0.8	U	
		VMP-7-13.5-020711	2/7/2011	<0.0074	J	U	<0.0074	U		<0.0074	J	U	0.0019	J		<0.005	U		<0.005	U		<0.0049	U		<0.0049	U		<0.0049	U	
		VMP-7-13.5-040711	4/7/2011	<0.013	U		<0.013	U		<0.013	U		<0.011	U		<0.0087	U		<0.0087	U		<0.0086	U		<0.0086	U		<0.0086	U	
		VMP-7-13.5-080311	8/3/2011	<1.4	U		<1.4	U		<1.4	U		<1.2	U		<0.98	U		<0.98	U		<0.96	U		<0.96	U		<0.96	U	
		VMP-7-13.5-111011	11/10/2011	<0.0047	U		<0.0048	U		<0.0048	U		0.0013	J	J	<0.0032	U		<0.0032	U		<0.0031	U		<0.0031	U		<0.0031	U	
		VMP-7-13.5-013112	1/31/2012	<0.067	U		<0.067	U		<0.067	U		<0.055	U		<0.045	U		<0.045	U		<0.044	U		<0.044	U		<0.044	U	
		VMP-7-13.5-013112-DUP	1/31/2012	<0.069	U		<0.069	U		<0.069	U		<0.057	U		<0.046	U		<0.046	U		<0.045	U		<0.045	U		<0.045	U	
		VMP-7-13.5-041212	4/12/2012	<0.0055	U		<0.0055	U		<0.0055	J	U	0.0024	J		<0.0037	U		<0.0037	U		<0.0036	U		<0.0036	U		<0.0036	U	
		VMP-7-13.5-041212-DUP	4/12/2012	<0.0058	U		<0.0058	U		<0.0058	J	U	0.0023	J		<0.0039	U		<0.0039	U		<0.0038	U		<0.0038	U		<0.0038	U	
		VMP-7-13.5-072012	7/20/2012	<0.0056	U		<0.0056	U		<0.0056	U		0.0026	J		<0.0038	U		<0.0038	U		<0.0037	U		<0.0037	U		<0.0037	U	
	29.5 ft	VMP-7-29.5	11/9/2009	<1.1	U		<1.1	U		<1.1	U		<0.94	U		<0.77	U		<0.77	U		<0.76	U		<0.76	U		<0.76	U	
		VMP - 7 - 29.5 - 083110	8/31/2010	<2.5	U		<2.5	U		<2.5	U		<2	U		<1.7	U		<1.7	U		<1.6	U		<1.6	U		<1.6	U	
		VMP-7-29.5-111910	11/19/2010	<3.7	U		<3.7	U		<3.7	U		<3.1	U		<2.5	U		<2.5	U		<2.4	U		<2.4	U		<2.4	U	
		VMP-7-29.5-020711	2/7/2011	<3.9	U		<3.9	U		<3.9	U		<3.2	U		<2.6	U		<2.6	U		<2.6	U		<2.6	U		<2.6	U	
		VMP-7-29.5-040711	4/7/2011	<0.94	U		<0.94	U		<0.94	U		<0.77	U		<0.63	U		<0.63	U		<0.62	U		<0.62	U		<0.62	U	
		VMP-7-29.5-080311	8/3/2011	<2.2	U		<2.2	U		<2.2	U		<1.8	U		<1.5	U		<1.5	U		<1.5	U		<1.5	U		<1.5	U	
		VMP-7-29.5-111111	11/11/2011	<4.4	U		<4.4	U		<4.4	U		<3.6	U		0.71	J		5.3			<2.9	U		<2.9	U		<2.9	U	
		VMP-7-29.5-020112	2/1/2012	<0.88	U		<0.88	U		<0.88	U		<0.72	U		<0.59	U		<0.59	U		<0.58	U		<0.58	U		<0.58	U	
		VMP-7-29.5-041312	4/13/2012	<0.0055	U		<0.0055	U		<0.0055	J	U	0.0025	J		<0.0037	U		<0.0037	U		<0.0036	U		<0.0036	U		<0.0036	U	
		VMP-7-29.5-072012	7/20/2012	<0.0056	U		<0.0056	U		<0.0056	U		0.0024	J		<0.0038	U		<0.0038	U		<0.0037	U		<0.0037	U		<0.0037	U	
		VMP-7-29.5-072012-Dup	7/20/2012	<0.0056	U		<0.0056	U		<0.0056	U		0.0027	J		<0.0038	U		<0.0038	U		<0.0037	U		<0.0037	U		<0.0037	U	
	38 ft	VMP-7-38	11/9/2009	<0.4	U		<0.4	U		<0.4	U		<0.33	U		<0.27	U		<0.27	U		<0.26	U		<0.26	U		<0.26	U	
		VMP-7-38-020711	2/7/2011	<5.2	U		<5.2	U		<5.2	U		<4.3	U		<3.5	U		<3.5	U		<3.4	U		<3.4	U		<3.4	U	
		VMP-7-38-040711	4/7/2011	<1.3	U		<1.3	U		<1.3	U		<1.1	U		<0.89	U		<0.89	U		<0.87	U		<0.87	U		<0.87	U	
		VMP-7-38-020112	2/1/2012	<1.3	U		<1.3	U		<1.3	U		<1	U		<0.85	U		<0.85	U		<0.83	U		<0.83	U		<0.83	U	
		VMP-7-38-042512	4/25/2012	<0.0055	U		<0.0055	J	U	<0.0055	J	U	0.0025	J		<0.0037	U		<0.0037	U		<0.0036	U		<0.0036	U		<0.0036	U	
		VMP-7-38-042512-Dup	4/25/2012	<0.0055	U		<0.0055	J	U	<0.0055	J	U	0.0026	J		<0.0037	U		<0.0037	U		<0.0036	U		<0.0036	U		<0.0036	U	
VMP-8	5 ft	VMP-8-5	11/10/2009	<0.007	U		<0.007	U		<0.007	U		<0.005	U		<0.004	U		<0.004	U		<0.004	U		<0.004	U		<0.004	U	
		VMP - 8 - 5 - 083010	8/30/2010	0.0034	J		0.0038	J		0.0046	J		0.0026	J		0.00069	J		0.00092	J		<0.0053	U		0.0012	J		<0.0053	U	
		VMP-8-5-111810	11/17/2010	<0.007	U		<0.007	U		<0.007	U		0.0027	J		<0.0047	U		<0.0047	U		<0.0046	U		<0.0046	U		<0.0046	U	
		VMP-8-5-021011	2/10/2011	<0.0074	U		<0.0074	U		<0.0074	U		<0.0061	U		<0.005	U		<0.005	U		<0.0049	U		<0.0049	U		<0.0049	U	
		VMP-8-5-040711	4/7/2011	<0.0083	J	U	<0.0083	U		<0.0083	J	U	0.0026	J		<0.0056	U		<0.0056	U		<0.0055	U		<0.0055	U		<0.0055	U	
		VMP-8-5-072711	7/27/2011	<0.0089	U		<0.0089	U		0.0013	J		0.0023	J		<0.006	U		<0.006	U		<0.0059	U		<0.0059	U		<0.0059	U	
		VMP-8-5-110311	11/3/2011	<0.0051	U		<0.0051	U		<0.0051	U		0.0024	J		<0.0035	U		<0.0035	U		<0.0034	U		<0.0034	U		<0.0034	U	
		VMP-8-5-012312	1/23/2012	<0.0064	U		<0.0064	J	U	<0.0064	U		0.0039	J		<0.0043	U		<0.0043	U		<0.0042	U		<0.0042	U		<0.0042	U	
		VMP-8-5-041012	4/10/2012	<0.0057	U		<0.0057	U		0.0012	J		0.0021	J		<0.0039	U		<0.0039	U		<0.0038	U		<0.0038	U		<0.0038	U	
		VMP-8-5-071312	7/13/2012	<0.0048	U		<0.0048	U		<0.0048	U		0.0017	J		<0.0032	U		<0.0032	U		<0.0032	U		<0.0032	U		<0.0032	U	
		VMP-8-5-073112	7/31/2012	<0.0062	U		<0.0062	U		<0.0062	U		0.0026	J		<0.0042	U		<0.0042	U		<0.0041	U		<0.0041	U		<0.0041	U	
	9.5 ft	VMP-8-9.5	11/10/2009	<0.006	U		<0.006	U		<0.006	U		<0.005	U		<0.004	U		<0.004	U		<0.004	U		<0.004	U		<0.004	U	
		VMP - 8 - 9.5 - 083010	8/30/2010	<0.0073	U		0.0025	J		0.0029	J		0.0024	J		0.00048	J		<0.0049	U		<0.0048	U		0.00059	J		<0.0048	U	
		VMP - 8 - 9.5 - 083010-DUP	8/30/2010	<0.0074	U		0.0021	J		0.0026	J		0.0024	J		0.00041	J		0.0007	J		<0.0049	U		<0.0049	U		<0.0049	U	
		VMP-8-9.5-111810	11/17/2010	<0.0073	U		<0.0073	U		<0.0073	U		0.0024	J		<0.0049	U		<0.0049	U		<0.0048	U		<0.0048	U		<0.0048	U	
		VMP-8-9.5-021011	2/10/2011	<0.0076	U		<0.0076	U		<0.0076	U		0.0019	J		<0.0051	U		<0.0051	U		<0.005	U		<0.005	U		<0.005	U	
		VMP-8-9.5-040711	4/7/2011	<0.0083	U		<0.0083	U		0.00092	J		0.0016	J		<0.0056	U		<0.0056	U		<0.0055	U		<0.0055	U		<0.0055	U	
		VMP-8-9.5-072711	7/27/2011	<0.0064	U		<0.0064	U		0.0011	J		0.0019	J		<0.0043	U		<0.0043	U		<0.0042	U		<0.0042	U		<0.0042	U	
		VMP-8-9.5-110311	11/3/2011	<0.005	U		<0.005	U		<0.005	U		0.0019	J		<0.0034	U		<0.0034	U		<0.0033	U		<0.0033	U		<0.0033	U	
		VMP-8-9.5-012312	1/23/2012	<0.0061	U		<0.0061	U		<0.0061	U		0.004	J		<0.0041	U		<0.0041	U		<0.004	U		<0.004	U		<0.004	U	
		VMP-8-9.5-041012	4/10/2012	<0.0057	U		0.002	J		0.0012	J		0.0024	J		<0.0039	U		<0.0039	U		<0.0038	U		<0.0038	U		<0.0038	U	
		VMP-8-9.5-071312	7/13/2012	<0.0056	U		<0.0056	U		<0.0056	U		0.0024	J		<0.0038	U		<0.0038	U		<0.0037	U		<0.0037	U		<0.0037	U	
		VMP-8-9.5-071312-Dup	7/13/2012	<0.0054	U		<0.0054	U		<0.0054	U		0.0021	J		<0.0036	U		<0.0036	U		<0.0035	U		<0.0035	U		<0.0035	U	
	23.5 ft	VMP-8-23.5	11/10/2009	<0.007	U		<0.007	U		<0.007	U		<0.005	U		<0.004	U		<0.004	U		<0.004	U		<0.004	U		<0.004	U	
		VMP - 8 - 23.5 - 083010	8/30/2010	<0.0079	U		0.0021	J		0.0026	J		0.0028	J		<0.0053	U		0.00085	J		<0.0052	U		0.00085	J		<0.0052	U	
		VMP-8-23.5-111910	11/19/2010	<0.0076	U		<0.0076	U		<0.0076	U		<0.0062	U		<0.0051	U		<0.0051	U		<0.005	U		<0.005	U		<0.005	U	
		VMP-8-23.5-021011	2/10/2011	<0.0081	U		<0.0081	U		<0.0081	U		0.0022	J		<0.0054	U		<0.0054	U		<0.0053	U		<0.0053	U		<0.0053	U	
		VMP-8-23.5-040711	4/7/2011	<0.0076	U		<0.0076	U		<0.0076	U		0.0023	J		<0.0051	U		<0.0051	U		<0.005	U		<0.005	U		<0.005	U	
		VMP-8-23.5-040711-DUP	4/7/2011	<0.012	U		0.0016	J		0.0017	J		0.0017	J		<0.0081	U		0.0014	J		<0.0079	U		<0.0079	U		<0.0079	U	
		VMP-8-23.5-081011	8/10/2011	<0.0079	J	U	<0.0079	J	U	<0.0079	J	U	0.0027	J		<0.0053	U		<0.0053	U		<0.0052	U		<0.0052	U		<0.0052	U	
		VMP-8-23.5-110611	11/6/2011	<0.0057	U		<0.0057	U		<0.0057	U		0.003	J		<0.0039	U		<0.0039	U		<0.0038	U		<0.0038	U		<0.0038	U	
		VMP-8-23.5-012312	1/23/2012	<0.0064	U		<0.0064	J	U	<0.0064	U		0.0033	J		<0.0043	U		<0.0043	U		<0.0042	U		<0.0042	U		<0.0042	U	
		VMP-8-23.5-041012	4/10/2012	<0.0056	U		0.0012	J		0.001	J		0.0019	J		<0.0038	U		<0.0038	U		<0.0037	U		<0.0037	U		<0.0037	U	
		VMP-8-23.5-071312	7/13/2012	<0.0062	U		<0.0062	U		<0.0062	U		0.0026	J		<0.0042	U		<0.0042	U		<0.0041	U		<0.0041	U		<0.0041	U	

SEE PAGES 50 THROUGH 56 OF TABLE FOR NOTES

TABLE 3
CUMULATIVE SUMMARY OF SOIL VAPOR ANALYTICAL DETECTIONS AND SCREENING RESULTS: VILLAGE - VOCS

Location	Depth	Sample ID	Sample Date	Dichloromethane (Methylene			1,2-Dichloropropane			cis-1,3-Dichloropropene			trans-1,3-Dichloropropene			1,4-Dioxane			Ethanol			Ethylbenzene			4-Ethyltoluene			Freon 113		
				5.6			0.062			0.9			0.9			0.22						1400								
				Result	Lab	URS	Result	Lab	URS	Result	Lab	URS	Result	Lab	URS	Result	Lab	URS	Result	Lab	URS	Result	Lab	URS	Result	Lab	URS	Result	Lab	URS
VMP-7	5 ft	VMP-7-5	11/9/2009	<0.004	U		<0.005	U		<0.005	U		<0.005	U		<0.017	U		0.11		J	0.012			<0.005	U		<0.008	U	
		VMP-7-5-082610	8/26/2010	0.0023	J		<0.0061	U		<0.006	U		<0.006	U		<0.019	U		0.007	J		<0.0057	U		<0.0065	U		<0.01	U	
		VMP-7-5-111910	11/19/2010	<0.0041	U		<0.0055	U		<0.0054	U		<0.0054	U		0.0093	J		0.0031	J		0.00077	J		<0.0058	U		<0.0091	U	
		VMP-7-5-020711	2/7/2011	0.0013	J		<0.006	U		<0.0058	U		<0.0058	U		<0.018	U		0.0087	J		<0.0056	U		<0.0063	U		<0.0099	U	
		VMP-7-5-040711	4/7/2011	<0.0063	J	U	<0.0084	U		<0.0083	U		<0.0083	U		<0.026	U		0.0034	J		<0.0079	U		<0.0089	U		<0.014	U	
		VMP-7-5-080211	8/2/2011	<0.63	U		<0.83	U		<0.82	U		<0.82	U		<2.6	U		<1.4	U		<0.78	U		<0.89	U		<1.4	U	
		VMP-7-5-111011	11/10/2011	0.0024	J	J	<0.004	U		<0.0039	U		<0.0039	U		<0.012	U		0.0096			<0.0037	U		<0.0042	U		<0.0066	U	
		VMP-7-5-111011-DUP	11/10/2011	0.01		J	<0.0037	U		<0.0036	U		<0.0036	U		<0.012	U		0.018			<0.0035	U		<0.004	U		<0.0062	U	
		VMP-7-5-013112	1/31/2012	0.003			<0.004	U		<0.004	U		<0.004	J	U	<0.013	U		0.039			0.0012	J		<0.0043	J	U	<0.0067	U	
		VMP-7-5-041212	4/12/2012	<0.033	J	U	<0.0044	U		<0.0043	U		<0.0043	U		<0.014	U		0.036			0.0046			0.0025	J		<0.0073	U	
		VMP-7-5-073112	7/31/2012	0.0056	J	U	<0.011	U		<0.011	U		<0.011	U		<0.035	U		0.047			0.0038	J		<0.012	U		<0.019	U	
	13.5 ft	VMP-7-13.5	11/9/2009	<0.031	U		<0.041	U		<0.041	U		<0.041	U		<0.13	U		<0.067	U		<0.039	U		<0.044	U		<0.068	U	
		VMP-7-13.5-082610	8/26/2010	<0.1	U		<0.13	U		<0.13	U		<0.13	U		<0.42	U		<0.22	U		<0.12	U		<0.14	U		<0.22	U	
		VMP-7-13.5-111910	11/19/2010	0.91		J	<0.93	U		<0.91	U		<0.91	U		<2.9	U		<1.5	U		<0.87	U		<0.99	U		<1.5	U	
		VMP-7-13.5-020711	2/7/2011	<0.0043	U		<0.0057	U		<0.0056	U		<0.0056	U		<0.018	U		<0.0093	U		<0.0054	U		<0.0061	U		<0.0095	U	
		VMP-7-13.5-040711	4/7/2011	<0.0075	J	U	<0.01	U		<0.0098	U		<0.0098	U		<0.031	U		<0.016	U		<0.0094	U		<0.011	U		<0.016	U	
		VMP-7-13.5-080311	8/3/2011	<0.84	U		<1.1	U		<1.1	U		<1.1	U		<3.5	U		<1.8	U		<1	U		<1.2	U		<1.8	U	
		VMP-7-13.5-111011	11/10/2011	0.0031			<0.0036	U		<0.0036	U		<0.0036	U		<0.011	U		0.017			0.013			0.0037	J		<0.006	U	
		VMP-7-13.5-013112	1/31/2012	<0.039	U		<0.052	U		<0.051	U		<0.051	U		<0.16	U		0.094		J	<0.049	U		<0.055	U		<0.086	U	
		VMP-7-13.5-013112-DUP	1/31/2012	<0.04	U		<0.053	U		<0.052	U		<0.052	U		<0.16	U		0.12		J	<0.05	U		<0.056	U		<0.088	U	
		VMP-7-13.5-041212	4/12/2012	<0.032	J	U	<0.0042	U		<0.0042	U		<0.0042	U		<0.013	U		0.044			0.0026	J		0.0016	J		<0.007	U	
		VMP-7-13.5-041212-DUP	4/12/2012	<0.034	J	U	<0.0044	U		<0.0044	U		<0.0044	U		<0.014	U		0.033			0.0028	J		0.0015	J		<0.0074	U	
		VMP-7-13.5-072012	7/20/2012	0.0013	J		<0.0043	U		<0.0042	U		<0.0042	U		<0.013	U		0.024			0.003	J		0.001	J		<0.0072	U	
	29.5 ft	VMP-7-29.5	11/9/2009	<0.66	U		<0.88	U		<0.87	U		<0.87	U		<2.8	U		<1.4	U		<0.83	U		<0.94	U		<1.5	U	
		VMP - 7 - 29.5 - 083110	8/31/2010	<1.4	U		<1.9	U		<1.9	U		<1.9	U		<5.9	U		<3.1	U		<1.8	U		<2	U		<3.2	U	
		VMP-7-29.5-111910	11/19/2010	<2.2	U		<2.9	U		<2.8	U		<2.8	U		<8.9	U		<4.7	U		<2.7	U		<3	U		<4.8	U	
		VMP-7-29.5-020711	2/7/2011	<2.2	U		<3	U		<2.9	U		<2.9	U		<9.3	U		<4.9	U		<2.8	U		0.77	J		<4.9	U	
		VMP-7-29.5-040711	4/7/2011	<0.54	U		<0.72	U		<0.71	U		<0.71	U		<2.2	U		<1.2	U		<0.68	U		0.23	J	J	<1.2	U	
		VMP-7-29.5-080311	8/3/2011	<1.3	U		<1.7	U		<1.7	U		<1.7	U		<5.3	U		<2.8	U		<1.6	U		<1.8	U		<2.8	U	
		VMP-7-29.5-111111	11/11/2011	<2.5	U		<3.4	U		<3.3	U		<3.3	U		<10	U		3.3	J		2.7	J		1.6	J		<5.6	U	
		VMP-7-29.5-020112	2/1/2012	<0.51	U		<0.67	U		<0.66	U		<0.66	U		<2.1	U		<1.1	U		<0.63	U		<0.72	U		<1.1	U	
		VMP-7-29.5-041312	4/13/2012	<0.032	J	U	<0.0042	U		<0.0042	U		<0.0042	U		<0.013	U		0.021			0.0017	J		0.0051			<0.007	U	
		VMP-7-29.5-072012	7/20/2012	0.0015	J		<0.0043	U		<0.0042	U		<0.0042	U		<0.013	U		0.025			0.0031	J		0.00088	J		<0.0072	U	
		VMP-7-29.5-072012-Dup	7/20/2012	0.0012	J		<0.0043	U		<0.0042	U		<0.0042	U		<0.013	U		0.016			0.003	J		0.00093	J		<0.0072	U	
	38 ft	VMP-7-38	11/9/2009	<0.23	U		<0.3	U		<0.3	U		<0.3	U		<0.95	U		<0.5	U		<0.29	U		<0.32	U		<0.5	U	
		VMP-7-38-020711	2/7/2011	<3	U		<4	U		<3.9	U		<3.9	U		<12	U		<6.5	U		<3.8	U		<4.2	U		<6.6	U	
		VMP-7-38-040711	4/7/2011	<0.76	U		<1	U		<1	U		<1	U		<3.2	U		<1.6	U		<0.96	U		<1.1	U		<1.7	U	
		VMP-7-38-020112	2/1/2012	<0.73	U		<0.97	U		<0.95	U		<0.95	U		<3	U		<1.6	U		<0.91	U		<1	U		<1.6	U	
		VMP-7-38-042512	4/25/2012	<0.032	J	U	<0.0042	U		<0.0042	U		<0.0042	U		<0.013	U		0.026			0.0051			0.002	J		<0.007	U	
		VMP-7-38-042512-Dup	4/25/2012	<0.032	J	U	<0.0042	U		<0.0042	U		<0.0042	U		<0.013	U		0.028			0.0036	J		<0.0045	U		<0.007	U	
VMP-8	5 ft	VMP-8-5	11/10/2009	<0.004	U		<0.005	U		<0.005	U		<0.005	U		<0.017	U		0.023		J	<0.005	U		<0.005	U		<0.008	U	
		VMP - 8 - 5 - 083010	8/30/2010	0.0026	J		<0.0062	U		<0.0061	U		<0.0061	U		<0.019	U		<0.01	U		<0.0058	U		0.0014	J		0.0019	J	
		VMP-8-5-111810	11/17/2010	0.00071	J		<0.0054	U		<0.0053	U		<0.0053	U		<0.017	U		0.0073	J		<0.005	J	U	<0.0057	U		0.0017	J	
		VMP-8-5-021011	2/10/2011	<0.0043	U		<0.0057	U		<0.0056	U		<0.0056	U		<0.018	U		<0.0093	U		<0.0054	U		<0.0061	U		<0.0095	U	
		VMP-8-5-040711	4/7/2011	<0.0048	U		<0.0064	U		<0.0063	U		<0.0063	U		0.0057	J		<0.01	U		<0.006	U		<0.0068	U		<0.01	U	
		VMP-8-5-072711	7/27/2011	<0.0051	U		<0.0068	U		<0.0067	U		<0.0067	U		<0.021	U		0.037			0.0026	J		0.0033	J		<0.011	U	
		VMP-8-5-110311	11/3/2011	<0.003	J	U	<0.004	U		<0.0039	U		<0.0039	U		<0.012	U		0.052			0.0033	J		0.00052	J		<0.0066	U	
		VMP-8-5-012312	1/23/2012	<0.0037	J	U	<0.0049	U		<0.0048	U		<0.0048	J	U	<0.015	U		0.023			0.00052	J		0.00067	J		<0.0081	U	
		VMP-8-5-041012	4/10/2012	0.0012	J		0.0013	J		<0.0043	U		0.0044			<0.014	U		<0.0072	U		0.0034	J		0.0014	J		<0.0073	U	
		VMP-8-5-071312	7/13/2012	0.0015	J		0.0017	J		<0.0036	U		<0.0036	U		<0.012	U		0.0086			<0.0035	U		0.00076	J	U	<0.0062	U	
		VMP-8-5-073112	7/31/2012	0.0022	J	U	<0.0048	U		<0.0047	U		<0.0047	U		<0.015	U		0.061			0.0044			0.00067	J		<0.0079	U	
	9.5 ft	VMP-8-9.5	11/10/2009	<0.003	U		<0.005	U		<0.005	U		<0.005	U		<0.016	U		0.03		J	<0.004	U		<0.005	U		<0.008	U	
		VMP - 8 - 9.5 - 083010	8/30/2010	0.005			<0.0056	U		<0.0055	U		<0.0055	U		<0.017	U		0.016			<0.0052	U		0.0011	J		0.0011	J	
		VMP - 8 - 9.5 - 083010-DUP	8/30/2010	0.0013	J		0.00099	J		<0.0056	U		<0.0056	U		<0.018	U		0.013			<0.0054	U		<0.0061	U		0.001	J	
		VMP-8-9.5-111810	11/17/2010	<0.0042	U		<0.0056	U		<0.0055	U		<0.0055	U		0.0021	J		0.01			<0.0052	J	U	<0.0059	U		0.0018	J	
		VMP-8-9.5-021011	2/10/2011	<0.0044	U		<0.0058	U		<0.0057	U		<0.0057	U		<0.018	U		0.0028	J		<0.0055	U		<0.0062	U		<0.0096	U	
		VMP-8-9.5-040711	4/7/2011	0.00097	J		<0.0064	U		<0.0063	U		<0.0063	U		<0.02	U		0.0074	J		<0.006	U		<0.0068	U		<0.01	U	
		VMP-8-9.5-072711	7/27/2011	0.0065			<0.0049	U		<0.0048	U		<0.0048	U		<0.015	U		0.082			0.0028	J		0.0032	J		<0.0082	U	
		VMP-8-9.5-110311	11/3/2011	<0.0029	J	U	<0.0039	U		<0.0038	U		<0.0038	U		0.0045	J		0.029			0.0044			0.0011	J		<0.0064	U	
		VMP-8-9.5-012312	1/23/2012	<0.0035	J	U	<0.0047	U		<0.0046	U		<0.0046	U		<0.015	U		0.012			0.0014	J		0.00079	J		<0.0078	U	
		VMP-8-9.5-041012	4/10/2012	0.0014	J		<0.0044	U		<0.0043	U		0.0065			<0.014	U		<0.0072	U		0.00077	J		<0.0047	U		<0.0073	U	
		VMP-8-9.5-071312	7/13/2012	<0.032	U		<0.0043	U		<0.0042	U		<0.0042	U		<0.013	U		0.0025	J		<0.004	U		<0.0046	U		<0.0072	U	
		VMP-8-9.5-071312-Dup	7/13/2012	0.001	J		<0.0041	U		<0.0041	U		<0.0041	U		<0.013	U		<0.0067	U		<0.0039	U		<0.0044	U		<0.0068	U	
	23.5 ft	VMP-8-23.5	11/10/2009	<0.004	U		<0.005	U		<0.005	U		<0.005	U		<0.017	U		0.023		J	<0.005	U		<0.005	U		<0.009	U	
		VMP - 8 - 23.5 - 083010	8/30/2010	0.0015	J		<0.0061	U		<0.006	U		<0.006	U		<0.019	U		0.0069	J		<0.0057	U		<0.0065	U		0.0014	J	
		VMP-8-23.5-111910	11/19/2010	<0.0044	U		<0.0058	U		<0.0057	U		<0.0057	U		<0.018	U		0.0076	J		0.0015	J		<0.0062	U		<0.0096	U	
		VMP-8-23.5-021011	2/10/2011	<0.0047	U		<0.0062	U		<0.0061	U		<0.0061	U		<0.019	U		<0.01	U		<0.0058	U		<0.0066	U		<0.01	U	
		VMP-8-23.5-040711	4/7/2011	0.0066			<0.0058	U		<0.0057	U		<0.0057	U		<0.018	U		0.0075	J		0.00066	J		<0.0062	U		<0.0096	U	
		VMP-8-23.5-040711-DUP	4/7/2011	0.0021	J		<0.0092	U		<0.0091	U		<0.0091	U		<0.029	U		0.0073	J		<0.0087	U		<0.0098	U		<0.015	U	
		VMP-8-23.5-081011	8/10/2011	0.0021	J		<0.0061	U		<0.006	U		<0.006	J	U	<0.019	U		0.052			0.0023	J		<0.0065	J	U	<0.01	U	
		VMP-8-23.5-110611	11/6/2011	0.0021	J		<0.0044	U		<0.0043	U		<0.0043	U		0.0013	J		0.027			0.001	J		0.0012	J		<0.0073	U	
		VMP-8-23.5-012312	1/23/2012	<0.0037	J	U	<0.0049	U		<0.0048	U		<0.0048	U		<0.015	U		0.016			0.00079	J		0.00098	J		<0.0081	U	
		VMP-8-23.5-041012	4/10/2012	0.00077	J		0.0022	J		<0.0042	U		0.0071			<0.013	U		<0.007	U		0.0015	J		0.00077	J		<0.0072	U	
		VMP-8-23.5-071312	7/13/2012	<0.036	U		<0.0048	U		<0.0047	U		<0.0047	U		<0.015	U		0.0046	J		<0.0045	U		<0.0051	U		<0.0079	U	

SEE PAGES 50 THROUGH 56 OF TABLE FOR NOTES

TABLE 3
CUMULATIVE SUMMARY OF SOIL VAPOR ANALYTICAL DETECTIONS AND SCREENING RESULTS: VILLAGE - VOCS

Location	Depth	Sample ID	Sample Date	Freon 114			Heptane			Hexachlorobutadiene			Hexane			2-Hexanone (Methyl N-Butyl			Isopentane			Isopropylbenzene (Cumene) 600			4-Methyl-2-pentanone (Methyl			Methyl tert-Butyl Ether (MTBE) 3400		
				Result	Lab	URS	Result	Lab	URS	Result	Lab	URS	Result	Lab	URS	Result	Lab	URS	Result	Lab	URS	Result	Lab	URS	Result	Lab	URS	Result	Lab	URS
VMP-7	5 ft	VMP-7-5	11/9/2009	<0.008	U		0.091			<0.05	U		0.11			<0.019	U					<0.005	U		<0.004	U		<0.004	U	
		VMP-7-5-082610	8/26/2010	<0.0092	U		0.0044	J		<0.056	U		0.016			<0.022	U					<0.0065	U		<0.0054	U		<0.0048	U	
		VMP-7-5-111910	11/19/2010	<0.0083	U		0.0039	J		<0.051	U		0.0047			<0.019	U					<0.0058	U		<0.0049	U		<0.0043	U	
		VMP-7-5-020711	2/7/2011	<0.009	U		0.0041	J		<0.055	U		0.0024	J		<0.021	U					<0.0063	U		<0.0053	U		<0.0046	U	
		VMP-7-5-040711	4/7/2011	<0.013	U		0.0074			<0.078	U		0.016			<0.03	U		0.019	J		<0.0089	U		<0.0074	U		<0.0066	U	
		VMP-7-5-080211	8/2/2011	<1.3	U		4.5			<7.7	U		12			<3	U		520			<0.89	U		<0.74	U		<0.65	U	
		VMP-7-5-111011	11/10/2011	<0.006	U		<0.0035	U		<0.036	U		<0.003	U		<0.014	U		<0.01	U		0.0018	J		0.0099			<0.0031	U	
		VMP-7-5-111011-DUP	11/10/2011	<0.0056	U		<0.0033	U		<0.034	U		<0.0028	U		<0.013	U		0.0076	J		0.0016	J		0.0084			<0.0029	U	
		VMP-7-5-013112	1/31/2012	<0.0061	U		0.00073	J		<0.037	U		<0.0031	J	U	0.00059	J		<0.01	U		0.0027	J		0.017			<0.0032	U	
		VMP-7-5-041212	4/12/2012	<0.0066	U		0.0078			<0.04	U		0.0046			<0.016	U		0.0049	J		0.04			0.11			<0.0034	U	
		VMP-7-5-073112	7/31/2012	<0.017	U		<0.01	U		<0.1	U		0.0031	J		<0.04	U		0.1			0.037			0.12			<0.0088	U	
	13.5 ft	VMP-7-13.5	11/9/2009	<0.062	U		<0.037	U		<0.38	U		0.052			<0.15	U					<0.044	U		<0.037	U		<0.032	U	
		VMP-7-13.5-082610	8/26/2010	<0.2	U		<0.12	U		<1.2	U		0.035	J		<0.47	U					0.015	J		<0.12	U		<0.1	U	
		VMP-7-13.5-111910	11/19/2010	<1.4	U		4.9		J	<8.6	U		8.9		J	<3.3	U					<0.99	U		<0.82	U		<0.73	U	
		VMP-7-13.5-020711	2/7/2011	<0.0086	U		0.0011	J		<0.053	U		0.0013	J		<0.02	U					<0.0061	U		<0.005	U		<0.0044	U	
		VMP-7-13.5-040711	4/7/2011	<0.015	U		0.0064	J		<0.092	U		0.022			<0.035	U		0.024	J		<0.011	U		<0.0088	U		<0.0078	U	
		VMP-7-13.5-080311	8/3/2011	<1.7	U		<0.99	U		<10	U		2.7			<3.9	U		310			<1.2	U		<0.99	U		<0.87	U	
		VMP-7-13.5-111011	11/10/2011	<0.0055	U		0.026			<0.034	U		0.012			<0.013	U		0.8			0.0083			0.022			<0.0028	U	
		VMP-7-13.5-013112	1/31/2012	<0.078	U		<0.046	U		<0.48	U		1.1		J	<0.18	U		7.2		J	<0.055	U		<0.046	U		<0.04	U	
		VMP-7-13.5-013112-DUP	1/31/2012	<0.08	U		<0.047	U		<0.49	U		1		J	<0.19	U		6.9		J	<0.056	U		<0.047	U		<0.041	U	
		VMP-7-13.5-041212	4/12/2012	<0.0064	U		0.015			<0.039	U		0.022			<0.015	U		0.026		J	0.024			0.033			<0.0033	U	
		VMP-7-13.5-041212-DUP	4/12/2012	<0.0067	U		0.0086			<0.041	U		0.011			<0.016	U		0.49		J	0.026			0.036			<0.0035	U	
		VMP-7-13.5-072012	7/20/2012	<0.0065	U		0.0063			<0.04	U		0.00095	J		0.0013	J		<0.011	U		0.033			0.13			<0.0034	U	
	29.5 ft	VMP-7-29.5	11/9/2009	<1.3	U		460		J	<8.1	U		420		J	<3.1	U					7.5		J	<0.78	U		<0.69	U	
		VMP - 7 - 29.5 - 083110	8/31/2010	<2.9	U		420		J	<18	U		420		J	<6.7	U					6		J	<1.7	U		<1.5	U	
		VMP-7-29.5-111910	11/19/2010	<4.3	U		300		J	<26	U		270			<10	U					4.8		J	<2.5	U		<2.2	U	
		VMP-7-29.5-020711	2/7/2011	<4.5	U		350			<28	U		320			<10	U					10			<2.6	U		<2.3	U	
		VMP-7-29.5-040711	4/7/2011	<1.1	U		220		J	<6.7	U		190		J	<2.6	U		380		J	3.4		J	<0.64	U		<0.56	U	
		VMP-7-29.5-080311	8/3/2011	<2.6	U		350			<16	U		360			<6.1	U		850			1.6	J		<1.5	U		<1.3	U	
		VMP-7-29.5-111111	11/11/2011	<5.1	U		110			<31	U		130			<12	U		500			<3.6	U		<3	U		<2.6	U	
		VMP-7-29.5-020112	2/1/2012	<1	U		150		J	<6.2	U		160		J	<2.4	U		360		J	0.54	J	J	<0.6	U		<0.53	U	
		VMP-7-29.5-041312	4/13/2012	<0.0064	U		0.012			<0.039	U		0.02			<0.015	U		0.21			0.018			0.024			<0.0033	J	U
		VMP-7-29.5-072012	7/20/2012	<0.0065	U		0.0043			<0.04	U		0.005			<0.015	U		<0.011	U		0.0052			0.025			<0.0034	U	
		VMP-7-29.5-072012-Dup	7/20/2012	<0.0065	U		0.0036	J		<0.04	U		0.0048			<0.015	U		<0.011	U		0.0061			0.027			<0.0034	U	
	38 ft	VMP-7-38	11/9/2009	<0.46	U		170		J	<2.8	U		140		J	<1.1	U					4		J	<0.27	U		<0.24	U	
		VMP-7-38-020711	2/7/2011	<6	U		210			<37	U		280			<14	U					6.8			<3.5	U		<3.1	U	
		VMP-7-38-040711	4/7/2011	<1.5	U		110		J	<9.4	U		150		J	<3.6	U		500		J	0.56	J	J	<0.9	U		<0.79	U	
		VMP-7-38-020112	2/1/2012	<1.5	U		180		J	<9	U		180		J	<3.4	U		390		J	0.55	J	J	<0.86	U		<0.76	U	
		VMP-7-38-042512	4/25/2012	<0.0064	U		0.0096			<0.039	U		0.018		J	<0.015	U		0.043			0.019			0.047			<0.0033	U	
		VMP-7-38-042512-Dup	4/25/2012	<0.0064	U		0.01			<0.039	U		0.024		J	<0.015	U		0.058			0.02			0.047			<0.0033	U	
VMP-8	5 ft	VMP-8-5	11/10/2009	<0.008	U		0.016			<0.05	U		0.016			<0.019	U					<0.005	U		<0.004	U		<0.004	U	
		VMP - 8 - 5 - 083010	8/30/2010	<0.0094	U		0.0019	J		<0.057	U		0.0032	J		0.0029	J					<0.0066	U		<0.0055	U		0.00052	J	
		VMP-8-5-111810	11/17/2010	<0.0081	U		0.0025	J		<0.05	U		0.0019	J		<0.019	U					<0.0057	U		<0.0048	U		0.00055	J	
		VMP-8-5-021011	2/10/2011	<0.0086	U		<0.0051	U		<0.053	U		0.0011	J		<0.02	U					<0.0061	U		<0.005	U		<0.0044	U	
		VMP-8-5-040711	4/7/2011	<0.0096	U		<0.0056	U		<0.059	U		<0.0049	U		<0.023	U		0.0037	J		<0.0068	U		<0.0056	U		<0.005	U	
		VMP-8-5-072711	7/27/2011	<0.01	U		0.0021	J		<0.063	U		0.0026	J		0.0054	J		<0.017	U		0.05			0.24			<0.0053	U	
		VMP-8-5-110311	11/3/2011	<0.006	U		0.0026	J		<0.036	U		0.0033			0.0006	J		0.017			0.0028	J		0.015			<0.0031	U	
		VMP-8-5-012312	1/23/2012	<0.0074	U		0.0016	J		<0.045	U		0.0024	J		<0.017	U		0.0092	J		0.003	J		0.058			<0.0038	U	
		VMP-8-5-041012	4/10/2012	<0.0067	U		0.0064			<0.041	U		0.0073			<0.016	U		0.063			0.0017	J		<0.0039	U		<0.0034	U	
		VMP-8-5-071312	7/13/2012	<0.0056	U		<0.0033	U		<0.034	U		0.00072	J		0.00056	J	U	0.0022	J		<0.004	U		0.001	J	U	<0.0029	U	
		VMP-8-5-073112	7/31/2012	<0.0072	U		0.011			<0.044	U		0.002	J		0.0025	J		0.011	J		0.057			0.2			<0.0037	U	
	9.5 ft	VMP-8-9.5	11/10/2009	<0.007	U		0.0046			<0.048	U		0.0042			<0.018	U					<0.005	U		<0.004	U		<0.004	U	
		VMP - 8 - 9.5 - 083010	8/30/2010	<0.0084	U		0.0017	J		<0.052	U		0.0055			0.0013	J					<0.0059	U		<0.005	U		0.00039	J	
		VMP - 8 - 9.5 - 083010-DUP	8/30/2010	<0.0086	U		0.0016	J		<0.053	U		0.0034	J		0.0017	J					<0.0061	U		<0.005	U		<0.0044	U	
		VMP-8-9.5-111810	11/17/2010	<0.0084	U		<0.005	U		<0.052	U		0.0017	J		<0.02	U					<0.0059	U		<0.005	U		0.00054	J	
		VMP-8-9.5-021011	2/10/2011	<0.0088	U		<0.0052	U		<0.054	U		<0.0044	U		<0.021	U					<0.0062	U		<0.0052	U		<0.0045	U	
		VMP-8-9.5-040711	4/7/2011	<0.0096	U		<0.0056	U		<0.059	U		0.0012	J		<0.023	U		0.0031	J		<0.0068	U		<0.0056	U		<0.005	U	
		VMP-8-9.5-072711	7/27/2011	<0.0074	U		0.0039	J		<0.045	U		0.0048			0.0048	J		0.02			0.045			0.13			<0.0038	U	
		VMP-8-9.5-110311	11/3/2011	<0.0059	U		0.0021	J		<0.036	U		0.0018	J		0.00037	J		0.011			0.0014	J		0.0088			<0.003	U	
		VMP-8-9.5-012312	1/23/2012	<0.0071	U		0.005			<0.043	U		0.0064			<0.017	U		0.019			0.0026	J		0.0061			<0.0036	U	
		VMP-8-9.5-041012	4/10/2012	<0.0067	U		0.002	J		<0.041	U		0.012			<0.016	U		0.051			<0.0047	U		<0.0039	U		<0.0034	U	
		VMP-8-9.5-071312	7/13/2012	<0.0065	U		<0.0038	U		<0.04	U		<0.0033	U		<0.015	U		<0.011	U		<0.0046	U		<0.0038	U		<0.0034	U	
		VMP-8-9.5-071312-Dup	7/13/2012	<0.0062	U		<0.0037	U		<0.038	U		<0.0032	U		<0.015	U		<0.01	U		<0.0044	U		<0.0037	U		<0.0032	U	
	23.5 ft	VMP-8-23.5	11/10/2009	<0.008	U		<0.004	U		<0.051	U		<0.004	U		<0.019	U					<0.005	U		<0.004	U		<0.004	U	
		VMP - 8 - 23.5 - 083010	8/30/2010	<0.0092	U		0.0021	J		<0.056	U		0.0024	J		0.0011	J					<0.0065	U		<0.0054	U		0.00037	J	
		VMP-8-23.5-111910	11/19/2010	<0.0088	U		0.0015	J		<0.054	U		0.0018	J		<0.021	U					<0.0062	U		<0.0052	U		<0.0045	U	
		VMP-8-23.5-021011	2/10/2011	<0.0094	U		<0.0055	U		<0.057	U		<0.0047	U		<0.022	U					<0.0066	U		<0.0055	U		<0.0048	U	
		VMP-8-23.5-040711	4/7/2011	<0.0088	U		<0.0052	U		<0.054	U		0.0027	J		<0.021	U		0.003	J		<0.0062	U		<0.0052	U		<0.0045	U	
		VMP-8-23.5-040711-DUP	4/7/2011	<0.014	U		<0.0082	U		<0.085	U		0.0028	J		<0.033	U		0.0049	J		<0.0098	U		<0.0082	U		0.00068	J	
		VMP-8-23.5-081011	8/10/2011	<0.0092	U		0.012			<0.056	U		0.033			0.0022	J		0.069			0.019			0.1			<0.0048	U	
		VMP-8-23.5-110611	11/6/2011	<0.0067	U		0.0013	J		<0.041	U		0.0028	J		0.0015	J		<0.011	U		0.0052			0.035			<0.0034	U	
		VMP-8-23.5-012312	1/23/2012	<0.0074	U		0.0023	J		<0.045	U		0.0023	J		0.00075	J		0.017			0.002	J		0.024			<0.0038	U	
		VMP-8-23.5-041012	4/10/2012	<0.0065	U		0.0022	J		<0.04	U		0.012			<0.015	U		0.062			0.00051	J		<0.0038	U		<0.0034	U	
		VMP-8-23.5-071312	7/13/2012	<0.0072	U		<0.0042	U		<0.044	U		<0.0036	U		<0.017	U		0.001	J		<0.0051	U		<0.0042	U		<0.0037	U	

SEE PAGES 50 THROUGH 56 OF TABLE FOR NOTES

TABLE 3
CUMULATIVE SUMMARY OF SOIL VAPOR ANALYTICAL DETECTIONS AND SCREENING RESULTS: VILLAGE - VOCS

Location	Depth	Sample ID	Sample Date	2-Propanol			n-Propylbenzene			Styrene			1,1,2,2-Tetrachloroethane			Tetrachloroethene			Tetrahydrofuran			Toluene			1,2,4-Trichlorobenzene			1,1,1-Trichloroethane (Methyl		
										1400						0.55						6200			11			6600		
				Result	Lab	URS	Result	Lab	URS	Result	Lab	URS	Result	Lab	URS	Result	Lab	URS	Result	Lab	URS	Result	Lab	URS	Result	Lab	URS	Result	Lab	URS
VMP-7	5 ft	VMP-7-5	11/9/2009	0.55			<0.005	U		<0.005	U		<0.008	U		<0.007	U		<0.003	U		0.0071			<0.034	U		<0.006	U	
		VMP-7-5-082610	8/26/2010	0.0064	J		<0.0065	U		<0.0056	U		<0.0091	U		<0.009	U		<0.0039	U		0.0012	J		<0.039	U		<0.0072	U	
		VMP-7-5-111910	11/19/2010	0.0053	J		<0.0058	U		<0.0051	U		<0.0082	U		<0.0081	U		<0.0035	U		<0.0045	U		<0.035	U		<0.0065	U	
		VMP-7-5-020711	2/7/2011	0.0059	J		<0.0063	U		<0.0055	U		<0.0088	U		<0.0088	U		<0.0038	U		0.001	J		<0.038	J	U	<0.007	U	
		VMP-7-5-040711	4/7/2011	<0.018	U		<0.0089	U		<0.0078	U		<0.012	U		<0.012	U		<0.0054	U		0.0025	J		<0.054	U		<0.0099	U	
		VMP-7-5-080211	8/2/2011	<1.8	U		<0.89	U		<0.77	U		<1.2	U		<1.2	U		<0.53	U		<0.68	U		<5.4	U		<0.98	U	
		VMP-7-5-111011	11/10/2011	0.042			<0.0042	U		<0.0036	U		<0.0059	U		<0.0058	U		<0.0025	U		0.0037			<0.025	U		<0.0047	U	
		VMP-7-5-111011-DUP	11/10/2011	0.04			<0.004	U		<0.0034	U		<0.0055	U		<0.0055	U		<0.0024	U		0.0047			<0.024	U		<0.0044	U	
		VMP-7-5-013112	1/31/2012	0.027			<0.0043	J	U	0.00053	J		<0.006	U		<0.0059	U		0.04			0.011			<0.026	U		<0.0048	U	
		VMP-7-5-041212	4/12/2012	0.059			<0.0047	J	U	0.0013	J		<0.0065	U		<0.0064	J	U	0.0062			0.027			<0.028	U		<0.0052	U	
		VMP-7-5-073112	7/31/2012	0.05			0.00095	J		0.0015	J		<0.017	U		<0.017	U		0.0047	J		0.1			<0.073	U		<0.013	U	
	13.5 ft	VMP-7-13.5	11/9/2009	<0.088	U		<0.044	U		<0.038	U		<0.061	U		<0.061	U		<0.026	U		<0.034	U		<0.26	U		<0.049	U	
		VMP-7-13.5-082610	8/26/2010	<0.28	U		<0.14	U		<0.12	U		<0.2	U		<0.2	U		<0.085	U		<0.11	U		<0.86	U		<0.16	U	
		VMP-7-13.5-111910	11/19/2010	<2	U		<0.99	U		<0.86	U		<1.4	U		<1.4	U		<0.59	U		<0.76	U		<6	U		<1.1	U	
		VMP-7-13.5-020711	2/7/2011	0.0086	J		<0.0061	U		<0.0053	U		<0.0085	U		<0.0084	U		<0.0036	U		<0.0046	U		<0.037	J	U	<0.0067	U	
		VMP-7-13.5-040711	4/7/2011	<0.021	U		<0.011	U		<0.0092	U		<0.015	U		<0.015	U		<0.0064	U		0.0016	J		<0.064	U		<0.012	U	
		VMP-7-13.5-080311	8/3/2011	<2.4	U		<1.2	U		<1	U		<1.6	U		<1.6	U		<0.71	U		<0.91	U		<7.2	U		<1.3	U	
		VMP-7-13.5-111011	11/10/2011	0.01			0.018			<0.0034	U		<0.0054	U		<0.0054	U		<0.0023	U		0.007			<0.023	U		<0.0043	U	
		VMP-7-13.5-013112	1/31/2012	0.11	J	J	<0.055	U		<0.048	U		<0.077	U		<0.076	U		<0.033	U		0.017	J	J	<0.33	U		<0.061	U	
		VMP-7-13.5-013112-DUP	1/31/2012	0.2		J	<0.056	U		<0.049	U		<0.079	U		<0.078	U		<0.034	U		<0.043	U		<0.34	U		<0.062	U	
		VMP-7-13.5-041212	4/12/2012	0.018			<0.0045	U		0.00086	J		<0.0063	U		<0.0062	J	U	0.0064			0.02		J	<0.027	U		<0.005	U	
		VMP-7-13.5-041212-DUP	4/12/2012	0.016			<0.0047	U		0.0018	J		<0.0066	U		<0.0065	J	U	0.0052			0.035		J	<0.029	U		<0.0053	U	
		VMP-7-13.5-072012	7/20/2012	0.041			0.00059	J		0.0012	J		<0.0064	U		<0.0063	U		0.00095	J		0.076			<0.028	U		<0.0051	U	
	29.5 ft	VMP-7-29.5	11/9/2009	<1.9	U		6.5		J	<0.81	U		<1.3	U		<1.3	U		<0.56	U		1.1		J	<5.7	U	UJ	<1	U	
		VMP - 7 - 29.5 - 083110	8/31/2010	<4	U		5		J	<1.8	U		<2.8	U		<2.8	U		<1.2	U		1	J	J	<12	U		<2.2	U	
		VMP-7-29.5-111910	11/19/2010	<6.1	U		3.9		J	<2.6	U		<4.2	U		<4.2	U		<1.8	U		<2.3	U		<18	U		<3.4	U	
		VMP-7-29.5-020711	2/7/2011	<6.3	U		9.8			<2.7	U		<4.4	U		<4.4	U		<1.9	U		<2.4	U		<19	U		<3.5	U	
		VMP-7-29.5-040711	4/7/2011	<1.5	U		2.5		J	<0.67	U		<1.1	U		<1.1	U		<0.46	U		<0.59	U		<4.6	U		<0.85	U	
		VMP-7-29.5-080311	8/3/2011	<3.6	U		1.1	J		<1.6	U		<2.5	U		<2.5	U		<1.1	U		<1.4	U		<11	U		<2	U	
		VMP-7-29.5-111111	11/11/2011	3.2	J		0.84	J		0.62	J		<5	U		<4.9	U		<2.1	U		16			<22	U		<4	U	
		VMP-7-29.5-020112	2/1/2012	<1.4	U		0.32	J	J	<0.62	U		<1	U		<0.99	U		<0.43	U		<0.55	U		<4.3	U	UJ	<0.8	U	
		VMP-7-29.5-041312	4/13/2012	0.015			<0.0045	J	U	0.0012	J		<0.0063	U		<0.0062	U		<0.0027	J	U	0.016			<0.027	U		<0.005	U	
		VMP-7-29.5-072012	7/20/2012	0.042		J	0.0005	J		0.00076	J		0.003	J		<0.0063	U		0.0016	J		0.017			<0.028	U		<0.0051	U	
		VMP-7-29.5-072012-Dup	7/20/2012	0.02		J	0.00086	J		0.00078	J		<0.0064	U		<0.0063	U		<0.0028	U		0.018			<0.028	U		<0.0051	U	
	38 ft	VMP-7-38	11/9/2009	<0.65	U		3.5		J	<0.28	U		<0.45	U		<0.45	U		<0.19	U		0.55		J	<2	U	UJ	<0.36	U	
		VMP-7-38-020711	2/7/2011	<8.5	U		4.6			<3.7	U		<5.9	U		<5.9	U		<2.6	U		<3.2	U		<26	U		<4.7	U	
		VMP-7-38-040711	4/7/2011	<2.2	U		0.43	J	J	<0.94	U		<1.5	U		<1.5	U		<0.65	U		<0.83	U		<6.5	U		<1.2	U	
		VMP-7-38-020112	2/1/2012	<2.1	U		0.33	J	J	<0.89	U		<1.4	U		<1.4	U		<0.62	U		<0.79	U		<6.2	U	UJ	<1.1	U	
		VMP-7-38-042512	4/25/2012	0.018			<0.0045	U		<0.0039	U		<0.0063	U		<0.0062	J	U	<0.0027	U		0.014			<0.027	U		<0.005	U	
		VMP-7-38-042512-Dup	4/25/2012	0.017			<0.0045	U		0.0011	J		<0.0063	U		<0.0062	J	U	<0.0027	U		0.013			<0.027	U		<0.005	U	
VMP-8	5 ft	VMP-8-5	11/10/2009	<0.011	U		<0.005	U		<0.005	U		<0.008	U		<0.007	U		<0.003	U		<0.004	U		<0.034	U		<0.006	U	
		VMP - 8 - 5 - 083010	8/30/2010	0.013	J		<0.0066	U		<0.0057	U		<0.0092	U		0.0048	J		<0.004	U		0.0011	J		0.015	J		0.00087	J	
		VMP-8-5-111810	11/17/2010	0.0026	J		<0.0057	U		0.0024	J		<0.008	U		0.0026	J		<0.0034	U		0.00096	J		<0.034	U		0.0009	J	
		VMP-8-5-021011	2/10/2011	0.008	J		<0.0061	U		<0.0053	U		<0.0085	U		<0.0084	U		<0.0036	U		<0.0046	U		<0.037	U		<0.0067	U	
		VMP-8-5-040711	4/7/2011	<0.014	U		<0.0068	U		<0.0059	U		<0.0095	U		<0.0094	J	U	<0.0041	U		0.0016	J		<0.041	J	U	<0.0075	U	
		VMP-8-5-072711	7/27/2011	0.075			0.00084	J		0.0015	J		<0.01	U		0.0028	J		<0.0044	U		0.023			<0.044	U		<0.0081	U	
		VMP-8-5-110311	11/3/2011	0.014			<0.0042	U		<0.0036	U		<0.0059	U		<0.0058	U		0.00065	J		0.023			<0.025	U		<0.0047	U	
		VMP-8-5-012312	1/23/2012	0.014			<0.0052	J	U	<0.0045	U		<0.0073	U		0.0029	J		0.0016	J		0.0047			<0.031	J	U	<0.0058	U	
		VMP-8-5-041012	4/10/2012	0.0039	J		0.0048			0.00077	J		<0.0066	U		0.0016	J		<0.0028	U		0.0076			<0.028	U		<0.0052	U	
		VMP-8-5-071312	7/13/2012	0.0044	J		0.00032	J	U	<0.0034	U		<0.0055	U		<0.0055	U		<0.0024	U		0.0016	J	U	<0.024	U		<0.0044	U	
		VMP-8-5-073112	7/31/2012	0.064			0.00054	J		0.0019	J		<0.0071	U		0.0028	J		0.0048			0.14			<0.03	U		<0.0056	U	
	9.5 ft	VMP-8-9.5	11/10/2009	<0.011	U		<0.005	U		<0.004	U		<0.007	U		<0.007	U		<0.003	U		<0.004	U		<0.033	U		<0.006	U	
		VMP - 8 - 9.5 - 083010	8/30/2010	0.029			<0.0059	U		<0.0052	U		<0.0083	U		0.0045	J		<0.0036	U		0.0033	J		0.01	J		<0.0066	U	
		VMP - 8 - 9.5 - 083010-DUP	8/30/2010	0.0068	J		<0.0061	U		0.0011	J		<0.0085	U		0.0043	J		<0.0036	U		0.0007	J		<0.037	U		0.00072	J	
		VMP-8-9.5-111810	11/17/2010	0.0073	J		<0.0059	U		0.0018	J		<0.0083	U		0.0098			<0.0036	U		0.001	J		<0.036	U		0.0015	J	
		VMP-8-9.5-021011	2/10/2011	0.0036	J		<0.0062	U		<0.0054	U		<0.0086	U		0.0042	J		<0.0037	U		0.0011	J		<0.037	U		<0.0069	U	
		VMP-8-9.5-040711	4/7/2011	0.0043	J		<0.0068	U		<0.0059	U		<0.0095	U		0.0046	J		<0.0041	U		0.0012	J		<0.041	U		<0.0075	U	
		VMP-8-9.5-072711	7/27/2011	0.04			0.00094	J		0.0022	J		<0.0073	U		0.0025	J		<0.0031	U		0.02			<0.032	U		<0.0058	U	
		VMP-8-9.5-110311	11/3/2011	0.0091			0.00063	J		<0.0036	U		<0.0058	U		<0.0057	U		0.00073	J		0.023			<0.025	U		<0.0046	U	
		VMP-8-9.5-012312	1/23/2012	0.0049	J		<0.005	J	U	<0.0043	U		<0.007	U		0.0037	J		0.0014	J		0.0046			<0.03	U		<0.0055	U	
		VMP-8-9.5-041012	4/10/2012	0.014			<0.0047	U		0.00097	J		<0.0066	U		0.0014	J		<0.0028	U		0.012			<0.028	U		<0.0052	U	
		VMP-8-9.5-071312	7/13/2012	0.0039	J		<0.0046	U		<0.004	U		<0.0064	U		<0.0063	U		<0.0028	U		<0.0035	U		<0.028	U		<0.0051	U	
		VMP-8-9.5-071312-Dup	7/13/2012	0.0026	J		<0.0044	U		<0.0038	U		<0.0061	U		<0.0061	U		<0.0026	U		<0.0034	U		<0.026	U		<0.0049	U	
	23.5 ft	VMP-8-23.5	11/10/2009	<0.012	U		<0.005	U		<0.005	U		<0.008	U		<0.008	U		<0.003	U		<0.004	U		<0.035	U		<0.006	U	
		VMP - 8 - 23.5 - 083010	8/30/2010	0.0046	J		<0.0065	U		<0.0056	U		<0.0091	U		0.0038	J		<0.0039	U		0.00063	J		<0.039	U		0.00084	J	
		VMP-8-23.5-111910	11/19/2010	0.0063	J		<0.0062	U		0.0024	J		<0.0086	U		0.0041	J		<0.0037	U		0.0013	J		<0.037	U		<0.0069	U	
		VMP-8-23.5-021011	2/10/2011	0.0076	J		<0.0066	U		<0.0057	U		<0.0092	U		0.0041	J		<0.004	U		<0.0051	U		<0.04	U		<0.0073	U	
		VMP-8-23.5-040711	4/7/2011	<0.012	U		<0.0062	U		<0.0054	U		<0.0086	U		0.0045	J		<0.0037	U		0.0015	J		0.002	J		<0.0069	U	
		VMP-8-23.5-040711-DUP	4/7/2011	<0.02	U		<0.0098	U		<0.0085	U		<0.014	U		0.0052	J		<0.0059	U		0.0014	J		0.0048	J		<0.011	U	
		VMP-8-23.5-081011	8/10/2011	0.025			<0.0065	J	U	0.0012	J		<0.0091	U		0.0022	J		<0.0039	U		0.015			<0.039	J	U	<0.0072	U	
		VMP-8-23.5-110611	11/6/2011	0.016			0.00033	J		<0.0041	U		<0.0066	U		<0.0065	J	U	<0.0028	U		0.012			<0.028	U		<0.0052	U	
		VMP-8-23.5-012312	1/23/2012	0.0094	J		<0.0052	J	U	<0.0045	U		<0.0073	U		0.0033	J		<0.0031	U		0.0046			<0.031	U		<0.0058	U	
		VMP-8-23.5-041012	4/10/2012	0.016			0.0013	J		<0.004	U		<0.0064	U		0.0017	J		<0.0028	U		0.018			<0.028	U		<0.0051	U	
		VMP-8-23.5-071312	7/13/2012	0.0054	J		<0.0051	U		<0.0044	U		<0.0071	U		<0.007	U		<0.003	U		0.002	J	U	<0.03	U		<0.0056	U	

SEE PAGES 50 THROUGH 56 OF TABLE FOR NOTES

TABLE 3
CUMULATIVE SUMMARY OF SOIL VAPOR ANALYTICAL DETECTIONS AND SCREENING RESULTS: VILLAGE - VOCS

Location	Depth	Sample ID	Sample Date	1,1,2-Trichloroethane 170000			Trichloroethene 1.5			Trichlorofluoromethane 860			1,2,4-Trimethylbenzene			1,3,5-Trimethylbenzene			2,2,4-Trimethylpentane			Vinyl chloride 0.29			m,p-Xylene 130			o-Xylenes 120		
				Result	Lab	URS	Result	Lab	URS	Result	Lab	URS	Result	Lab	URS	Result	Lab	URS	Result	Lab	URS	Result	Lab	URS	Result	Lab	URS	Result	Lab	URS
VMP-7	5 ft	VMP-7-5	11/9/2009	<0.006	U		<0.006	U		<0.006	U		<0.005	U		<0.005	U		0.21			<0.003	U		0.0079			<0.005	U	
		VMP-7-5-082610	8/26/2010	<0.0072	U		<0.0071	U		0.0016	J		<0.0065	U		<0.0065	U		0.034			<0.0034	U		0.00071	J		<0.0057	U	
		VMP-7-5-111910	11/19/2010	<0.0065	U		0.0036	J		<0.0067	U		<0.0058	U		<0.0058	U		0.14			<0.003	U		<0.0052	U		<0.0052	U	
		VMP-7-5-020711	2/7/2011	<0.007	U		0.0039	J		0.0018	J		<0.0063	U		<0.0063	U		0.084			<0.0033	U		0.00082	J		<0.0056	U	
		VMP-7-5-040711	4/7/2011	<0.0099	U		0.0032	J		<0.01	U		<0.0089	U		<0.0089	U		0.01			<0.0046	U		<0.0079	U		<0.0079	U	
		VMP-7-5-080211	8/2/2011	<0.98	U		<0.97	U		<1	U		<0.89	U		<0.89	U		710			<0.46	U		<0.78	U		<0.78	U	
		VMP-7-5-111011	11/10/2011	<0.0047	U		<0.0046	U		<0.0048	U		<0.0042	J	U	<0.0042	U		<0.004	U		<0.0022	U		<0.0037	J	U	<0.0037	U	
		VMP-7-5-111011-DUP	11/10/2011	<0.0044	U		<0.0043	U		<0.0045	U		0.0008	J		<0.004	U		<0.0038	U		<0.002	U		0.0011	J		<0.0035	U	
		VMP-7-5-013112	1/31/2012	<0.0048	U		<0.0047	U		<0.0049	U		<0.0043	U		<0.0043	J	U	0.00086	J		<0.0022	U		0.0032	J		0.001	J	
		VMP-7-5-041212	4/12/2012	<0.0052	U		<0.0051	U		0.0014	J		0.0022	J		<0.0047	J	U	0.0048			<0.0024	U		0.0097			0.0028	J	
		VMP-7-5-073112	7/31/2012	<0.013	U		<0.013	U		<0.014	U		0.0017	J		<0.012	U		3			<0.0063	U		0.0098	J		0.0031	J	
	13.5 ft	VMP-7-13.5	11/9/2009	<0.049	U		<0.048	U		<0.05	U		<0.044	U		<0.044	U		22	E	J	<0.023	U		<0.039	U		<0.039	U	
		VMP-7-13.5-082610	8/26/2010	<0.16	U		<0.16	U		<0.16	U		<0.14	U		<0.14	U		240	E	J	<0.074	U		<0.12	U		<0.12	U	
		VMP-7-13.5-111910	11/19/2010	<1.1	U		1.9		J	<1.1	U		<0.99	U		<0.99	U		450			<0.52	U		<0.87	U		<0.87	U	
		VMP-7-13.5-020711	2/7/2011	<0.0067	U		0.0023	J		<0.0069	U		<0.0061	U		<0.0061	U		0.034			<0.0032	U		<0.0054	U		<0.0054	U	
		VMP-7-13.5-040711	4/7/2011	<0.012	U		0.0038	J		<0.012	U		<0.011	U		<0.011	U		0.017			<0.0055	U		<0.0094	U		<0.0094	U	
		VMP-7-13.5-080311	8/3/2011	<1.3	U		<1.3	U		<1.4	U		<1.2	U		<1.2	U		610			<0.62	U		<1	U		<1	U	
		VMP-7-13.5-111011	11/10/2011	<0.0043	U		<0.0042	U		<0.0044	U		0.0052			0.0011	J		2.9			<0.002	U		0.0058			0.00072	J	
		VMP-7-13.5-013112	1/31/2012	<0.061	U		<0.06	U		<0.063	U		<0.22	U		<0.055	U		33		J	<0.029	U		<0.049	U		<0.049	U	
		VMP-7-13.5-013112-DUP	1/31/2012	<0.062	U		<0.062	U		<0.064	U		<0.22	U		<0.056	U		32		J	<0.029	U		<0.05	U		<0.05	U	
		VMP-7-13.5-041212	4/12/2012	<0.005	U		<0.0049	U		0.0013	J		0.0018	J		<0.0045	U		0.029			<0.0023	U		0.0058			0.0018	J	
		VMP-7-13.5-041212-DUP	4/12/2012	<0.0053	U		<0.0052	U		0.0011	J		0.0016	J		<0.0047	U		0.015			<0.0025	U		0.0058			0.002	J	
		VMP-7-13.5-072012	7/20/2012	<0.0051	U		<0.005	U		0.0013	J		0.0028	J		<0.0046	U		0.0018	J		<0.0024	U		0.0074			0.0019	J	
	29.5 ft	VMP-7-29.5	11/9/2009	<1	U		<1	U		<1.1	U		<0.94	U		<0.94	U		1200	E	J	<0.49	U		2.2		J	<0.83	U	
		VMP - 7 - 29.5 - 083110	8/31/2010	<2.2	U		<2.2	U		<2.3	U		<2	U		<2	U		1300		J	<1	U		1.6	J	J	<1.8	U	
		VMP-7-29.5-111910	11/19/2010	<3.4	U		<3.3	U		<3.5	U		<3	U		<3	U		1100		J	<1.6	U		0.91	J	J	<2.7	U	
		VMP-7-29.5-020711	2/7/2011	<3.5	U		<3.5	U		<3.6	U		<3.2	U		<3.2	U		1100			<1.6	U		1.8	J		<2.8	U	
		VMP-7-29.5-040711	4/7/2011	<0.85	U		<0.84	U		<0.88	U		<0.77	U		<0.77	U		550		J	<0.4	U		0.77		J	<0.68	U	
		VMP-7-29.5-080311	8/3/2011	<2	U		<2	U		<2.1	U		<1.8	U		<1.8	U		950			<0.94	U		0.36	J		<1.6	U	
		VMP-7-29.5-111111	11/11/2011	<4	U		<3.9	U		<4.1	U		4.1			1.4	J		720			<1.8	U		12			2.7	J	
		VMP-7-29.5-020112	2/1/2012	<0.8	U		<0.78	U		<0.82	U		<2.9	U	UJ	<0.72	U		560		J	<0.37	U		<0.63	U		<0.63	U	
		VMP-7-29.5-041312	4/13/2012	<0.005	U		<0.0049	U		0.0011	J		0.0072			0.0018	J		0.71			<0.0023	U		0.0073			0.0038	J	
		VMP-7-29.5-072012	7/20/2012	<0.0051	U		<0.005	U		0.0012	J		0.0032	J		<0.0046	U		0.031			<0.0024	U		0.0073			0.0026	J	
		VMP-7-29.5-072012-Dup	7/20/2012	<0.0051	U		<0.005	U		0.0013	J		0.0035	J		0.00098	J		0.029			<0.0024	U		0.0081			0.0033	J	
	38 ft	VMP-7-38	11/9/2009	<0.36	U		<0.35	U		<0.37	U		<0.32	U		<0.32	U		410	E	J	<0.17	U		1		J	<0.29	U	
		VMP-7-38-020711	2/7/2011	<4.7	U		<4.6	U		<4.9	U		<4.2	U		<4.2	U		920			<2.2	U		1.1	J		<3.8	U	
		VMP-7-38-040711	4/7/2011	<1.2	U		<1.2	U		<1.2	U		<1.1	U		<1.1	U		720		J	<0.56	U		0.42	J	J	<0.96	U	
		VMP-7-38-020112	2/1/2012	<1.1	U		<1.1	U		<1.2	U		<4.1	U	UJ	<1	U		630		J	<0.54	U		<0.91	U		<0.91	U	
		VMP-7-38-042512	4/25/2012	<0.005	U		<0.0049	U		0.0012	J		<0.0045	J	U	<0.0045	J	U	0.32		J	<0.0023	U		0.01			0.0032	J	
		VMP-7-38-042512-Dup	4/25/2012	<0.005	U		<0.0049	J	U	0.0015	J		<0.0045	J	U	<0.0045	J	U	0.23		J	<0.0023	U		0.009			0.0031	J	
VMP-8	5 ft	VMP-8-5	11/10/2009	<0.006	U		<0.006	U		<0.006	U		<0.005	U		<0.005	U		0.031			<0.003	U		<0.005	U		<0.005	U	
		VMP - 8 - 5 - 083010	8/30/2010	0.0009	J		0.0027	J		0.0013	J		0.0015	J		<0.0066	U		0.011			<0.0034	U		0.0014	J		<0.0058	U	
		VMP-8-5-111810	11/17/2010	<0.0064	U		<0.0063	J	U	0.0013	J		<0.0057	J	U	<0.0057	U		0.00032	J		<0.003	U		<0.005	J	U	<0.005	U	
		VMP-8-5-021011	2/10/2011	<0.0067	U		<0.0066	U		<0.0069	U		<0.0061	U		<0.0061	U		0.027			<0.0032	U		<0.0054	U		<0.0054	U	
		VMP-8-5-040711	4/7/2011	<0.0075	U		0.003	J		0.0011	J		<0.0068	U		<0.0068	U		0.003	J		<0.0035	U		0.0018	J		<0.006	U	
		VMP-8-5-072711	7/27/2011	<0.0081	U		<0.008	U		<0.0083	U		0.004	J		0.0013	J		0.011			<0.0038	U		0.0064			0.002	J	
		VMP-8-5-110311	11/3/2011	<0.0047	U		<0.0046	U		0.0012	J		0.00078	J		<0.0042	U		0.0024	J		<0.0022	U		0.0076			0.0015	J	
		VMP-8-5-012312	1/23/2012	<0.0058	U		<0.0057	U		0.0014	J		<0.0052	U		<0.0052	U		0.006			<0.0027	U		0.0013	J		<0.0046	U	
		VMP-8-5-041012	4/10/2012	<0.0052	U		0.0012	J		<0.0054	U		0.0015	J		<0.0047	U		0.045			<0.0024	U		0.0026	J		0.00069	J	
		VMP-8-5-071312	7/13/2012	<0.0044	U		<0.0043	U		<0.0045	U		0.0014	J	U	<0.004	U		<0.0038	U		<0.002	U		0.00066	J	U	<0.0035	U	
		VMP-8-5-073112	7/31/2012	<0.0056	U		<0.0055	U		0.0011	J		0.0019	J		<0.0051	U		0.11			<0.0026	U		0.012			0.0034	J	
	9.5 ft	VMP-8-9.5	11/10/2009	<0.006	U		<0.006	U		<0.006	U		<0.005	U		<0.005	U		<0.005	U		<0.002	U		<0.004	U		<0.004	U	
		VMP - 8 - 9.5 - 083010	8/30/2010	0.00075	J		0.0027	J		0.0014	J		0.00098	J		<0.0059	U		0.0024	J		<0.0031	U		0.0013	J		<0.0052	U	
		VMP - 8 - 9.5 - 083010-DUP	8/30/2010	0.00084	J		0.0019	J		0.0017	J		0.00079	J		<0.0061	U		0.0016	J		<0.0032	U		<0.0054	U		<0.0054	U	
		VMP-8-9.5-111810	11/17/2010	<0.0066	U		<0.0065	J	U	0.0011	J		<0.0059	U		<0.0059	U		0.0034	J		<0.0031	U		<0.0052	U		<0.0052	U	
		VMP-8-9.5-021011	2/10/2011	<0.0069	U		<0.0068	U		0.0013	J		<0.0062	U		<0.0062	U		0.0077			<0.0032	U		<0.0055	U		<0.0055	U	
		VMP-8-9.5-040711	4/7/2011	<0.0075	U		0.0036	J		<0.0078	U		<0.0068	U		<0.0068	U		0.0028	J		<0.0035	U		0.00063	J		<0.006	U	
		VMP-8-9.5-072711	7/27/2011	<0.0058	U		<0.0057	U		0.0014	J		0.0035	J		0.0011	J		0.0083			<0.0027	U		0.0079			0.0024	J	
		VMP-8-9.5-110311	11/3/2011	<0.0046	U		<0.0045	U		0.0012	J		0.0025	J		0.00057	J		0.0022	J		<0.0021	U		0.012			0.0027	J	
		VMP-8-9.5-012312	1/23/2012	<0.0055	U		0.027			0.0012	J		<0.005	U		<0.005	U		0.0069			<0.0026	U		0.0032	J		0.001	J	
		VMP-8-9.5-041012	4/10/2012	<0.0052	U		0.0014	J		<0.0054	U		<0.0047	U		<0.0047	U		0.056			<0.0024	U		0.00097	J		<0.0041	U	
		VMP-8-9.5-071312	7/13/2012	<0.0051	U		<0.005	U		0.0013	J		<0.0046	U		<0.0046	U		<0.0044	U		<0.0024	U		<0.0041	U		<0.0041	U	
		VMP-8-9.5-071312-Dup	7/13/2012	<0.0049	U		<0.0048	U		0.00099	J		<0.0044	U		<0.0044	U		<0.0042	U		<0.0023	U		<0.0039	U		<0.0039	U	
	23.5 ft	VMP-8-23.5	11/10/2009	<0.006	U		<0.006	U		<0.006	U		<0.005	U		<0.005	U		<0.005	U		<0.003	U		<0.005	U		<0.005	U	
		VMP - 8 - 23.5 - 083010	8/30/2010	0.001	J		0.002	J		0.0017	J		<0.0065	U		<0.0065	U		0.0073			<0.0034	U		<0.0057	U		<0.0057	U	
		VMP-8-23.5-111910	11/19/2010	<0.0069	U		0.0064	J		<0.0071	U		<0.0062	U		<0.0062	U		0.0061			<0.0032	U		0.001	J		<0.0055	U	
		VMP-8-23.5-021011	2/10/2011	<0.0073	U		<0.0072	U		0.0013	J		<0.0066	U		<0.0066	U		0.018			<0.0034	U		<0.0058	U		<0.0058	U	
		VMP-8-23.5-040711	4/7/2011	<0.0069	U		0.003	J		0.00098	J		<0.0062	U		<0.0062	U		0.0023	J		<0.0032	U		0.0012	J		<0.0055	U	
		VMP-8-23.5-040711-DUP	4/7/2011	0.0025	J		0.006	J		<0.011	U		<0.0098	U		<0.0098	U		0.0018	J		<0.0051	U		0.001	J		<0.0087	U	
		VMP-8-23.5-081011	8/10/2011	<0.0072	U		<0.0071	U		0.0014	J		0.0024	J		<0.0065	J	U	0.031			<0.0034	U		0.0055	J		0.0016	J	
		VMP-8-23.5-110611	11/6/2011	<0.0052	U		<0.0051	U		0.0012	J		<0.0047	U		<0.0047	U		0.001	J		<0.0024	U		0.0026	J		0.00092	J	
		VMP-8-23.5-012312	1/23/2012	<0.0058	U		<0.0057	U		0.0014	J		<0.0052	U		<0.0052	U		0.0037	J		<0.0027	U		0.0033	J		0.00092	J	
		VMP-8-23.5-041012	4/10/2012	<0.0051	U		<0.005	U		<0.0052	U		0.00075	J		<0.0046	U		0.066			<0.0024	U		0.0011	J		<0.0041	U	
		VMP-8-23.5-071312	7/13/2012	<0.0056	U		<0.0055	U		0.0012	J		<0.0051	U		<0.0051	U		<0.0048	U		<0.0026	U		<0.0045	U		<0.0045	U	

SEE PAGES 50 THROUGH 56 OF TABLE FOR NOTES

TABLE 3
CUMULATIVE SUMMARY OF SOIL VAPOR ANALYTICAL DETECTIONS AND SCREENING RESULTS: VILLAGE - VOCS

Location	Depth	Sample ID	Sample Date	Acetone 750000			alpha-Chlorotoluene			Benzene 0.37			Bromodichloromethane 450000			Bromoform 11			Bromomethane 6.9			1,3-Butadiene			Butane			2-Butanone 6400		
				Result	Lab	URS	Result	Lab	URS	Result	Lab	URS	Result	Lab	URS	Result	Lab	URS	Result	Lab	URS	Result	Lab	URS	Result	Lab	URS	Result	Lab	URS
VMP-9	5 ft	VMP-9-5	11/11/2009	0.012			<0.005	U		<0.003	U		<0.007	U		<0.012	U		<0.004	U		<0.002	U					0.0035		
		VMP-9-5-082610	8/26/2010	0.029			<0.0059	U		0.0088			<0.0076	U		<0.012	U		<0.0044	U		<0.0025	U					0.0053		
		VMP-9-5-111910	11/19/2010	0.014			<0.0062	U		<0.0038	U		<0.008	U		<0.012	U		<0.0046	U		<0.0026	U					<0.0035	U	
		VMP-9-5-020811	2/8/2011	0.013			<0.0057	U		<0.0035	U		<0.0074	U		<0.011	U		<0.0043	U		<0.0024	U					0.0015	J	
		VMP-9-5-040611	4/6/2011	0.026	J		<0.016	U		0.11			<0.02	U		<0.031	U		<0.012	U		<0.0067	U		<0.029	U		0.0029	J	
		VMP-9-5-080211	8/2/2011	<0.56	U		<0.3	U		<0.19	U		<0.4	U		<0.61	U		<0.23	U		<0.13	U		0.23	J		<0.7	U	
		VMP-9-5-110411	11/4/2011	0.014			<0.0045	J	U	0.0021	J		<0.0059	U		<0.009	U		<0.0034	U		<0.0019	U		0.0059	J		0.0048	J	
		VMP-9-5-012612	1/26/2012	0.012			<0.0038	U		0.011			<0.005	U		<0.0077	U		<0.0029	U		<0.0016	U		0.11			0.0086	J	
		VMP-9-5-041112	4/11/2012	0.011	J		<0.0046	U		0.0075			<0.006	U		<0.0092	U		<0.035	U		<0.002	U		<0.0085	U		0.0014	J	
		VMP-9-5-071312	7/13/2012	0.074			<0.0049	U	UJ	0.067			<0.0064	U		<0.0099	U		<0.037	U		<0.0021	U		0.0055	J		0.024		
	11.5 ft	VMP-9-11.5	11/11/2009	0.017			<0.007	U		<0.004	U		<0.009	U		<0.014	U		<0.005	U		<0.003	U					0.0045		
		VMP-9-11.5-082610	8/26/2010	<0.24	U		<0.13	U		0.16			<0.17	U		<0.26	U		<0.1	U		<0.057	U					<0.076	U	
		VMP-9-11.5-111910	11/19/2010	<0.71	U		<0.38	U		0.11	J		<0.5	U		<0.77	U		<0.29	U		<0.16	U					<0.22	U	
		VMP-9-11.5-020911	2/9/2011	0.0074	J		<0.007	U		<0.0043	U		<0.009	U		<0.014	U		<0.0052	U		<0.003	U					<0.004	U	
		VMP-9-11.5-020911-DUP	2/9/2011	0.0088	J		<0.0054	U		<0.0033	U		<0.007	U		<0.011	U		<0.004	U		<0.0023	U					<0.0031	U	
		VMP-9-11.5-040611	4/6/2011	0.026	J		<0.02	U		0.025			<0.026	U		<0.041	U		<0.015	U		<0.0087	U		0.009	J		0.0044	J	
		VMP-9-11.5-080211	8/2/2011	<0.84	U		<0.46	U		0.48			<0.59	U		<0.91	U		<0.34	U		<0.19	U		4.8			<1	U	
		VMP-9-11.5-110411	11/4/2011	0.017			<0.0045	U		0.013			<0.0059	U		<0.009	U		<0.0034	U		<0.0019	U		0.061			0.0087	J	
		VMP-9-11.5-012612	1/26/2012	0.024			<0.004	U		0.0024	J		<0.0052	U		<0.008	U		<0.003	U		<0.0017	U		0.026			0.015		
		VMP-9-11.5-041112	4/11/2012	0.012	J		<0.0047	U		0.0074			0.0012	J		<0.0094	U		<0.036	U		<0.002	U		<0.0087	U		0.0026	J	
		VMP-9-11.5-071312	7/13/2012	0.089			<0.0053	U	UJ	0.017			<0.0069	U		<0.011	U		<0.04	U		<0.0023	U		<0.0098	U		0.023		
	25.5 ft	VMP-9-25.5	11/10/2009	<2.6	U		<1.4	U		12		J	<1.8	U		<2.8	U		<1.1	U		<0.61	U					<0.81	U	
		VMP-9-25.5-D	11/10/2009	<2.3	U		<1.3	U		4.9		J	<1.6	U		<2.6	U		<0.96	U		<0.55	U					<0.73	U	
		VMP-9-25.5-082610	8/26/2010	<1.9	U		<1	U		3.2			<1.4	U		<2.1	U		<0.78	U		<0.44	U					<0.59	U	
		VMP-9-25.5-082610-DUP	8/26/2010	<2	U		<1.1	U		3.3			<1.4	U		<2.2	U		<0.84	U		<0.48	U					<0.64	U	
		VMP-9-25.5-111910	11/19/2010	<2.2	U		<1.2	U		1.9			<1.5	U		<2.4	U		<0.89	U		<0.51	U					<0.68	U	
		VMP-9-25.5-020911	2/9/2011	<1.2	U		<0.65	U		0.079	J		<0.84	U		<1.3	U		<0.49	U		<0.28	U					<0.37	U	
		VMP-9-25.5-040811	4/8/2011	0.69			<0.33	U		0.82			<0.43	U		<0.66	U		<0.25	U		<0.14	U		2.4			<0.75	U	
		VMP-9-25.5-080211	8/2/2011	<1.3	U		<0.73	U		0.68		J	<0.94	U		<1.4	U		<0.55	U		<0.31	U		35		J	<1.7	U	
		VMP-9-25.5-110711	11/7/2011	1.4			<0.64	U		0.19	J		<0.83	U		0.18	J		<0.48	U		<0.28	U		4.4			1	J	
		VMP-9-25.5-110711-DUP	11/7/2011	1.6			<0.56	U		0.19	J		<0.72	U		0.13	J		<0.42	U		<0.24	U		6.1			1.3		
		VMP-9-25.5-012612	1/26/2012	<0.3	U		<0.67	U		0.24		J	<0.22	U		<1.3	U		<0.12	U		<0.071	U		10		J	<0.38	U	
		VMP-9-25.5-041112	4/11/2012	0.011	J		0.00074	J		0.0038			0.0022	J		<0.0094	U		<0.036	U		<0.002	U		<0.0087	U		0.0022	J	
		VMP-9-25.5-071312	7/13/2012	0.1			<0.0051	U		0.062			<0.0066	U		<0.01	U		<0.038	U	UJ	<0.0022	U		<0.0094	U		0.032		
		VMP-9-25.5-071312-Dup	7/13/2012	0.1			<0.0049	U		0.061			<0.0064	U		<0.0099	U		<0.037	U	UJ	<0.0021	U		<0.0091	U		0.032		
	38.5 ft	VMP-9-38.5	11/10/2009	<5.2	U		<2.8	U		1300		J	<3.7	U		<5.7	U		<2.1	U		<1.2	U					<1.6	U	
		VMP-9-38.5-020911	2/9/2011	<2	U		<1.1	U		0.89			<1.4	U		<2.2	U		<0.81	U		<0.46	U					<0.62	U	
		VMP-9-38.5-040811	4/8/2011	2.4	J		<1.4	U		4			<1.9	U		<2.9	U		<1.1	U		<0.62	U		39			<3.3	U	
		VMP-9-38.5-012612	1/26/2012	<0.4	U		<0.87	U		1.1		J	<0.28	U		<1.7	U		<0.16	U		<0.093	U		12		J	<0.5	U	
		VMP-9-38.5-041112	4/11/2012	0.019	J		<0.0042	U		0.01			0.0012	J		<0.0083	U		<0.031	U		<0.0018	U		<0.0076	U		0.0026	J	
		VMP-9-38.5-071312	7/13/2012	0.11			<0.0055	U		0.21			<0.0071	U		<0.011	U		0.0012	J	UJ	<0.0023	U		0.0066	J		0.041		
VMP-18	8.5 ft	VMP-18-8.5	6/18/2010	0.042			<0.007	U		0.0048			<0.009	U		<0.015	U		<0.005	U		<0.003	U					0.0044		
		VMP-18-8.5-090710	9/7/2010	0.013			<0.0067	J	U	0.093			0.0027	J		<0.013	U		<0.005	J	U	<0.0028	U					0.0032	J	
		VMP-18-8.5-111910	11/19/2010	0.0077	J		<0.0056	U		<0.0034	U		<0.0072	U		<0.011	U		<0.0042	U		<0.0024	U					0.0013	J	
		VMP-18-8.5-020711	2/7/2011	0.18		J	<0.0062	U		0.0024	J		<0.008	U		<0.012	U		<0.0046	U		<0.0026	U					0.0049		
		VMP-18-8.5-020711-DUP	2/7/2011	0.012		J	<0.0059	U		0.0013	J		<0.0077	U		<0.012	U		<0.0044	U		<0.0025	U					0.0016	J	
		VMP-18-8.5-040711	4/7/2011	0.015			<0.0066	J	U	0.084			<0.0086	U		<0.013	U		<0.005	U		<0.0028	U		0.0069	J		0.0023	J	
		VMP-18-8.5-072811	7/28/2011	0.075			<0.0071	U		0.096			<0.0092	U		<0.014	U		<0.0054	U		<0.003	U		<0.013	U		0.025		
		VMP-18-8.5-110711	11/7/2011	0.015			<0.0046	U		0.00097	J		<0.006	U		<0.0092	U		<0.0035	U		<0.002	U		<0.0085	U		0.0065	J	
		VMP-18-8.5-012312	1/23/2012	0.0081	J		<0.005	U		0.0012	J		<0.0065	U		<0.01	U		<0.0038	U		<0.0021	U		<0.0092	U		0.007	J	
		VMP-18-8.5-041012	4/10/2012	0.056			<0.0052	U		0.039			<0.0067	U		<0.01	U		<0.039	U		<0.0022	U		0.0047	J		0.071		
		VMP-18-8.5-071212	7/12/2012	0.079			<0.0051	U	UJ	0.12			<0.0066	U		<0.01	U		<0.038	U		<0.0022	U		0.0046	J		0.032		
VMP-19	5 ft	VMP-19-5	6/18/2010	0.042			<0.007	U		0.02			<0.009	U		<0.014	U		<0.005	U		<0.003	U					0.0054		
		VMP-19-5-090110	9/1/2010	0.044			<0.0067	U		0.019			<0.0086	U		<0.013	U		<0.005	U		<0.0028	U					0.013		
		VMP-19-5-111510	11/15/2010	0.02			<0.0071	U		0.0092			<0.0092	U		<0.014	U		<0.0054	J	U	<0.003	U					0.0013	J	
		VMP-19-5-020411	2/4/2011	0.0091	J		<0.0063	J	U	0.015			<0.0081	U		<0.012	U		<0.0047	U		<0.0027	U					<0.0036	U	
		VMP-19-5-040711	4/7/2011	0.01	J		<0.007	U		0.76			<0.009	U		<0.014	U		<0.0052	U		<0.003	U		0.0052	J		0.0017	J	
		VMP-19-5-080911	8/9/2011	0.07		J	<0.0077	J	U	0.48			<0.0099	U		<0.015	J	U	<0.0057	U		<0.0033	U		0.068		J	0.017	J	
		VMP-19-5-080911-DUP	8/9/2011	0.054		J	<0.0073	J	U	0.41			<0.0094	U		<0.014	U		<0.0055	U		<0.0031	U		0.043		J	0.018		
		VMP-19-5-110811	11/8/2011	0.018			<0.0051	U		0.0066			<0.0066	U		<0.01	U		<0.0038	U		<0.0022	U		0.015			0.0036	J	
		VMP-19-5-012612	1/26/2012	0.0089			<0.0044	U		0.001	J		<0.0057	U		<0.0088	U		<0.0033	U		<0.0019	U		0.0061	J		0.0012	J	
		VMP-19-5-041012	4/10/2012	0.031			<0.0051	U		0.028			<0.0066	U		<0.01	U		<0.038	U		<0.0022	U		0.0037	J		0.06		
		VMP-19-5-071112	7/11/2012	0.085			<0.0058	U	UJ	0.082			<0.0075	U		<0.012	U		<0.043	U		<0.0025	U		<0.011	U		0.03		

SEE PAGES 50 THROUGH 56 OF TABLE FOR NOTES

TABLE 3
CUMULATIVE SUMMARY OF SOIL VAPOR ANALYTICAL DETECTIONS AND SCREENING RESULTS: VILLAGE - VOCS

Location	Depth	Sample ID	Sample Date	Carbon disulfide 780			Carbon tetrachloride 0.21			Chlorobenzene 69			Chlorodibromomethane 57000			Chloroethane			Chloroform 0.11			Chloromethane			Cyclohexane			1,2-Dibromoethane 0.011		
				Result	Lab	URS	Result	Lab	URS	Result	Lab	URS	Result	Lab	URS	Result	Lab	URS	Result	Lab	URS	Result	Lab	URS	Result	Lab	URS	Result	Lab	URS
VMP-9	5 ft	VMP-9-5	11/11/2009	<0.003	U		<0.007	U		<0.005	U		<0.009	U		<0.003	U		<0.005	U		<0.009	U		<0.003	U		<0.008	U	
		VMP-9-5-082610	8/26/2010	0.0019	J		<0.0072	U		<0.0052	U		<0.0097	U		<0.003	U		<0.0056	U		<0.0094	U		0.011			<0.0088	U	
		VMP-9-5-111910	11/19/2010	<0.0037	U		<0.0075	U		<0.0055	U		<0.01	U		<0.0031	U		<0.0058	U		<0.0098	U		<0.0041	U		<0.0091	U	
		VMP-9-5-020811	2/8/2011	<0.0034	U		<0.0069	U		<0.0051	U		<0.0094	U		<0.0029	U		<0.0054	U		<0.0091	U		0.00097	J		<0.0084	U	
		VMP-9-5-040611	4/6/2011	<0.038	J	U	<0.019	U		<0.014	U		<0.026	U		<0.032	U		<0.015	U		<0.025	U		<0.01	U		<0.023	U	
		VMP-9-5-080211	8/2/2011	<0.73	U		<0.37	U		<0.27	U		<0.5	U		<0.62	U		<0.29	U		<0.49	U		0.14	J		<0.45	U	
		VMP-9-5-110411	11/4/2011	<0.011	J	U	<0.0055	U		<0.004	U		<0.0074	U		<0.0092	U		<0.0043	U		0.0016	J		<0.003	U		<0.0067	J	U
		VMP-9-5-012612	1/26/2012	0.001	J		<0.0047	U		<0.0034	J	U	<0.0063	U		<0.0079	U		<0.0036	U		<0.0062	U		0.01			<0.0057	U	
		VMP-9-5-041112	4/11/2012	<0.011	U		<0.0056	U		<0.0041	U		<0.0076	U		<0.0094	U		<0.0044	U		<0.018	U		0.0084			<0.0069	U	
		VMP-9-5-071312	7/13/2012	<0.012	U		<0.006	U		<0.0044	U		<0.0081	U		<0.01	U		<0.0047	U		<0.02	U		<0.0033	U		<0.0073	U	
	11.5 ft	VMP-9-11.5	11/11/2009	<0.004	U		<0.008	U		<0.006	U		<0.012	U		<0.003	U		<0.006	U		<0.011	U		<0.004	U		<0.011	U	
		VMP-9-11.5-082610	8/26/2010	<0.08	U		<0.16	U		<0.12	U		<0.22	U		<0.068	U		<0.12	U		<0.21	U		1.2			<0.2	U	
		VMP-9-11.5-111910	11/19/2010	<0.23	U		<0.47	U		<0.34	U		<0.63	U		<0.2	U		<0.36	U		<0.62	U		<0.26	U		<0.57	U	
		VMP-9-11.5-020911	2/9/2011	<0.0042	U		<0.0085	U		<0.0062	U		<0.011	U		<0.0035	U		<0.0066	U		<0.011	U		<0.0046	U		<0.01	U	
		VMP-9-11.5-020911-DUP	2/9/2011	<0.0032	U		<0.0066	U		<0.0048	U		<0.0089	U		<0.0028	U		<0.0051	U		<0.0086	U		0.0021	J		<0.008	U	
		VMP-9-11.5-040611	4/6/2011	<0.049	J	U	<0.025	U		<0.018	U		<0.034	U		<0.042	U		<0.019	U		<0.032	U		0.0033	J		<0.03	U	
		VMP-9-11.5-080211	8/2/2011	<0.27	U		<0.55	U		<0.4	U		<0.75	U		<0.93	U		<0.43	U		<0.73	U		2.5			<0.68	U	
		VMP-9-11.5-110411	11/4/2011	<0.011	J	U	<0.0055	U		<0.004	U		<0.0074	U		<0.0092	U		<0.0043	U		<0.0072	U		0.0018	J		<0.0067	U	
		VMP-9-11.5-012612	1/26/2012	<0.0096	J	U	<0.0049	U		0.0019	J		<0.0066	U		<0.0082	U		<0.0038	U		<0.0064	U		0.00079	J		<0.006	J	U
		VMP-9-11.5-041112	4/11/2012	<0.011	U		<0.0058	U		<0.0042	U		<0.0078	U		<0.0096	U		0.0025	J		<0.019	U		0.0072			<0.007	U	
		VMP-9-11.5-071312	7/13/2012	<0.013	U		<0.0065	U		<0.0047	U		<0.0088	U		<0.011	U		0.009			<0.021	U		0.00079	J		<0.0079	U	
	25.5 ft	VMP-9-25.5	11/10/2009	<0.86	U		<1.7	U		<1.3	U		<2.3	U		<0.72	U		<1.3	U		<2.3	U		54		J	<2.1	U	
		VMP-9-25.5-D	11/10/2009	<0.77	U		<1.6	U		<1.1	U		<2.1	U		<0.65	U		<1.2	U		<2	U		52		J	<1.9	U	
		VMP-9-25.5-082610	8/26/2010	<0.63	U		<1.3	U		<0.93	U		<1.7	U		<0.53	U		<0.98	U		<1.7	U		31			<1.5	U	
		VMP-9-25.5-082610-DUP	8/26/2010	<0.67	U		<1.4	U		<0.99	U		<1.8	U		<0.57	U		<1	U		<1.8	U		32			<1.6	U	
		VMP-9-25.5-111910	11/19/2010	<0.72	U		<1.4	U		<1	U		<2	U		<0.61	U		<1.1	U		<1.9	U		20			<1.8	U	
		VMP-9-25.5-020911	2/9/2011	<0.39	U		<0.79	U		<0.58	U		<1.1	U		<0.33	U		<0.62	U		<1	U		3			<0.97	U	
		VMP-9-25.5-040811	4/8/2011	0.42	J		<0.4	U		<0.29	U		<0.54	U		0.26	J		<0.31	U		<0.53	U		0.88			<0.49	U	
		VMP-9-25.5-080211	8/2/2011	<0.44	U		<0.89	U		<0.65	U		<1.2	U		<1.5	U		<0.69	U		<1.2	U		32		J	<1.1	U	
		VMP-9-25.5-110711	11/7/2011	1.1	J		<0.78	U		0.35	J		<1.1	U		<1.3	U		<0.61	U		<1	U		1.8			<0.96	U	
		VMP-9-25.5-110711-DUP	11/7/2011	1.3	J		<0.68	U		0.31	J		<0.92	U		<1.1	U		<0.52	U		<0.89	U		1.7			<0.83	U	
		VMP-9-25.5-012612	1/26/2012	<0.1	U		<0.2	U		<0.15	U		<0.27	U		<0.34	U		<0.16	U		<0.26	U		4.3		J	<0.25	U	
		VMP-9-25.5-041112	4/11/2012	0.002	J	J	<0.0058	U		<0.0042	U		<0.0078	U		<0.0096	U		0.0009	J		<0.019	U		0.0055			<0.007	U	
		VMP-9-25.5-071312	7/13/2012	0.0051	J	U	<0.0062	U		0.0043	J	U	<0.0084	U		<0.01	U		0.0068			<0.02	U		0.0019	J	U	<0.0076	U	
		VMP-9-25.5-071312-Dup	7/13/2012	0.0046	J	U	<0.006	U		0.0038	J	U	<0.0081	U		<0.01	U		0.0058			<0.02	U		0.0008	J	U	<0.0073	U	
	38.5 ft	VMP-9-38.5	11/10/2009	<1.7	U		<3.5	U		<2.5	U		<4.7	U		<1.4	U		<2.7	U		<4.5	U		110		J	<4.2	U	
		VMP-9-38.5-020911	2/9/2011	<0.65	U		<1.3	U		<0.96	U		<1.8	U		<0.55	U		<1	U		<1.7	U		18			<1.6	U	
		VMP-9-38.5-040811	4/8/2011	1.8	J		<1.7	U		<1.3	U		<2.4	U		0.73	J		<1.4	U		<2.3	U		23			<2.1	U	
		VMP-9-38.5-012612	1/26/2012	<0.13	U		<0.26	U		<0.19	U		<0.36	U		<0.44	U		<0.2	U		<0.35	U		9.8		J	<0.32	U	
		VMP-9-38.5-041112	4/11/2012	0.0038	J	J	<0.0051	U		<0.0037	U		<0.0068	U		<0.0085	U		0.0015	J		<0.017	U		0.0056			<0.0062	U	
		VMP-9-38.5-071312	7/13/2012	0.0049	J	U	<0.0067	U		0.004	J	U	<0.009	U		<0.011	U		0.0073			<0.022	U		0.00057	J	U	<0.0081	U	
VMP-18	8.5 ft	VMP-18-8.5	6/18/2010	<0.004	J	U	<0.009	U		<0.006	U		<0.012	U		<0.003	U		<0.007	U		<0.012	U		<0.005	U		<0.011	U	
		VMP-18-8.5-090710	9/7/2010	0.0069			0.0012	J		<0.0059	U		<0.011	U		<0.0034	U		0.00097	J		<0.011	U		0.0063			<0.0099	U	
		VMP-18-8.5-111910	11/19/2010	<0.0034	U		<0.0068	U		<0.005	U		<0.0092	U		<0.0028	U		<0.0053	U		<0.0089	U		0.0041			<0.0083	U	
		VMP-18-8.5-020711	2/7/2011	<0.0037	J	U	<0.0075	U		<0.0055	U		<0.01	U		<0.0031	U		<0.0058	U		<0.0098	U		0.022		J	<0.0091	U	
		VMP-18-8.5-020711-DUP	2/7/2011	<0.0036	U		<0.0072	U		<0.0053	U		<0.0098	U		<0.003	U		<0.0056	U		<0.0094	U		0.0092		J	<0.0088	U	
		VMP-18-8.5-040711	4/7/2011	<0.016	J	U	<0.0081	U		<0.0059	J	U	0.0023	J		<0.014	U		<0.0063	U		<0.011	U		0.0062			<0.0099	U	
		VMP-18-8.5-072811	7/28/2011	<0.017	U		<0.0087	U		<0.0064	U		<0.012	U		<0.014	U		<0.0067	U		<0.011	U		<0.0048	U		<0.011	U	
		VMP-18-8.5-110711	11/7/2011	<0.011	U		<0.0056	U		<0.0041	U		<0.0076	U		<0.0094	U		<0.0044	U		<0.0074	U		<0.0031	U		<0.0069	U	
		VMP-18-8.5-012312	1/23/2012	<0.012	J	U	<0.0061	U		<0.0045	J	U	<0.0083	U		<0.01	U		<0.0047	U		<0.008	U		<0.0033	U		<0.0074	U	
		VMP-18-8.5-041012	4/10/2012	<0.012	U		<0.0063	U		<0.0046	U		<0.0086	U		<0.011	U		<0.0049	U		<0.021	U		0.0099			<0.0077	U	
		VMP-18-8.5-071212	7/12/2012	<0.012	U		<0.0062	U		<0.0045	U		<0.0083	U		<0.01	U		<0.0048	U		<0.02	U		0.0025	J		<0.0075	U	
VMP-19	5 ft	VMP-19-5	6/18/2010	<0.004	J	U	<0.008	U		<0.006	U		<0.012	U		<0.003	U		0.00085	J		<0.011	U		0.0025	J		<0.01	U	
		VMP-19-5-090110	9/1/2010	<0.004	J	U	<0.0081	U		<0.0059	J	U	<0.011	U		<0.0034	U		0.00094	J		<0.011	U		0.049			<0.0099	U	
		VMP-19-5-111510	11/15/2010	0.0013	J		<0.0087	U		<0.0064	U		<0.012	U		<0.0036	U		<0.0067	U		<0.011	U		0.0012	J		<0.011	U	
		VMP-19-5-020411	2/4/2011	<0.0038	J	U	<0.0076	U		<0.0056	U		<0.01	U		<0.0032	U		<0.0059	U		<0.01	U		0.0065			<0.0093	J	U
		VMP-19-5-040711	4/7/2011	0.0013	J		<0.0085	U		0.00072	J		<0.012	U		<0.014	U		<0.0066	U		<0.011	U		0.0043	J		0.0012	J	
		VMP-19-5-080911	8/9/2011	<0.018	J	U	<0.0093	U		<0.0068	J	U	<0.013	U		<0.016	U		<0.0072	U		<0.012	U		0.05		J	<0.011	J	U
		VMP-19-5-080911-DUP	8/9/2011	<0.018	J	U	<0.0089	U		<0.0065	J	U	<0.012	U		<0.015	U		<0.0069	U		<0.012	U		0.035		J	<0.011	J	U
		VMP-19-5-110811	11/8/2011	<0.012	U		<0.0062	U		<0.0045	U		<0.0083	U		<0.01	U		<0.0048	U		<0.0081	U		<0.0034	U		<0.0075	U	
		VMP-19-5-012612	1/26/2012	<0.011	U		<0.0054	U		<0.0039	U		<0.0073	U		<0.009	U		<0.0042	U		<0.0071	U		<0.0029	U		<0.0066	U	
		VMP-19-5-041012	4/10/2012	<0.012	U		<0.0062	U		<0.0045	U		<0.0083	U		<0.01	U		<0.0048	U		<0.02	U		0.0046			<0.0075	U	
		VMP-19-5-071112	7/11/2012	<0.014	U		<0.007	U		<0.0051	U		<0.0095	U		<0.012	U		<0.0054	U		<0.023	U		<0.0038	U		<0.0086	U	

SEE PAGES 50 THROUGH 56 OF TABLE FOR NOTES

TABLE 3
CUMULATIVE SUMMARY OF SOIL VAPOR ANALYTICAL DETECTIONS AND SCREENING RESULTS: VILLAGE - VOCS

Location	Depth	Sample ID	Sample Date	1,2-Dichlorobenzene			1,3-Dichlorobenzene			1,4-Dichlorobenzene			Dichlorodifluoromethane			1,1-Dichloroethane			1,2-Dichloroethane			1,1-Dichloroethene			cis-1,2-Dichloroethene			trans-1,2-Dichloroethene		
				290						1200						690			0.099			240			1100000			85		
				Result	Lab	URS	Result	Lab	URS	Result	Lab	URS	Result	Lab	URS	Result	Lab	URS	Result	Lab	URS	Result	Lab	URS	Result	Lab	URS	Result	Lab	URS
VMP-9	5 ft	VMP-9-5	11/11/2009	<0.006	U		<0.006	U		<0.006	U		<0.005	U		<0.004	U		<0.004	U		<0.004	U		<0.004	U		<0.004	U	
		VMP-9-5-082610	8/26/2010	<0.0068	U		<0.0068	U		<0.0068	U		0.003	J		<0.0046	U		<0.0046	U		<0.0045	U		<0.0045	U		<0.0045	U	
		VMP-9-5-111910	11/19/2010	<0.0072	U		<0.0072	U		<0.0072	U		<0.0059	U		<0.0048	U		<0.0048	U		<0.0047	U		<0.0047	U		<0.0047	U	
		VMP-9-5-020811	2/8/2011	<0.0066	J	U	<0.0066	U		<0.0066	J	U	0.0028	J		<0.0044	U		<0.0044	U		<0.0044	U		<0.0044	U		<0.0044	U	
		VMP-9-5-040611	4/6/2011	<0.018	J	U	<0.018	J	U	<0.018	J	U	0.0025	J		<0.012	U		<0.012	U		<0.012	U		<0.012	U		<0.012	U	
		VMP-9-5-080211	8/2/2011	<0.35	U		<0.35	U		<0.35	U		<0.29	U		<0.24	U		<0.24	U		<0.23	U		<0.23	U		<0.23	U	
		VMP-9-5-110411	11/4/2011	<0.0053	J	U	<0.0053	J	U	<0.0053	J	U	0.0021	J		<0.0035	U		<0.0035	U		<0.0035	U		<0.0035	U		<0.0035	U	
		VMP-9-5-012612	1/26/2012	<0.0045	U		<0.0045	J	U	<0.0045	J	U	0.0038			<0.003	U		<0.003	J	U	<0.003	U		<0.003	U		<0.003	U	
		VMP-9-5-041112	4/11/2012	<0.0054	U		<0.0054	U		<0.0054	U		0.002	J		<0.0036	U		<0.0036	U		<0.0035	U		<0.0035	U		<0.0035	U	
		VMP-9-5-071312	7/13/2012	<0.0057	U		<0.0057	U		<0.0057	U		0.0021	J		<0.0039	U		<0.0039	U		<0.0038	U		<0.0038	U		<0.0038	U	
	11.5 ft	VMP-9-11.5	11/11/2009	<0.008	U		<0.008	U		<0.008	U		<0.006	U		<0.005	U		<0.005	U		<0.005	U		<0.005	U		<0.005	U	
		VMP-9-11.5-082610	8/26/2010	<0.15	U		<0.15	U		<0.15	U		<0.13	U		<0.1	U		<0.1	U		<0.1	U		<0.1	U		<0.1	U	
		VMP-9-11.5-111910	11/19/2010	<0.45	U		<0.45	U		<0.45	U		<0.37	U		<0.3	U		<0.3	U		<0.3	U		<0.3	U		<0.3	U	
		VMP-9-11.5-020911	2/9/2011	<0.0081	U		<0.0081	U		<0.0081	U		<0.0066	U		<0.0054	U		<0.0054	U		<0.0053	U		<0.0053	U		<0.0053	U	
		VMP-9-11.5-020911-DUP	2/9/2011	<0.0063	U		<0.0063	U		<0.0063	U		0.0013	J		<0.0042	U		<0.0042	U		<0.0041	U		<0.0041	U		<0.0041	U	
		VMP-9-11.5-040611	4/6/2011	<0.024	J	U	<0.024	U		<0.024	J	U	<0.02	U		<0.016	U		<0.016	U		<0.016	U		<0.016	U		<0.016	U	
		VMP-9-11.5-080211	8/2/2011	<0.53	U		<0.53	U		<0.53	U		<0.44	U		<0.36	U		<0.36	U		<0.35	U		<0.35	U		<0.35	U	
		VMP-9-11.5-110411	11/4/2011	<0.0053	U		<0.0053	U		<0.0053	J	U	0.0025	J		<0.0035	U		<0.0035	U		<0.0035	U		<0.0035	U		<0.0035	U	
		VMP-9-11.5-012612	1/26/2012	<0.0046	J	U	<0.0046	J	U	<0.0046	J	U	0.0033	J		<0.0031	U		<0.0031	J	U	<0.0031	U		<0.0031	U		<0.0031	U	
		VMP-9-11.5-041112	4/11/2012	<0.0055	U		<0.0055	U		<0.0055	U		0.0021	J		<0.0037	U		<0.0037	U		<0.0036	U		<0.0036	U		<0.0036	U	
		VMP-9-11.5-071312	7/13/2012	<0.0062	U		<0.0062	U		<0.0062	U		0.0021	J		<0.0042	U		<0.0042	U		<0.0041	U		<0.0041	U		<0.0041	U	
	25.5 ft	VMP-9-25.5	11/10/2009	<1.6	U		<1.6	U		<1.6	U		<1.4	U		<1.1	U		<1.1	U		<1.1	U		<1.1	U		<1.1	U	
		VMP-9-25.5-D	11/10/2009	<1.5	U		<1.5	U		<1.5	U		<1.2	U		<1	U		<1	U		<0.98	U		<0.98	U		<0.98	U	
		VMP-9-25.5-082610	8/26/2010	<1.2	U		<1.2	U		<1.2	U		<1	U		<0.82	U		<0.82	U		<0.8	U		<0.8	U		<0.8	U	
		VMP-9-25.5-082610-DUP	8/26/2010	<1.3	U		<1.3	U		<1.3	U		<1.1	U		<0.87	U		<0.87	U		<0.86	U		<0.86	U		<0.86	U	
		VMP-9-25.5-111910	11/19/2010	<1.4	U		<1.4	U		<1.4	U		<1.1	U		<0.93	U		<0.93	U		<0.91	U		<0.91	U		<0.91	U	
		VMP-9-25.5-020911	2/9/2011	<0.76	U		<0.76	U		<0.76	U		<0.62	U		<0.51	U		<0.51	U		<0.5	U		<0.5	U		<0.5	U	
		VMP-9-25.5-040811	4/8/2011	<0.38	U		<0.38	U		<0.38	U		<0.32	U		<0.26	U		<0.26	U		<0.25	U		<0.25	U		<0.25	U	
		VMP-9-25.5-080211	8/2/2011	<0.85	U		<0.85	U		<0.85	U		<0.7	U		<0.57	U		<0.57	U		<0.56	U		<0.56	U		<0.56	U	
		VMP-9-25.5-110711	11/7/2011	<0.75	U		0.079	J		<0.75	U		<0.62	U		<0.5	U		<0.5	U		<0.49	U		<0.49	U		<0.49	U	
		VMP-9-25.5-110711-DUP	11/7/2011	<0.65	U		0.069	J		<0.65	U		<0.53	U		<0.44	U		<0.44	U		<0.43	U		<0.43	U		<0.43	U	
		VMP-9-25.5-012612	1/26/2012	<0.19	U		<0.19	U		<0.19	U		<0.16	U		<0.13	U		<0.13	U		<0.13	U		<0.13	U		<0.13	U	
		VMP-9-25.5-041112	4/11/2012	<0.0055	U		0.00089	J		<0.0055	U		0.002	J		<0.0037	U		<0.0037	U		<0.0036	U		<0.0036	U		<0.0036	U	
		VMP-9-25.5-071312	7/13/2012	0.0011	J	U	0.0014	J	U	0.002	J	U	0.0029	J		<0.004	U		0.00069	J	U	<0.0039	U		<0.0039	U		<0.0039	U	
		VMP-9-25.5-071312-Dup	7/13/2012	0.001	J	U	0.0013	J	U	0.0017	J	U	0.0027	J		<0.0039	U		<0.0039	U		<0.0038	U		<0.0038	U		<0.0038	U	
	38.5 ft	VMP-9-38.5	11/10/2009	<3.3	U		<3.3	U		<3.3	U		<2.7	U		<2.2	U		<2.2	U		<2.2	U		<2.2	U		<2.2	U	
		VMP-9-38.5-020911	2/9/2011	<1.2	U		<1.2	U		<1.2	U		<1	U		<0.85	U		<0.84	U		<0.83	U		<0.83	U		<0.83	U	
		VMP-9-38.5-040811	4/8/2011	<1.7	U		<1.7	U		<1.7	U		<1.4	U		<1.1	U		<1.1	U		<1.1	U		<1.1	U		<1.1	U	
		VMP-9-38.5-012612	1/26/2012	<0.25	U		<0.25	U		<0.25	U		<0.21	U		<0.17	U		<0.17	U		<0.17	U		<0.17	U		<0.17	U	
		VMP-9-38.5-041112	4/11/2012	<0.0048	U		<0.0048	U		<0.0048	U		0.002	J		<0.0032	U		<0.0032	U		<0.0032	U		<0.0032	U		<0.0032	U	
		VMP-9-38.5-071312	7/13/2012	<0.0064	U		0.0016	J	U	0.002	J	U	0.0025	J		<0.0043	U		<0.0043	U		<0.0042	U		<0.0042	U		<0.0042	U	
VMP-18	8.5 ft	VMP-18-8.5	6/18/2010	<0.008	U		<0.008	U		<0.008	U		0.0025	J		<0.005	U		<0.005	U		<0.005	U		<0.005	U		<0.005	U	
		VMP-18-8.5-090710	9/7/2010	<0.0078	J	U	<0.0078	J	U	<0.0078	J	U	0.0028	J		<0.0052	U		0.0011	J		<0.0051	U		<0.0051	U		<0.0051	U	
		VMP-18-8.5-111910	11/19/2010	<0.0065	U		<0.0065	U		<0.0065	U		<0.0053	U		<0.0044	U		<0.0044	U		<0.0043	U		<0.0043	U		<0.0043	U	
		VMP-18-8.5-020711	2/7/2011	<0.0072	J	U	<0.0072	J	U	<0.0072	J	U	0.0022	J		<0.0048	U		<0.0048	U		<0.0047	U		<0.0047	U		<0.0047	U	
		VMP-18-8.5-020711-DUP	2/7/2011	<0.0069	J	U	<0.0069	J	U	<0.0069	J	U	0.0022	J		<0.0046	U		<0.0046	U		<0.0045	U		<0.0045	U		<0.0045	U	
		VMP-18-8.5-040711	4/7/2011	<0.0077	J	U	<0.0077	J	U	<0.0077	J	U	0.0019	J		<0.0052	U		<0.0052	U		<0.0051	U		<0.0051	U		<0.0051	U	
		VMP-18-8.5-072811	7/28/2011	<0.0083	U		<0.0083	U		<0.0083	U		0.0027	J		<0.0056	U		<0.0056	U		<0.0055	U		<0.0055	U		<0.0055	U	
		VMP-18-8.5-110711	11/7/2011	<0.0054	U		<0.0054	U		<0.0054	U		0.0018	J		<0.0036	U		<0.0036	U		<0.0035	U		<0.0035	U		<0.0035	U	
		VMP-18-8.5-012312	1/23/2012	<0.0058	U		<0.0058	U		<0.0058	U		0.0028	J		<0.0039	U		<0.0039	U		<0.0038	U		<0.0038	U		<0.0038	U	
		VMP-18-8.5-041012	4/10/2012	<0.006	U		<0.006	U		<0.006	J	U	0.002	J		<0.0041	U		<0.0041	U		<0.004	U		<0.004	U		<0.004	U	
		VMP-18-8.5-071212	7/12/2012	<0.0059	U		<0.0059	U		<0.0059	U		0.0017	J		<0.004	U		<0.004	U		<0.0039	U		<0.0039	U		<0.0039	U	
VMP-19	5 ft	VMP-19-5	6/18/2010	<0.008	U		<0.008	U		<0.008	U		0.0021	J		<0.005	U		<0.005	U		<0.005	U		<0.005	U		<0.005	U	
		VMP-19-5-090110	9/1/2010	0.0019	J		<0.0078	J	U	<0.0078	J	U	0.0028	J		<0.0052	U		<0.0052	U		<0.0051	U		<0.0051	U		<0.0051	U	
		VMP-19-5-111510	11/15/2010	<0.0083	U		<0.0083	U		<0.0083	U		0.0023	J		<0.0056	U		<0.0056	U		<0.0055	U		<0.0055	U		<0.0055	U	
		VMP-19-5-020411	2/4/2011	<0.0073	J	U	<0.0073	J	U	<0.0073	J	U	0.0028	J		<0.0049	U		0.0009	J		<0.0048	U		<0.0048	U		<0.0048	U	
		VMP-19-5-040711	4/7/2011	0.00068	J		<0.0081	U		0.00088	J		0.0021	J		<0.0055	U		<0.0055	U		<0.0054	U		<0.0054	U		<0.0054	U	
		VMP-19-5-080911	8/9/2011	<0.0089	J	U	<0.0089	J	U	<0.0089	J	U	0.0027	J		<0.006	U		<0.006	J	U	<0.0059	U		<0.0059	U		<0.0059	U	
		VMP-19-5-080911-DUP	8/9/2011	<0.0085	J	U	<0.0085	J	U	<0.0085	J	U	0.0026	J		<0.0057	U		<0.0057	J	U	<0.0056	U		<0.0056	U		<0.0056	U	
		VMP-19-5-110811	11/8/2011	<0.0059	U		<0.0059	U		<0.0059	U		0.0019	J		<0.004	U		<0.004	U		<0.0039	U		<0.0039	U		<0.0039	U	
		VMP-19-5-012612	1/26/2012	<0.0051	U		<0.0051	U		<0.0051	U		0.0026	J		<0.0035	U		<0.0035	U		<0.0034	U		<0.0034	U		<0.0034	U	
		VMP-19-5-041012	4/10/2012	<0.0059	U		<0.0059	U		<0.0059	J	U	0.002	J		<0.004	U		<0.004	U		<0.0039	U		<0.0039	U		<0.0039	U	
		VMP-19-5-071112	7/11/2012	<0.0067	U		<0.0067	U		<0.0067	U		<0.0055	U		<0.0045	U		<0.0045	U		<0.0044	U		<0.0044	U		<0.0044	U	

SEE PAGES 50 THROUGH 56 OF TABLE FOR NOTES

TABLE 3
CUMULATIVE SUMMARY OF SOIL VAPOR ANALYTICAL DETECTIONS AND SCREENING RESULTS: VILLAGE - VOCS

Location	Depth	Sample ID	Sample Date	Dichloromethane (Methylene			1,2-Dichloropropane			cis-1,3-Dichloropropene			trans-1,3-Dichloropropene			1,4-Dioxane			Ethanol			Ethylbenzene			4-Ethyltoluene			Freon 113		
				5.6			0.062			0.9			0.9			0.22						1400								
				Result	Lab	URS	Result	Lab	URS	Result	Lab	URS	Result	Lab	URS	Result	Lab	URS	Result	Lab	URS	Result	Lab	URS	Result	Lab	URS	Result	Lab	URS
VMP-9	5 ft	VMP-9-5	11/11/2009	<0.003	U		<0.005	U		<0.005	U		<0.005	U		<0.016	U		0.018			<0.004	U		<0.005	U		<0.008	U	
		VMP-9-5-082610	8/26/2010	0.0072			<0.0053	U		<0.0052	U		<0.0052	U		0.008	J		0.015			0.00048	J		<0.0056	U		<0.0087	U	
		VMP-9-5-111910	11/19/2010	<0.0041	J	U	<0.0055	U		<0.0054	U		<0.0054	U		<0.017	U		0.0071	J		0.001	J		<0.0058	U		<0.0091	U	
		VMP-9-5-020811	2/8/2011	0.0013	J		<0.0051	U		<0.005	U		<0.005	U		<0.016	U		<0.0083	U		<0.0048	U		<0.0054	U		<0.0084	U	
		VMP-9-5-040611	4/6/2011	0.011			<0.014	U		<0.014	U		<0.014	U		<0.044	U		0.02	J		<0.013	U		<0.015	U		<0.023	U	
		VMP-9-5-080211	8/2/2011	<0.2	U		<0.27	U		<0.27	U		<0.27	U		<0.85	U		<0.44	U		<0.26	U		<0.29	U		<0.45	U	
		VMP-9-5-110411	11/4/2011	0.0041			<0.004	U		<0.004	U		<0.004	J	U	0.0018	J		0.012			<0.0038	U		<0.0043	J	U	<0.0067	U	
		VMP-9-5-012612	1/26/2012	<0.0026	J	U	<0.0034	U		<0.0034	U		<0.0034	J	U	<0.011	U		0.0061			<0.0032	J	U	0.00052	J		<0.0057	U	
		VMP-9-5-041112	4/11/2012	0.00082	J		0.0011	J		<0.0041	U		<0.0041	U		<0.013	U		<0.0067	U		0.0042			0.0011	J		<0.0068	U	
		VMP-9-5-071312	7/13/2012	0.0018	J		<0.0044	U		<0.0043	U		<0.0043	U		<0.014	U		0.12			0.0023	J		0.001	J	U	<0.0073	U	
	11.5 ft	VMP-9-11.5	11/11/2009	<0.004	U		<0.006	U		<0.006	U		<0.006	U		<0.02	U		0.014			<0.006	U		<0.006	U		<0.01	U	
		VMP-9-11.5-082610	8/26/2010	<0.089	U		<0.12	U		<0.12	U		<0.12	U		<0.37	U		<0.19	U		<0.11	U		<0.13	U		<0.2	U	
		VMP-9-11.5-111910	11/19/2010	0.32			<0.34	U		<0.34	U		<0.34	U		<1.1	U		<0.56	U		<0.32	U		<0.37	U		<0.57	U	
		VMP-9-11.5-020911	2/9/2011	<0.0047	U		<0.0062	U		<0.0061	U		<0.0061	U		<0.019	U		0.0059	J		<0.0058	U		<0.0066	U		<0.01	U	
		VMP-9-11.5-020911-DUP	2/9/2011	<0.0036	U		<0.0048	U		<0.0047	U		<0.0047	U		<0.015	U		0.009			<0.0045	U		<0.0051	U		<0.008	U	
		VMP-9-11.5-040611	4/6/2011	0.0069	J		<0.018	U		<0.018	U		<0.018	U		<0.057	U		0.017	J		<0.017	U		<0.019	U		<0.03	U	
		VMP-9-11.5-080211	8/2/2011	<0.3	U		<0.41	U		<0.4	U		<0.4	U		<1.3	U		<0.66	U		<0.38	U		<0.43	U		<0.67	U	
		VMP-9-11.5-110411	11/4/2011	<0.003	J	U	<0.004	U		<0.004	U		<0.004	U		<0.013	U		0.014			<0.0038	U		<0.0043	J	U	<0.0067	U	
		VMP-9-11.5-012612	1/26/2012	<0.0027	J	U	<0.0036	U		<0.0035	J	U	<0.0035	J	U	<0.011	U		0.026			<0.0034	J	U	<0.0038	U		<0.0059	U	
		VMP-9-11.5-041112	4/11/2012	0.0012	J		0.00078	J		<0.0042	U		0.00098	J		<0.013	U		<0.0069	U		<0.004	U		<0.0045	U		<0.007	U	
		VMP-9-11.5-071312	7/13/2012	<0.036	U		<0.0048	U		<0.0047	U		<0.0047	U		<0.015	U		0.15			0.0037	J		0.0014	J	U	<0.0079	U	
	25.5 ft	VMP-9-25.5	11/10/2009	<0.96	U		<1.3	U		<1.2	U		<1.2	U		<4	U		<2.1	U		<1.2	U		<1.4	U		<2.1	U	
		VMP-9-25.5-D	11/10/2009	<0.86	U		<1.1	U		<1.1	U		<1.1	U		<3.6	U		<1.9	U		<1.1	U		<1.2	U		<1.9	U	
		VMP-9-25.5-082610	8/26/2010	<0.7	U		<0.93	U		<0.91	U		<0.91	U		<2.9	U		<1.5	U		<0.87	U		<0.99	U		<1.5	U	
		VMP-9-25.5-082610-DUP	8/26/2010	<0.75	U		<1	U		<0.98	U		<0.98	U		<3.1	U		<1.6	U		<0.94	U		<1.1	U		<1.6	U	
		VMP-9-25.5-111910	11/19/2010	0.44	J		<1.1	U		<1	U		<1	U		<3.3	U		<1.7	U		<1	U		<1.1	U		<1.8	U	
		VMP-9-25.5-020911	2/9/2011	<0.44	U		<0.58	U		<0.57	U		<0.57	U		<1.8	U		<0.95	U		<0.55	U		<0.62	U		<0.96	U	
		VMP-9-25.5-040811	4/8/2011	0.13	J		<0.3	U		<0.29	U		<0.29	U		<0.92	U		0.29	J		<0.28	U		<0.31	U		<0.49	U	
		VMP-9-25.5-080211	8/2/2011	<0.49	U		<0.65	U		<0.64	U		<0.64	U		<2	U		<1.1	U		<0.61	U		<0.69	U		<1.1	U	
		VMP-9-25.5-110711	11/7/2011	0.53			<0.58	U		<0.56	U		<0.56	U		<1.8	U		0.49	J		<0.54	U		<0.61	U		<0.95	U	
		VMP-9-25.5-110711-DUP	11/7/2011	0.58			<0.5	U		<0.49	U		<0.49	U		<1.5	U		0.56	J		<0.47	U		<0.53	U		<0.82	U	
		VMP-9-25.5-012612	1/26/2012	<0.11	U		<0.15	U		<0.15	U		<0.15	U		<0.46	U		<0.24	U		<0.14	U		<0.16	U		<0.25	U	
		VMP-9-25.5-041112	4/11/2012	<0.032	U		0.0013	J		<0.0042	U		0.0011	J		<0.013	U		<0.0069	U		0.0049			0.0013	J		<0.007	U	
		VMP-9-25.5-071312	7/13/2012	0.0027	J		<0.0046	U		<0.0045	U		0.0016	J	U	<0.014	U		0.09		J	0.0054			0.004	J		<0.0075	U	
		VMP-9-25.5-071312-Dup	7/13/2012	0.0012	J	U	<0.0044	U		<0.0043	U		0.0013	J	U	<0.014	U		0.18		J	0.0054			0.0037	J		<0.0073	U	
	38.5 ft	VMP-9-38.5	11/10/2009	<1.9	U		<2.5	U		<2.5	U		<2.5	U		<7.9	U		<4.1	U		<2.4	U		<2.7	U		<4.2	U	
		VMP-9-38.5-020911	2/9/2011	<0.73	U		<0.96	U		<0.95	U		<0.95	U		<3	U		<1.6	U		<0.91	U		<1	U		<1.6	U	
		VMP-9-38.5-040811	4/8/2011	0.53	J		<1.3	U		<1.3	U		<1.3	U		<4	U		1.4	J		<1.2	U		<1.4	U		<2.1	U	
		VMP-9-38.5-012612	1/26/2012	<0.14	U		<0.19	U		<0.19	U		<0.19	U		<0.6	U		<0.32	U		<0.18	U		<0.21	U		<0.32	U	
		VMP-9-38.5-041112	4/11/2012	0.017	J		0.001	J		<0.0036	U		0.001	J		<0.012	U		0.019			0.0015	J		<0.004	U		<0.0062	U	
		VMP-9-38.5-071312	7/13/2012	0.00093	J	U	<0.0049	U		<0.0048	U		<0.0048	U		<0.015	U		0.19			0.0046	J		0.0036	J		<0.0081	U	
VMP-18	8.5 ft	VMP-18-8.5	6/18/2010	0.0012	J		<0.006	U		<0.006	U		<0.006	U		<0.021	U		0.011			<0.006	U		<0.007	U		<0.011	U	
		VMP-18-8.5-090710	9/7/2010	<0.0045	U		<0.006	U		<0.0058	U		<0.0058	U		<0.018	U		0.011			<0.0056	J	U	<0.0063	U		0.002	J	
		VMP-18-8.5-111910	11/19/2010	<0.0038	U		<0.005	U		<0.0049	U		<0.0049	U		0.0054	J		0.0017	J		<0.0047	U		<0.0053	U		<0.0083	U	
		VMP-18-8.5-020711	2/7/2011	<0.0041	U		<0.0055	U		<0.0054	U		<0.0054	U		0.0023	J		0.022			0.013			0.0055	J		<0.0091	U	
		VMP-18-8.5-020711-DUP	2/7/2011	<0.004	U		<0.0053	U		<0.0052	U		<0.0052	U		<0.016	U		0.01			0.004	J		0.0016	J		<0.0088	U	
		VMP-18-8.5-040711	4/7/2011	0.0021	J		0.0033	J		<0.0058	U		<0.0058	U		0.0043	J		0.012			<0.0056	U		<0.0063	J	U	<0.0098	U	
		VMP-18-8.5-072811	7/28/2011	<0.0048	U		<0.0064	U		<0.0063	U		<0.0063	U		<0.02	U		0.079			0.0023	J		<0.0068	U		<0.01	U	
		VMP-18-8.5-110711	11/7/2011	<0.0031	J	U	<0.0041	U		<0.0041	U		<0.0041	U		<0.013	U		0.021			<0.0039	U		<0.0044	J	U	<0.0068	U	
		VMP-18-8.5-012312	1/23/2012	<0.0034	J	U	<0.0045	U		<0.0044	U		<0.0044	U		<0.014	U		0.012			0.00054	J		<0.0048	U		<0.0074	U	
		VMP-18-8.5-041012	4/10/2012	<0.035	J	U	0.00094	J		<0.0046	U		<0.0046	J	U	<0.014	U		0.014			0.0055			<0.0049	U		<0.0077	U	
		VMP-18-8.5-071212	7/12/2012	0.0066	J		<0.0045	U		<0.0044	U		<0.0044	U		<0.014	U		0.12			0.0028	J		0.0011	J	U	<0.0075	U	
VMP-19	5 ft	VMP-19-5	6/18/2010	0.0011	J		<0.006	U		<0.006	U		<0.006	U		<0.02	U		0.0064	J		<0.005	U		<0.006	U		<0.01	U	
		VMP-19-5-090110	9/1/2010	<0.0045	J	U	<0.006	U		<0.0058	U		<0.0058	U		<0.018	U		0.01			0.0086		J	<0.0063	U		<0.0099	U	U
		VMP-19-5-111510	11/15/2010	0.0012	J		<0.0064	U		<0.0063	U		<0.0063	U		<0.02	U		0.024			0.003	J		<0.0068	U		<0.01	U	
		VMP-19-5-020411	2/4/2011	<0.0042	U		<0.0056	U		<0.0055	U		<0.0055	U		<0.017	U		0.015			0.00074	J		<0.0059	U		<0.0093	U	
		VMP-19-5-040711	4/7/2011	0.00093	J		<0.0062	U		<0.0061	U		<0.0061	U		<0.019	U		0.0058	J		0.00086	J		<0.0066	U		<0.01	U	
		VMP-19-5-080911	8/9/2011	<0.0051	U		<0.0068	U		<0.0067	U		<0.0067	J	U	<0.021	U		0.047		J	0.0051	J		<0.0073	J	U	<0.011	U	
		VMP-19-5-080911-DUP	8/9/2011	0.0016	J		<0.0065	U		<0.0064	U		<0.0064	J	U	<0.02	U		0.078		J	0.0051	J		<0.0069	U		<0.011	U	
		VMP-19-5-110811	11/8/2011	0.0084			<0.0045	U		<0.0044	U		<0.0044	U		<0.014	U		0.021			<0.0042	U		<0.0048	U		<0.0075	U	
		VMP-19-5-012612	1/26/2012	0.0035			<0.004	U		<0.0039	U		<0.0039	U		<0.012	U		0.013			0.003	J		<0.0042	U		<0.0066	U	
		VMP-19-5-041012	4/10/2012	<0.034	J	U	0.0011	J		<0.0044	U		<0.0044	J	U	<0.014	U		0.031			0.0031	J		<0.0048	U		<0.0075	U	
		VMP-19-5-071112	7/11/2012	0.0012	J		<0.0052	U		<0.0051	U		<0.0051	U		<0.016	U		0.038			0.0032	J		0.0027	J	U	<0.0085	U	

SEE PAGES 50 THROUGH 56 OF TABLE FOR NOTES

TABLE 3
CUMULATIVE SUMMARY OF SOIL VAPOR ANALYTICAL DETECTIONS AND SCREENING RESULTS: VILLAGE - VOCS

Location	Depth	Sample ID	Sample Date	Freon 114			Heptane			Hexachlorobutadiene			Hexane			2-Hexanone (Methyl N-Butyl			Isopentane			Isopropylbenzene (Cumene) 600			4-Methyl-2-pentanone (Methyl			Methyl tert-Butyl Ether (MTBE) 3400		
				Result	Lab	URS	Result	Lab	URS	Result	Lab	URS	Result	Lab	URS	Result	Lab	URS	Result	Lab	URS	Result	Lab	URS	Result	Lab	URS	Result	Lab	URS
VMP-9	5 ft	VMP-9-5	11/11/2009	<0.007	U		<0.004	U		<0.048	U		<0.003	U		<0.018	U					<0.005	U		<0.004	U		<0.004	U	
		VMP-9-5-082610	8/26/2010	<0.008	U		0.0055			<0.049	U		0.016			<0.019	U					<0.0056	U		<0.0047	U		<0.0041	U	
		VMP-9-5-111910	11/19/2010	<0.0083	U		0.0016	J		<0.051	U		0.0014	J		<0.019	U					<0.0058	U		<0.0049	U		<0.0043	U	
		VMP-9-5-020811	2/8/2011	<0.0077	U		<0.0045	U		<0.047	U		<0.0039	U		<0.018	U					<0.0054	U		<0.0045	U		<0.004	U	
		VMP-9-5-040611	4/6/2011	<0.021	U		<0.012	U		<0.13	U		0.0064	J		<0.05	U		0.013	J		<0.015	U		<0.012	U		<0.011	U	
		VMP-9-5-080211	8/2/2011	<0.41	U		<0.24	U		<2.5	U		<0.21	U		<0.97	U		6.1			0.06	J		0.32			<0.21	U	
		VMP-9-5-110411	11/4/2011	<0.0061	U		0.003	J		<0.037	U		0.0027	J		0.0013	J		0.0024	J		<0.0043	J	U	0.022			<0.0032	U	
		VMP-9-5-012612	1/26/2012	<0.0052	U		0.0078			<0.032	U		0.0049			<0.012	U		0.29			0.008			0.039			<0.0027	U	
		VMP-9-5-041112	4/11/2012	<0.0062	U		0.012			<0.038	U		0.018			<0.015	U		0.016			0.0015	J		<0.0037	U		<0.0032	U	
		VMP-9-5-071312	7/13/2012	<0.0067	U		0.0019	J		<0.041	U		0.0028	J		0.0019	J	U	0.009	J		0.017			0.17			<0.0034	U	
	11.5 ft	VMP-9-11.5	11/11/2009	<0.009	U		<0.005	U		<0.059	U		<0.004	U		<0.023	U					<0.006	U		<0.005	U		<0.005	U	
		VMP-9-11.5-082610	8/26/2010	<0.18	U		<0.1	U		<1.1	U		<0.09	U		<0.42	U					<0.13	U		<0.1	U		<0.093	U	
		VMP-9-11.5-111910	11/19/2010	<0.52	U		<0.3	U		<3.2	U		<0.26	U		<1.2	U					<0.37	U		<0.3	U		<0.27	U	
		VMP-9-11.5-020911	2/9/2011	<0.0094	U		<0.0055	U		<0.057	U		<0.0047	U		<0.022	U					<0.0066	U		<0.0055	U		<0.0048	U	
		VMP-9-11.5-020911-DUP	2/9/2011	<0.0073	U		0.0025	J		<0.044	U		<0.0037	U		<0.017	U					<0.0051	U		<0.0043	U		<0.0038	U	
		VMP-9-11.5-040611	4/6/2011	<0.028	U		0.0035	J		<0.17	U		0.0079	J		<0.065	U		0.0091	J		<0.019	U		<0.016	U		<0.014	U	
		VMP-9-11.5-080211	8/2/2011	<0.62	U		<0.36	U		<3.8	U		<0.31	U		<1.4	U		54			<0.43	U		<0.36	U		<0.32	U	
		VMP-9-11.5-110411	11/4/2011	<0.0061	U		0.0021	J		<0.037	U		0.0029	J		0.001	J		0.066			<0.0043	J	U	0.035			<0.0032	U	
		VMP-9-11.5-012612	1/26/2012	<0.0054	U		0.0014	J		<0.033	U		0.0014	J		<0.013	U		0.084			0.0083			0.052			<0.0028	U	
		VMP-9-11.5-041112	4/11/2012	<0.0064	U		0.0037	J		<0.039	U		0.013			<0.015	U		0.011			<0.0045	U		<0.0037	U		<0.0033	U	
		VMP-9-11.5-071312	7/13/2012	<0.0072	U		0.002	J		<0.044	U		0.0013	J		0.0016	J	U	0.0036	J		0.035			0.17			<0.0037	U	
	25.5 ft	VMP-9-25.5	11/10/2009	<1.9	U		1.5		J	<12	U		6.6		J	<4.5	U					<1.4	U		<1.1	U		<0.99	U	
		VMP-9-25.5-D	11/10/2009	<1.7	U		1.5		J	<10	U		5.9		J	<4	U					<1.2	U		<1	U		<0.89	U	
		VMP-9-25.5-082610	8/26/2010	<1.4	U		1.1			<8.6	U		3.2			<3.3	U					0.13	J		<0.82	U		<0.73	U	
		VMP-9-25.5-082610-DUP	8/26/2010	<1.5	U		1.1			<9.2	U		3.2			<3.5	U					0.13	J		<0.88	U		<0.78	U	
		VMP-9-25.5-111910	11/19/2010	<1.6	U		<0.94	U		<9.8	U		1.8			<3.8	U					<1.1	U		<0.94	U		<0.83	U	
		VMP-9-25.5-020911	2/9/2011	<0.88	U		<0.52	U		<5.4	U		0.24	J		<2.1	U					<0.62	U		<0.52	U		<0.45	U	
		VMP-9-25.5-040811	4/8/2011	<0.45	U		<0.26	U		<2.7	U		<0.22	U		<1	U		35			0.029	J		<0.26	U		<0.23	U	
		VMP-9-25.5-080211	8/2/2011	<0.98	U		0.82		J	<6	U		2.8		J	<2.3	U		460			<0.69	U		<0.58	U		<0.51	U	
		VMP-9-25.5-110711	11/7/2011	<0.87	U		<0.51	U		<5.3	U		0.62			<2	U		87			<0.61	U		<0.51	U		<0.45	U	
		VMP-9-25.5-110711-DUP	11/7/2011	<0.75	U		<0.44	U		<4.6	U		0.68			<1.8	U		87			<0.53	U		<0.44	U		<0.39	U	
		VMP-9-25.5-012612	1/26/2012	<0.22	U		<0.13	U		<1.4	U		1		J	<0.53	U		81		J	<0.16	U		<0.13	U		<0.12	U	
		VMP-9-25.5-041112	4/11/2012	<0.0064	U		0.012			<0.039	U		0.0085			<0.015	U		0.0095	J		0.0017	J		<0.0037	U		<0.0033	U	
		VMP-9-25.5-071312	7/13/2012	<0.0069	U		0.0031	J		<0.042	U		0.0015	J	U	0.0046	J		<0.012	U		0.053			0.17			<0.0036	U	
		VMP-9-25.5-071312-Dup	7/13/2012	<0.0067	U		0.0027	J	U	<0.041	U		0.0025	J		0.0036	J		0.0056	J		0.049			0.17			<0.0034	U	
	38.5 ft	VMP-9-38.5	11/10/2009	<3.8	U		4.6		J	<23	U		25		J	<9	U					<2.7	U		<2.2	U		<2	U	
		VMP-9-38.5-020911	2/9/2011	<1.5	U		<0.86	U		<8.9	U		1.9			<3.4	U					0.22	J		<0.86	U		<0.75	U	
		VMP-9-38.5-040811	4/8/2011	<1.9	U		<1.1	U		<12	U		<0.98	U		<4.6	U		230			0.2	J		<1.1	U		<1	U	
		VMP-9-38.5-012612	1/26/2012	<0.29	U		<0.17	U		<1.8	U		3.2		J	<0.69	U		91		J	0.045	J	J	<0.17	U		<0.15	U	
		VMP-9-38.5-041112	4/11/2012	<0.0056	U		0.0024	J		<0.034	U		0.013			<0.013	U		0.97			<0.004	U		<0.0033	U		<0.0029	U	
		VMP-9-38.5-071312	7/13/2012	<0.0074	U		0.0032	J		<0.045	U		0.0018	J		0.0051	J		0.0084	J		0.052			0.19			0.0075		
VMP-18	8.5 ft	VMP-18-8.5	6/18/2010	<0.01	U		0.0013	J		<0.062	U		0.0021	J		<0.024	U					<0.007	U		<0.005	U		<0.005	U	
		VMP-18-8.5-090710	9/7/2010	<0.009	U		0.0015	J		<0.055	J	U	0.0016	J		<0.021	U					<0.0063	J	U	<0.0053	U		0.00046	J	
		VMP-18-8.5-111910	11/19/2010	<0.0076	U		0.0026	J		<0.046	U		0.0031	J		<0.018	U					<0.0053	U		<0.0044	U		<0.0039	U	
		VMP-18-8.5-020711	2/7/2011	<0.0083	U		0.045		J	<0.051	U		0.056		J	<0.019	U					0.0014	J		<0.0049	U		<0.0043	U	
		VMP-18-8.5-020711-DUP	2/7/2011	<0.008	U		0.015		J	<0.049	U		0.026		J	<0.019	U					<0.0056	U		<0.0047	U		<0.0041	U	
		VMP-18-8.5-040711	4/7/2011	<0.009	U		0.012			<0.055	U		0.0049			<0.021	U		0.012	J		0.0064			<0.0053	U		<0.0046	U	
		VMP-18-8.5-072811	7/28/2011	<0.0096	U		<0.0056	U		<0.059	U		0.0018	J		0.0039	J		<0.016	U		0.036			0.1			<0.005	U	
		VMP-18-8.5-110711	11/7/2011	<0.0062	U		<0.0037	U		<0.038	U		<0.0032	U		0.00089	J		0.0026	J		0.0018	J		0.013			<0.0032	U	
		VMP-18-8.5-012312	1/23/2012	<0.0068	U		0.0012	J		<0.041	U		0.0012	J		0.00068	J		<0.011	U		0.0026	J		0.057			<0.0035	U	
		VMP-18-8.5-041012	4/10/2012	<0.007	U		0.0054			<0.043	U		0.0044			0.0025	J		0.0058	J		0.062			0.16			<0.0036	U	
		VMP-18-8.5-071212	7/12/2012	<0.0068	U		0.0028	J		<0.042	U		0.0017	J		0.0022	J	U	0.0079	J		0.025			0.19			<0.0035	U	
VMP-19	5 ft	VMP-19-5	6/18/2010	<0.009	U		0.0012	J		<0.058	U		0.0048			<0.022	U					<0.006	U		<0.005	U		<0.004	U	
		VMP-19-5-090110	9/1/2010	<0.009	U		0.088			<0.055	U	UJ	0.34			0.0038	J	J				<0.0063	U		<0.0053	U		<0.0046	U	
		VMP-19-5-111510	11/15/2010	<0.0096	U		<0.0056	U		<0.059	U		0.0033	J		<0.023	U					<0.0068	U		<0.0056	U		0.0007	J	
		VMP-19-5-020411	2/4/2011	<0.0084	U		<0.005	U		<0.052	J	U	0.0093			<0.02	U					<0.0059	U		<0.005	U		<0.0044	U	
		VMP-19-5-040711	4/7/2011	<0.0094	U		<0.0055	U		<0.058	U		<0.0048	U		<0.022	U		0.025			<0.0066	U		<0.0055	U		<0.0049	U	
		VMP-19-5-080911	8/9/2011	<0.01	U		0.036			<0.063	U		0.12		J	<0.024	U		0.21		J	0.045			0.16			<0.0053	U	
		VMP-19-5-080911-DUP	8/9/2011	<0.0098	U		0.032			<0.06	U		0.085		J	<0.023	U		0.14		J	0.044			0.16			<0.0051	U	
		VMP-19-5-110811	11/8/2011	<0.0068	U		<0.004	U		<0.042	U		0.00093	J		0.00042	J		0.0097	J		0.0012	J		0.0087			<0.0035	U	
		VMP-19-5-012612	1/26/2012	<0.006	U		0.0024	J		<0.036	U		0.0024	J		<0.014	U		0.0027	J		0.0039	J		0.0036			<0.0031	U	
		VMP-19-5-041012	4/10/2012	<0.0068	U		0.0037	J		<0.042	U		0.0014	J		0.0027	J		0.0078	J		0.052			0.14			<0.0035	U	
		VMP-19-5-071112	7/11/2012	<0.0078	U		0.0014	J		<0.048	U		0.00098	J		0.0026	J	U	0.0059	J		0.042			0.22			<0.004	U	

SEE PAGES 50 THROUGH 56 OF TABLE FOR NOTES

TABLE 3
CUMULATIVE SUMMARY OF SOIL VAPOR ANALYTICAL DETECTIONS AND SCREENING RESULTS: VILLAGE - VOCS

Location	Depth	Sample ID	Sample Date	2-Propanol			n-Propylbenzene			Styrene			1,1,2,2-Tetrachloroethane			Tetrachloroethene			Tetrahydrofuran			Toluene			1,2,4-Trichlorobenzene			1,1,1-Trichloroethane (Methyl		
										1400						0.55						6200			11			6600		
				Result	Lab	URS	Result	Lab	URS	Result	Lab	URS	Result	Lab	URS	Result	Lab	URS	Result	Lab	URS	Result	Lab	URS	Result	Lab	URS	Result	Lab	URS
VMP-9	5 ft	VMP-9-5	11/11/2009	<0.011	U		<0.005	U		<0.004	U		<0.007	U		<0.007	U		<0.003	U		<0.004	U		<0.033	U		<0.006	U	
		VMP-9-5-082610	8/26/2010	0.012			<0.0056	U		<0.0048	U		<0.0078	U		0.0023	J		<0.0034	U		0.0036	J		<0.034	U		<0.0062	U	
		VMP-9-5-111910	11/19/2010	0.028			<0.0058	U		0.0017	J		<0.0082	U		0.016			<0.0035	U		0.00064	J		<0.035	U		<0.0065	U	
		VMP-9-5-020811	2/8/2011	0.0021	J		<0.0054	U		<0.0047	U		<0.0076	U		0.001	J		<0.0032	U		0.0035	J		<0.033	J	U	<0.006	U	
		VMP-9-5-040611	4/6/2011	<0.03	U		<0.015	U		<0.013	U		<0.021	U		0.0058	J		<0.0089	U		0.0019	J		<0.09	J	U	<0.016	U	
		VMP-9-5-080211	8/2/2011	<0.58	U		<0.29	U		<0.25	U		<0.4	U		<0.4	U		<0.17	U		0.048	J		<1.8	U		<0.32	U	
		VMP-9-5-110411	11/4/2011	0.0073	J		<0.0043	J	U	<0.0037	U		<0.006	U		<0.0059	U		<0.0026	U		0.0076			<0.026	J	U	<0.0048	U	
		VMP-9-5-012612	1/26/2012	0.0072			<0.0037	U		<0.0032	U		<0.0051	U		<0.005	J	U	<0.0022	U		0.0058			<0.022	J	U	<0.0041	U	
		VMP-9-5-041112	4/11/2012	0.0037	J		0.0034	J		<0.0038	U		<0.0061	U		0.0013	J		<0.0026	U		0.0047			<0.026	U		<0.0049	U	
		VMP-9-5-071312	7/13/2012	0.074			0.00045	J	U	0.0012	J	U	<0.0066	U		<0.0065	U		0.0024	J		0.047			<0.028	U		<0.0052	U	
	11.5 ft	VMP-9-11.5	11/11/2009	<0.014	U		<0.006	U		<0.005	U		<0.009	U		<0.009	U		<0.004	U		0.032			<0.041	U		<0.007	U	
		VMP-9-11.5-082610	8/26/2010	<0.25	U		<0.13	U		<0.11	U		<0.18	U		<0.17	U		<0.076	U		<0.097	U		<0.76	U		<0.14	U	
		VMP-9-11.5-111910	11/19/2010	<0.73	U		<0.37	U		<0.32	U		<0.51	U		<0.5	U		<0.22	U		<0.28	U		<2.2	U		<0.41	U	
		VMP-9-11.5-020911	2/9/2011	0.0094	J	J	<0.0066	U		<0.0057	U		<0.0092	U		0.0039	J		<0.004	U		<0.0051	U		<0.04	U		<0.0073	U	
		VMP-9-11.5-020911-DUP	2/9/2011	0.049		J	<0.0051	U		<0.0044	U		<0.0072	U		0.0037	J		<0.0031	U		0.0029	J		<0.031	U		<0.0057	U	
		VMP-9-11.5-040611	4/6/2011	<0.039	U		<0.019	U		<0.017	U		<0.027	U		0.0037	J		<0.012	U		<0.015	U		<0.12	J	U	<0.022	U	
		VMP-9-11.5-080211	8/2/2011	<0.86	U		<0.43	U		<0.37	U		<0.6	U		<0.6	U		<0.26	U		<0.33	U		<2.6	U		<0.48	U	
		VMP-9-11.5-110411	11/4/2011	0.017			<0.0043	J	U	<0.0037	U		<0.006	U		<0.0059	U		<0.0026	U		0.012			<0.026	J	U	<0.0048	U	
		VMP-9-11.5-012612	1/26/2012	0.012			<0.0038	U		0.00049	J		<0.0053	U		<0.0052	J	U	0.0025			0.009			<0.023	J	U	<0.0042	U	
		VMP-9-11.5-041112	4/11/2012	0.0045	J		<0.0045	U		<0.0039	U		<0.0063	U		0.0018	J		<0.0027	U		0.02			<0.027	U		<0.005	U	
		VMP-9-11.5-071312	7/13/2012	0.086			0.00064	J	U	0.0015	J	U	<0.0071	U		0.0021	J		0.0024	J		0.069			<0.03	U		<0.0056	U	
	25.5 ft	VMP-9-25.5	11/10/2009	<2.7	U		<1.4	U		<1.2	U		<1.9	U		<1.9	U		<0.81	U		<1	U		<8.2	U	UJ	<1.5	U	
		VMP-9-25.5-D	11/10/2009	<2.4	U		<1.2	U		<1	U		<1.7	U		<1.7	U		<0.73	U		<0.93	U		<7.3	U	UJ	<1.3	U	
		VMP-9-25.5-082610	8/26/2010	<2	U		0.14	J		<0.86	U		<1.4	U		<1.4	U		<0.59	U		<0.76	U		<6	U		<1.1	U	
		VMP-9-25.5-082610-DUP	8/26/2010	<2.1	U		<1.1	U		<0.92	U		<1.5	U		<1.5	U		<0.64	U		<0.81	U		<6.4	U		<1.2	U	
		VMP-9-25.5-111910	11/19/2010	<2.3	U		<1.1	U		<0.98	U		<1.6	U		<1.6	U		<0.68	U		<0.87	U		<6.8	U		<1.2	U	
		VMP-9-25.5-020911	2/9/2011	<1.2	U		<0.62	U		<0.54	U		<0.86	U		<0.85	U		<0.37	U		<0.47	U		<3.7	U		<0.69	U	
		VMP-9-25.5-040811	4/8/2011	1			<0.31	U		0.084	J		<0.44	U		<0.43	U		<0.19	U		0.089	J		<1.9	U		<0.35	U	
		VMP-9-25.5-080211	8/2/2011	<1.4	U		<0.69	U		<0.6	U		<0.97	U		<0.96	U		<0.42	U		0.13	J	J	<4.2	U		<0.77	U	
		VMP-9-25.5-110711	11/7/2011	0.41	J		<0.61	U		<0.53	U		<0.85	U		0.28	J		<0.37	U		0.55			0.24	J		<0.68	U	
		VMP-9-25.5-110711-DUP	11/7/2011	0.58	J		<0.53	U		<0.46	U		<0.74	U		0.19	J		<0.32	U		0.57			<3.2	U		<0.59	U	
		VMP-9-25.5-012612	1/26/2012	<0.32	U		<0.16	U		<0.14	U		<0.22	U		<0.22	U		<0.095	U		0.048	J	J	<0.96	U		<0.18	U	
		VMP-9-25.5-041112	4/11/2012	<0.009	U		0.004	J		<0.0039	U		<0.0063	U		0.0014	J		<0.0027	U		0.053			<0.027	U		<0.005	U	
		VMP-9-25.5-071312	7/13/2012	0.093			0.0014	J	U	0.0027	J		<0.0068	U		0.0025	J	U	0.0036			0.077			<0.029	U		0.00057	J	U
		VMP-9-25.5-071312-Dup	7/13/2012	0.11			0.0012	J	U	0.003	J		<0.0066	U		0.003	J	U	0.004			0.075			<0.028	U		<0.0052	U	
	38.5 ft	VMP-9-38.5	11/10/2009	<5.4	U		<2.7	U		<2.3	U		<3.8	U		<3.7	U		<1.6	U		<2.1	U		<16	U	UJ	<3	U	
		VMP-9-38.5-020911	2/9/2011	<2	U		<1	U		<0.89	U		<1.4	U		<1.4	U		<0.62	U		<0.79	U		<6.2	U		<1.1	U	
		VMP-9-38.5-040811	4/8/2011	4.5			<1.4	U		0.24	J		<1.9	U		<1.9	U		<0.82	U		0.67	J		<8.2	U		<1.5	U	
		VMP-9-38.5-012612	1/26/2012	<0.41	U		<0.21	U		<0.18	U		<0.29	U		<0.28	U		<0.12	U		0.051	J	J	<1.2	U		<0.23	U	
		VMP-9-38.5-041112	4/11/2012	0.0078	J		<0.004	U		0.00065	J		<0.0055	U		<0.0055	U		<0.0024	U		0.1			<0.024	U		<0.0044	U	
		VMP-9-38.5-071312	7/13/2012	0.088			0.0011	J	U	0.0037	J		<0.0073	U		0.0022	J	U	0.0044			0.07			<0.031	U		<0.0058	U	
VMP-18	8.5 ft	VMP-18-8.5	6/18/2010	0.012	J		<0.007	U		<0.006	U		<0.009	U		<0.009	U		0.0072			0.0014	J		<0.043	U		<0.007	U	
		VMP-18-8.5-090710	9/7/2010	0.014			<0.0063	J	U	<0.0055	U		<0.0088	J	U	<0.0088	J	U	<0.0038	U		0.0021	J		<0.038	J	U	0.0011	J	
		VMP-18-8.5-111910	11/19/2010	0.0036	J		<0.0053	U		<0.0046	U		<0.0074	U		<0.0073	U		<0.0032	U		<0.0041	U		<0.032	U		<0.0059	U	
		VMP-18-8.5-020711	2/7/2011	0.091		J	0.0029	J		<0.0051	U		<0.0082	U		<0.0081	U		<0.0035	U		0.013		J	<0.035	J	U	<0.0065	U	
		VMP-18-8.5-020711-DUP	2/7/2011	0.012		J	0.0017	J		<0.0049	U		<0.0079	U		<0.0078	U		<0.0034	U		0.0031	J	J	<0.034	J	U	<0.0062	U	
		VMP-18-8.5-040711	4/7/2011	<0.013	U		0.01			<0.0055	U		<0.0088	U		0.0036	J		<0.0038	U		0.0011	J		<0.038	J	U	<0.007	U	
		VMP-18-8.5-072811	7/28/2011	0.03			0.001	J		0.0021	J		<0.0095	U		<0.0094	U		0.0013	J		0.012			<0.041	U		<0.0075	U	
		VMP-18-8.5-110711	11/7/2011	0.012			<0.0044	U		<0.0038	U		<0.0061	U		<0.0061	U		<0.0026	U		0.01			<0.026	U		<0.0049	U	
		VMP-18-8.5-012312	1/23/2012	0.035			<0.0048	U		<0.0041	U		<0.0066	U		0.0026	J		<0.0029	U		0.0042			<0.029	U		<0.0053	U	
		VMP-18-8.5-041012	4/10/2012	0.14			<0.0049	J	U	<0.0043	J	U	<0.0069	U		<0.0068	J	U	0.01			0.036			<0.03	U		<0.0055	U	
		VMP-18-8.5-071212	7/12/2012	0.088			0.00077	J	U	0.0016	J	U	<0.0067	U		<0.0066	U		0.0024	J		0.05			<0.029	U		<0.0053	U	
VMP-19	5 ft	VMP-19-5	6/18/2010	0.024			<0.006	U		<0.005	U		<0.009	U		<0.009	J	U	<0.004	U		<0.005	U		<0.04	U		<0.007	U	
		VMP-19-5-090110	9/1/2010	0.58			<0.0063	J	U	<0.0055	U		<0.0088	U		<0.0088	J	U	<0.0038	U		<0.0049	U		<0.038	J	UJ	<0.007	U	
		VMP-19-5-111510	11/15/2010	0.0034	J		<0.0068	U		0.0065			<0.0095	U		0.0013	J		<0.0041	U		0.0014	J		<0.041	U		0.0014	J	
		VMP-19-5-020411	2/4/2011	0.0076	J		<0.0059	U		<0.0052	U		<0.0083	U		<0.0082	U		<0.0036	U		0.0018	J		<0.036	J	U	<0.0066	U	
		VMP-19-5-040711	4/7/2011	<0.013	U		<0.0066	U		<0.0058	U		<0.0093	U		0.0015	J		<0.004	U		0.0014	J		0.0031	J		<0.0074	U	
		VMP-19-5-080911	8/9/2011	0.026			<0.0073	J	U	<0.0063	J	U	<0.01	U		<0.01	J	U	<0.0044	U		0.032			<0.044	J	U	<0.0081	U	
		VMP-19-5-080911-DUP	8/9/2011	0.028			<0.0069	J	U	<0.006	J	U	<0.0097	U		<0.0096	J	U	<0.0042	U		0.027			<0.042	J	U	<0.0077	U	
		VMP-19-5-110811	11/8/2011	0.0078	J		<0.0048	U		<0.0042	U		<0.0067	U		<0.0066	U		<0.0029	U		0.014			<0.029	U		<0.0053	U	
		VMP-19-5-012612	1/26/2012	0.01			<0.0042	U		<0.0036	U		<0.0059	U		<0.0058	U		<0.0025	U		0.0061			<0.025	U		<0.0047	U	
		VMP-19-5-041012	4/10/2012	0.076			<0.0048	J	U	<0.0042	J	U	<0.0067	U		<0.0066	J	U	0.0071			0.029			<0.029	U		<0.0053	U	
		VMP-19-5-071112	7/11/2012	<0.011	U		0.0011	J	U	0.0016	J	U	<0.0076	U		<0.0076	U		0.0017	J		0.059			<0.033	U		<0.0061	U	

SEE PAGES 50 THROUGH 56 OF TABLE FOR NOTES

TABLE 3
CUMULATIVE SUMMARY OF SOIL VAPOR ANALYTICAL DETECTIONS AND SCREENING RESULTS: VILLAGE - VOCS

Location	Depth	Sample ID	Sample Date	1,1,2-Trichloroethane 170000			Trichloroethene 1.5			Trichlorofluoromethane 860			1,2,4-Trimethylbenzene			1,3,5-Trimethylbenzene			2,2,4-Trimethylpentane			Vinyl chloride 0.29			m,p-Xylene 130			o-Xylenes 120		
				Result	Lab	URS	Result	Lab	URS	Result	Lab	URS	Result	Lab	URS	Result	Lab	URS	Result	Lab	URS	Result	Lab	URS	Result	Lab	URS	Result	Lab	URS
VMP-9	5 ft	VMP-9-5	11/11/2009	<0.006	U		<0.006	U		<0.006	U		<0.005	U		<0.005	U		<0.005	U		<0.002	U		<0.004	U		<0.004	U	
		VMP-9-5-082610	8/26/2010	<0.0062	U		<0.0061	U		<0.0064	U		<0.0056	U		<0.0056	U		0.029			<0.0029	U		0.0013	J		<0.005	U	
		VMP-9-5-111910	11/19/2010	<0.0065	U		0.0037	J		<0.0067	U		<0.0058	U		<0.0058	U		0.0075			<0.003	U		<0.0052	U		<0.0052	U	
		VMP-9-5-020811	2/8/2011	<0.006	U		0.0014	J		0.0011	J		<0.0054	U		<0.0054	U		0.002	J		<0.0028	U		<0.0048	U		<0.0048	U	
		VMP-9-5-040611	4/6/2011	<0.016	U		0.0077	J		<0.017	U		<0.015	U		<0.015	U		0.022			<0.0077	U		<0.013	U		<0.013	U	
		VMP-9-5-080211	8/2/2011	<0.32	U		<0.32	U		<0.33	U		<0.29	U		<0.29	U		150			<0.15	U		<0.26	U		<0.26	U	
		VMP-9-5-110411	11/4/2011	<0.0048	U		<0.0047	U		<0.0049	U		0.0016	J		<0.0043	J	U	0.38			<0.0022	U		<0.0038	J	U	<0.0038	U	
		VMP-9-5-012612	1/26/2012	<0.0041	U		0.0017	J		0.00055	J		<0.0037	U		<0.0037	U		1.1			<0.0019	U		0.0018	J		0.00064	J	
		VMP-9-5-041112	4/11/2012	<0.0049	U		<0.0048	U		<0.005	U		0.0012	J		<0.0044	U		0.087			<0.0023	U		0.0025	J		<0.0039	U	
		VMP-9-5-071312	7/13/2012	<0.0052	U		<0.0051	U		0.0013	J		<0.0047	U		<0.0047	U		0.0031	J		<0.0024	U		0.0062			0.0017	J	U
	11.5 ft	VMP-9-11.5	11/11/2009	<0.007	U		<0.007	U		<0.007	U		<0.006	U		<0.006	U		<0.006	U		<0.003	U		<0.006	U		<0.006	U	
		VMP-9-11.5-082610	8/26/2010	<0.14	U		<0.14	U		<0.14	U		<0.13	U		<0.13	U		98			<0.066	U		<0.11	U		<0.11	U	
		VMP-9-11.5-111910	11/19/2010	<0.41	U		0.37	J		<0.42	U		<0.37	U		<0.37	U		150			<0.19	U		<0.32	U		<0.32	U	
		VMP-9-11.5-020911	2/9/2011	<0.0073	U		<0.0072	U		<0.0076	U		<0.0066	U		<0.0066	U		0.0073			<0.0034	U		<0.0058	U		<0.0058	U	
		VMP-9-11.5-020911-DUP	2/9/2011	<0.0057	U		<0.0056	U		<0.0059	U		<0.0051	U		<0.0051	U		0.0074			<0.0027	U		<0.0045	U		<0.0045	U	
		VMP-9-11.5-040611	4/6/2011	<0.022	U		0.011	J		<0.022	U		<0.019	U		<0.019	U		0.0075	J		<0.01	U		<0.017	U		<0.017	U	
		VMP-9-11.5-080211	8/2/2011	<0.48	U		<0.47	U		<0.49	U		<0.43	U		<0.43	U		310			<0.22	U		<0.38	U		<0.38	U	
		VMP-9-11.5-110411	11/4/2011	<0.0048	U		<0.0047	U		<0.0049	U		0.0018	J		<0.0043	J	U	0.031			<0.0022	U		<0.0038	J	U	<0.0038	U	
		VMP-9-11.5-012612	1/26/2012	<0.0042	U		0.0071			<0.0044	U		<0.0038	U		<0.0038	U		0.11			<0.002	U		0.0018	J		0.00068	J	
		VMP-9-11.5-041112	4/11/2012	<0.005	U		0.0016	J		0.0017	J		<0.0045	U		<0.0045	U		0.075			<0.0023	U		0.0014	J		0.00055	J	
		VMP-9-11.5-071312	7/13/2012	<0.0056	U		<0.0055	U		0.0012	J		0.0033	J		0.0011	J	U	<0.0048	U		<0.0026	U		0.011			0.0037	J	
	25.5 ft	VMP-9-25.5	11/10/2009	<1.5	U		<1.5	U		<1.5	U		<1.4	U		<1.4	U		710		J	<0.7	U		<1.2	U		<1.2	U	
		VMP-9-25.5-D	11/10/2009	<1.3	U		<1.3	U		<1.4	U		<1.2	U		<1.2	U		680		J	<0.63	U		<1.1	U		<1.1	U	
		VMP-9-25.5-082610	8/26/2010	<1.1	U		<1.1	U		<1.1	U		0.19	J		<0.99	U		650			<0.52	U		<0.87	U		<0.87	U	
		VMP-9-25.5-082610-DUP	8/26/2010	<1.2	U		<1.2	U		<1.2	U		0.17	J		<1.1	U		660			<0.55	U		<0.94	U		<0.94	U	
		VMP-9-25.5-111910	11/19/2010	<1.2	U		<1.2	U		<1.3	U		<1.1	U		<1.1	U		550			<0.59	U		<1	U		<1	U	
		VMP-9-25.5-020911	2/9/2011	<0.69	U		<0.68	U		<0.71	U		0.12	J		<0.62	U		190			<0.32	U		<0.55	U		<0.55	U	
		VMP-9-25.5-040811	4/8/2011	<0.35	U		<0.34	U		<0.36	U		0.056	J		<0.31	U		98			<0.16	U		0.075	J		<0.28	U	
		VMP-9-25.5-080211	8/2/2011	<0.77	U		<0.76	U		<0.79	U		<0.69	U		<0.69	U		440		J	<0.36	U		<0.61	U		<0.61	U	
		VMP-9-25.5-110711	11/7/2011	<0.68	U		0.32	J		<0.7	U		<0.61	U		<0.61	U		120			<0.32	U		<0.54	U		<0.54	U	
		VMP-9-25.5-110711-DUP	11/7/2011	<0.59	U		0.33	J		0.12	J		<0.53	U		<0.53	U		120			<0.27	U		<0.47	U		<0.47	U	
		VMP-9-25.5-012612	1/26/2012	<0.18	U		<0.17	U		<0.18	U		<0.63	U		<0.16	U		76		J	<0.082	U		<0.14	U		<0.14	U	
		VMP-9-25.5-041112	4/11/2012	<0.005	U		<0.0049	U		<0.0051	U		0.0013	J		0.0006	J		0.046			<0.0023	U		0.0035	J		0.0006	J	
		VMP-9-25.5-071312	7/13/2012	<0.0054	U		<0.0053	U		0.0015	J		0.0028	J	U	0.0014	J	U	0.0026	J	U	<0.0025	U		0.018			0.0064		
		VMP-9-25.5-071312-Dup	7/13/2012	<0.0052	U		<0.0051	U		0.0016	J		0.003	J	U	0.0014	J	U	0.0025	J	U	<0.0024	U		0.017			0.006		
	38.5 ft	VMP-9-38.5	11/10/2009	<3	U		<3	U		<3.1	U		<2.7	U		<2.7	U		640		J	<1.4	U		<2.4	U		<2.4	U	
		VMP-9-38.5-020911	2/9/2011	<1.1	U		<1.1	U		<1.2	U		<1	U		<1	U		380			<0.53	U		<0.91	U		<0.91	U	
		VMP-9-38.5-040811	4/8/2011	<1.5	U		<1.5	U		<1.6	U		<1.4	U		<1.4	U		250			<0.71	U		<1.2	U		<1.2	U	
		VMP-9-38.5-012612	1/26/2012	<0.23	U		<0.22	U		<0.24	U		<0.82	U		<0.21	U		120		J	<0.11	U		0.019	J	J	<0.18	U	
		VMP-9-38.5-041112	4/11/2012	<0.0044	U		0.0017	J		<0.0045	U		<0.004	U		<0.004	U		0.1			<0.002	U		0.0017	J		0.00046	J	
		VMP-9-38.5-071312	7/13/2012	<0.0058	U		0.0014	J	U	0.0014	J		0.0035	J		0.0014	J	U	0.0024	J	U	<0.0027	U		0.014			0.005		
VMP-18	8.5 ft	VMP-18-8.5	6/18/2010	<0.007	U		<0.007	U		0.0012	J		<0.007	U		<0.007	U		0.0084			<0.003	U		0.0013	J		<0.006	U	
		VMP-18-8.5-090710	9/7/2010	<0.007	U		<0.0069	J	U	0.0024	J		<0.0063	J	U	<0.0063	U		0.06			<0.0033	U		0.00095	J		<0.0056	U	
		VMP-18-8.5-111910	11/19/2010	<0.0059	U		0.0022	J		<0.0061	U		<0.0053	U		<0.0053	U		0.093			<0.0028	U		<0.0047	U		<0.0047	U	
		VMP-18-8.5-020711	2/7/2011	<0.0065	U		0.0026	J		0.0011	J		0.0042	J		0.0019	J		0.1		J	<0.003	U		0.023		J	0.0083		
		VMP-18-8.5-020711-DUP	2/7/2011	<0.0062	U		0.0019	J		0.0011	J		0.0023	J		<0.0056	U		0.032		J	<0.0029	U		0.0053		J	0.0023	J	
		VMP-18-8.5-040711	4/7/2011	<0.007	U		0.0032	J		0.001	J		<0.0063	J	U	<0.0063	U		0.022			<0.0033	U		<0.0056	J	U	<0.0056	U	
		VMP-18-8.5-072811	7/28/2011	<0.0075	U		<0.0074	U		<0.0078	U		0.0063	J		<0.0068	J	U	0.0051	J		<0.0035	U		0.007			0.0022	J	
		VMP-18-8.5-110711	11/7/2011	<0.0049	U		<0.0048	U		0.00097	J		<0.0044	J	U	<0.0044	U		<0.0042	U		<0.0023	U		<0.0039	J	U	0.00071	J	
		VMP-18-8.5-012312	1/23/2012	<0.0053	U		<0.0052	U		0.00098	J		<0.0048	U		<0.0048	U		0.0016	J		<0.0025	U		0.0014	J		<0.0042	U	
		VMP-18-8.5-041012	4/10/2012	<0.0055	U		0.0012	J		<0.0056	U		0.0036	J		<0.0049	J	U	0.061			<0.0026	U		0.019			0.0053		
		VMP-18-8.5-071212	7/12/2012	<0.0053	U		<0.0053	U		0.001	J		0.0041	J		<0.0048	U		0.005			<0.0025	U		0.008			0.0025	J	
VMP-19	5 ft	VMP-19-5	6/18/2010	<0.007	U		<0.007	U		0.00091	J		<0.006	U		<0.006	U		0.013			<0.003	U		<0.005	U		<0.005	U	
		VMP-19-5-090110	9/1/2010	<0.007	U		<0.0069	U		0.0013	J		<0.0063	J	U	<0.0063	U		0.22	J	J	<0.0033	U		0.014		J	0.0047	J	J
		VMP-19-5-111510	11/15/2010	<0.0075	U		0.0024	J		0.0011	J		<0.0068	U		<0.0068	U		0.0054	J		<0.0035	U		<0.006	J	U	<0.006	U	
		VMP-19-5-020411	2/4/2011	<0.0066	U		0.0032	J		0.001	J		<0.0059	U		<0.0059	U		0.046			<0.0031	U		0.00044	J		<0.0052	U	
		VMP-19-5-040711	4/7/2011	<0.0074	U		0.0034	J		0.00094	J		<0.0066	U		<0.0066	U		0.054			<0.0034	U		0.0015	J		<0.0059	U	
		VMP-19-5-080911	8/9/2011	<0.0081	U		<0.008	J	U	<0.0083	J	U	<0.0073	J	U	<0.0073	J	U	0.1		J	<0.0038	U		0.011			<0.0064	J	U
		VMP-19-5-080911-DUP	8/9/2011	<0.0077	U		<0.0076	U		<0.0079	J	U	<0.0069	J	U	<0.0069	J	U	0.078		J	<0.0036	U		0.011			<0.0061	J	U
		VMP-19-5-110811	11/8/2011	<0.0053	U		<0.0053	U		<0.0055	U		<0.0048	J	U	<0.0048	U		0.0038	J		<0.0025	U		<0.0042	J	U	<0.0042	U	
		VMP-19-5-012612	1/26/2012	<0.0047	U		<0.0046	U		<0.0048	U		<0.0042	U		<0.0042	U		0.00079	J		<0.0022	U		0.0079			0.0017	J	
		VMP-19-5-041012	4/10/2012	<0.0053	U		0.0018	J		<0.0055	U		<0.0048	J	U	<0.0048	J	U	0.026			0.00042	J		0.0097			0.0025	J	
		VMP-19-5-071112	7/11/2012	<0.0061	U		<0.006	U		0.0011	J		0.0055			0.0013	J	U	<0.0052	U		<0.0028	U		0.0096			0.003	J	

SEE PAGES 50 THROUGH 56 OF TABLE FOR NOTES

TABLE 3
CUMULATIVE SUMMARY OF SOIL VAPOR ANALYTICAL DETECTIONS AND SCREENING RESULTS: VILLAGE - VOCS

Location	Depth	Sample ID	Sample Date	Acetone 750000			alpha-Chlorotoluene			Benzene 0.37			Bromodichloromethane 450000			Bromoform 11			Bromomethane 6.9			1,3-Butadiene			Butane			2-Butanone 6400		
				Result	Lab	URS	Result	Lab	URS	Result	Lab	URS	Result	Lab	URS	Result	Lab	URS	Result	Lab	URS	Result	Lab	URS	Result	Lab	URS	Result	Lab	URS
VMP-20	5 ft	VMP-20-5-031411	3/14/2011	0.032			<0.0063	U		0.27			<0.0081	U		<0.012	U		<0.0047	U		<0.0027	U					0.0026	J	
		VMP-20-5-041511	4/15/2011	0.019	J		<0.069	U		0.037	J		<0.089	U		<0.14	U		<0.052	U		<0.029	U		17			<0.16	U	
		VMP-20-5-072511	7/25/2011	0.036			<0.0073	U	UJ	0.038			<0.0094	U		<0.014	U		<0.0055	U		<0.0031	U		<0.013	U		0.016		
		VMP-20-5-110111	11/1/2011	0.017			<0.0042	U		0.015			<0.0054	U		<0.0083	U		<0.0031	U		<0.0018	U		0.004	J		0.0037	J	
		VMP-20-5-012312	1/23/2012	0.012	J		<0.02	U		0.19			<0.026	U		<0.04	U		<0.015	U		<0.0086	U		0.14			0.0054	J	
		VMP-20-5-041012	4/10/2012	0.07			<0.0045	U		0.0043			<0.0059	U		<0.009	U		<0.034	U		<0.0019	U		0.0037	J		0.031		
		VMP-20-5-071112	7/11/2012	0.031			<0.006	U	UJ	<0.0037	U		<0.0078	U		<0.012	U		<0.045	U		<0.0026	U		<0.011	U		0.0039	J	
		VMP-20-5-073112	7/31/2012	0.15			<0.0051	U		0.048			<0.0066	U		<0.01	U		<0.038	U		<0.0022	U		<0.0093	U		0.023		
	10 ft	VMP-20-10-031411	3/14/2011	0.021			<0.0063	U		0.21			0.0023	J		<0.012	U		<0.0047	U		<0.0027	U					0.0035	J	
		VMP-20-10-041511	4/15/2011	0.015	J		<0.063	U		0.046			<0.081	U		<0.12	U		<0.047	U		<0.027	U		1.1			<0.14	U	
		VMP-20-10-072511	7/25/2011	0.022			<0.0067	U	UJ	0.015			0.0015	J		<0.013	U		<0.005	U		<0.0028	U		<0.012	U		0.018		
		VMP-20-10-110111	11/1/2011	0.023			<0.0044	U		0.0018	J		<0.0057	U		<0.0088	U		<0.0033	U		<0.0019	U		<0.0081	U		0.0019	J	
		VMP-20-10-012312	1/23/2012	0.0099			<0.0046	U		0.045			<0.006	U		<0.0092	U		<0.0035	U		<0.002	U		<0.0085	U		0.0029	J	
		VMP-20-10-041012	4/10/2012	0.086			<0.0044	U		0.0043			<0.0057	U		<0.0088	U		<0.033	U		<0.0019	U		0.0033	J		0.06		
		VMP-20-10-071112	7/11/2012	0.035			<0.0051	U	UJ	0.0033			<0.0066	U		<0.01	U		<0.038	U		<0.0022	U		<0.0093	U		0.0077	J	
	25 ft	VMP-20-25-031411	3/14/2011	0.01	J		<0.0062	U		0.35			<0.008	U		<0.012	U		<0.0046	U		<0.0026	U					0.0011	J	
		VMP-20-25-041511	4/15/2011	<0.13	U		<0.071	U		<0.044	U		<0.092	U		<0.14	U		<0.054	U		<0.03	U		0.58			<0.16	U	
		VMP-20-25-072611	7/26/2011	<0.87	U		<0.48	U	UJ	0.18	J		<0.62	U		<0.95	U		<0.36	U		<0.2	U		<0.87	U		<1.1	U	
		VMP-20-25-110511	11/5/2011	0.042			<0.0043	U		0.004			<0.0056	U		<0.0087	J	U	<0.0033	U		<0.0018	U		<0.008	U		0.0085	J	
		VMP-20-25-012312	1/23/2012	0.0091			<0.0048	U		0.0042			<0.0063	U		<0.0097	U		<0.0036	U		<0.0021	U		<0.0089	U		0.0042	J	
		VMP-20-25-041012	4/10/2012	0.055			<0.0045	U		0.004			<0.0059	U		<0.009	U		<0.034	U		<0.0019	U		0.0074	J		0.039		
		VMP-20-25-041012-Dup	4/10/2012	0.054			<0.0046	U		0.0041			<0.006	U		<0.0092	U		<0.035	U		<0.002	U		0.0067	J		0.037		
		VMP-20-25-071112	7/11/2012	0.034			<0.0052	U	UJ	0.001	J		<0.0067	U		<0.01	U		<0.039	U		<0.0022	U		<0.0096	U		0.006	J	
VMP-21	5 ft	VMP-21-5-020911	2/9/2011	<4.4	U		<2.4	U		<1.5	U		<3.1	U		<4.8	U		<1.8	U		<1	U					<1.4	U	
		VMP-21-5-020911-DUP	2/9/2011	<7.6	U		<4.1	U		<2.5	U		<5.3	U		<8.2	U		<3.1	U		<1.8	U					<2.3	U	
		VMP-21-5-041311	4/13/2011	0.0092	J		0.001	J		0.84			<0.0088	U		<0.014	U		<0.0051	U		<0.0029	U		0.41			0.0021	J	
		VMP-21-5-072511	7/25/2011	0.029			<0.0071	U	UJ	0.019			<0.0092	U		<0.014	U		<0.0054	U		<0.003	U		<0.013	U		0.02		
		VMP-21-5-110111	11/1/2011	0.017			<0.0059	U		0.011			<0.0076	U		<0.012	U		<0.0044	U		<0.0025	U		<0.011	U		0.0039	J	
		VMP-21-5-012312	1/23/2012	0.008	J		<0.005	U		0.00067	J		<0.0065	U		<0.01	U		<0.0038	U		<0.0021	U		<0.0092	U		0.0034	J	
		VMP-21-5-012312-DUP	1/23/2012	0.0092			<0.0046	U		0.00091	J		<0.006	U		<0.0092	U		<0.0035	U		<0.002	U		<0.0085	U		0.0034	J	
		VMP-21-5-042412	4/24/2012	0.023	J		<0.0095	U		0.58			<0.012	U		<0.019	U		<0.071	U		<0.004	U		0.025			0.01	J	
		VMP-21-5-071012	7/10/2012	0.12			<0.0055	U	UJ	0.003	J		<0.0071	U		<0.011	U		<0.041	U		<0.0023	U		<0.01	U		0.02		
	10 ft	VMP-21-10-021011	2/10/2011	<4	U		<2.2	U		<1.3	U		<2.8	U		<4.3	U		<1.6	U		<0.93	U					<1.2	U	
		VMP-21-10-041311	4/13/2011	0.14	J		<0.27	U		0.066	J		<0.36	U		<0.55	U		<0.2	U		<0.12	U		7.6			0.046	J	
		VMP-21-10-072511	7/25/2011	0.083			<0.015	U	UJ	0.012			<0.02	U		<0.03	U		<0.011	J	U	<0.0065	U		<0.028	U		0.01	J	
		VMP-21-10-110111	11/1/2011	0.015			<0.0044	U		0.0023	J		<0.0057	U		<0.0088	U		<0.0033	U		<0.0019	U		<0.0081	U		0.0043	J	
		VMP-21-10-012312	1/23/2012	0.022			<0.005	U		0.017			<0.0065	U		<0.01	U		<0.0038	U		<0.0021	U		<0.0092	U		0.0041	J	
		VMP-21-10-040912	4/9/2012	0.028			<0.0045	U		0.041			<0.0059	U		<0.009	U		<0.034	U		<0.0019	U		0.008	J		0.0077	J	
		VMP-21-10-071012	7/10/2012	0.055			<0.0052	U	UJ	0.0018	J		<0.0067	U		<0.01	U		<0.039	U		<0.0022	U		<0.0096	U		0.0065	J	
	25 ft	VMP-21-25-021011	2/10/2011	<11	U		<6	U		1.7	J		<7.8	U		<12	U		<4.5	U		<2.6	U					<3.4	U	
		VMP-21-25-041411	4/14/2011	12	J		<21	U		<13	U		<27	U		<42	U		<16	U		<9	U		5400			<48	U	
		VMP-21-25-041411-DUP	4/14/2011	5.2	J		<21	U		<13	U		<27	U		<42	U		<16	U		<9	U		5400			<48	U	
		VMP-21-25-072611	7/26/2011	<12	U		<6.8	U	UJ	1.3	J		<8.8	U		<14	U		<5.1	U		<2.9	U					<16	U	
		VMP-21-25-110511	11/5/2011	5	J		<4.3	U		0.5	J		<5.6	U		<8.7	U		<3.3	U		<1.8	U		290			4.1	J	
		VMP-21-25-012412	1/24/2012	<0.11	J	U	<0.24	U		0.027	J		<0.078	U		<0.48	U		<0.045	U		<0.026	U		0.047	J		<0.14	U	
		VMP-21-25-040912	4/9/2012	0.09			<0.0047	U		0.048			<0.0061	U		<0.0094	U		<0.036	U	UJ	<0.002	U		<0.0087	U		<0.011	U	
		VMP-21-25-071112	7/11/2012	0.028			<0.0047	U	UJ	0.00098	J		<0.0061	U		<0.0094	U		<0.036	U		<0.002	U		0.011			0.004	J	
	33 ft	VMP-21-33-021011	2/10/2011	<11	U		<6	U		1.8	J		<7.8	U		<12	U		<4.5	U		<2.6	U					<3.4	U	
		VMP-21-33-041411	4/14/2011	8.8	J		<20	U		<12	U		<26	U		<41	U		<15	U		<8.7	U		5200			<46	U	
		VMP-21-33-110511	11/5/2011	1.2	J		<0.99	U		0.14	J		<1.3	U		0.27	J		<0.74	U		<0.42	U		20			0.93	J	
		VMP-21-33-012412	1/24/2012	<0.26	U		<0.57	U		0.13		J	<0.18	U		<1.1	U		<0.11	U		<0.06	U		0.48		J	<0.32	U	
		VMP-21-33-042412	4/24/2012	0.011	J		<0.0048	U		0.41			<0.0063	U		<0.0097	U		<0.036	U		<0.0021	U		0.086			0.0055	J	
		VMP-21-33-071112	7/11/2012	0.044			<0.0051	U	UJ	0.0011	J		<0.0066	U		<0.01	U		<0.038	U		<0.0022	U		0.019			0.007	J	
VMP-22	5 ft	VMP-22-5-021111	2/11/2011	<0.24	U		<0.13	U		0.029	J		<0.17	U		<0.26	U		<0.1	U		<0.057	U					<0.076	U	
		VMP-22-5-041811	4/18/2011	<0.12	U		<0.065	U		0.024	J		<0.084	U		<0.13	U		<0.049	U		<0.028	U		0.17			<0.15	U	
		VMP-22-5-072611	7/26/2011	0.026			<0.0077	U	UJ	0.12			<0.0099	U		<0.015	U		<0.0057	J	U	<0.0033	U		0.22			0.017	J	
		VMP-22-5-110111	11/1/2011	0.032			<0.0043	U		0.012			<0.0056	U		<0.0087	U		<0.0033	U		<0.0018	U		<0.008	U		0.0063	J	
		VMP-22-5-012412	1/24/2012	0.021		J	<0.0046	U		0.11		J	<0.0059	U		<0.0091	U		<0.0034	U		<0.002	U		0.024		J	0.0047	J	J
		VMP-22-5-040912	4/9/2012	0.033			<0.0051	U		0.0085			<0.0066	U		<0.01	U		0.039	J	J	<0.0022	U		0.014			<0.012	U	
		VMP-22-5-070912	7/9/2012	0.034			<0.0056	U	UJ	0.0012	J		<0.0073	U		<0.011	U		<0.042	U		<0.0024	U		<0.01	U		0.0037	J	
	10 ft	VMP-22-10-021111	2/11/2011	<0.12	U		<0.063	U		0.021	J		<0.082	U		<0.13	U		<0.047	U		<0.027	U					<0.036	U	
		VMP-22-10-041811	4/18/2011	<0.12	U		<0.068	U		0.12			<0.087	U		<0.13	U		<0.051	U		<0.029	U		0.086	J		<0.15	U	
		VMP-22-10-072611	7/26/2011	0.015		J	<0.0078	U	UJ	0.03			<0.01	U		<0.016	U		<0.0059	J	U	<0.0034	U		0.018		J	0.011	J	
		VMP-22-10-072611-DUP	7/26/2011	0.052		J	<0.0092	U	UJ	0.03			<0.012	U		<0.018	U		<0.0069	U		<0.0039	U		0.059		J	0.023		
		VMP-22-10-110211	11/2/2011	0.013			<0.0044	U		0.006			<0.0057	U		<0.0088	U		<0.0033	U		<0.0019	U		<0.0081	U		0.0033	J	
		VMP-22-10-012412	1/24/2012	0.0061	J		<0.005	U		0.02			<0.0065	U		<0.01	U		<0.0038	U		<0.0021	U		<0.0092	U		0.011	J	
		VMP-22-10-040912	4/9/2012	0.031			<0.005	U		0.0068			<0.0065	U		<0.01	U		<0.037	U	UJ	<0.0021	U		<0.0092	U		<0.011	U	
		VMP-22-10-070912	7/9/2012	0.017	J		<0.0056	U	UJ	<0.0035	U		<0.0073	U		<0.011	U		<0.042	U		<0.0024	U		<0.01	U		<0.013	U	
		VMP-22-10-070912-Dup	7/9/2012	0.021	J		<0.0055	U	UJ	<0.0034	U		<0.0071	U		<0.011	U		<0.041	U		<0.0023	U		<0.01	U		<0.012	U	
	18 ft	VMP-22-18-021111	2/11/2011	<2	U		<1.1	U		0.67	J		<1.4	U		<2.2	U		<0.82	U		<0.47	U					<0.63	U	
		VMP-22-18-041811	4/18/2011	1.1	J		<4.6	U		1	J		<6	U		<9.3	U		<3.5	U		<2	U		620			<11	U	
		VMP-22-18-072611	7/26/2011	<4.4	U		<2.4	U	UJ	0.42	J		<3.1	U		<4.8	U		<1.8	U		<1	U		470			<5.4	U	
		VMP-22-18-110511	11/5/2011	0.012			<0.0047	U		0.009			<0.0061	J	U	<0.0094	J	U	<0.0036	U		<0.002	U		0.012			0.0058	J	
		VMP-22-18-012412	1/24/2012	<0.08	J	U	<0.17	U		0.012	J	J	<0.056	U		<0.35	U		<0.033	U		<0.018	U		0.045	J	J	<0.099	U	
		VMP-22-18-040912	4/9/2012	0.022	J		<0.0052	U		0.0062			0.0017	J		<0.01	U		<0.039	U	UJ	<0.0022	U		<0.0096	U		<0.012	U	
		VMP-22-18-070912	7/9/2012	0.036			<0.0055	U	UJ	0.029			<0.0071	U		<0.011	U		<0.041	U		<0.0023	U		<0.01	U		<0.012	U	
	38 ft	VMP-22-38-041811	4/18/2011	<26	U		<14	U		<8.8	U		<18	U		<28	U		<11	U		<6.1	U		3900			<32	U	
		VMP-22-38-012512	1/25/2012	<0.08	U		<0.043	U		0.04			<0.056	U		<0.087	U		<0.033	U		<0.018	U		0.28			<0.099	U	
		VMP-22-38-040912	4/9/2012	0.039			<0.005	U		0.012			0.0048	J		<0.01	U		<0.038	U	UJ	<0.0022	U		<0.0093	U		<0.012	U	
		VMP-22-38-070912	7/9/2012	0.05			<0.0053	U	UJ	0.074			0.0039	J		<0.011	U		<0.04	U		<0.0023	U		<0.0098	U		0.0055	J	

SEE PAGES 50 THROUGH 56 OF TABLE FOR NOTES

TABLE 3
CUMULATIVE SUMMARY OF SOIL VAPOR ANALYTICAL DETECTIONS AND SCREENING RESULTS: VILLAGE - VOCS

Location	Depth	Sample ID	Sample Date	Carbon disulfide			Carbon tetrachloride			Chlorobenzene			Chlorodibromomethane			Chloroethane			Chloroform			Chloromethane			Cyclohexane			1,2-Dibromoethane		
				780			0.21			69			57000						0.11									0.011		
				Result	Lab	URS	Result	Lab	URS	Result	Lab	URS	Result	Lab	URS	Result	Lab	URS	Result	Lab	URS	Result	Lab	URS	Result	Lab	URS	Result	Lab	URS
VMP-20	5 ft	VMP-20-5-031411	3/14/2011	0.1			<0.0076	U		0.038			<0.01	U		<0.013	U		0.031			<0.01	U		0.052			<0.0093	U	
		VMP-20-5-041511	4/15/2011	0.024	J		<0.084	U		<0.061	U		<0.11	U		<0.14	U		<0.065	U		<0.11	U		1.2			<0.1	U	
		VMP-20-5-072511	7/25/2011	0.011	J		<0.0089	U		<0.0065	U		<0.012	U		<0.015	U		0.0012	J		0.0036	J		<0.0048	U		<0.011	J	U
		VMP-20-5-110111	11/1/2011	<0.01	J	U	<0.0051	U		<0.0037	U		<0.0068	U		<0.0085	U		<0.0039	U		0.014			0.0011	J		<0.0062	U	
		VMP-20-5-012312	1/23/2012	0.0058	J		<0.024	U		<0.018	J	U	<0.033	U		<0.041	U		<0.019	U		<0.032	U		0.48			<0.03	U	
		VMP-20-5-041012	4/10/2012	<0.011	U		<0.0055	U		<0.004	U		<0.0074	U		<0.0092	U		<0.0043	U		0.007	J		0.0093			<0.0067	U	
		VMP-20-5-071112	7/11/2012	0.012	J		<0.0073	U		<0.0054	U		<0.0099	U		<0.012	U		<0.0057	U		<0.024	U		<0.004	U		<0.009	U	
		VMP-20-5-073112	7/31/2012	<0.012	U		<0.0062	U		<0.0045	U		<0.0083	U		<0.01	U		<0.0048	U		0.0016	J		0.0018	J		<0.0075	U	
	10 ft	VMP-20-10-031411	3/14/2011	0.0041	J		<0.0076	U		<0.0056	U		<0.01	U		<0.013	U		0.0049	J		<0.01	U		0.0041			<0.0093	U	
		VMP-20-10-041511	4/15/2011	<0.038	U		<0.076	U		<0.056	U		<0.1	U		<0.13	U		<0.059	U		<0.1	U		0.27			<0.093	U	
		VMP-20-10-072511	7/25/2011	<0.016	J	U	<0.0081	U		0.00079	J		<0.011	U		<0.014	U		0.0033	J		<0.011	U		<0.0044	U		<0.0099	U	
		VMP-20-10-110111	11/1/2011	<0.011	J	U	<0.0054	U		<0.0039	U		<0.0073	U		<0.009	U		<0.0042	U		<0.0071	U		<0.0029	U		<0.0066	U	
		VMP-20-10-012312	1/23/2012	<0.011	J	U	<0.0056	U		<0.0041	J	U	<0.0076	U		<0.0094	U		<0.0044	U		<0.0074	U		0.0046			<0.0069	U	
		VMP-20-10-041012	4/10/2012	0.0015	J	J	<0.0054	U		<0.0039	U		<0.0073	U		<0.009	U		<0.0042	U		0.0051	J		0.012			<0.0066	U	
		VMP-20-10-071112	7/11/2012	0.0045	J		<0.0062	U		<0.0045	U		<0.0083	U		<0.01	U		<0.0048	U		0.0031	J		<0.0034	U		<0.0075	U	
	25 ft	VMP-20-25-031411	3/14/2011	<0.015	J	U	<0.0075	U		<0.0055	U		<0.01	U		<0.013	U		<0.0058	U		<0.0099	U		0.0019	J		<0.0092	U	
		VMP-20-25-041511	4/15/2011	<0.043	U		<0.087	U		<0.064	U		<0.12	U		<0.14	U		<0.067	U		<0.11	U		0.23			<0.11	U	
		VMP-20-25-072611	7/26/2011	<0.29	U		<0.58	U		<0.42	U		<0.78	U		<0.97	U		<0.45	U		<0.76	U		<0.32	U		<0.71	U	
		VMP-20-25-110511	11/5/2011	<0.01	J	U	<0.0053	U		<0.0039	J	U	<0.0072	U		<0.0089	U		<0.0041	U		<0.0069	U		<0.0029	U		<0.0064	U	
		VMP-20-25-012312	1/23/2012	<0.012	J	U	<0.0059	U		<0.0043	J	U	<0.008	U		<0.0099	U		<0.0046	U		<0.0077	U		<0.0032	U		<0.0072	U	
		VMP-20-25-041012	4/10/2012	<0.011	U		<0.0055	U		<0.004	U		<0.0074	U		<0.0092	U		<0.0043	U		<0.018	U		0.0021	J		<0.0067	U	
		VMP-20-25-041012-Dup	4/10/2012	<0.011	U		<0.0056	U		<0.0041	U		<0.0076	U		<0.0094	U		<0.0044	U		<0.018	U		0.0021	J		<0.0069	U	
		VMP-20-25-071112	7/11/2012	0.0068	J		<0.0063	U		<0.0046	U		<0.0086	U		<0.011	U		<0.0049	U		<0.021	U		0.0011	J		<0.0077	U	
VMP-21	5 ft	VMP-21-5-020911	2/9/2011	<1.4	U		<2.9	U		<2.1	U		<4	U		<1.2	U		<2.3	U		<3.8	U		94			<3.6	U	
		VMP-21-5-020911-DUP	2/9/2011	<2.5	U		<5	U		<3.6	U		<6.8	U		<2.1	U		<3.9	U		<6.6	U		77			<6.1	U	
		VMP-21-5-041311	4/13/2011	0.0064	J		<0.0083	U		<0.0061	J	U	<0.011	U		<0.014	U		<0.0064	U		<0.011	U		0.4			<0.01	U	
		VMP-21-5-072511	7/25/2011	<0.017	J	U	<0.0087	U		<0.0064	J	U	<0.012	U		<0.014	U		<0.0067	U		<0.011	U		<0.0048	U		<0.011	U	
		VMP-21-5-110111	11/1/2011	<0.014	J	U	<0.0072	U		<0.0052	U		<0.0097	U		<0.012	U		<0.0056	U		<0.0094	U		0.0095			<0.0088	U	
		VMP-21-5-012312	1/23/2012	<0.012	J	U	<0.0061	U		<0.0045	J	U	<0.0083	U		<0.01	U		<0.0047	U		<0.008	U		<0.0033	U		<0.0074	U	
		VMP-21-5-012312-DUP	1/23/2012	<0.011	J	U	<0.0056	U		<0.0041	J	U	<0.0076	U		<0.0094	U		<0.0044	U		<0.0074	U		<0.0031	U		<0.0069	U	
		VMP-21-5-042412	4/24/2012	<0.023	J	U	<0.012	U		<0.0084	J	U	<0.016	U		<0.019	U		<0.0089	U		<0.038	U		0.041			<0.014	U	
		VMP-21-5-071012	7/10/2012	<0.013	U		<0.0067	U		0.0022	J	U	<0.009	U		<0.011	U		<0.0052	U		<0.022	U		0.028			<0.0081	U	
	10 ft	VMP-21-10-021011	2/10/2011	<1.3	U		<2.6	U		<1.9	U		<3.6	U		<1.1	U		<2	U		<3.5	U		72			<3.2	U	
		VMP-21-10-041311	4/13/2011	0.065	J		<0.33	U		<0.24	U		<0.45	U		<0.56	U		<0.26	U		<0.44	U		0.5			<0.41	U	
		VMP-21-10-072511	7/25/2011	<0.036	J	U	<0.018	U		<0.013	J	U	<0.025	U		<0.031	U		<0.014	U		<0.024	U		<0.01	U		<0.022	J	U
		VMP-21-10-110111	11/1/2011	<0.011	J	U	<0.0054	U		<0.0039	U		<0.0073	U		<0.009	U		<0.0042	U		<0.0071	U		<0.0029	U		<0.0066	U	
		VMP-21-10-012312	1/23/2012	<0.012	J	U	<0.0061	U		<0.0045	J	U	<0.0083	U		<0.01	U		<0.0047	U		<0.008	U		0.00092	J		<0.0074	U	
		VMP-21-10-040912	4/9/2012	0.0018	J	J	<0.0055	U		<0.004	U		<0.0074	U		<0.0092	U		<0.0043	U		<0.018	U		0.11			<0.0067	U	
		VMP-21-10-071012	7/10/2012	0.0043	J		<0.0063	U		<0.0046	U		<0.0086	U		<0.011	U		<0.0049	U		<0.021	U		0.00068	J		<0.0077	U	
	25 ft	VMP-21-25-021011	2/10/2011	<3.6	U		<7.3	U		<5.4	U		<9.9	U		<3.1	U		<5.7	U		<9.6	U		370			<9	U	
		VMP-21-25-041411	4/14/2011	<13	U		<26	U		<19	U		<35	U		<43	U		<20	U		<34	U		300			<31	U	
		VMP-21-25-041411-DUP	4/14/2011	<13	U		<26	U		<19	U		<35	U		<43	U		<20	U		<34	U		300			<31	U	
		VMP-21-25-072611	7/26/2011	<4.1	U		<8.3	U		<6.1	U		<11	U		<14	U		<6.4	U		<11	U		290			<10	U	
		VMP-21-25-110511	11/5/2011	4.5	J		<5.3	U		2	J		<7.2	U		<8.9	U		<4.1	U		<6.9	U		6.2			<6.4	U	
		VMP-21-25-012412	1/24/2012	<0.036	U		<0.073	U		<0.053	U		<0.099	U		<0.12	U		<0.057	U		<0.096	U		0.0057	J		<0.089	U	
		VMP-21-25-040912	4/9/2012	0.0028	J		<0.0058	U		<0.0042	U		<0.0078	U		<0.0096	U		<0.0045	U		<0.019	U		0.12			<0.007	U	
		VMP-21-25-071112	7/11/2012	0.0046	J		<0.0058	U		<0.0042	U		<0.0078	U		<0.0096	U		<0.0045	U		<0.019	U		0.0011	J		<0.007	U	
	33 ft	VMP-21-33-021011	2/10/2011	<3.6	U		<7.3	U		<5.4	U		<9.9	U		<3.1	U		<5.7	U		<9.6	U		410			<9	U	
		VMP-21-33-041411	4/14/2011	<12	U		<25	U		<18	U		<34	U		<42	U		<19	U		<32	U		290			<30	U	
		VMP-21-33-110511	11/5/2011	1.1	J		<1.2	U		0.52	J		<1.6	U		<2	U		<0.93	U		<1.6	U		0.38	J		<1.5	U	
		VMP-21-33-012412	1/24/2012	<0.085	U		<0.17	U		<0.12	U		<0.23	U		<0.29	U		<0.13	U		<0.22	U		0.38		J	<0.21	U	
		VMP-21-33-042412	4/24/2012	<0.012	J	U	<0.0059	U		<0.0043	J	U	<0.008	U		<0.0099	U		<0.0046	U		<0.019	U		0.0051			<0.0072	U	
		VMP-21-33-071112	7/11/2012	0.0042	J		<0.0062	U		<0.0045	U		<0.0083	U		<0.01	U		<0.0048	U		<0.02	U		<0.0034	U		<0.0075	U	
VMP-22	5 ft	VMP-22-5-021111	2/11/2011	<0.08	U		<0.16	U		<0.12	U		<0.22	U		<0.068	U		<0.12	U		<0.21	U		<0.088	U		<0.2	U	
		VMP-22-5-041811	4/18/2011	<0.039	U		<0.079	U		<0.058	U		<0.11	U		<0.13	U		<0.062	U		<0.1	U		<0.043	U		<0.097	U	
		VMP-22-5-072611	7/26/2011	<0.018	J	U	<0.0093	U		<0.0068	J	U	<0.013	U		<0.016	U		<0.0072	U		<0.012	U		0.021			<0.011	J	U
		VMP-22-5-110111	11/1/2011	<0.01	J	U	<0.0053	U		<0.0039	U		<0.0072	U		<0.0089	U		0.0018	J		0.0018	J		<0.0029	U		<0.0064	U	
		VMP-22-5-012412	1/24/2012	<0.011	J	U	<0.0056	U		<0.0041	J	U	<0.0075	U		<0.0093	U		<0.0043	U		<0.0073	U		0.29		J	<0.0068	U	
		VMP-22-5-040912	4/9/2012	0.0047	J		<0.0062	U		<0.0045	U		<0.0083	U		<0.01	U		<0.0048	U		<0.02	U		0.021			<0.0075	U	
		VMP-22-5-070912	7/9/2012	0.0074	J		<0.0068	U		<0.005	U		<0.0092	U		<0.011	U		<0.0053	U		<0.022	U		<0.0037	U		<0.0083	U	
	10 ft	VMP-22-10-021111	2/11/2011	<0.038	U		<0.077	U		<0.056	U		<0.1	U		<0.032	U		<0.06	U		<0.1	U		0.19			<0.094	U	
		VMP-22-10-041811	4/18/2011	<0.041	U		<0.082	U		<0.06	U		<0.11	U		<0.14	U		<0.064	U		<0.11	U		<0.045	U		<0.1	U	
		VMP-22-10-072611	7/26/2011	<0.019	J	U	<0.0095	U		<0.007	J	U	<0.013	U		<0.016	U		0.012			<0.012	U		0.0046	J		<0.012	J	U
		VMP-22-10-072611-DUP	7/26/2011	<0.022	J	U	<0.011	U		<0.0082	J	U	<0.015	U		<0.019	U		0.012			<0.015	U		0.0063			<0.014	J	U
		VMP-22-10-110211	11/2/2011	<0.011	J	U	<0.0054	U		<0.0039	U		<0.0073	U		<0.009	U		0.014			<0.0071	U		<0.0029	U		<0.0066	U	
		VMP-22-10-012412	1/24/2012	<0.012	J	U	<0.0061	U		<0.0045	J	U	<0.0083	U		<0.01	U		0.0071			<0.008	U		0.001	J		<0.0074	U	
		VMP-22-10-040912	4/9/2012	0.0032	J		<0.0061	U		<0.0044	U		<0.0082	U		<0.01	U		0.0024	J		<0.02	U		0.013			<0.0074	U	
		VMP-22-10-070912	7/9/2012	<0.014	U		<0.0068	U		<0.005	U		<0.0092	U		<0.011	U		0.0011	J		<0.022	U		<0.0037	U		<0.0083	U	
		VMP-22-10-070912-Dup	7/9/2012	<0.013	U		<0.0067	U		<0.0049	U		<0.009	U		<0.011	U		0.0011	J		<0.022	U		<0.0036	U		<0.0081	U	
	18 ft	VMP-22-18-021111	2/11/2011	<0.66	U		<1.3	U		<0.98	U		<1.8	U		<0.56	U		<1	U		<1.8	U		65			<1.6	U	
		VMP-22-18-041811	4/18/2011	<2.8	U		<5.7	U		<4.1	U		<7.7	U		<9.5	U		<4.4	U		<7.4	U		58			<6.9	U	
		VMP-22-18-072611	7/26/2011	<1.4	U		<2.9	U		<2.1	U		<3.9	U		<4.8	U		<2.2	U		<3.8	U		39			<3.5	U	
		VMP-22-18-110511	11/5/2011	<0.011	J	U	0.0007	J		<0.0042	J	U	<0.0078	U		<0.0096	U		0.094			<0.0076	U		<0.0031	U		<0.007	U	
		VMP-22-18-012412	1/24/2012	<0.026	U		<0.053	U		<0.039	U		<0.072	U		<0.089	U		<0.041	U		<0.069	U		<0.029	U		<0.064	U	
		VMP-22-18-040912	4/9/2012	0.0039	J		<0.0063	U		<0.0046	U		<0.0086	U		<0.011	U		0.089			<0.021	U		0.008			<0.0077	U	
		VMP-22-18-070912	7/9/2012	<0.013	U		<0.0067	U		<0.0049	U		<0.009	U		<0.011	U		0.049			<0.022	U		<0.0036	U		<0.0081	U	
	38 ft	VMP-22-38-041811	4/18/2011	<8.6	U		<17	U		<13	U		<24	U		<29	U		<13	U		<23	U		240			<21	U	
		VMP-22-38-012512	1/25/2012	<0.1	U		<0.053	U		<0.039	U		<0.072	U		<0.089	U		<0.041	U		<0.069	U		<0.029	U		<0.064	U	
		VMP-22-38-040912	4/9/2012	0.0045	J		<0.0061	U		<0.0045	U		<0.0083	U		<0.01	U		0.35			<0.02	U		0.014			<0.0075	U	
		VMP-22-38-070912	7/9/2012	<0.013	U		<0.0065	U		<0.0047	U		<0.0088	U		<0.011	U		0.31			<0.021	U		0.00078	J		<0.0079	U	

SEE PAGES 50 THROUGH 56 OF TABLE FOR NOTES

TABLE 3
CUMULATIVE SUMMARY OF SOIL VAPOR ANALYTICAL DETECTIONS AND SCREENING RESULTS: VILLAGE - VOCS

Location	Depth	Sample ID	Sample Date	1,2-Dichlorobenzene			1,3-Dichlorobenzene			1,4-Dichlorobenzene			Dichlorodifluoromethane			1,1-Dichloroethane			1,2-Dichloroethane			1,1-Dichloroethene			cis-1,2-Dichloroethene			trans-1,2-Dichloroethene		
				290						1200						690			0.099			240			1100000			85		
				Result	Lab	URS	Result	Lab	URS	Result	Lab	URS	Result	Lab	URS	Result	Lab	URS	Result	Lab	URS	Result	Lab	URS	Result	Lab	URS	Result	Lab	URS
VMP-20	5 ft	VMP-20-5-031411	3/14/2011	<0.0073	U		<0.0073	U		<0.0073	U		0.003	J		<0.0049	U		<0.0049	U		<0.0048	U		<0.0048	U		<0.0048	U	
		VMP-20-5-041511	4/15/2011	<0.08	U		<0.08	U		<0.08	U		<0.066	U		<0.054	U		<0.054	U		<0.053	U		<0.053	U		<0.053	U	
		VMP-20-5-072511	7/25/2011	<0.0085	U		0.0013	J		<0.0085	J	U	0.0022	J		<0.0057	U		<0.0057	U		<0.0056	U		<0.0056	U		<0.0056	U	UJ
		VMP-20-5-110111	11/1/2011	<0.0048	U		<0.0048	U		<0.0048	U		0.002	J		<0.0032	U		<0.0032	U		<0.0032	U		<0.0032	U		<0.0032	U	
		VMP-20-5-012312	1/23/2012	<0.023	U		<0.023	U		<0.023	U		<0.019	U		<0.016	U		<0.016	U		<0.015	U		<0.015	U		<0.015	U	
		VMP-20-5-041012	4/10/2012	<0.0053	U		<0.0053	U		<0.0053	U		0.0018	J		<0.0035	U		<0.0035	U		<0.0035	U		<0.0035	U		<0.0035	U	
		VMP-20-5-071112	7/11/2012	<0.007	U		<0.007	U		<0.007	U		<0.0058	U		<0.0047	U		<0.0047	U		<0.0046	U		<0.0046	U		<0.0046	U	
		VMP-20-5-073112	7/31/2012	<0.0059	U		<0.0059	U		<0.0059	U		0.0024	J		<0.004	U		<0.004	U		<0.0039	U		<0.0039	U		<0.0039	U	
	10 ft	VMP-20-10-031411	3/14/2011	<0.0073	U		<0.0073	U		<0.0073	U		0.0028	J		<0.0049	U		<0.0049	U		<0.0048	U		<0.0048	U		<0.0048	U	
		VMP-20-10-041511	4/15/2011	<0.073	U		<0.073	U		<0.073	U		<0.06	U		<0.049	U		<0.049	U		<0.048	U		<0.048	U		<0.048	U	
		VMP-20-10-072511	7/25/2011	0.0014	J		0.0019	J		0.0018	J		0.0025	J		<0.0052	U		<0.0052	U		<0.0051	U		<0.0051	U		<0.0051	U	
		VMP-20-10-110111	11/1/2011	<0.0051	U		<0.0051	U		<0.0051	U		0.0025	J		<0.0035	U		<0.0035	U		<0.0034	U		<0.0034	U		<0.0034	U	
		VMP-20-10-012312	1/23/2012	<0.0054	U		<0.0054	J	U	<0.0054	U		0.0033	J		<0.0036	U		<0.0036	U		<0.0035	U		<0.0035	U		<0.0035	U	
		VMP-20-10-041012	4/10/2012	<0.0051	U		<0.0051	U		<0.0051	U		0.0022	J		<0.0035	U		<0.0035	U		<0.0034	U		<0.0034	U		<0.0034	U	
		VMP-20-10-071112	7/11/2012	<0.0059	U		<0.0059	U		<0.0059	U		0.0019	J		<0.004	U		<0.004	U		<0.0039	U		<0.0039	U		<0.0039	U	
	25 ft	VMP-20-25-031411	3/14/2011	<0.0072	U		<0.0072	U		<0.0072	U		0.0032	J		<0.0048	U		<0.0048	U		<0.0047	U		<0.0047	U		<0.0047	U	
		VMP-20-25-041511	4/15/2011	<0.083	U		<0.083	U		<0.083	U		<0.068	U		<0.056	U		<0.056	U		<0.055	U		<0.055	U		<0.055	U	
		VMP-20-25-072611	7/26/2011	<0.55	U		<0.55	U		<0.55	U		<0.45	U		<0.37	U		<0.37	U		<0.36	U		<0.36	U		<0.36	U	
		VMP-20-25-110511	11/5/2011	<0.005	U		<0.005	U		<0.005	U		0.0026	J		<0.0034	U		<0.0034	U		<0.0033	U		0.00075	J		<0.0033	U	
		VMP-20-25-012312	1/23/2012	<0.0056	U		<0.0056	U		<0.0056	U		0.0031	J		<0.0038	U		<0.0038	U		<0.0037	U		<0.0037	U		<0.0037	U	
		VMP-20-25-041012	4/10/2012	<0.0053	U		<0.0053	U		<0.0053	U		0.0021	J		<0.0035	U		<0.0035	U		<0.0035	U		<0.0035	U		<0.0035	U	
		VMP-20-25-041012-Dup	4/10/2012	<0.0054	U		<0.0054	U		<0.0054	U		0.0026	J		<0.0036	U		<0.0036	U		<0.0035	U		<0.0035	U		<0.0035	U	
		VMP-20-25-071112	7/11/2012	<0.006	U		<0.006	U		<0.006	U		0.0025	J		<0.0041	U		<0.0041	U		<0.004	U		<0.004	U		<0.004	U	
VMP-21	5 ft	VMP-21-5-020911	2/9/2011	<2.8	U		<2.8	U		<2.8	U		<2.3	U		<1.9	U		<1.9	U		<1.8	U		<1.8	U		<1.8	U	
		VMP-21-5-020911-DUP	2/9/2011	<4.8	U		<4.8	U		<4.8	U		<3.9	U		<3.2	U		<3.2	U		<3.2	U		<3.2	U		<3.2	U	
		VMP-21-5-041311	4/13/2011	<0.0079	U		<0.0079	U		<0.0079	J	U	0.0025	J		<0.0053	U		<0.0053	U		<0.0052	U		<0.0052	U		<0.0052	U	
		VMP-21-5-072511	7/25/2011	<0.0083	U		0.0013	J		<0.0083	J	U	0.0023	J		<0.0056	U		<0.0056	U		<0.0055	U		<0.0055	U		<0.0055	U	
		VMP-21-5-110111	11/1/2011	<0.0068	U		<0.0068	U		<0.0068	U		0.0022	J		<0.0046	U		<0.0046	U		<0.0045	U		<0.0045	U		<0.0045	U	
		VMP-21-5-012312	1/23/2012	<0.0058	U		<0.0058	J	U	<0.0058	U		0.0035	J		0.0034	J		<0.0039	U		<0.0038	U		<0.0038	U		<0.0038	U	
		VMP-21-5-012312-DUP	1/23/2012	<0.0054	U		<0.0054	J	U	<0.0054	U		0.0031	J		0.00082	J		<0.0036	U		<0.0035	U		<0.0035	U		<0.0035	U	
		VMP-21-5-042412	4/24/2012	<0.011	U		<0.011	U		<0.011	J	U	0.0028	J		<0.0074	U		<0.0074	U		<0.0072	U		<0.0072	U		<0.0072	U	
		VMP-21-5-071012	7/10/2012	<0.0064	U		<0.0064	U		<0.0064	U		0.0021	J		<0.0043	U		<0.0043	U		<0.0042	U		<0.0042	U		<0.0042	U	
	10 ft	VMP-21-10-021011	2/10/2011	<2.5	U		<2.5	U		<2.5	U		<2.1	U		<1.7	U		<1.7	U		<1.7	U		<1.7	U		<1.7	U	
		VMP-21-10-041311	4/13/2011	<0.32	U		<0.32	U		<0.32	U		<0.26	U		<0.21	U		<0.21	U		<0.21	U		<0.21	U		<0.21	U	
		VMP-21-10-072511	7/25/2011	<0.018	J	U	0.0033	J		<0.018	J	U	0.0025	J		<0.012	U		<0.012	U		<0.012	U		<0.012	U		<0.012	U	
		VMP-21-10-110111	11/1/2011	<0.0051	U		<0.0051	U		<0.0051	U		0.0022	J		<0.0035	U		<0.0035	U		<0.0034	U		<0.0034	U		<0.0034	U	
		VMP-21-10-012312	1/23/2012	<0.0058	U		<0.0058	U		<0.0058	U		0.0026	J		<0.0039	U		<0.0039	U		<0.0038	U		<0.0038	U		<0.0038	U	
		VMP-21-10-040912	4/9/2012	<0.0053	U		<0.0053	U		<0.0053	U		0.0023	J		<0.0035	U		<0.0035	U		<0.0035	U		<0.0035	U		<0.0035	U	
		VMP-21-10-071012	7/10/2012	<0.006	U		<0.006	U		<0.006	U		<0.005	U		<0.0041	U		<0.0041	U		<0.004	U		<0.004	U		<0.004	U	
	25 ft	VMP-21-25-021011	2/10/2011	<7	U		<7	U		<7	U		<5.8	U		<4.7	U		<4.7	U		<4.6	U		<4.6	U		<4.6	U	
		VMP-21-25-041411	4/14/2011	<24	U		<24	U		<24	U		<20	U		<16	U		<16	U		<16	U		<16	U		<16	U	
		VMP-21-25-041411-DUP	4/14/2011	<24	U		<24	U		<24	U		<20	U		<16	U		<16	U		<16	U		<16	U		<16	U	
		VMP-21-25-072611	7/26/2011	<7.9	U		<7.9	U		<7.9	U		<6.5	U		<5.3	U		<5.3	U		<5.2	U		<5.2	U		<5.2	U	
		VMP-21-25-110511	11/5/2011	<5	U		<5	U		<5	U		<4.2	U		<3.4	U		<3.4	U		<3.3	U		<3.3	U		<3.3	U	
		VMP-21-25-012412	1/24/2012	<0.07	U		<0.07	U		<0.07	U		<0.057	U		<0.047	U		<0.047	U		<0.046	U		<0.046	U		<0.046	U	
		VMP-21-25-040912	4/9/2012	<0.0055	U		<0.0055	U		<0.0055	U		0.0042	J		<0.0037	U		<0.0037	U		<0.0036	U		<0.0036	U		<0.0036	U	
		VMP-21-25-071112	7/11/2012	<0.0055	U		<0.0055	U		<0.0055	U		0.0022	J		<0.0037	U		<0.0037	U		<0.0036	U		<0.0036	U		<0.0036	U	
	33 ft	VMP-21-33-021011	2/10/2011	<7	U		<7	U		<7	U		<5.8	U		<4.7	U		<4.7	U		<4.6	U		<4.6	U		<4.6	U	
		VMP-21-33-041411	4/14/2011	<24	U		<24	U		<24	U		<19	U		<16	U		<16	U		<16	U		<16	U		<16	U	
		VMP-21-33-110511	11/5/2011	<1.1	U		<1.1	U		<1.1	U		<0.94	U		<0.77	U		<0.77	U		<0.76	U		<0.76	U		<0.76	U	
		VMP-21-33-012412	1/24/2012	<0.16	U		<0.16	U		<0.16	U		<0.14	U		<0.11	U		<0.11	U		<0.11	U		<0.11	U		<0.11	U	
		VMP-21-33-042412	4/24/2012	<0.0056	U		<0.0056	U		<0.0056	J	U	0.0029	J		<0.0038	U		<0.0038	U		<0.0037	U		<0.0037	U		<0.0037	U	
		VMP-21-33-071112	7/11/2012	<0.0059	U		<0.0059	U		<0.0059	U		0.0031	J		<0.004	U		<0.004	U		<0.0039	U		<0.0039	U		<0.0039	U	
VMP-22	5 ft	VMP-22-5-021111	2/11/2011	<0.15	U		<0.15	U		<0.15	U		<0.13	U		<0.1	U		<0.1	U		<0.1	U		<0.1	U		<0.1	U	
		VMP-22-5-041811	4/18/2011	<0.076	U		<0.076	U		<0.076	U		<0.062	U		<0.051	U		<0.051	U		<0.05	U		<0.05	U		<0.05	U	
		VMP-22-5-072611	7/26/2011	<0.0089	J	U	0.0033	J		<0.0089	J	U	0.0023	J		<0.006	U		<0.006	J	U	<0.0059	U		<0.0059	U		<0.0059	U	
		VMP-22-5-110111	11/1/2011	<0.005	U		<0.005	U		<0.005	U		0.0021	J		<0.0034	U		<0.0034	U		<0.0033	U		<0.0033	U		<0.0033	U	
		VMP-22-5-012412	1/24/2012	<0.0053	U		<0.0053	J	U	<0.0053	U		0.0031	J	J	<0.0036	U		<0.0036	U		<0.0035	U		<0.0035	U		<0.0035	U	
		VMP-22-5-040912	4/9/2012	<0.0059	U		<0.0059	U		<0.0059	U		0.0028	J		<0.004	U		<0.004	U		<0.0039	U		<0.0039	U		<0.0039	U	
		VMP-22-5-070912	7/9/2012	<0.0065	U		<0.0065	U		<0.0065	U		0.002	J		<0.0044	U		<0.0044	U		<0.0043	U		<0.0043	U		<0.0043	U	
	10 ft	VMP-22-10-021111	2/11/2011	<0.073	U		<0.073	U		<0.073	U		<0.06	U		<0.049	U		<0.049	U		<0.048	U		<0.048	U		<0.048	U	
		VMP-22-10-041811	4/18/2011	<0.078	U		<0.078	U		<0.078	U		<0.064	U		<0.053	U		<0.053	U		<0.052	U		<0.052	U		<0.052	U	
		VMP-22-10-072611	7/26/2011	<0.0091	J	U	0.0028	J		<0.0091	J	U	0.0023	J		<0.0061	U		<0.0061	U		<0.006	U		<0.006	U		<0.006	U	
		VMP-22-10-072611-DUP	7/26/2011	<0.011	J	U	0.0027	J		<0.011	J	U	0.0019	J		<0.0072	U		<0.0072	U		<0.007	U		<0.007	U		<0.007	U	
		VMP-22-10-110211	11/2/2011	<0.0051	U		<0.0051	U		<0.0051	U		0.0024	J		<0.0035	U		<0.0035	U		<0.0034	U		<0.0034	U		<0.0034	U	
		VMP-22-10-012412	1/24/2012	<0.0058	U		<0.0058	J	U	<0.0058	U		0.0032	J		<0.0039	U		<0.0039	U		<0.0038	U		<0.0038	U		<0.0038	U	
		VMP-22-10-040912	4/9/2012	<0.0058	U		<0.0058	U		<0.0058	U		0.0031	J		<0.0039	U		<0.0039	U		<0.0038	U		<0.0038	U		<0.0038	U	
		VMP-22-10-070912	7/9/2012	<0.0065	U		<0.0065	U		<0.0065	U		0.0021	J		<0.0044	U		<0.0044	U		<0.0043	U		<0.0043	U		<0.0043	U	
		VMP-22-10-070912-Dup	7/9/2012	<0.0064	U		<0.0064	U		<0.0064	U		0.0017	J		<0.0043	U		<0.0043	U		<0.0042	U		<0.0042	U		<0.0042	U	
	18 ft	VMP-22-18-021111	2/11/2011	<1.3	U		<1.3	U		<1.3	U		<1	U		<0.86	U		<0.86	U		<0.84	U		<0.84	U		<0.84	U	
		VMP-22-18-041811	4/18/2011	<5.4	U		<5.4	U		<5.4	U		<4.4	U		<3.6	U		<3.6	U		<3.6	U		<3.6	U		<3.6	U	
		VMP-22-18-072611	7/26/2011	<2.8	U		<2.8	U		<2.8	U		<2.3	U		<1.9	U		<1.9	U		<1.8	U		<1.8	U		<1.8	U	
		VMP-22-18-110511	11/5/2011	<0.0055	U		<0.0055	U		<0.0055	U		0.0024	J		<0.0037	U		<0.0037	U		<0.0036	U		<0.0036	U		<0.0036	U	
		VMP-22-18-012412	1/24/2012	<0.05	U		<0.05	U		<0.05	U		<0.042	U		<0.034	U		<0.034	U		<0.033	U		<0.033	U		<0.033	U	
		VMP-22-18-040912	4/9/2012	<0.006	U		<0.006	U		<0.006	U		0.0027	J		<0.0041	U		<0.0041	U		<0.004	U		<0.004	U		<0.004	U	
		VMP-22-18-070912	7/9/2012	<0.0064	U		<0.0064	U		<0.0064	U		0.002	J		<0.0043	U		<0.0043	U		<0.0042	U		<0.0042	U		<0.0042	U	
	38 ft	VMP-22-38-041811	4/18/2011	<16	U		<16	U		<16	U		<14	U		<11	U		<11	U		<11	U		<11	U		<11	U	
		VMP-22-38-012512	1/25/2012	<0.05	U		<0.05	U		<0.05	U		<0.042	U		<0.034	U		<0.034	U		<0.033	U		<0.033	U		<0.033	U	
		VMP-22-38-040912	4/9/2012	<0.0059	U		<0.0059	U		<0.0059	U		0.003	J		<0.0039	U		<0.0039	U		<0.0039	U		<0.0039	U		<0.0039	U	
		VMP-22-38-070912	7/9/2012	<0.0062	U		<0.0062	U		<0.0062	U		<0.0051	U		<0.0042	U		<0.0042	U		<0.0041	U		<0.0041	U		<0.0041	U	

SEE PAGES 50 THROUGH 56 OF TABLE FOR NOTES

TABLE 3
CUMULATIVE SUMMARY OF SOIL VAPOR ANALYTICAL DETECTIONS AND SCREENING RESULTS: VILLAGE - VOCS

Location	Depth	Sample ID	Sample Date	Dichloromethane (Methylene			1,2-Dichloropropane			cis-1,3-Dichloropropene			trans-1,3-Dichloropropene			1,4-Dioxane			Ethanol			Ethylbenzene			4-Ethyltoluene			Freon 113		
				5.6			0.062			0.9			0.9			0.22						1400								
				Result	Lab	URS	Result	Lab	URS	Result	Lab	URS	Result	Lab	URS	Result	Lab	URS	Result	Lab	URS	Result	Lab	URS	Result	Lab	URS	Result	Lab	URS
VMP-20	5 ft	VMP-20-5-031411	3/14/2011	<0.0042	U	U	<0.0056	U		<0.0055	U		<0.0055	U		<0.017	U		0.11	J	J	0.014			0.0028	J		<0.0093	U	
		VMP-20-5-041511	4/15/2011	<0.046	U	UJ	<0.061	U		<0.06	U		<0.06	U		<0.19	U		<0.1	U		<0.058	U		<0.065	U		<0.1	U	
		VMP-20-5-072511	7/25/2011	<0.0049	U		<0.0065	U		<0.0064	U		<0.0064	J	U	0.0052	J		0.018			0.0015	J		<0.0069	U		<0.011	U	
		VMP-20-5-110111	11/1/2011	<0.0028	J	U	<0.0037	U		<0.0036	U		<0.0036	U		<0.012	U		0.033			0.003	J		<0.004	J	U	<0.0062	U	
		VMP-20-5-012312	1/23/2012	<0.013	U		<0.018	U		<0.018	U		<0.018	U		<0.056	U		0.021	J		0.0073	J		<0.019	U		<0.03	U	
		VMP-20-5-041012	4/10/2012	<0.03	J	U	0.00084	J		<0.004	U		<0.004	U		0.0038	J		0.05			0.0011	J		<0.0043	U		<0.0067	U	
		VMP-20-5-071112	7/11/2012	0.0016	J		<0.0054	U		<0.0053	U		<0.0053	U		<0.017	U		0.0061	J		<0.005	U		0.00048	J	U	<0.0089	U	
		VMP-20-5-073112	7/31/2012	0.002	J	U	<0.0045	U		<0.0044	U		<0.0044	U		<0.014	U		0.037			0.0027	J		0.00076	J		<0.0075	U	
	10 ft	VMP-20-10-031411	3/14/2011	<0.0042	U		<0.0056	U		<0.0055	U		<0.0055	U		<0.017	U		0.0034	J	J	0.0089			0.0026	J		<0.0093	U	
		VMP-20-10-041511	4/15/2011	0.018	J	J	<0.056	U		<0.055	U		<0.055	U		<0.17	U		0.012	J		<0.052	U		<0.059	U		<0.093	U	
		VMP-20-10-072511	7/25/2011	<0.0045	J	U	<0.006	U		<0.0058	U		<0.0058	J	UJ	<0.018	U		0.013			0.0014	J		0.0023	J		<0.0099	U	
		VMP-20-10-110111	11/1/2011	0.0037			<0.004	U		<0.0039	U		<0.0039	U		<0.012	U		0.01			<0.0037	U		<0.0042	U		<0.0066	U	
		VMP-20-10-012312	1/23/2012	<0.0031	J	U	<0.0041	U		<0.0041	U		<0.0041	J	U	<0.013	U		0.016			0.0024	J		0.001	J		<0.0068	U	
		VMP-20-10-041012	4/10/2012	<0.03	J	U	0.001	J		<0.0039	U		<0.0039	U		<0.012	U		0.071			0.0015	J		<0.0042	U		<0.0066	U	
		VMP-20-10-071112	7/11/2012	0.0014	J		<0.0045	U		<0.0044	U		<0.0044	U		<0.014	U		0.0053	J		<0.0042	U		0.00062	J	U	<0.0075	U	
	25 ft	VMP-20-25-031411	3/14/2011	<0.0042	U		<0.0055	U		<0.0054	U		<0.0054	U		<0.017	U		0.0045	J	J	<0.0052	U		<0.0059	U		<0.0092	U	
		VMP-20-25-041511	4/15/2011	<0.048	U	UJ	<0.064	U		<0.063	U		<0.063	U		<0.2	U		<0.1	U		<0.06	U		<0.068	U		<0.1	U	
		VMP-20-25-072611	7/26/2011	<0.32	U		<0.42	U		<0.42	U		<0.42	U	UJ	<1.3	U		<0.69	U		<0.4	U		<0.45	U		<0.7	U	
		VMP-20-25-110511	11/5/2011	0.0017	J		<0.0039	U		<0.0038	U		<0.0038	U		<0.012	U		0.011			0.0011	J		0.0013	J		<0.0064	U	
		VMP-20-25-012312	1/23/2012	<0.0032	J	U	<0.0043	U		<0.0042	U		<0.0042	U		<0.013	U		0.022			0.0006	J		<0.0046	U		<0.0072	U	
		VMP-20-25-041012	4/10/2012	<0.03	J	U	<0.004	U		<0.004	U		<0.004	U		<0.013	U		0.047		J	0.0016	J		0.001	J		<0.0067	U	
		VMP-20-25-041012-Dup	4/10/2012	0.0009	J		<0.0041	U		<0.0041	U		<0.0041	U		<0.013	U		0.03		J	0.0015	J		<0.0044	U		<0.0068	U	
		VMP-20-25-071112	7/11/2012	<0.035	U		<0.0046	U		<0.0046	U		<0.0046	U		<0.014	U		0.017			<0.0044	U		0.00072	J	U	<0.0077	U	
VMP-21	5 ft	VMP-21-5-020911	2/9/2011	<1.6	U		<2.2	U		<2.1	U		<2.1	U		<6.7	U		<3.5	U		<2	U		<2.3	U		<3.6	U	
		VMP-21-5-020911-DUP	2/9/2011	<2.8	U		<3.7	U		<3.6	U		<3.6	U		<11	U		<6	U		<3.4	U		<3.9	U		<6.1	U	
		VMP-21-5-041311	4/13/2011	0.00076	J		<0.0061	U		<0.006	U		<0.006	U		<0.019	U		<0.0099	J	U	0.0099			0.0014	J		<0.01	U	
		VMP-21-5-072511	7/25/2011	<0.0048	J	U	<0.0064	U		<0.0063	U		<0.0063	J	UJ	0.0076	J		0.017			0.0017	J		0.0018	J		<0.01	U	
		VMP-21-5-110111	11/1/2011	<0.004	J	U	<0.0053	U		<0.0052	U		<0.0052	U		<0.016	U		0.019			0.028			0.03			<0.0087	U	
		VMP-21-5-012312	1/23/2012	<0.0034	J	U	<0.0045	U		<0.0044	U		<0.0044	J	U	<0.014	U		0.017			0.00056	J		0.00074	J		<0.0074	U	
		VMP-21-5-012312-DUP	1/23/2012	<0.0031	J	U	<0.0041	U		<0.0041	U		<0.0041	U		<0.013	U		0.0088			0.00066	J		0.00086	J		<0.0068	U	
		VMP-21-5-042412	4/24/2012	<0.064	J	U	<0.0084	U		<0.0083	U		<0.0083	U		<0.026	U		0.04			0.0027	J		<0.009	U		<0.014	U	
		VMP-21-5-071012	7/10/2012	<0.037	U		<0.0049	U		<0.0048	U		<0.0048	U		<0.015	U		0.15			0.036			0.025			<0.0081	U	
	10 ft	VMP-21-10-021011	2/10/2011	<1.4	U		<1.9	U		<1.9	U		<1.9	U		<6	U		<3.2	U		<1.8	U		<2.1	U		<3.2	U	
		VMP-21-10-041311	4/13/2011	0.072	J		<0.24	U		<0.24	U		<0.24	U		<0.76	U		<0.4	U		<0.23	U		<0.26	U		<0.41	U	
		VMP-21-10-072511	7/25/2011	0.0093	J		<0.014	U		<0.013	U		<0.013	J	UJ	<0.042	U		0.085			<0.013	U		<0.014	U		<0.022	U	
		VMP-21-10-110111	11/1/2011	0.0038			<0.004	U		<0.0039	U		<0.0039	U		<0.012	U		0.025			<0.0037	U		<0.0042	U		<0.0066	U	
		VMP-21-10-012312	1/23/2012	0.0047			<0.0045	U		<0.0044	U		<0.0044	J	U	<0.014	U		0.015			0.00084	J		0.00064	J		<0.0074	U	
		VMP-21-10-040912	4/9/2012	0.017	J		0.0012	J		<0.004	U		<0.004	U		<0.013	U		0.031			0.0041			0.0011	J		<0.0067	U	
		VMP-21-10-071012	7/10/2012	0.0014	J		<0.0046	U		<0.0046	U		<0.0046	U		<0.014	U		0.0075			<0.0044	U		<0.0049	U		<0.0077	U	
	25 ft	VMP-21-25-021011	2/10/2011	<4	U		<5.4	U		<5.3	U		<5.3	U		<17	U		<8.8	U		<5	U		<5.7	U		<8.9	U	
		VMP-21-25-041411	4/14/2011	<14	U	UJ	<19	U		<18	U		<18	U		<59	U		<31	U		<18	U		<20	U		<31	U	
		VMP-21-25-041411-DUP	4/14/2011	<14	U	UJ	<19	U		<18	U		<18	U		<59	U		<31	U		<18	U		<20	U		<31	U	
		VMP-21-25-072611	7/26/2011	<4.6	U		<6.1	U		<6	U		<6	U	UJ	<19	U		<9.9	U		<5.7	U		<6.5	U		<10	U	
		VMP-21-25-110511	11/5/2011	2.4	J		<3.9	U		<3.8	U		<3.8	U		<12	U		2.9	J		<3.6	U		<4.1	U		<6.4	U	
		VMP-21-25-012412	1/24/2012	<0.04	U		<0.054	U		<0.053	U		<0.053	U		<0.17	U		<0.087	J	U	<0.05	U		<0.057	U		<0.089	U	
		VMP-21-25-040912	4/9/2012	<0.032	U		<0.0042	U		<0.0042	U		<0.0042	U		<0.013	U		0.018			0.003	J		<0.0045	U		0.0063	J	
		VMP-21-25-071112	7/11/2012	0.0029	J		<0.0042	U		<0.0042	U		<0.0042	U		<0.013	U		0.016			<0.004	U		0.00097	J	U	<0.007	U	
	33 ft	VMP-21-33-021011	2/10/2011	<4	U		<5.4	U		<5.3	U		<5.3	U		<17	U		<8.8	U		<5	U		<5.7	U		<8.9	U	
		VMP-21-33-041411	4/14/2011	<14	U	UJ	<18	U		<18	U		<18	U		<57	U		3.8	J		<17	U		<19	U		<30	U	
		VMP-21-33-110511	11/5/2011	0.54	J		<0.88	U		<0.87	U		<0.87	U		<2.8	U		0.5	J		<0.83	U		<0.94	U		<1.5	U	
		VMP-21-33-012412	1/24/2012	<0.095	U		<0.13	U		<0.12	U		<0.12	U		<0.39	U		<0.21	U		<0.12	U		<0.13	U		<0.21	U	
		VMP-21-33-042412	4/24/2012	<0.032	J	U	<0.0043	U		<0.0042	U		<0.0042	U		<0.013	U		0.013			0.0021	J		0.0014	J		<0.0072	U	
		VMP-21-33-071112	7/11/2012	0.0013	J		<0.0045	U		<0.0044	U		<0.0044	U		<0.014	U		0.0067	J		<0.0042	U		<0.0048	U		<0.0075	U	
VMP-22	5 ft	VMP-22-5-021111	2/11/2011	<0.089	U		<0.12	U		<0.12	U		<0.12	U		<0.37	U		<0.19	U		<0.11	U		<0.13	U		<0.2	U	
		VMP-22-5-041811	4/18/2011	<0.044	U	UJ	<0.058	U		<0.057	U		<0.057	U		<0.18	U		<0.095	U		<0.055	U		<0.062	U		<0.096	U	
		VMP-22-5-072611	7/26/2011	0.0022	J		<0.0068	U		<0.0067	U		<0.0067	J	UJ	<0.021	U		0.029			0.0022	J		<0.0073	U		<0.011	U	
		VMP-22-5-110111	11/1/2011	<0.0029	J	U	<0.0039	U		<0.0038	U		<0.0038	U		0.07			0.023			0.00096	J		<0.0041	U		<0.0064	U	
		VMP-22-5-012412	1/24/2012	<0.0031	J	U	<0.0041	U		<0.004	U		<0.004	J	U	<0.013	U		0.0094		J	0.0079		J	0.00079	J	J	<0.0068	U	
		VMP-22-5-040912	4/9/2012	0.012	J		<0.0045	U		<0.0044	U		<0.0044	U		<0.014	U		<0.0074	U		<0.0042	U		<0.0048	U		0.0016	J	
		VMP-22-5-070912	7/9/2012	<0.038	U		<0.005	U		<0.0049	U		<0.0049	U		<0.016	U		0.0053	J		0.0052			<0.0053	U		<0.0083	U	
	10 ft	VMP-22-10-021111	2/11/2011	<0.042	U		<0.056	U		<0.055	U		<0.055	U		<0.18	U		<0.092	U		<0.053	U		<0.06	U		<0.094	U	
		VMP-22-10-041811	4/18/2011	<0.045	U	UJ	<0.06	U		<0.059	U		<0.059	U		<0.19	U		<0.098	U		<0.057	U		<0.064	U		<0.1	U	
		VMP-22-10-072611	7/26/2011	<0.0053	J	U	<0.007	U		<0.0069	U		<0.0069	J	UJ	<0.022	U		0.056			0.0017	J		<0.0074	U		<0.012	U	
		VMP-22-10-072611-DUP	7/26/2011	<0.0062	J	U	<0.0082	U		<0.0081	U		<0.0081	J	UJ	<0.026	U		0.039			0.0017	J		0.0027	J		<0.014	U	
		VMP-22-10-110211	11/2/2011	<0.003	J	U	<0.004	U		<0.0039	U		<0.0039	U		<0.012	U		0.01			<0.0037	U		<0.0042	U		<0.0066	U	
		VMP-22-10-012412	1/24/2012	<0.0034	J	U	<0.0045	U		<0.0044	U		<0.0044	J	U	<0.014	U		0.023			0.001	J		0.00057	J		<0.0074	U	
		VMP-22-10-040912	4/9/2012	0.011	J		<0.0044	U		<0.0044	U		<0.0044	U		<0.014	U		<0.0073	U		0.0023	J		<0.0047	U		0.0042	J	
		VMP-22-10-070912	7/9/2012	<0.038	U		<0.005	U		<0.0049	U		<0.0049	U		<0.016	U		0.0062	J		<0.0047	U		<0.0053	U		<0.0083	U	
		VMP-22-10-070912-Dup	7/9/2012	<0.037	U		<0.0049	U		<0.0048	U		<0.0048	U		<0.015	U		0.0072	J		<0.0046	U		<0.0052	U		<0.0081	U	
	18 ft	VMP-22-18-021111	2/11/2011	<0.74	U		<0.98	U		<0.96	U		<0.96	U		<3.1	U		<1.6	U		<0.92	U		<1	U		<1.6	U	
		VMP-22-18-041811	4/18/2011	<3.1	U	UJ	<4.2	U		<4.1	U		<4.1	U		<13	U		<6.8	U		<3.9	U		<4.4	U		<6.9	U	
		VMP-22-18-072611	7/26/2011	<1.6	U		<2.1	U		<2.1	U		<2.1	U	UJ	<6.6	U		<3.5	U		<2	U		<2.3	U		<3.5	U	
		VMP-22-18-110511	11/5/2011	0.0018	J		<0.0042	U		<0.0042	U		<0.0042	U		0.0014	J		0.012			<0.004	U		0.001	J		<0.007	U	
		VMP-22-18-012412	1/24/2012	<0.029	U		<0.039	U		<0.038	U		<0.038	U		<0.12	U		<0.063	U		<0.036	U		<0.041	U		<0.064	U	
		VMP-22-18-040912	4/9/2012	<0.035	U		<0.0046	U		<0.0046	U		<0.0046	U		<0.014	U		<0.0076	U		<0.0044	U		<0.0049	U		<0.0077	U	
		VMP-22-18-070912	7/9/2012	<0.037	U		<0.0049	U		<0.0048	U		<0.0048	U		<0.015	U		0.0036	J		<0.0046	U		<0.0052	U		<0.0081	U	
	38 ft	VMP-22-38-041811	4/18/2011	<9.6	U	UJ	<13	U		<12	U		<12	U		<40	U		<21	U		<12	U		<14	U		<21	U	
		VMP-22-38-012512	1/25/2012	<0.029	U		<0.039	U		<0.038	U		<0.038	U		<0.12	U		<0.063	U		<0.036	U		<0.041	U		<0.064	U	
		VMP-22-38-040912	4/9/2012	<0.034	U		<0.0045	U		<0.0044	U		<0.0044	U		<0.014	U		<0.0073	U		<0.0042	U		<0.0048	U		0.0032	J	
		VMP-22-38-070912	7/9/2012	0.0012	J		<0.0048	U		<0.0047	U		<0.0047	U		<0.015	U		0.006	J		<0.0045	U		<0.0051	U		<0.0079	U	

SEE PAGES 50 THROUGH 56 OF TABLE FOR NOTES

TABLE 3
CUMULATIVE SUMMARY OF SOIL VAPOR ANALYTICAL DETECTIONS AND SCREENING RESULTS: VILLAGE - VOCS

Location	Depth	Sample ID	Sample Date	Freon 114			Heptane			Hexachlorobutadiene			Hexane			2-Hexanone (Methyl N-Butyl			Isopentane			Isopropylbenzene (Cumene) 600			4-Methyl-2-pentanone (Methyl			Methyl tert-Butyl Ether (MTBE) 3400		
				Result	Lab	URS	Result	Lab	URS	Result	Lab	URS	Result	Lab	URS	Result	Lab	URS	Result	Lab	URS	Result	Lab	URS	Result	Lab	URS	Result	Lab	URS
VMP-20	5 ft	VMP-20-5-031411	3/14/2011	<0.0084	U		0.01			<0.052	U		0.016			<0.02	U					0.0032	J		<0.005	U		<0.0044	U	
		VMP-20-5-041511	4/15/2011	<0.093	U		0.24			<0.57	U		2.4			<0.22	U		22			<0.065	U		<0.054	U		<0.048	U	
		VMP-20-5-072511	7/25/2011	<0.0098	U		0.00085	J		<0.06	U		0.0013	J		<0.023	U	UJ	<0.017	U		0.026			0.11			<0.0051	U	
		VMP-20-5-110111	11/1/2011	<0.0056	U		0.0023	J		<0.034	U		0.0047			<0.013	U		0.0064	J	U	<0.004	J	U	0.019			<0.0029	U	
		VMP-20-5-012312	1/23/2012	<0.027	U		0.37			<0.16	U		1.3			<0.063	U		1.7			0.0021	J		0.022			<0.014	U	
		VMP-20-5-041012	4/10/2012	<0.0061	U		0.004			<0.037	U		0.0048			<0.014	U		0.0054	J		0.014			0.076			<0.0032	U	
		VMP-20-5-071112	7/11/2012	<0.0081	U		<0.0048	U		<0.05	U		<0.0041	U		0.00027	J	U	0.0013	J		<0.0057	U		<0.0048	U		<0.0042	U	
		VMP-20-5-073112	7/31/2012	<0.0068	U		0.0057			<0.042	U		0.0018	J		0.0029	J		<0.012	U		0.026			0.091			<0.0035	U	
	10 ft	VMP-20-10-031411	3/14/2011	<0.0084	U		0.0034	J		<0.052	U		0.0049			<0.02	U					0.0025	J		<0.005	U		<0.0044	U	
		VMP-20-10-041511	4/15/2011	<0.084	U		0.14			<0.52	U		0.81			<0.2	U		1.6			<0.059	U		<0.05	U		<0.044	U	
		VMP-20-10-072511	7/25/2011	<0.009	U		0.00069	J		<0.055	U		<0.0045	U		<0.021	U	UJ	<0.015	U		0.025			0.12			<0.0046	U	
		VMP-20-10-110111	11/1/2011	<0.006	U		<0.0035	U		<0.036	U		<0.003	U		<0.014	U		<0.01	U		<0.0042	J	U	0.012			<0.0031	U	
		VMP-20-10-012312	1/23/2012	<0.0062	U		0.0091			<0.038	U		0.006			<0.015	U		0.0066	J		0.0019	J		0.015			<0.0032	U	
		VMP-20-10-041012	4/10/2012	<0.006	U		0.0048			<0.036	U		0.004			<0.014	U		0.0056	J		0.022			0.12			<0.0031	U	
		VMP-20-10-071112	7/11/2012	<0.0068	U		<0.004	U		<0.042	U		<0.0034	U		0.00056	J	U	0.0048	J		<0.0048	U		<0.004	U		<0.0035	U	
	25 ft	VMP-20-25-031411	3/14/2011	<0.0084	U		0.0022	J		<0.051	U		0.0017	J		<0.02	U					<0.0059	U		<0.0049	U		<0.0043	U	
		VMP-20-25-041511	4/15/2011	<0.096	U		0.12			<0.59	U		0.84			<0.23	U		1			<0.068	U		<0.056	U		<0.05	U	
		VMP-20-25-072611	7/26/2011	<0.64	U		<0.38	U		<3.9	U		<0.32	U		<1.5	U	UJ	0.38	J		<0.45	U		<0.38	U		<0.33	U	
		VMP-20-25-110511	11/5/2011	<0.0059	U		<0.0034	U		<0.036	U		<0.003	J	U	0.00072	J		<0.0099	U		0.0027	J		0.016			<0.003	U	
		VMP-20-25-012312	1/23/2012	<0.0065	U		0.0012	J		<0.04	U		0.0018	J		<0.015	U		<0.011	U		0.0021	J		0.017			<0.0034	U	
		VMP-20-25-041012	4/10/2012	<0.0061	U		0.0058			<0.037	U		0.004			<0.014	U		0.0039	J		0.027			0.12			<0.0032	U	
		VMP-20-25-041012-Dup	4/10/2012	<0.0062	U		0.0033	J		<0.038	U		0.0038			0.0022	J		0.0073	J		0.028			0.12			<0.0032	U	
		VMP-20-25-071112	7/11/2012	<0.007	U		0.0032	J		<0.043	U		<0.0035	U		<0.016	U		0.0055	J		<0.0049	U		<0.0041	U		<0.0036	U	
VMP-21	5 ft	VMP-21-5-020911	2/9/2011	<3.2	U		16			<20	U		150			<7.6	U					<2.3	U		<1.9	U		<1.7	U	
		VMP-21-5-020911-DUP	2/9/2011	<5.6	U		12			<34	U		120			<13	U					<3.9	U		<3.2	U		<2.9	U	
		VMP-21-5-041311	4/13/2011	<0.0092	U		0.63			<0.056	U		1.4			<0.022	U		0.74			0.0014	J		<0.0054	U		<0.0048	U	
		VMP-21-5-072511	7/25/2011	<0.0096	U		0.0025	J		<0.059	U		0.0019	J		0.0034	J	J	<0.016	U		0.04			0.17			<0.005	U	
		VMP-21-5-110111	11/1/2011	<0.008	U		0.0049			<0.049	U		0.0056			<0.019	U		0.0039	J		0.0064			0.024			<0.0041	U	
		VMP-21-5-012312	1/23/2012	<0.0068	U		0.0011	J		<0.041	U		0.001	J		<0.016	U		<0.011	U		0.0026	J		0.013			<0.0035	U	
		VMP-21-5-012312-DUP	1/23/2012	<0.0062	U		0.00068	J		<0.038	U		0.001	J		<0.015	U		<0.01	U		0.0024	J		0.013			<0.0032	U	
		VMP-21-5-042412	4/24/2012	<0.013	U		<0.0075	U		<0.078	U		0.0084			<0.03	U		0.35			0.013			0.042			<0.0066	U	
		VMP-21-5-071012	7/10/2012	<0.0074	U		0.0027	J		<0.045	U		0.0035	J		0.00086	J	U	0.0065	J		0.0027	J		0.0015	J	U	<0.0038	U	
	10 ft	VMP-21-10-021011	2/10/2011	<2.9	U		14			<18	U		130			<6.9	U					<2.1	U		<1.7	U		<1.5	U	
		VMP-21-10-041311	4/13/2011	<0.37	U		<0.22	U		<2.3	U		0.16	J		<0.87	U		50			<0.26	U		<0.22	U		<0.19	U	
		VMP-21-10-072511	7/25/2011	<0.02	U		0.008	J		<0.12	U		0.0041	J		<0.048	U	UJ	0.087			0.027			0.045			<0.01	U	
		VMP-21-10-110111	11/1/2011	<0.006	U		<0.0035	U		<0.036	U		<0.003	U		<0.014	U		0.0055	J		<0.0042	J	U	0.021			<0.0031	U	
		VMP-21-10-012312	1/23/2012	<0.0068	U		0.0017	J		<0.041	U		0.0015	J		<0.016	U		<0.011	U		0.0021	J		0.016			<0.0035	U	
		VMP-21-10-040912	4/9/2012	<0.0061	U		0.022			<0.037	U		0.028			<0.014	U		1.2			0.0093			0.024			<0.0032	U	
		VMP-21-10-071012	7/10/2012	<0.007	U		<0.0041	U		<0.043	U		<0.0035	U		<0.016	U		0.0043	J		<0.0049	U		<0.0041	U		<0.0036	U	
	25 ft	VMP-21-25-021011	2/10/2011	<8.1	U		380			<50	U		1200			<19	U					<5.7	U		<4.8	U		<4.2	U	
		VMP-21-25-041411	4/14/2011	<28	U		310			<170	U		820			<67	U		9200			<20	U		<17	U		<15	U	
		VMP-21-25-041411-DUP	4/14/2011	<28	U		320			<170	U		820			<67	U		9200			<20	U		<17	U		<15	U	
		VMP-21-25-072611	7/26/2011	<9.2	U		230			<56	U		680			<22	U	UJ				<6.5	U		<5.4	U		<4.8	U	
		VMP-21-25-110511	11/5/2011	<5.9	U		3.4	J		<36	U		5.8			<14	U		770			<4.1	U		<3.4	U		<3	U	
		VMP-21-25-012412	1/24/2012	<0.081	U		<0.048	U		<0.49	U		<0.041	U		<0.19	U		0.35			<0.057	U		<0.048	U		<0.042	U	
		VMP-21-25-040912	4/9/2012	<0.0064	U		0.02			<0.039	U		0.028			<0.015	U		0.12			0.01			0.024			<0.0033	U	
		VMP-21-25-071112	7/11/2012	<0.0064	U		0.0019	J		<0.039	U		<0.0032	U		<0.015	U		0.012			0.00064	J	U	0.0035	J		<0.0033	U	
	33 ft	VMP-21-33-021011	2/10/2011	<8.1	U		530			<50	U		1400			<19	U					<5.7	U		<4.8	U		<4.2	U	
		VMP-21-33-041411	4/14/2011	<28	U		330			<170	U		880			<64	U		9500			<19	U		<16	U		<14	U	
		VMP-21-33-110511	11/5/2011	<1.3	U		0.34	J		<8.1	U		0.62	J		<3.1	U		93			<0.94	U		<0.78	U		<0.69	U	
		VMP-21-33-012412	1/24/2012	<0.19	U		<0.11	U		<1.2	U		0.62		J	<0.45	U		3.9		J	<0.13	U		<0.11	U		<0.099	U	
		VMP-21-33-042412	4/24/2012	<0.0065	U		<0.0038	U		<0.04	U		0.0072			<0.015	U		0.29			0.0091			0.033			<0.0034	U	
		VMP-21-33-071112	7/11/2012	<0.0068	U		<0.004	U		<0.042	U		<0.0034	U		0.0012	J	U	0.0091	J		<0.0048	U		<0.004	U		<0.0035	U	
VMP-22	5 ft	VMP-22-5-021111	2/11/2011	<0.18	U		<0.1	U		<1.1	U		<0.09	U		<0.42	U					<0.13	U		<0.1	U		<0.093	U	
		VMP-22-5-041811	4/18/2011	<0.088	U		<0.052	U		<0.54	U		<0.044	U		<0.21	U		0.13	J		<0.062	U		<0.052	U		<0.045	U	
		VMP-22-5-072611	7/26/2011	<0.01	U		0.017			<0.063	J	U	0.059			<0.024	U	UJ	0.67			0.023			0.12			<0.0053	U	
		VMP-22-5-110111	11/1/2011	<0.0059	U		<0.0034	U		<0.036	U		<0.003	U		<0.014	U		<0.0099	U		<0.0041	J	U	0.032			<0.003	U	
		VMP-22-5-012412	1/24/2012	<0.0062	U		0.28		J	<0.038	U		0.7		J	<0.014	U		0.38		J	0.0018	J	J	0.014		J	<0.0032	U	
		VMP-22-5-040912	4/9/2012	<0.0068	U		0.018			<0.042	U		0.05			<0.016	U		0.038			<0.0048	U		0.0025	J		<0.0035	U	
		VMP-22-5-070912	7/9/2012	<0.0076	U		0.003	J		<0.046	U		<0.0038	U		<0.018	U		0.0017	J		<0.0053	U		<0.0044	U		<0.0039	U	
	10 ft	VMP-22-10-021111	2/11/2011	<0.085	U		<0.05	U		<0.52	U		0.084			<0.2	U					<0.06	U		<0.05	U		<0.044	U	
		VMP-22-10-041811	4/18/2011	<0.091	U		<0.053	U		<0.56	U		<0.046	U		<0.21	U		0.12	J		<0.064	U		<0.053	U		<0.047	U	
		VMP-22-10-072611	7/26/2011	<0.01	U		0.0051	J		<0.065	U		<0.0053	U	UJ	<0.025	U	UJ	0.053			0.027			0.079			<0.0055	U	
		VMP-22-10-072611-DUP	7/26/2011	<0.012	U		<0.0073	U		<0.076	U		0.022		J	0.0057	J	J	0.17			0.025			0.084			<0.0064	U	
		VMP-22-10-110211	11/2/2011	<0.006	U		<0.0035	U		<0.036	U		<0.003	U		<0.014	U		<0.01	U		<0.0042	J	U	0.022			<0.0031	U	
		VMP-22-10-012412	1/24/2012	<0.0068	U		0.0028	J		<0.041	U		0.0019	J		<0.016	U		<0.011	U		0.0038	J		0.081			<0.0035	U	
		VMP-22-10-040912	4/9/2012	<0.0067	U		0.01			<0.041	U		0.032			<0.016	U		0.025			<0.0047	U		<0.004	U		<0.0035	U	
		VMP-22-10-070912	7/9/2012	<0.0076	U		<0.0044	U		<0.046	U		<0.0038	U		<0.018	U		<0.013	U		<0.0053	U		<0.0044	U		<0.0039	U	
		VMP-22-10-070912-Dup	7/9/2012	<0.0074	U		0.0028	J		<0.045	U		0.0015	J		<0.017	U		0.00098	J		<0.0052	U		<0.0043	U		<0.0038	U	
	18 ft	VMP-22-18-021111	2/11/2011	<1.5	U		<0.87	U		<9.1	U		17			<3.5	U					<1	U		<0.87	U		<0.77	U	
		VMP-22-18-041811	4/18/2011	<6.3	U		3.9			<38	U		31			<15	U		1900			<4.4	U		<3.7	U		<3.2	U	
		VMP-22-18-072611	7/26/2011	<3.2	U		<1.9	U		<20	U		26			<7.5	U	UJ	1300			<2.3	U		<1.9	U		<1.6	U	
		VMP-22-18-110511	11/5/2011	<0.0064	U		0.00074	J		<0.039	U		<0.0032	J	U	0.00084	J		0.012			0.002	J		0.016			<0.0033	U	
		VMP-22-18-012412	1/24/2012	<0.059	U		<0.034	U		<0.36	U		<0.03	U		<0.14	U		0.34		J	<0.041	U		<0.034	U		<0.03	U	
		VMP-22-18-040912	4/9/2012	<0.007	U		0.0061			<0.043	U		0.018			<0.016	U		0.0082	J		<0.0049	U		0.002	J		<0.0036	U	
		VMP-22-18-070912	7/9/2012	<0.0074	U		<0.0043	U		<0.045	U		<0.0037	U		<0.017	U		0.002	J		<0.0052	U		<0.0043	U		<0.0038	U	
	38 ft	VMP-22-38-041811	4/18/2011	<19	U		55			<120	U		390			<45	U		6100			<14	U		<11	U		<10	U	
		VMP-22-38-012512	1/25/2012	<0.059	U		0.026	J		<0.36	U		0.033			<0.14	U		0.73			0.0051	J		<0.034	U		<0.03	U	
		VMP-22-38-040912	4/9/2012	<0.0068	U		0.0075			<0.042	U		0.03			<0.016	U		0.17			<0.0048	U		<0.004	U		<0.0035	U	
		VMP-22-38-070912	7/9/2012	<0.0072	U		0.0013	J		<0.044	U		0.0011	J		<0.017	U		0.007	J		<0.0051	U		<0.0042	U		<0.0037	U	

SEE PAGES 50 THROUGH 56 OF TABLE FOR NOTES

TABLE 3
CUMULATIVE SUMMARY OF SOIL VAPOR ANALYTICAL DETECTIONS AND SCREENING RESULTS: VILLAGE - VOCS

Location	Depth	Sample ID	Sample Date	2-Propanol			n-Propylbenzene			Styrene			1,1,2,2-Tetrachloroethane			Tetrachloroethene			Tetrahydrofuran			Toluene			1,2,4-Trichlorobenzene			1,1,1-Trichloroethane (Methyl		
										1400						0.55						6200			11			6600		
				Result	Lab	URS	Result	Lab	URS	Result	Lab	URS	Result	Lab	URS	Result	Lab	URS	Result	Lab	URS	Result	Lab	URS	Result	Lab	URS	Result	Lab	URS
VMP-20	5 ft	VMP-20-5-031411	3/14/2011	<0.012	U		0.0024	J		<0.0052	U		<0.0083	U		0.055			<0.0036	U		0.046			<0.036	U	UJ	<0.0066	U	
		VMP-20-5-041511	4/15/2011	<0.13	UJ	UJ	<0.065	U		<0.057	U		<0.091	U		<0.09	U		<0.039	U	UJ	<0.05	U		<0.39	U		<0.072	U	
		VMP-20-5-072511	7/25/2011	0.032			<0.0069	U		<0.006	J	U	<0.0097	U		<0.0096	U	UJ	<0.0042	U		0.014			<0.042	U		<0.0077	U	
		VMP-20-5-110111	11/1/2011	0.0083			<0.004	J	U	<0.0034	U		<0.0055	U		<0.0055	U		0.0012	J		0.019			<0.024	U		<0.0044	U	
		VMP-20-5-012312	1/23/2012	0.016	J		<0.019	U		<0.016	U		<0.026	U		<0.026	U		<0.011	U		0.03			<0.11	U		<0.021	U	
		VMP-20-5-041012	4/10/2012	0.18			<0.0043	U		<0.0037	U		<0.006	U		<0.0059	U		0.027			0.024			<0.026	U		<0.0048	U	
		VMP-20-5-071112	7/11/2012	0.0061	J		<0.0057	U		<0.005	U		<0.008	U		<0.0079	U		<0.0034	U		0.0024	J		<0.034	U		<0.0064	U	
		VMP-20-5-073112	7/31/2012	0.87			0.0004	J		0.0016	J		<0.0067	U		<0.0066	U		0.0011	J		0.072			<0.029	U		<0.0053	U	
	10 ft	VMP-20-10-031411	3/14/2011	<0.012	U		0.0023	J		<0.0052	U		<0.0083	U		0.0089			0.0018	J		0.0084			<0.036	U	UJ	<0.0066	U	
		VMP-20-10-041511	4/15/2011	<0.12	UJ	UJ	0.023	J		<0.052	U		<0.083	U		<0.082	U		<0.036	U	UJ	<0.046	U		<0.36	U		<0.066	U	
		VMP-20-10-072511	7/25/2011	0.026			<0.0063	U		0.0017	J		<0.0088	U		<0.0088	U	UJ	<0.0038	U		0.015			0.0043	J		<0.007	U	
		VMP-20-10-110111	11/1/2011	0.0066	J		<0.0042	U		<0.0036	U		<0.0059	U		<0.0058	U		<0.0025	U		0.0095			<0.025	U		<0.0047	U	
		VMP-20-10-012312	1/23/2012	0.0092			<0.0044	J	U	<0.0038	U		<0.0061	U		0.00098	J		<0.0026	U		0.0082			<0.026	U		<0.0049	U	
		VMP-20-10-041012	4/10/2012	0.19			<0.0042	U		0.0012	J		<0.0059	U		<0.0058	U		0.045			0.028			<0.025	U		<0.0047	U	
		VMP-20-10-071112	7/11/2012	0.01			0.00038	J	U	<0.0042	U		<0.0067	U		<0.0066	U		0.00078	J		0.005			<0.029	U		<0.0053	U	
	25 ft	VMP-20-25-031411	3/14/2011	<0.012	U		<0.0059	U		<0.0051	U		<0.0082	U		0.0068	J		<0.0035	U		0.0015	J		<0.035	U	UJ	<0.0065	U	
		VMP-20-25-041511	4/15/2011	<0.14	UJ	UJ	<0.068	U		<0.059	U		<0.095	U		<0.094	U		<0.041	U	UJ	<0.052	U		<0.41	U		<0.075	U	
		VMP-20-25-072611	7/26/2011	<0.9	U		<0.45	U		<0.39	U		<0.63	U		<0.62	U	UJ	<0.27	U		<0.35	U		<2.7	U		<0.5	U	
		VMP-20-25-110511	11/5/2011	0.0075	J		0.00026	J		0.00044	J		<0.0058	U		<0.0057	J	U	<0.0025	U		0.015			<0.025	U		<0.0046	U	
		VMP-20-25-012312	1/23/2012	0.011			<0.0046	J	U	<0.004	U		<0.0064	U		0.001	J		<0.0028	U		0.0064			<0.028	U		<0.0051	U	
		VMP-20-25-041012	4/10/2012	0.15			<0.0043	U		0.0007	J		<0.006	U		<0.0059	U		0.031			0.036			<0.026	U		<0.0048	U	
		VMP-20-25-041012-Dup	4/10/2012	0.16			0.00046	J		0.00062	J		<0.0061	U		<0.0061	U		0.033			0.038			<0.026	U		<0.0049	U	
		VMP-20-25-071112	7/11/2012	0.084			0.00041	J	U	<0.0043	U		<0.0069	U		<0.0068	U		<0.003	U		0.014			<0.03	U		<0.0055	U	
VMP-21	5 ft	VMP-21-5-020911	2/9/2011	<4.6	U		<2.3	U		<2	U		<3.2	U		<3.2	U		<1.4	U		<1.8	U		<14	U		<2.5	U	
		VMP-21-5-020911-DUP	2/9/2011	<7.8	U		<3.9	U		<3.4	U		<5.4	U		<5.4	U		<2.3	U		<3	U		<24	U		<4.3	U	
		VMP-21-5-041311	4/13/2011	<0.013	U		0.0016	J		<0.0056	U		<0.0091	U		0.011			<0.0039	U		0.0027	J		<0.039	J	U	<0.0072	U	
		VMP-21-5-072511	7/25/2011	0.026			<0.0068	J	U	0.0023	J		<0.0095	U		0.0058	J	J	<0.0041	U		0.026			<0.041	U		<0.0075	U	
		VMP-21-5-110111	11/1/2011	0.012			0.016			<0.0048	U		<0.0078	U		<0.0077	U		0.0011	J		0.0074			<0.034	U		<0.0062	U	
		VMP-21-5-012312	1/23/2012	0.0048	J		<0.0048	J	U	0.00053	J		<0.0066	U		0.001	J		<0.0029	U		0.0052			<0.029	J	U	0.0032	J	
		VMP-21-5-012312-DUP	1/23/2012	0.0056	J		<0.0044	J	U	<0.0038	U		<0.0061	U		0.00076	J		<0.0026	U		0.0057			<0.026	U		0.0012	J	
		VMP-21-5-042412	4/24/2012	0.025			<0.009	U		<0.0078	U		<0.012	U		<0.012	U		<0.0054	U		0.011			<0.054	U		<0.01	U	
		VMP-21-5-071012	7/10/2012	0.21			0.0084			0.0015	J		<0.0073	U		<0.0072	U		0.02			0.01			<0.031	U		<0.0058	U	
	10 ft	VMP-21-10-021011	2/10/2011	<4.1	U		<2.1	U		<1.8	U		<2.9	U		<2.8	U		<1.2	U		<1.6	U		<12	U		<2.3	U	
		VMP-21-10-041311	4/13/2011	0.16	J		<0.26	U		0.051	J		<0.36	U		<0.36	U		<0.16	U		<0.2	U		<1.6	U		<0.29	U	
		VMP-21-10-072511	7/25/2011	0.013	J		<0.014	U		<0.012	J	U	<0.02	U		0.0087	J	J	<0.0086	U		0.031			<0.087	U		<0.016	U	
		VMP-21-10-110111	11/1/2011	0.014			<0.0042	U		<0.0036	U		<0.0059	U		0.0059			0.0045			0.0073			<0.025	U		<0.0047	U	
		VMP-21-10-012312	1/23/2012	0.009	J		<0.0048	J	U	0.00052	J		<0.0066	U		0.0035	J		<0.0029	U		0.0062			<0.029	U		<0.0053	U	
		VMP-21-10-040912	4/9/2012	0.037			0.0006	J		0.0029	J		<0.006	U		<0.0059	U		<0.0026	U		0.059			<0.026	U		<0.0048	U	
		VMP-21-10-071012	7/10/2012	0.0022	J		<0.0049	U		<0.0043	U		<0.0069	U		0.0025	J		0.0038			0.0015	J	U	<0.03	U		<0.0055	U	
	25 ft	VMP-21-25-021011	2/10/2011	<11	U		<5.7	U		<5	U		<8	U		<7.9	U		<3.4	U		<4.4	U		<34	U		<6.4	U	
		VMP-21-25-041411	4/14/2011	<40	UJ	UJ	<20	U		<17	U		<28	U		<28	U		<12	U	UJ	<15	U		<120	U		<22	U	
		VMP-21-25-041411-DUP	4/14/2011	<40	UJ	UJ	<20	U		<17	U		<28	U		<28	U		<12	U	UJ	<15	U		<120	U		<22	U	
		VMP-21-25-072611	7/26/2011	<13	U		<6.5	U		<5.6	U		<9.1	U		<9	U	UJ	<3.9	U		<5	U		<39	U		<7.2	U	
		VMP-21-25-110511	11/5/2011	2.2	J		<4.1	U		<3.6	U		<5.8	U		1.5	J		<2.5	U		2.4	J		<25	U		<4.6	U	
		VMP-21-25-012412	1/24/2012	<0.11	U		<0.057	U		<0.049	U		<0.08	U		<0.079	U		<0.034	U		<0.044	U		<0.34	U		<0.063	U	
		VMP-21-25-040912	4/9/2012	0.012			<0.0045	U		<0.0039	U		<0.0063	U		0.0074			0.0014	J		0.017			<0.027	U		<0.005	U	
		VMP-21-25-071112	7/11/2012	0.015			0.00046	J	U	<0.0039	U		<0.0063	U		0.0091			0.0013	J		0.0067			<0.027	U		<0.005	U	
	33 ft	VMP-21-33-021011	2/10/2011	<11	U		<5.7	U		<5	U		<8	U		<7.9	U		<3.4	U		<4.4	U		<34	U		<6.4	U	
		VMP-21-33-041411	4/14/2011	<39	UJ	UJ	<19	U		<17	U		<27	U		<27	U		<12	U	UJ	8.9	J		<120	U		<21	U	
		VMP-21-33-110511	11/5/2011	0.4	J		<0.94	U		<0.81	U		<1.3	U		0.35	J		<0.56	U		0.55	J		<5.7	U		<1	U	
		VMP-21-33-012412	1/24/2012	<0.27	U		<0.13	U		<0.12	U		<0.19	U		<0.18	U		<0.081	U		0.033	J	J	<0.81	U		<0.15	U	
		VMP-21-33-042412	4/24/2012	0.015			<0.0046	U		0.00092	J		<0.0064	U		0.012			<0.0028	U		0.0082			<0.028	U		<0.0051	U	
		VMP-21-33-071112	7/11/2012	0.0034	J		<0.0048	U		<0.0042	U		<0.0067	U		0.0022	J		0.0017	J		0.0021	J	U	<0.029	U		<0.0053	U	
VMP-22	5 ft	VMP-22-5-021111	2/11/2011	<0.25	U		<0.13	U		<0.11	U		<0.18	U		<0.17	U		<0.076	U		<0.097	U		<0.76	U		<0.14	U	
		VMP-22-5-041811	4/18/2011	<0.12	UJ	UJ	<0.062	U		<0.054	U		<0.086	U		<0.085	U		<0.037	U	UJ	<0.047	U		<0.37	U		<0.069	U	
		VMP-22-5-072611	7/26/2011	0.04			0.0016	J		<0.0063	J	U	<0.01	U		<0.01	J	UJ	<0.0044	U		0.016			<0.044	J	U	<0.0081	U	
		VMP-22-5-110111	11/1/2011	0.012			<0.0041	U		<0.0036	U		<0.0058	U		<0.0057	U		<0.0025	U		0.011			<0.025	U		<0.0046	U	
		VMP-22-5-012412	1/24/2012	0.0081	J	J	<0.0044	J	U	<0.0038	U		<0.0061	U		<0.006	U		<0.0026	U		0.023		J	<0.026	U		<0.0048	U	
		VMP-22-5-040912	4/9/2012	0.012			<0.0048	U		<0.0042	U		<0.0067	U		<0.0066	U		<0.0029	U		0.0058			<0.029	U		<0.0053	U	
		VMP-22-5-070912	7/9/2012	0.0083	J		0.00064	J	U	<0.0046	U		<0.0074	U		<0.0074	U		<0.0032	U		0.01			<0.032	U		<0.0059	U	
	10 ft	VMP-22-10-021111	2/11/2011	<0.12	U		<0.06	U		<0.052	U		<0.084	U		<0.083	U		<0.036	U		<0.046	U		<0.36	U		<0.066	U	
		VMP-22-10-041811	4/18/2011	<0.13	UJ	UJ	<0.064	U		<0.056	U		<0.09	U		<0.088	U		<0.038	U	UJ	<0.049	U		<0.39	U		<0.071	U	
		VMP-22-10-072611	7/26/2011	0.016			0.001	J		0.0029	J		<0.01	U		<0.01	J	UJ	<0.0045	U		0.013			<0.045	J	U	<0.0083	U	
		VMP-22-10-072611-DUP	7/26/2011	0.018			0.0012	J		0.0028	J		<0.012	U		<0.012	U	UJ	<0.0052	U		0.012			<0.053	J	U	<0.0097	U	
		VMP-22-10-110211	11/2/2011	0.009			<0.0042	U		<0.0036	U		<0.0059	U		<0.0058	U		<0.0025	U		0.006			<0.025	U		<0.0047	U	
		VMP-22-10-012412	1/24/2012	0.011			<0.0048	J	U	<0.0041	U		<0.0066	U		0.0033	J		0.0014	J		0.0071			<0.029	U		<0.0053	U	
		VMP-22-10-040912	4/9/2012	0.012			0.0028	J		<0.0041	U		<0.0066	U		<0.0065	U		<0.0028	U		0.0052			<0.029	U		<0.0053	U	
		VMP-22-10-070912	7/9/2012	0.0054	J		<0.0053	U		<0.0046	U		<0.0074	U		<0.0074	U		<0.0032	U		0.0021	J	U	<0.032	U		<0.0059	U	
		VMP-22-10-070912-Dup	7/9/2012	0.0066	J		<0.0052	U		<0.0045	U		<0.0073	U		<0.0072	U		<0.0031	U		0.0022	J		<0.031	U		<0.0058	U	
	18 ft	VMP-22-18-021111	2/11/2011	<2.1	U		<1	U		<0.9	U		<1.4	U		<1.4	U		<0.63	U		0.34	J		<6.3	U		<1.2	U	
		VMP-22-18-041811	4/18/2011	<8.8	UJ	UJ	<4.4	U		<3.8	U		<6.2	U		<6.1	U		<2.6	U	UJ	<3.4	U		<27	U		<4.9	U	
		VMP-22-18-072611	7/26/2011	<4.5	U		<2.3	U		<2	U		<3.2	U		<3.1	U	UJ	<1.4	U		<1.7	U		<14	U		<2.5	U	
		VMP-22-18-110511	11/5/2011	0.0073	J		0.00027	J		<0.0039	U		<0.0063	U		<0.0062	J	U	<0.0027	U		0.012			<0.027	U		<0.005	U	
		VMP-22-18-012412	1/24/2012	0.029	J	J	<0.041	U		<0.036	U		<0.058	U		<0.057	U		<0.025	U		<0.032	U		<0.25	U		<0.046	U	
		VMP-22-18-040912	4/9/2012	<0.0099	U		0.0013	J		<0.0043	U		<0.0069	U		<0.0068	U		<0.003	U		0.0038			<0.03	U		<0.0055	U	
		VMP-22-18-070912	7/9/2012	0.0074	J		<0.0052	U		<0.0045	U		<0.0073	U		<0.0072	U		<0.0031	U		0.0029	J		<0.031	U		<0.0058	U	
	38 ft	VMP-22-38-041811	4/18/2011	<27	UJ	UJ	<14	U		<12	U		<19	U		<19	U		<8.1	U	UJ	<10	U		<82	U		<15	U	
		VMP-22-38-012512	1/25/2012	<0.082	U		<0.041	U		<0.036	U		<0.058	U		<0.057	U		<0.025	U		<0.032	U		<0.25	U		<0.046	U	
		VMP-22-38-040912	4/9/2012	0.01			<0.0048	U		<0.0042	U		<0.0067	U		<0.0066	U		0.0012	J		0.013			<0.029	U		<0.0053	U	
		VMP-22-38-070912	7/9/2012	0.011			<0.0051	U		<0.0044	U		<0.0071	U		<0.007	U		<0.003	U		0.0028	J		<0.03	U		<0.0056	U	

SEE PAGES 50 THROUGH 56 OF TABLE FOR NOTES

TABLE 3
CUMULATIVE SUMMARY OF SOIL VAPOR ANALYTICAL DETECTIONS AND SCREENING RESULTS: VILLAGE - VOCS

Location	Depth	Sample ID	Sample Date	1,1,2-Trichloroethane 170000			Trichloroethene 1.5			Trichlorofluoromethane 860			1,2,4-Trimethylbenzene			1,3,5-Trimethylbenzene			2,2,4-Trimethylpentane			Vinyl chloride 0.29			m,p-Xylene 130			o-Xylenes 120		
				Result	Lab	URS	Result	Lab	URS	Result	Lab	URS	Result	Lab	URS	Result	Lab	URS	Result	Lab	URS	Result	Lab	URS	Result	Lab	URS	Result	Lab	URS
VMP-20	5 ft	VMP-20-5-031411	3/14/2011	<0.0066	U		<0.0065	U		0.0015	J		0.0039	J		0.001	J		1.4			<0.0031	U		0.023			0.0066		
		VMP-20-5-041511	4/15/2011	<.072	U		<0.071	U		<0.075	U		<0.065	U		<0.065	U		4			<0.034	U		<0.058	U		<0.058	U	
		VMP-20-5-072511	7/25/2011	<0.0077	U		<0.0076	U		0.0017	J		<0.0069	J	U	<0.0069	U		0.0043	J		<0.0036	U		<0.0061	J	U	<0.0061	U	
		VMP-20-5-110111	11/1/2011	<0.0044	U		<0.0043	U		0.0031	J		<0.004	J	U	<0.004	U		0.0017	J		<0.002	U		0.0078			0.0016	J	
		VMP-20-5-012312	1/23/2012	<0.021	U		<0.021	U		0.017	J		<0.019	U		<0.019	U		2.2			<0.0099	U		0.0084	J		<0.017	U	
		VMP-20-5-041012	4/10/2012	<0.0048	U		<0.0047	U		0.0029	J		<0.0043	U		<0.0043	U		0.051			<0.0022	U		0.003	J		0.00064	J	
		VMP-20-5-071112	7/11/2012	<0.0064	U		<0.0063	U		0.004	J		0.001	J	U	<0.0057	U		<0.0054	U		<0.003	U		<0.005	U		<0.005	U	
		VMP-20-5-073112	7/31/2012	<0.0053	U		<0.0053	U		0.017			0.0021	J		<0.0048	U		0.0096			<0.0025	U		0.0077			0.0022	J	
	10 ft	VMP-20-10-031411	3/14/2011	<0.0066	U		<0.0065	U		0.0011	J		0.0046	J		0.0024	J		0.23			<0.0031	U		0.016			0.006		
		VMP-20-10-041511	4/15/2011	<0.066	U		<0.065	U		<0.068	U		<0.059	U		<0.059	U		1.1			<0.031	U		<0.052	U		<0.052	U	
		VMP-20-10-072511	7/25/2011	<0.007	U		<0.0069	U		<0.0072	U		0.0025	J		<0.0063	U		<0.006	U		<0.0033	U		0.0038	J		<0.0056	U	
		VMP-20-10-110111	11/1/2011	<0.0047	U		<0.0046	U		0.0069			<0.0042	U		<0.0042	U		<0.004	U		<0.0022	U		<0.0037	J	U	<0.0037	U	
		VMP-20-10-012312	1/23/2012	<0.0049	U		<0.0048	U		0.032			<0.0044	U		<0.0044	U		0.02			<0.0023	U		0.0032	J		0.00075	J	
		VMP-20-10-041012	4/10/2012	<0.0047	U		<0.0046	U		0.025			0.0011	J		<0.0042	U		0.094			<0.0022	U		0.004			0.0012	J	
		VMP-20-10-071112	7/11/2012	<0.0053	U		<0.0053	U		0.018			<0.0048	U		<0.0048	U		<0.0046	U		<0.0025	U		0.00093	J	U	<0.0042	U	
	25 ft	VMP-20-25-031411	3/14/2011	<0.0065	U		<0.0064	U		<0.0067	U		<0.0059	U		<0.0059	U		0.16			<0.003	U		0.0011	J		0.00095	J	
		VMP-20-25-041511	4/15/2011	<0.075	U		<0.074	U		<0.078	U		<0.068	U		<0.068	U		1			<0.035	U		<0.06	U		<0.06	U	
		VMP-20-25-072611	7/26/2011	<0.5	U		<0.49	U		<0.52	U		<0.45	U		<0.45	U		340			<0.24	U		<0.4	U		<0.4	U	
		VMP-20-25-110511	11/5/2011	<0.0046	U		<0.0045	U		0.016			0.0013	J		<0.0041	U		0.11			<0.0021	U		0.0023	J		0.00094	J	
		VMP-20-25-012312	1/23/2012	<0.0051	U		<0.005	U		0.074			<0.0046	U		<0.0046	U		0.0029	J		<0.0024	U		0.0014	J		<0.0041	U	
		VMP-20-25-041012	4/10/2012	<0.0048	U		<0.0047	U		0.086			0.00082	J		<0.0043	U		0.011			<0.0022	U		0.0053			0.0015	J	
		VMP-20-25-041012-Dup	4/10/2012	<0.0049	U		<0.0048	U		0.094			0.0012	J		0.00099	J		0.01			<0.0023	U		0.0044			0.0016	J	
		VMP-20-25-071112	7/11/2012	<0.0055	U		<0.0054	U		0.08			0.0017	J	U	<0.0049	U		<0.0047	U		<0.0026	U		0.0012	J	U	<0.0044	U	
VMP-21	5 ft	VMP-21-5-020911	2/9/2011	<2.5	U		<2.5	U		<2.6	U		<2.3	U		<2.3	U		830			<1.2	U		<2	U		<2	U	
		VMP-21-5-020911-DUP	2/9/2011	<4.3	U		<4.3	U		<4.5	U		<3.9	U		<3.9	U		660			<2	U		<3.4	U		<3.4	U	
		VMP-21-5-041311	4/13/2011	<0.0072	U		<0.0071	U		0.0012	J		0.0014	J		<0.0065	U		1.6			<0.0034	U		0.0035	J		<0.0057	U	
		VMP-21-5-072511	7/25/2011	<0.0075	U		<0.0074	U		0.0013	J		<0.0068	J	U	<0.0068	U		0.0035	J		<0.0035	U		0.0045	J		0.0014	J	
		VMP-21-5-110111	11/1/2011	<0.0062	U		<0.0061	U		<0.0064	U		0.13			0.033			0.016			<0.0029	U		0.044			0.018		
		VMP-21-5-012312	1/23/2012	<0.0053	U		0.0043	J		0.0011	J		<0.0048	U		<0.0048	U		0.0015	J		<0.0025	U		0.0017	J		0.00063	J	
		VMP-21-5-012312-DUP	1/23/2012	<0.0049	U		0.0022	J		0.0011	J		<0.0044	U		<0.0044	U		0.0018	J		<0.0023	U		0.0019	J		0.0006	J	
		VMP-21-5-042412	4/24/2012	<0.01	U		<0.0098	U		<0.01	U		<0.009	U		<0.009	U		1.3			<0.0047	U		0.0048	J		0.0027	J	
		VMP-21-5-071012	7/10/2012	<0.0058	U		<0.0057	U		0.0016	J		0.048			0.018			<0.005	U		<0.0027	U		0.12			0.022		
	10 ft	VMP-21-10-021011	2/10/2011	<2.3	U		<2.2	U		<2.4	U		<2.1	U		<2.1	U		480			<1.1	U		<1.8	U		<1.8	U	
		VMP-21-10-041311	4/13/2011	<0.29	U		0.17	J		<0.3	U		<0.26	U		<0.26	U		42			<0.14	U		<0.23	U		<0.23	U	
		VMP-21-10-072511	7/25/2011	<0.016	U		<0.016	U		0.0029	J		<0.014	J	U	<0.014	U		<0.014	U		<0.0075	U		0.0033	J		<0.013	U	
		VMP-21-10-110111	11/1/2011	<0.0047	U		<0.0046	U		0.0014	J		<0.0042	U		<0.0042	U		<0.004	U		<0.0022	U		<0.0037	J	U	<0.0037	U	
		VMP-21-10-012312	1/23/2012	<0.0053	U		0.0017	J		0.0014	J		<0.0048	U		<0.0048	U		0.0045			<0.0025	U		0.0014	J		<0.0042	U	
		VMP-21-10-040912	4/9/2012	<0.0048	U		0.0095			<0.0049	U		0.001	J		<0.0043	U		0.79			<0.0022	U		0.007			0.003	J	
		VMP-21-10-071012	7/10/2012	<0.0055	U		<0.0054	U		0.0012	J		0.00089	J	U	<0.0049	U		<0.0047	U		<0.0026	U		0.0016	J	U	<0.0044	U	
	25 ft	VMP-21-25-021011	2/10/2011	<6.4	U		<6.3	U		<6.5	U		<5.7	U		<5.7	U		1700			<3	U		<5	U		<5	U	
		VMP-21-25-041411	4/14/2011	<22	U		<22	U		<23	U		<20	U		<20	U		1200			<10	U		<18	U		<18	U	
		VMP-21-25-041411-DUP	4/14/2011	<22	U		<22	U		<23	U		<20	U		<20	U		1200			<10	U		<18	U		<18	U	
		VMP-21-25-072611	7/26/2011	<7.2	U		<7.1	U		<7.4	U		<6.5	U		<6.5	U		1500			<3.4	U		<5.7	U		<5.7	U	
		VMP-21-25-110511	11/5/2011	<4.6	U		<4.5	U		<4.7	U		<4.1	U		<4.1	U		160			<2.1	U		<3.6	U		<3.6	U	
		VMP-21-25-012412	1/24/2012	<0.063	U		<0.062	U		<0.065	U		<0.23	U		<0.057	U		16			<0.03	U		<0.05	U		<0.05	U	
		VMP-21-25-040912	4/9/2012	<0.005	U		0.0021	J		<0.0051	U		<0.0045	U		<0.0045	U		1.2			<0.0023	U		0.006			0.0024	J	
		VMP-21-25-071112	7/11/2012	<0.005	U		<0.0049	U		0.0011	J		0.00086	J	U	<0.0045	U		0.015			<0.0023	U		0.0013	J	U	<0.004	U	
	33 ft	VMP-21-33-021011	2/10/2011	<6.4	U		<6.3	U		<6.5	U		<5.7	U		<5.7	U		1800			<3	U		<5	U		<5	U	
		VMP-21-33-041411	4/14/2011	<21	U		<21	U		<22	U		<19	U		<19	U		1300			<10	U		6.1	J		<17	U	
		VMP-21-33-110511	11/5/2011	<1	U		<1	U		<1.1	U		<0.94	U		<0.94	U		69			<0.49	U		<0.83	U		<0.83	U	
		VMP-21-33-012412	1/24/2012	<0.15	U		<0.15	U		<0.15	U		<0.54	U		<0.13	U		54		J	<0.07	U		<0.12	U		<0.12	U	
		VMP-21-33-042412	4/24/2012	<0.0051	U		<0.005	J	U	<0.0052	U		<0.0046	J	U	<0.0046	U		0.58			<0.0024	U		0.0039	J		0.0016	J	
		VMP-21-33-071112	7/11/2012	<0.0053	U		<0.0053	U		<0.0055	U		0.0012	J	U	<0.0048	U		<0.0046	U		<0.0025	U		0.00074	J	U	<0.0042	U	
VMP-22	5 ft	VMP-22-5-021111	2/11/2011	<0.14	U		<0.14	U		<0.14	U		<0.13	U		<0.13	U		81			<0.066	U		<0.11	U		<0.11	U	
		VMP-22-5-041811	4/18/2011	<0.069	U		<0.068	U		<0.071	U		<0.062	U		<0.062	U		0.22			<0.032	U		<0.055	U		<0.055	U	
		VMP-22-5-072611	7/26/2011	<0.0081	U		<0.008	U		<0.0083	U		<0.0073	J	U	<0.0073	J	U	0.13			<0.0038	U		0.0056	J		0.002	J	
		VMP-22-5-110111	11/1/2011	<0.0046	U		<0.0045	U		<0.0047	U		<0.0041	U		<0.0041	U		0.00041	J		<0.0021	U		<0.0036	J	U	<0.0036	U	
		VMP-22-5-012412	1/24/2012	<0.0048	U		<0.0048	U		0.0013	J	J	<0.0044	U		<0.0044	U		1.4		J	<0.0023	U		0.0067		J	0.0012	J	J
		VMP-22-5-040912	4/9/2012	<0.0053	U		<0.0053	U		<0.0055	U		<0.0048	U		<0.0048	U		0.17			<0.0025	U		0.0016	J		<0.0042	U	
		VMP-22-5-070912	7/9/2012	<0.0059	U		<0.0058	U		0.0013	J		0.0008	J	U	<0.0053	U		0.0024	J		<0.0028	U		0.0099			0.0028	J	
	10 ft	VMP-22-10-021111	2/11/2011	<0.066	U		<0.066	U		<0.068	U		<0.06	U		<0.06	U		25			<0.031	U		<0.053	U		<0.053	U	
		VMP-22-10-041811	4/18/2011	<0.071	U		<0.07	U		<0.073	U		<0.064	U		<0.064	U		0.016	J		<0.033	U		<0.057	U		<0.057	U	
		VMP-22-10-072611	7/26/2011	<0.0083	U		<0.0081	U		<0.0085	U		<0.0074	J	U	<0.0074	J	U	0.022		J	<0.0039	U		0.0039	J		<0.0066	U	
		VMP-22-10-072611-DUP	7/26/2011	<0.0097	U		<0.0096	U		<0.01	U		<0.0088	J	U	<0.0088	U		0.051		J	<0.0046	U		0.0034	J		<0.0077	U	
		VMP-22-10-110211	11/2/2011	<0.0047	U		<0.0046	U		<0.0048	U		<0.0042	U		<0.0042	U		<0.004	U		<0.0022	U		<0.0037	J	U	<0.0037	U	
		VMP-22-10-012412	1/24/2012	<0.0053	U		0.0015	J		0.001	J		<0.0048	U		<0.0048	U		0.0063			<0.0025	U		0.0018	J		0.00084	J	
		VMP-22-10-040912	4/9/2012	<0.0053	U		<0.0052	U		0.0018	J		<0.0047	U		<0.0047	U		0.13			<0.0025	U		0.0023	J		<0.0042	U	
		VMP-22-10-070912	7/9/2012	<0.0059	U		<0.0058	U		0.0014	J		<0.0053	U		<0.0053	U		<0.0051	U		<0.0028	U		<0.0047	U		<0.0047	U	
		VMP-22-10-070912-Dup	7/9/2012	<0.0058	U		<0.0057	U		<0.006	U		<0.0052	U		<0.0052	U		<0.005	U		<0.0027	U		0.00093	J	U	<0.0046	U	
	18 ft	VMP-22-18-021111	2/11/2011	<1.2	U		<1.1	U		<1.2	U		<1	U		<1	U		480			<0.54	U		<0.92	U		<0.92	U	
		VMP-22-18-041811	4/18/2011	<4.9	U		<4.8	U		<5	U		<4.4	U		<4.4	U		390			<2.3	U		<3.9	U		<3.9	U	
		VMP-22-18-072611	7/26/2011	<2.5	U		<2.5	U		<2.6	U		<2.3	U		<2.3	U		340			<1.2	U		<2	U		<2	U	
		VMP-22-18-110511	11/5/2011	<0.005	U		<0.0049	J	U	<0.0051	U		<0.0045	U		<0.0045	U		0.028			<0.0023	U		0.0017	J		<0.004	U	
		VMP-22-18-012412	1/24/2012	<0.046	U		<0.045	U		<0.047	U		<0.16	U		<0.041	U		17		J	<0.021	U		<0.036	U		<0.036	U	
		VMP-22-18-040912	4/9/2012	<0.0055	U		<0.0054	U		<0.0056	U		<0.0049	U		<0.0049	U		0.081			<0.0026	U		0.0015	J		<0.0044	U	
		VMP-22-18-070912	7/9/2012	<0.0058	U		<0.0057	U		<0.006	U		<0.0052	U		<0.0052	U		0.0014	J		<0.0027	U		0.0012	J	U	<0.0046	U	
	38 ft	VMP-22-38-041811	4/18/2011	<15	U		<15	U		<16	U		<14	U		<14	U		710			<7	U		<12	U		<12	U	
		VMP-22-38-012512	1/25/2012	<0.046	U		<0.045	U		<0.047	U		<0.041	U		<0.041	U		14			<0.021	U		0.0087	J		<0.036	U	
		VMP-22-38-040912	4/9/2012	<0.0053	U		0.002	J		<0.0055	U		<0.0048	U		<0.0048	U		0.14			<0.0025	U		0.0027	J		<0.0042	U	
		VMP-22-38-070912	7/9/2012	<0.0056	U		<0.0055	U		<0.0058	U		<0.0051	U		<0.0051	U		0.0035	J		<0.0026	U		0.0015	J	U	<0.0045	U	

SEE PAGES 50 THROUGH 56 OF TABLE FOR NOTES

TABLE 3
CUMULATIVE SUMMARY OF SOIL VAPOR ANALYTICAL DETECTIONS AND SCREENING RESULTS: VILLAGE - VOCS

Location	Depth	Sample ID	Sample Date	Acetone 750000			alpha-Chlorotoluene			Benzene 0.37			Bromodichloromethane 450000			Bromoform 11			Bromomethane 6.9			1,3-Butadiene			Butane			2-Butanone 6400		
				Result	Lab	URS	Result	Lab	URS	Result	Lab	URS	Result	Lab	URS	Result	Lab	URS	Result	Lab	URS	Result	Lab	URS	Result	Lab	URS	Result	Lab	URS
VMP-23	5 ft	VMP-23-5-021511	2/15/2011	0.01	J		<0.0068	U		0.023			<0.0088	U		<0.014	U		<0.0051	U		<0.0029	U					0.0012	J	
		VMP-23-5-042111	4/21/2011	0.024	J		<0.059	U		<0.036	U		<0.077	U		<0.12	U		<0.044	U		<0.025	U		<0.11	U		<0.14	U	
		VMP-23-5-072711	7/27/2011	0.062			<0.0068	U		0.18			<0.0088	U		<0.014	U		<0.0051	U		<0.0029	U		0.024			0.072		
		VMP-23-5-110211	11/2/2011	0.035			<0.0048	U		0.016			<0.0063	U		<0.0097	U		<0.0036	U		<0.0021	U		<0.0089	U		<0.011	U	
		VMP-23-5-012512	1/25/2012	0.019			<0.0041	U		0.023			0.0015	J		<0.0082	U		<0.0031	U		<0.0017	U		0.002	J		0.0048	J	
		VMP-23-5-040912	4/9/2012	0.032			<0.0049	U		0.0089			<0.0064	U		<0.0099	U		<0.037	U	UJ	<0.0021	U		<0.0091	U		0.024		
		VMP-23-5-070912	7/9/2012	0.1			<0.0044	U	UJ	0.0024	J		<0.0057	U		<0.0088	U		0.0017	J		<0.0019	U		0.0039	J		0.01		
	10 ft	VMP-23-10-021511	2/15/2011	0.009	J		0.0012	J		0.0014	J		0.0023	J		<0.014	U		<0.0053	U		<0.003	U					<0.004	U	
		VMP-23-10-042111	4/21/2011	<0.13	U		<0.071	U		0.28			<0.092	U		<0.14	U		<0.054	U		<0.03	U		1.7			<0.16	U	
		VMP-23-10-072711	7/27/2011	<0.012	U		<0.0065	U		<0.004	U		<0.0084	U		<0.013	U		<0.0049	U		<0.0028	U		<0.012	U		<0.015	U	
		VMP-23-10-110211	11/2/2011	0.029			<0.0047	U		0.021			<0.0061	U		<0.0094	U		<0.0036	U		<0.002	U		<0.0087	U		0.0083	J	
		VMP-23-10-012512	1/25/2012	0.0099			<0.004	U		0.068			<0.0052	U		<0.008	U		<0.003	U		<0.0017	U		0.0094			0.0033	J	
		VMP-23-10-040912	4/9/2012	0.025			<0.005	U		0.002	J		<0.0065	U		<0.01	U		<0.038	U	UJ	<0.0022	U		<0.0093	U		0.0068	J	
		VMP-23-10-040912-Dup	4/9/2012	0.043			<0.0051	U		0.0041			0.0021	J		<0.01	U		<0.038	U	UJ	<0.0022	U		0.0072	J		0.012		
		VMP-23-10-070912	7/9/2012	0.065			<0.004	U	UJ	0.0014	J		<0.0052	U		<0.008	U		<0.03	U		<0.0017	U		<0.0074	U		0.0061	J	
	25 ft	VMP-23-25-021511	2/15/2011	0.011	J		<0.0065	U		0.018			<0.0084	U		<0.013	U		<0.0049	U		<0.0028	U					<0.0037	U	
		VMP-23-25-042111	4/21/2011	0.035	J		<0.067	U		1.6			<0.086	U		<0.13	U		<0.05	U		<0.028	U		8.2			<0.15	U	
		VMP-23-25-072711	7/27/2011	0.05			<0.0075	U		0.15			<0.0097	U		<0.015	U		<0.0056	U		<0.0032	U		<0.014	U		0.032		
		VMP-23-25-110511	11/5/2011	0.041			<0.0047	U		0.002	J		<0.0061	J	U	<0.0094	J	U	<0.0036	U		<0.002	U		<0.0087	U		0.014		
		VMP-23-25-012512	1/25/2012	0.0065	J		<0.0042	U		0.058			<0.0055	U		<0.0085	U		<0.0032	U		<0.0018	U		0.0046	J		0.0047	J	
		VMP-23-25-040912	4/9/2012	0.14			<0.0049	U		0.022			<0.0064	U		<0.0099	U		0.067	J	J	<0.0021	U		<0.0091	U		0.06		
		VMP-23-25-071012	7/10/2012	0.15			<0.0063	U	UJ	0.0027	J		<0.0082	U		<0.013	U		<0.047	U		<0.0027	U		<0.012	U		0.013	J	
	40 ft	VMP-23-40-071012	7/10/2012	0.18			<0.0053	U	UJ	0.0081			<0.0069	U		<0.011	U		0.0039	J		<0.0023	U		0.0065	J		0.016		
VMP-24	5 ft	VMP-24-5-021611	2/16/2011	0.019			<0.0073	U		0.019			<0.0094	U		<0.014	U		<0.0055	U		<0.0031	U					<0.0042	U	
		VMP-24-5-040811	4/8/2011	<0.14	U		<0.078	U		5			<0.1	U		<0.16	U		<0.058	U		<0.033	U		5.6			<0.18	U	
		VMP-24-5-072811	7/28/2011	0.047			<0.0073	U		0.093			<0.0094	U		<0.014	U		<0.0055	U		<0.0031	U		0.031			0.021		
		VMP-24-5-110211	11/2/2011	0.013			<0.0048	U		0.018			<0.0063	U		<0.0097	U		<0.0036	U		<0.0021	U		0.0063	J		<0.011	U	
		VMP-24-5-110211-DUP	11/2/2011	0.016			<0.0067	U		0.018			<0.0087	U		<0.013	U		<0.005	U		<0.0029	U		0.013			0.0048	J	
		VMP-24-5-012512	1/25/2012	0.009			<0.0042	U		0.0013	J		0.00082	J		<0.0083	U		<0.0031	U		<0.0018	U		0.0032	J		0.0045	J	
		VMP-24-5-040912	4/9/2012	0.11			<0.0049	U		0.024			<0.0064	U		<0.0099	U		<0.062	J	UJ	<0.0021	U		0.0049	J		0.038		
		VMP-24-5-071212	7/12/2012	0.052			<0.0047	U	UJ	0.043			<0.0061	U		<0.0094	U		<0.036	U		<0.002	U		<0.0087	U		0.012		
	10 ft	VMP-24-10-021711	2/17/2011	0.01	J		<0.007	U		1.4			<0.009	U		<0.014	U		<0.0052	U		<0.003	U					<0.004	U	
		VMP-24-10-041111	4/11/2011	0.012	J		<0.013	U		2.5			<0.017	U		<0.026	U		<0.0098	U		<0.0056	U		0.54			<0.03	U	
		VMP-24-10-072811	7/28/2011	0.048			<0.0071	U		0.11			<0.0092	U		<0.014	U		<0.0054	U		<0.003	U		<0.013	U		0.023		
		VMP-24-10-110211	11/2/2011	0.015			<0.0042	U		0.002	J		<0.0055	U		<0.0085	U		<0.0032	U		<0.0018	U		<0.0078	U		0.0069	J	
		VMP-24-10-012512	1/25/2012	0.0073			<0.004	U		0.00061	J		0.00074	J		<0.008	U		<0.003	U		<0.0017	U		<0.0074	U		0.0032	J	
		VMP-24-10-041012	4/10/2012	0.054			<0.0047	U		<0.0029	J	U	<0.0061	U		<0.0094	U		<0.036	J	UJ	<0.002	U		<0.0087	U		0.012		
		VMP-24-10-071212	7/12/2012	0.088			<0.0055	U	UJ	0.0078			<0.0071	U		<0.011	U		<0.041	U		<0.0023	U		<0.01	U		0.02		
	22 ft	VMP-24-22-021711	2/17/2011	0.0064	J		<0.007	U		0.95			<0.009	U		<0.014	U		<0.0052	U		<0.003	U					<0.004	U	
		VMP-24-22-041111	4/11/2011	0.011	J		<0.0065	U		0.013			<0.0084	U		<0.013	U		<0.0049	U		<0.0028	U		<0.012	U		<0.015	U	
		VMP-24-22-072811	7/28/2011	0.022			<0.0065	U		0.047			<0.0084	U		<0.013	U		<0.0049	U		<0.0028	U		<0.012	U		0.012	J	
		VMP-24-22-072811-Dup	7/28/2011	0.015			<0.0075	U		0.046			<0.0097	U		<0.015	U		<0.0056	U		<0.0032	U		<0.014	U		0.007	J	
		VMP-24-22-110611	11/6/2011	0.018			<0.0045	U		0.01			<0.0059	U		<0.009	J	U	<0.0034	U		<0.0019	U		<0.0083	U		0.0033	J	
		VMP-24-22-012512	1/25/2012	0.012			<0.0042	U		0.00079	J		0.00069	J		<0.0085	U		<0.0032	U		<0.0018	U		<0.0078	U		0.0046	J	
		VMP-24-22-041012	4/10/2012	0.067			<0.0046	U		0.0037			<0.006	U		<0.0092	U		<0.035	J	UJ	<0.002	U		0.0074	J		0.022		
		VMP-24-22-071212	7/12/2012	0.073			<0.0056	U	UJ	0.033			<0.0073	U		<0.011	U		<0.042	U		<0.0024	U		<0.01	U		0.014		
	34 ft	VMP-24-34-021711	2/17/2011	0.014			<0.007	U		0.0084			<0.009	U		<0.014	U		<0.0052	U		<0.003	U					0.0025	J	
		VMP-24-34-041111	4/11/2011	0.014			<0.0063	U		0.0072			<0.0081	U		<0.012	U		<0.0047	U		<0.0027	U		0.0031	J		<0.014	U	
		VMP-24-34-072811	7/28/2011	0.031			<0.0055	U		0.077			<0.0071	U		<0.011	U		<0.0041	U		<0.0024	U		<0.01	U		0.012	J	
		VMP-24-34-110611	11/6/2011	0.025			<0.0035	U		0.0095			<0.0046	U		<0.007	J	U	<0.0026	U		<0.0015	U		0.0033	J		0.016		
		VMP-24-34-012512	1/25/2012	0.0075	J		<0.0043	U		0.00051	J		0.001	J		<0.0087	U		<0.0033	U		<0.0018	U		<0.008	U		0.0065	J	
		VMP-24-34-041012	4/10/2012	0.06			<0.0048	U		0.037			<0.0063	U		<0.0097	U		<0.036	J	UJ	<0.0021	U		0.0037	J		0.015		
		VMP-24-34-071212	7/12/2012	0.074			<0.0046	U	UJ	0.1			<0.006	U		<0.0092	U		<0.035	U		<0.002	U		0.0033	J		0.021		
VMP-31	5 ft	VMP-31-5-042512	4/25/2012	0.057			<0.0049	U		0.29			<0.0064	U		<0.0099	U		<0.037	U		<0.0021	U		<0.0091	U		0.027		
		VMP-31-5-072012	7/20/2012	0.17			<0.0049	U		0.0043			<0.0064	U		<0.0099	U		<0.037	U		<0.0021	U		<0.0091	U		0.023		
	10 ft	VMP-31-10-042512	4/25/2012	0.048			<0.0066	U		0.54			<0.0085	U		<0.013	U		<0.05	U		<0.0028	U		0.067			0.022		
		VMP-31-10-072612	7/26/2012	0.033			<0.005	U		0.0026	J		<0.0065	U		<0.01	U		0.0015	J	J	<0.0022	U		<0.0093	U		0.014		
	30 ft	VMP-31-30-042512	4/25/2012	<4.6	U		<10	U		9.9			<3.3	U		<5.1	U		<1.9	U		<1.1	U		970			<5.8	U	
		VMP-31-30-042512-Dup	4/25/2012	<4.6	U		<10	U		12			<3.3	U		<5.1	U		<1.9	U		<1.1	U		1100			<5.8	U	
		VMP-31-30-072012	7/20/2012	<2.3	U		<0.49	U		<0.3	U		<0.64	U		<0.99	U		<3.7	U		<0.21	U		52			<1.1	U	
VMP-32	5 ft	VMP-32-5-042512	4/25/2012	0.095			<0.0048	U		0.047			<0.0063	U		<0.0097	U		<0.036	U		<0.0021	U		<0.0089	U		0.029		
		VMP-32-5-072012	7/20/2012	0.12			<0.0043	U		0.091			<0.0056	U		<0.0087	U		<0.033	U		<0.0018	U		0.0068	J		0.0061	J	
	10 ft	VMP-32-10-041612	4/16/2012	0.034			<0.0044	U		0.0032			<0.0057	U		<0.0088	U		<0.033	U		<0.0019	U		0.007	J		0.024		
		VMP-32-10-072012	7/20/2012	0.087			<0.0051	U		0.044			<0.0066	U		<0.01	U		0.0032	J		<0.0022	U		<0.0093	U		0.0081	J	
	20 ft	VMP-32-20-041612	4/16/2012	0.49			<0.1	U		0.034	J		<0.13	U		<0.2	U		<0.76	U		<0.043	U		<0.19	U		<0.23	U	
		VMP-32-20-072012	7/20/2012	0.13			<0.0049	U		0.0085			<0.0064	U		<0.0099	U		<0.037	U		<0.0021	U		<0.0091	U		0.0075	J	
	30 ft	VMP-32-30-041612	4/16/2012	<4.4	U		<2.4	U		35			<3.1	U		<4.8	U		<1.8	U		<1	U		1200			<5.5	U	
		VMP-32-30-072012	7/20/2012	<9.2	U		<5	U		16			<6.5	U		<10	U		<3.7	U		<2.1	U		500			<11	U	
VMP-42	10 ft	VMP-42-10-041812	4/18/2012	0.041			<0.0044	U		0.026		J	<0.0057	U		<0.0088	U		<0.033	J	U	<0.0019	U		0.0099			0.027		
		VMP-42-10-041812-Dup	4/18/2012	0.034			<0.0045	U		0.02		J	<0.0059	U		<0.009	U		<0.034	U		<0.0019	U		0.0064	J		0.026		
		VMP-42-10-071912	7/19/2012	0.053			<0.0049	U	UJ	0.038			<0.0064	U		<0.0099	U		<0.037	U		<0.0021	U		0.0052	J	J	0.03		
	20 ft	VMP-42-20-041812	4/18/2012	13			0.54	J		0.4	J		<3	U		<4.6	U		<17	U		<0.99	U		320			<5.3	U	
		VMP-42-20-071912	7/19/2012	0.028			<0.0048	U	UJ	0.038			<0.0063	U		<0.0097	U		<0.036	U		<0.0021	U		0.0073	J	J	0.016		
	30 ft	VMP-42-30-041912	4/19/2012	<8.9	U		<4.8	U		3.1			<6.3	U		<9.7	U		<3.6	U		<2.1	U		1400			<11	U	
		VMP-42-30-071912	7/19/2012	0.047		J	<0.0045	U	UJ	0.077		J	<0.0059	U		<0.009	U		<0.034	U		<0.0019	U		35	J	J	0.031		J
VMP-43	10 ft	VMP-43-10-041612	4/16/2012	0.073			<0.0051	U		0.56			<0.0066	U		<0.01	U		0.007	J		<0.0022	U		0.011			0.045		
		VMP-43-10-071912	7/19/2012	0.097			<0.0097	U		0.044			<0.012	U		<0.019	U		<0.073	U		<0.0041	U		0.11	J	J	0.028		
	20 ft	VMP-43-20-041612	4/16/2012	0.093			<0.049	U		0.091			<0.064	U		<0.099	U		<0.037	U		<0.021	U		15			0.019	J	
		VMP-43-20-071912	7/19/2012	0.1			<0.018	U		0.077			<0.023	U		<0.036	U		<0.13	U		<0.0076	U		0.36	J	J	0.024	J	
	30 ft	VMP-43-30-042312	4/23/2012	0.05	J		<0.18	U		0.84			<0.059	U		<0.09	U		<0.034	U		<0.019	U		0.13			0.02	J	
		VMP-43-30-071912	7/19/2012	0.064			<0.0049	U		0.063			<0.0064	U		<0.0099	U		0.00094	J	U	<0.0021	U		0.072	J	J	0.017		

SEE PAGES 50 THROUGH 56 OF TABLE FOR NOTES

TABLE 3
CUMULATIVE SUMMARY OF SOIL VAPOR ANALYTICAL DETECTIONS AND SCREENING RESULTS: VILLAGE - VOCS

Location	Depth	Sample ID	Sample Date	Carbon disulfide 780			Carbon tetrachloride 0.21			Chlorobenzene 69			Chlorodibromomethane 57000			Chloroethane			Chloroform 0.11			Chloromethane			Cyclohexane			1,2-Dibromoethane 0.011		
				Result	Lab	URS	Result	Lab	URS	Result	Lab	URS	Result	Lab	URS	Result	Lab	URS	Result	Lab	URS	Result	Lab	URS	Result	Lab	URS	Result	Lab	URS
VMP-23	5 ft	VMP-23-5-021511	2/15/2011	<0.0041	J	U	<0.0083	U		<0.0061	U		<0.011	U		<0.0035	U		0.0013	J		<0.011	U		0.0054			<0.01	U	
		VMP-23-5-042111	4/21/2011	<0.036	U		<0.072	U		<0.053	U		<0.098	U		<0.12	U		<0.056	U		<0.094	U		<0.039	U		<0.088	U	
		VMP-23-5-072711	7/27/2011	0.0032	J		<0.0083	U		<0.0061	U		<0.011	U		<0.014	U		<0.0064	U		<0.011	U		0.0068			<0.01	U	
		VMP-23-5-110211	11/2/2011	<0.012	J	U	<0.0059	U		<0.0043	U		<0.008	U		<0.0099	U		<0.0046	U		<0.0077	U		<0.0032	U		<0.0072	U	
		VMP-23-5-012512	1/25/2012	<0.0098	U		<0.005	U		<0.0036	U		<0.0067	U		<0.0083	U		0.0022	J		<0.0065	U		0.0022	J		<0.0061	U	
		VMP-23-5-040912	4/9/2012	0.0074	J		<0.006	U		<0.0044	U		<0.0081	U		<0.01	U		<0.0047	U		<0.02	U		0.0031	J		<0.0073	U	
		VMP-23-5-070912	7/9/2012	0.0042	J		<0.0054	U		0.002	J	U	<0.0073	U		<0.009	U		<0.0042	U		0.0044	J		0.0022	J		<0.0066	U	
	10 ft	VMP-23-10-021511	2/15/2011	<0.0042	U		<0.0086	U		<0.0063	J	U	<0.012	U		<0.0036	U		0.0015	J		<0.011	U		0.0044	J		<0.01	U	
		VMP-23-10-042111	4/21/2011	<0.043	U		<0.087	U		<0.064	U		<0.12	U		<0.14	U		<0.067	U		<0.11	U		0.94			<0.11	U	
		VMP-23-10-072711	7/27/2011	<0.016	U		<0.0079	U		<0.0058	U		<0.011	U		<0.013	U		<0.0062	U		<0.01	U		<0.0043	U		<0.0097	U	
		VMP-23-10-110211	11/2/2011	<0.011	J	U	<0.0058	U		<0.0042	U		<0.0078	U		<0.0096	U		<0.0045	U		<0.0076	U		<0.0031	U		<0.007	U	
		VMP-23-10-012512	1/25/2012	<0.0096	U		<0.0049	U		<0.0036	U		<0.0066	U		<0.0082	U		0.0067			<0.0064	U		0.2			<0.006	U	
		VMP-23-10-040912	4/9/2012	0.0049	J		<0.0061	U		<0.0045	U		<0.0083	U		<0.01	U		<0.0048	U		<0.02	U		<0.0034	U		<0.0075	U	
		VMP-23-10-040912-Dup	4/9/2012	0.0042	J		0.0021	J		<0.0045	U		<0.0083	U		<0.01	U		0.0034	J		0.014	J		0.0017	J		<0.0075	U	
		VMP-23-10-070912	7/9/2012	<0.0096	U		<0.0049	U		0.001	J	U	<0.0066	U		<0.0082	U		0.0012	J		0.0036	J		0.00069	J		<0.006	U	
	25 ft	VMP-23-25-021511	2/15/2011	<0.0039	U		<0.0079	U		<0.0058	U		<0.011	U		<0.0033	U		<0.0062	U		<0.01	U		0.0032	J		<0.0097	U	
		VMP-23-25-042111	4/21/2011	<0.04	U		<0.081	U		<0.059	U		<0.11	U		<0.14	U		<0.063	U		<0.11	U		1.2			<0.099	U	
		VMP-23-25-072711	7/27/2011	0.0077	J		<0.0091	U		<0.0066	U		<0.012	U		<0.015	U		<0.007	U		<0.012	U		0.0026	J		0.0026	J	
		VMP-23-25-110511	11/5/2011	<0.011	J	U	<0.0058	U		<0.0042	J	U	<0.0078	U		<0.0096	U		<0.0045	U		<0.0076	U		<0.0031	U		<0.007	U	
		VMP-23-25-012512	1/25/2012	<0.01	U		<0.0052	U		<0.0038	U		<0.007	U		<0.0086	U		0.0027	J		<0.0068	U		0.15			<0.0063	U	
		VMP-23-25-040912	4/9/2012	0.0076	J		<0.006	U		<0.0044	U		<0.0081	U		<0.01	U		0.0034	J		0.017	J		0.007			<0.0073	U	
		VMP-23-25-071012	7/10/2012	<0.015	U		<0.0077	U		0.0016	J	U	<0.01	U		<0.013	U		0.0055	J		0.015	J		0.0018	J		<0.0094	U	
	40 ft	VMP-23-40-071012	7/10/2012	<0.013	U		<0.0065	U		0.001	J	U	<0.0088	U		<0.011	U		<0.005	U		<0.021	U		0.0025	J		<0.0079	U	
VMP-24	5 ft	VMP-24-5-021611	2/16/2011	<0.0044	J	U	<0.0089	U		<0.0065	U		<0.012	U		<0.0037	U		<0.0069	U		<0.012	U		0.0032	J		<0.011	U	
		VMP-24-5-040811	4/8/2011	0.042	J		<0.095	U		<0.069	U		<0.13	U		<0.16	U		<0.073	U		<0.12	U		0.71			<0.12	U	
		VMP-24-5-072811	7/28/2011	0.037			<0.0089	U		<0.0065	U		<0.012	U		<0.015	U		<0.0069	U		0.0049	J		0.004	J		0.0024	J	
		VMP-24-5-110211	11/2/2011	<0.012	J	U	<0.0059	U		<0.0043	U		<0.008	U		<0.0099	U		<0.0046	U		<0.0077	U		<0.0032	U		<0.0072	U	
		VMP-24-5-110211-DUP	11/2/2011	<0.016	J	U	<0.0082	U		<0.006	U		<0.011	U		<0.014	U		<0.0063	U		<0.011	U		<0.0045	U		<0.01	U	
		VMP-24-5-012512	1/25/2012	<0.01	U		<0.0051	U		<0.0037	U		<0.0068	U		<0.0085	U		<0.0039	U		<0.0066	U		<0.0028	U		<0.0062	U	
		VMP-24-5-040912	4/9/2012	0.007	J		<0.006	U		<0.0044	U		<0.0081	U		<0.01	U		<0.0047	U		0.011	J		0.0016	J		<0.0073	U	
		VMP-24-5-071212	7/12/2012	<0.011	U		<0.0058	U		<0.0042	U		<0.0078	U		<0.0096	U		<0.0045	U		0.0016	J		0.0019	J		<0.007	U	
	10 ft	VMP-24-10-021711	2/17/2011	<0.0042	J	U	<0.0085	U		<0.0062	U		<0.011	U		<0.0035	U		<0.0066	U		<0.011	U		0.11			<0.01	U	
		VMP-24-10-041111	4/11/2011	0.0049	J		<0.016	U		<0.012	U		<0.021	U		<0.026	U		<0.012	U		<0.021	U		0.15			<0.019	U	
		VMP-24-10-072811	7/28/2011	0.0037	J		<0.0087	U		<0.0064	U		<0.012	U		<0.014	U		<0.0067	U		<0.011	U		0.0016	J		0.0015	J	
		VMP-24-10-110211	11/2/2011	<0.01	J	U	<0.0052	U		<0.0038	U		<0.007	U		<0.0086	U		<0.004	U		0.0016	J		<0.0028	U		<0.0063	U	
		VMP-24-10-012512	1/25/2012	<0.0096	U		<0.0049	U		<0.0036	U		<0.0066	U		<0.0082	U		<0.0038	U		<0.0064	U		<0.0027	U		<0.006	U	
		VMP-24-10-041012	4/10/2012	<0.011	U		<0.0058	U		<0.0042	U		<0.0078	U		<0.0096	U		<0.0045	U		<0.019	U		0.0022	J		<0.007	U	
		VMP-24-10-071212	7/12/2012	<0.013	U		<0.0067	U		<0.0049	U		<0.009	U		<0.011	U		<0.0052	U		0.0097	J		<0.0036	U		<0.0081	U	
	22 ft	VMP-24-22-021711	2/17/2011	<0.0042	J	U	<0.0085	U		<0.0062	U		<0.011	U		<0.0035	U		<0.0066	U		<0.011	U		0.067			<0.01	U	
		VMP-24-22-041111	4/11/2011	0.00074	J		<0.0079	U		<0.0058	U		<0.011	U		<0.013	U		<0.0062	U		0.0039	J		<0.0043	U		<0.0097	U	
		VMP-24-22-072811	7/28/2011	0.003	J		<0.0079	U		<0.0058	U		<0.011	U		<0.013	U		<0.0062	U		<0.01	U		<0.0043	U		0.0016	J	
		VMP-24-22-072811-Dup	7/28/2011	0.0028	J		<0.0091	U		<0.0066	U		<0.012	U		<0.015	U		<0.007	U		<0.012	U		<0.005	U		<0.011	U	
		VMP-24-22-110611	11/6/2011	<0.011	J	U	<0.0055	U		<0.004	J	U	<0.0074	U		<0.0092	U		<0.0043	J	U	<0.0072	U		0.0011	J		<0.0067	U	
		VMP-24-22-012512	1/25/2012	<0.01	U		<0.0052	U		<0.0038	U		<0.007	U		<0.0086	U		<0.004	U		<0.0068	U		<0.0028	U		<0.0063	U	
		VMP-24-22-041012	4/10/2012	0.002	J		<0.0056	U		<0.0041	U		<0.0076	U		<0.0094	U		<0.0044	U		0.011	J		0.0082			<0.0069	U	
		VMP-24-22-071212	7/12/2012	<0.014	U		<0.0068	U		<0.005	U		<0.0092	U		<0.011	U		<0.0053	U		0.0026	J		0.001	J		<0.0083	U	
	34 ft	VMP-24-34-021711	2/17/2011	<0.0042	J	U	<0.0085	U		<0.0062	U		<0.011	U		<0.0035	U		<0.0066	U		0.0036	J		0.0024	J		<0.01	U	
		VMP-24-34-041111	4/11/2011	<0.015	U		<0.0076	U		<0.0056	U		0.0027	J		<0.013	U		0.00071	J		<0.01	U		0.0018	J		<0.0093	U	
		VMP-24-34-072811	7/28/2011	0.0042	J		<0.0067	U		<0.0049	U		<0.0091	U		<0.011	U		<0.0052	U		<0.0088	U		0.00092	J		<0.0082	U	
		VMP-24-34-110611	11/6/2011	<0.0085	J	U	<0.0043	U		<0.0031	J	U	<0.0058	U		<0.0072	U		<0.0033	U		<0.0056	U		0.0009	J		<0.0052	U	
		VMP-24-34-012512	1/25/2012	<0.01	U		<0.0053	U		<0.0039	U		<0.0072	U		<0.0089	U		0.00092	J		<0.0069	U		<0.0029	U		<0.0064	U	
		VMP-24-34-041012	4/10/2012	0.0021	J		<0.0059	U		<0.0043	U		<0.008	U		<0.0099	U		<0.0046	U		0.01	J		0.0072			<0.0072	U	
		VMP-24-34-071212	7/12/2012	<0.011	U		<0.0056	U		<0.0041	U		<0.0076	U		<0.0094	U		<0.0044	U		<0.018	U		0.0022	J		<0.0069	U	
VMP-31	5 ft	VMP-31-5-042512	4/25/2012	0.0085	J		<0.006	U		<0.0044	J	U	<0.0081	U		<0.01	U		<0.0047	U		<0.02	U		<0.0033	U		<0.0073	U	
		VMP-31-5-072012	7/20/2012	0.045			<0.006	U		<0.0044	U		<0.0081	U		<0.01	U		<0.0047	U		0.0036	J		<0.0033	U		<0.0073	U	
	10 ft	VMP-31-10-042512	4/25/2012	<0.016	J	U	<0.008	U		<0.0059	J	U	<0.011	U		<0.013	U		<0.0062	U		<0.026	U		0.018			<0.0098	U	
		VMP-31-10-072612	7/26/2012	0.0033	J	U	<0.0061	U		0.0036	J	U	<0.0083	U		<0.01	U		0.0031	J		<0.02	U		<0.0034	U		<0.0075	U	
	30 ft	VMP-31-30-042512	4/25/2012	0.58	J		<3.1	U		<2.2	U		<4.2	U		<5.2	U		<2.4	U		<4	U		34			<3.8	U	
		VMP-31-30-042512-Dup	4/25/2012	0.61	J		<3.1	U		<2.2	U		<4.2	U		<5.2	U		<2.4	U		<4	U		38			<3.8	U	
		VMP-31-30-072012	7/20/2012	<1.2	U		<0.6	U		<0.44	U		<0.81	U		<1	U		<0.47	U		<2	U		0.4			<0.73	U	
VMP-32	5 ft	VMP-32-5-042512	4/25/2012	<0.012	J	U	<0.0059	U		<0.0043	J	U	<0.008	U		<0.0099	U		<0.0046	U		<0.019	U		0.00091	J		<0.0072	U	
		VMP-32-5-072012	7/20/2012	0.0036	J		<0.0053	U		0.0014	J		<0.0072	U		<0.0089	U		<0.0041	U		0.0022	J		0.0034			<0.0064	U	
	10 ft	VMP-32-10-041612	4/16/2012	<0.011	J	U	<0.0054	U		<0.0039	U		<0.0073	U		<0.009	U		<0.0042	U		0.0016	J		0.0024	J		<0.0066	U	
		VMP-32-10-072012	7/20/2012	<0.012	U		<0.0062	U		0.0019	J		<0.0083	U		<0.01	U		<0.0048	U		0.0013	J		0.0022	J		<0.0075	U	
	20 ft	VMP-32-20-041612	4/16/2012	0.34			<0.12	U		<0.09	U		<0.17	U		<0.21	U		<0.096	U		<0.4	U		0.21			<0.15	U	
		VMP-32-20-072012	7/20/2012	<0.012	U		<0.006	U		<0.0044	U		<0.0081	U		<0.01	U		<0.0047	U		0.0064	J		<0.0033	U		<0.0073	U	
	30 ft	VMP-32-30-041612	4/16/2012	<1.4	U		<2.9	U		<2.2	U		<4	U		<4.9	U		<2.3	U		<3.9	U		360			<3.6	U	
		VMP-32-30-072012	7/20/2012	<3	U		<6.1	U		<4.4	U		<8.2	U		<10	U		<4.7	U		<8	U		200			<7.4	U	
VMP-42	10 ft	VMP-42-10-041812	4/18/2012	<0.011	J	U	<0.0054	U		<0.0039	U		<0.0073	U		<0.009	U		0.0035	J		<0.018	U		0.047		J	<0.0066	U	
		VMP-42-10-041812-Dup	4/18/2012	<0.011	J	U	<0.0055	U		<0.004	U		<0.0074	U		<0.0092	U		<0.0043	U		<0.018	U		0.036		J	<0.0067	U	
		VMP-42-10-071912	7/19/2012	0.0063	J		<0.006	U		<0.0044	U		<0.0081	U		<0.01	U		0.0022	J		<0.02	U		0.0028	J		<0.0073	U	
	20 ft	VMP-42-20-041812	4/18/2012	8.6			<2.8	U		<2.1	U		<3.8	U		<4.7	U		<2.2	U		<9.2	U		3			<3.4	U	
		VMP-42-20-071912	7/19/2012	0.0068	J		<0.0059	U		<0.0043	U		<0.008	U		<0.0099	U		0.1			0.0046	J	U	0.013			<0.0072	U	
	30 ft	VMP-42-30-041912	4/19/2012	<2.9	U		<5.9	U		<4.3	U		<8	U		<9.9	U		<4.6	U		<7.7	U		22			<7.2	U	
		VMP-42-30-071912	7/19/2012	0.03		J	<0.0055	U		<0.004	U		<0.0074	U		<0.0092	U		<0.0043	U		<0.018	U		0.23		J	<0.0067	U	
VMP-43	10 ft	VMP-43-10-041612	4/16/2012	0.02			<0.0062	U		<0.0045	U		<0.0083	U		<0.01	U		<0.0048	U		0.0024	J		0.011			<0.0075	U	
		VMP-43-10-071912	7/19/2012	0.0059	J		<0.012	U		<0.0086	U		<0.016	U		<0.02	U		0.0018	J		<0.039	U		0.01			<0.014	U	
	20 ft	VMP-43-20-041612	4/16/2012	0.086			<0.06	U		<0.044	U		<0.081	U		<0.1	U		<0.047	U		<0.079	U		0.55			<0.073	U	
		VMP-43-20-071912	7/19/2012	0.018	J		<0.022	U		<0.016	U		<0.029	U		<0.036	U		0.0031	J		<0.071	U		0.0097	J		<0.026	U	
	30 ft	VMP-43-30-042312	4/23/2012	0.012	J		<0.055	U		<0.04	U		<0.074	U		<0.092	U		<0.043	U		<0.072	U		0.0054	J		<0.067	U	
		VMP-43-30-071912	7/19/2012	0.011	J		<0.006	U		<0.0044	U		<0.0081	U		<0.01	U		0.0017	J		0.014	J	U	0.0052			<0.0073	U	

TABLE 3
CUMULATIVE SUMMARY OF SOIL VAPOR ANALYTICAL DETECTIONS AND SCREENING RESULTS: VILLAGE - VOCS

Location	Depth	Sample ID	Sample Date	1,2-Dichlorobenzene 290			1,3-Dichlorobenzene			1,4-Dichlorobenzene 1200			Dichlorodifluoromethane			1,1-Dichloroethane 690			1,2-Dichloroethane 0.099			1,1-Dichloroethene 240			cis-1,2-Dichloroethene 1100000			trans-1,2-Dichloroethene 85		
				Result	Lab	URS	Result	Lab	URS	Result	Lab	URS	Result	Lab	URS	Result	Lab	URS	Result	Lab	URS	Result	Lab	URS	Result	Lab	URS	Result	Lab	URS
VMP-23	5 ft	VMP-23-5-021511	2/15/2011	<0.0079	U		<0.0079	U		<0.0079	J	U	0.0021	J		<0.0053	U		<0.0053	U		<0.0052	U		<0.0052	U		<0.0052	U	
		VMP-23-5-042111	4/21/2011	<0.069	U		<0.069	U		<0.069	U		<0.057	U		<0.046	U		<0.046	U		<0.045	U		<0.045	U		<0.045	U	
		VMP-23-5-072711	7/27/2011	<0.0079	U		<0.0079	U		<0.0079	U		0.0016	J		<0.0053	U		<0.0053	U		<0.0052	U		<0.0052	U		<0.0052	U	
		VMP-23-5-110211	11/2/2011	<0.0056	U		<0.0056	U		<0.0056	U		0.002	J		<0.0038	U		<0.0038	U		<0.0037	U		<0.0037	U		<0.0037	U	
		VMP-23-5-012512	1/25/2012	<0.0047	U		<0.0048	U		0.0012	J		0.0027	J		<0.0032	U		<0.0032	U		<0.0031	U		<0.0031	U		<0.0031	U	
		VMP-23-5-040912	4/9/2012	<0.0057	U		<0.0057	U		<0.0057	U		0.0033	J		<0.0039	U		<0.0039	U		<0.0038	U		<0.0038	U		<0.0038	U	
		VMP-23-5-070912	7/9/2012	<0.0051	U		<0.0051	U		<0.0051	U		0.0021	J		<0.0035	U		<0.0035	U		<0.0034	U		<0.0034	U		<0.0034	U	
	10 ft	VMP-23-10-021511	2/15/2011	0.0024	J		<0.0082	J	U	<0.0082	J	U	<0.0068	U		<0.0055	U		<0.0055	U		<0.0054	U		<0.0054	U		<0.0054	U	
		VMP-23-10-042111	4/21/2011	<0.083	U		<0.083	U		<0.083	U		<0.068	U		<0.056	U		<0.056	U		<0.055	U		<0.055	U		<0.055	U	
		VMP-23-10-072711	7/27/2011	<0.0076	U		<0.0076	U		<0.0076	U		<0.0062	U		<0.0051	U		<0.0051	U		<0.005	U		<0.005	U		<0.005	U	
		VMP-23-10-110211	11/2/2011	<0.0055	U		<0.0055	U		<0.0055	U		0.0019	J		<0.0037	U		<0.0037	U		<0.0036	U		<0.0036	U		<0.0036	U	
		VMP-23-10-012512	1/25/2012	<0.0046	U		<0.0046	U		<0.0046	U		0.0023	J		<0.0031	U		<0.0031	U		<0.0031	U		<0.0031	U		<0.0031	U	
		VMP-23-10-040912	4/9/2012	<0.0059	U		<0.0059	U		<0.0059	U		0.0035	J		<0.0039	U		<0.0039	U		<0.0039	U		<0.0039	U		<0.0039	U	
		VMP-23-10-040912-Dup	4/9/2012	<0.0059	U		<0.0059	U		<0.0059	U		0.0034	J		<0.004	U		0.0028	J		0.002	J		<0.0039	U		<0.0039	U	
		VMP-23-10-070912	7/9/2012	<0.0046	U		<0.0046	U		<0.0046	U		0.0022	J		<0.0031	U		<0.0031	U		<0.0031	U		<0.0031	U		<0.0031	U	
	25 ft	VMP-23-25-021511	2/15/2011	<0.0076	U		<0.0076	U		0.0012	J		<0.0062	U		<0.0051	U		<0.0051	U		<0.005	U		<0.005	U		<0.005	U	
		VMP-23-25-042111	4/21/2011	<0.078	U		<0.078	U		<0.078	U		<0.064	U		<0.052	U		<0.052	U		<0.051	U		<0.051	U		<0.051	U	
		VMP-23-25-072711	7/27/2011	0.003	J		0.0035	J		0.0043	J		<0.0071	U		<0.0058	U		<0.0058	U		<0.0057	U		<0.0057	U		<0.0057	U	
		VMP-23-25-110511	11/5/2011	<0.0055	U		<0.0055	U		<0.0055	U		0.0015	J		<0.0037	U		<0.0037	U		<0.0036	U		<0.0036	U		<0.0036	U	
		VMP-23-25-012512	1/25/2012	<0.0049	U		<0.0049	U		<0.0049	U		0.002	J		<0.0033	U		<0.0033	U		<0.0032	U		<0.0032	U		<0.0032	U	
		VMP-23-25-040912	4/9/2012	<0.0057	U		<0.0057	U		<0.0057	U		0.0032	J		<0.0039	U		<0.0039	U		<0.0038	U		<0.0038	U		<0.0038	U	
		VMP-23-25-071012	7/10/2012	<0.0073	U		<0.0073	U		<0.0073	U		0.0024	J		<0.0049	U		<0.0049	U		<0.0048	U		<0.0048	U		<0.0048	U	
	40 ft	VMP-23-40-071012	7/10/2012	<0.0062	U		<0.0062	U		<0.0062	U		0.0015	J		<0.0042	U		<0.0042	U		<0.0041	U		<0.0041	U		<0.0041	U	
VMP-24	5 ft	VMP-24-5-021611	2/16/2011	<0.0085	J	U	<0.0085	J	U	<0.0085	J	U	0.0017	J		<0.0057	U		<0.0057	U		<0.0056	U		<0.0056	U		<0.0056	U	
		VMP-24-5-040811	4/8/2011	<0.09	U		<0.09	U		<0.09	U		<0.074	U		<0.061	U		<0.061	U		<0.06	U		<0.06	U		<0.06	U	
		VMP-24-5-072811	7/28/2011	0.0021	J		0.0027	J		0.0036	J		0.002	J		<0.0057	U		<0.0057	U		<0.0056	U		<0.0056	U		<0.0056	U	
		VMP-24-5-110211	11/2/2011	<0.0056	U		<0.0056	U		<0.0056	U		0.0024	J		<0.0038	U		<0.0038	U		<0.0037	U		<0.0037	U		<0.0037	U	
		VMP-24-5-110211-DUP	11/2/2011	<0.0078	U		<0.0078	U		<0.0078	J	U	0.0023	J		<0.0053	U		<0.0053	U		<0.0052	U		<0.0052	U		<0.0052	U	
		VMP-24-5-012512	1/25/2012	<0.0048	U		<0.0048	U		<0.0048	U		0.0026	J		<0.0032	U		<0.0032	U		<0.0032	U		<0.0032	U		<0.0032	U	
		VMP-24-5-040912	4/9/2012	<0.0057	U		<0.0057	U		<0.0057	U		0.0032	J		<0.0039	U		<0.0039	U		<0.0038	U		<0.0038	U		<0.0038	U	
		VMP-24-5-071212	7/12/2012	<0.0055	U		<0.0055	U		<0.0055	U		0.0021	J		<0.0037	U		<0.0037	U		<0.0036	U		<0.0036	U		<0.0036	U	
	10 ft	VMP-24-10-021711	2/17/2011	<0.0081	U		<0.0081	U		<0.0081	U		0.0025	J		<0.0054	U		<0.0054	U		<0.0053	U		<0.0053	U		<0.0053	U	
		VMP-24-10-041111	4/11/2011	<0.015	U		<0.015	U		<0.015	U		0.0013	J		<0.01	U		<0.01	U		<0.01	U		<0.01	U		<0.01	U	
		VMP-24-10-072811	7/28/2011	0.0014	J		<0.0083	U		0.0023	J		0.0019	J		<0.0056	U		<0.0056	U		<0.0055	U		<0.0055	U		<0.0055	U	
		VMP-24-10-110211	11/2/2011	<0.0049	U		<0.0049	U		<0.0049	U		0.0022	J		<0.0033	U		<0.0033	U		<0.0032	U		<0.0032	U		<0.0032	U	
		VMP-24-10-012512	1/25/2012	<0.0046	U		<0.0046	U		<0.0046	U		0.0024	J		<0.0031	U		<0.0031	U		<0.0031	U		<0.0031	U		<0.0031	U	
		VMP-24-10-041012	4/10/2012	<0.0055	U		<0.0055	U		<0.0055	U		0.0036	J		<0.0037	U		<0.0037	U		<0.0036	U		<0.0036	U		<0.0036	U	
		VMP-24-10-071212	7/12/2012	<0.0064	U		<0.0064	U		<0.0064	U		0.0023	J		<0.0043	U		<0.0043	U		<0.0042	U		<0.0042	U		<0.0042	U	
	22 ft	VMP-24-22-021711	2/17/2011	<0.0081	U		<0.0081	U		<0.0081	U		0.0026	J		<0.0054	U		<0.0054	U		<0.0053	U		<0.0053	U		<0.0053	U	
		VMP-24-22-041111	4/11/2011	<0.0076	U		<0.0076	U		<0.0076	U		0.0032	J		<0.0051	U		<0.0051	U		<0.005	U		<0.005	U		<0.005	U	
		VMP-24-22-072811	7/28/2011	0.001	J		<0.0076	U		0.0016	J		0.0024	J		<0.0051	U		<0.0051	U		<0.005	U		<0.005	U		<0.005	U	
		VMP-24-22-072811-Dup	7/28/2011	0.001	J		<0.0087	U		0.002	J		0.0019	J		<0.0058	U		<0.0058	U		<0.0057	U		<0.0057	U		<0.0057	U	
		VMP-24-22-110611	11/6/2011	<0.0053	U		<0.0053	U		<0.0053	U		0.0029	J		<0.0035	U		<0.0035	U		<0.0035	U		<0.0035	U		<0.0035	U	
		VMP-24-22-012512	1/25/2012	<0.0049	U		<0.0049	U		<0.0049	U		0.0026	J		<0.0033	U		<0.0033	U		<0.0032	U		<0.0032	U		<0.0032	U	
		VMP-24-22-041012	4/10/2012	<0.0054	U		<0.0054	U		<0.0054	U		0.0031	J		<0.0036	U		<0.0036	U		<0.0035	U		<0.0035	U		<0.0035	U	
		VMP-24-22-071212	7/12/2012	<0.0065	U		<0.0065	U		<0.0065	U		<0.0054	U		<0.0044	U		<0.0044	U		<0.0043	U		<0.0043	U		<0.0043	U	
	34 ft	VMP-24-34-021711	2/17/2011	<0.0081	U		<0.0081	U		<0.0081	U		0.0022	J		<0.0054	U		<0.0054	U		<0.0053	U		<0.0053	U		<0.0053	U	
		VMP-24-34-041111	4/11/2011	<0.0073	U		<0.0073	U		<0.0073	U		0.0021	J		<0.0049	U		<0.0049	U		<0.0048	U		<0.0048	U		<0.0048	U	
		VMP-24-34-072811	7/28/2011	<0.0064	U		<0.0064	U		0.0015	J		0.0016	J		<0.0043	U		<0.0043	U		<0.0042	U		<0.0042	U		<0.0042	U	
		VMP-24-34-110611	11/6/2011	<0.0041	U		<0.0041	U		<0.0041	U		0.0028	J		<0.0028	U		<0.0028	U		<0.0027	U		<0.0027	U		<0.0027	U	
		VMP-24-34-012512	1/25/2012	<0.005	U		0.0011	J		0.0013	J		0.0031	J		<0.0034	U		<0.0034	U		<0.0033	U		<0.0033	U		<0.0033	U	
		VMP-24-34-041012	4/10/2012	<0.0056	U		<0.0056	U		<0.0056	U		0.0033	J		<0.0038	U		<0.0038	U		<0.0037	U		<0.0037	U		<0.0037	U	
		VMP-24-34-071212	7/12/2012	<0.0054	U		<0.0054	U		<0.0054	U		0.0018	J		<0.0036	U		<0.0036	U		<0.0035	U		<0.0035	U		<0.0035	U	
VMP-31	5 ft	VMP-31-5-042512	4/25/2012	<0.0057	U		<0.0057	U		<0.0057	J	U	0.0027	J		<0.0039	U		<0.0039	U		<0.0038	U		<0.0038	U		<0.0038	U	
		VMP-31-5-072012	7/20/2012	<0.0057	U		<0.0057	U		<0.0057	U		0.0026	J		<0.0039	U		<0.0039	U		<0.0038	U		<0.0038	U		<0.0038	U	
	10 ft	VMP-31-10-042512	4/25/2012	<0.0077	U		<0.0077	U		<0.0077	J	U	0.0025	J		<0.0052	U		<0.0052	U		<0.005	U		<0.005	U		<0.005	U	
		VMP-31-10-072612	7/26/2012	<0.0059	U		0.0015	J	U	0.0016	J	U	0.0035	J		<0.0039	U		<0.0039	U		<0.0039	U		<0.0039	U		<0.0039	U	
	30 ft	VMP-31-30-042512	4/25/2012	<2.9	U		<2.9	U		<2.9	U		<2.4	U		<2	U		<2	U		<1.9	U		<1.9	U		<1.9	U	
		VMP-31-30-042512-Dup	4/25/2012	<2.9	U		<2.9	U		<2.9	U		<2.4	U		<2	U		<2	U		<1.9	U		<1.9	U		<1.9	U	
		VMP-31-30-072012	7/20/2012	<0.57	U		<0.57	U		<0.57	U		<0.47	U		<0.39	U		<0.39	U		<0.38	U		<0.38	U		<0.38	U	
VMP-32	5 ft	VMP-32-5-042512	4/25/2012	0.0012	J		<0.0056	J	U	<0.0056	J	U	0.003	J		<0.0038	U		<0.0038	J	U	<0.0037	U		<0.0037	U		<0.0037	U	
		VMP-32-5-072012	7/20/2012	<0.005	U		<0.005	U		<0.005	U		0.0025	J		<0.0034	U		<0.0034	U		<0.0033	U		<0.0033	U		<0.0033	U	
	10 ft	VMP-32-10-041612	4/16/2012	<0.0051	U		<0.0051	U		<0.0051	J	U	0.0027	J		<0.0035	U		<0.0035	J	U	<0.0034	U		<0.0034	U		<0.0034	U	
		VMP-32-10-072012	7/20/2012	<0.0059	U		<0.0059	U		<0.0059	U		0.0022	J		<0.004	U		<0.004	U		<0.0039	U		<0.0039	U		<0.0039	U	
	20 ft	VMP-32-20-041612	4/16/2012	0.041	J		0.05	J		0.058	J		<0.097	U		<0.079	U		<0.079	U		<0.078	U		<0.078	U		<0.078	U	
		VMP-32-20-072012	7/20/2012	<0.0057	U		<0.0057	U		<0.0057	U		0.0027	J		<0.0039	U		<0.0039	U		<0.0038	U		<0.0038	U		<0.0038	U	
	30 ft	VMP-32-30-041612	4/16/2012	<2.8	U		<2.8	U		<2.8	U		<2.3	U		<1.9	U		<1.9	U		<1.8	U		<1.8	U		<1.8	U	
		VMP-32-30-072012	7/20/2012	<5.8	U		<5.8	U		<5.8	U		<4.8	U		<3.9	U		<3.9	U		<3.8	U		<3.8	U		<3.8	U	
VMP-42	10 ft	VMP-42-10-041812	4/18/2012	<0.0051	U		<0.0051	U		<0.0051	J	U	0.0028	J		<0.0035	U		<0.0035	J	U	<0.0034	U		<0.0034	U		<0.0034	U	
		VMP-42-10-041812-Dup	4/18/2012	<0.0053	U		<0.0053	U		<0.0053	J	U	0.0027	J		<0.0035	U		<0.0035	J	U	<0.0035	U		<0.0035	U		<0.0035	U	
		VMP-42-10-071912	7/19/2012	<0.0057	U		<0.0057	U		<0.0057	U		0.0028	J		<0.0039	U		<0.0039	U		<0.0038	U		<0.0038	U		<0.0038	U	
	20 ft	VMP-42-20-041812	4/18/2012	<2.7	U		0.92	J		0.98	J		<2.2	U		<1.8	U		<1.8	U		<1.8	U		<1.8	U		<1.8	U	
		VMP-42-20-071912	7/19/2012	<0.0056	U		<0.0056	U		0.0011	J	U	0.0025	J		<0.0038	U		<0.0038	U		<0.0037	U		<0.0037	U		<0.0037	U	
	30 ft	VMP-42-30-041912	4/19/2012	<5.6	U		<5.6	U		<5.6	U		<4.6	U		<3.8	U		<3.8	U		<3.7	U		<3.7	U		<3.7	U	
		VMP-42-30-071912	7/19/2012	<0.0053	U		<0.0053	U		<0.0053	U		0.0029	J	J	<0.0035	U		<0.0035	U		<0.0035	U		<0.0035	U		<0.0035	U	
VMP-43	10 ft	VMP-43-10-041612	4/16/2012	<0.0059	U		<0.0059	U		<0.0059	J	U	0.0025	J		<0.004	U		<0.004	J	U	<0.0039	U		<0.0039	U		<0.0039	U	
		VMP-43-10-071912	7/19/2012	<0.011	U		<0.011	U		<0.011	U		0.0021	J		<0.0076	U		<0.0076	U		<0.0074	U		<0.0074	U		<0.0074	U	
	20 ft	VMP-43-20-041612	4/16/2012	<0.057	U		<0.057	U		<0.057	U		<0.047	U		<0.039	U		<0.039	U		<0.038	U		<0.038	U		<0.038	U	
		VMP-43-20-071912	7/19/2012	<0.021	U		<0.021	U		<0.021	U		0.0046	J		<0.014	U		<0.014	U		<0.014	U		<0.014	U		<0.014	U	
	30 ft	VMP-43-30-042312	4/23/2012	<0.053	U		<0.053	U		<0.053	U		<0.043	U		<0.035	U		<0.035	U		<0.035	U		<0.035	U		<0.035	U	
		VMP-43-30-071912	7/19/2012	<0.0057	U		<0.0057	U		0.0011	J		0.003	J		<0.0039	U		<0.0039	U		<0.0038	U		<0.0038	U		<0.0038	U	

SEE PAGES 50 THROUGH 56 OF TABLE FOR NOTES

TABLE 3
CUMULATIVE SUMMARY OF SOIL VAPOR ANALYTICAL DETECTIONS AND SCREENING RESULTS: VILLAGE - VOCS

Location	Depth	Sample ID	Sample Date	Dichloromethane (Methylene			1,2-Dichloropropane			cis-1,3-Dichloropropene			trans-1,3-Dichloropropene			1,4-Dioxane			Ethanol			Ethylbenzene			4-Ethyltoluene			Freon 113		
				5.6			0.062			0.9			0.9			0.22						1400								
				Result	Lab	URS	Result	Lab	URS	Result	Lab	URS	Result	Lab	URS	Result	Lab	URS	Result	Lab	URS	Result	Lab	URS	Result	Lab	URS	Result	Lab	URS
VMP-23	5 ft	VMP-23-5-021511	2/15/2011	<0.0046	U		<0.0061	U		<0.006	U		<0.006	U		<0.019	U		0.014			0.003	J		<0.0065	U		<0.01	U	
		VMP-23-5-042111	4/21/2011	<0.04	U		<0.053	U		<0.052	U		<0.052	U		<0.16	U		<0.086	U		<0.05	U		<0.056	U		<0.088	U	
		VMP-23-5-072711	7/27/2011	0.0063			<0.0061	U		<0.006	U		<0.006	U		0.0088	J		0.058			0.0024	J		<0.0065	U		<0.01	U	
		VMP-23-5-110211	11/2/2011	<0.0032	J	U	<0.0043	U		<0.0042	U		<0.0042	U		<0.013	U		0.025			<0.004	U		<0.0046	U		<0.0072	U	
		VMP-23-5-012512	1/25/2012	0.0015	J		<0.0036	U		<0.0036	U		<0.0036	U		<0.011	U		0.013			<0.0034	U		0.0016	J		<0.006	U	
		VMP-23-5-040912	4/9/2012	0.0096	J		<0.0044	U		<0.0043	U		<0.0043	U		<0.014	U		0.01			0.0051			<0.0047	U		<0.0073	U	
		VMP-23-5-070912	7/9/2012	0.0048	J		<0.004	U		<0.0039	U		<0.0039	U		<0.012	U		<0.0064	U		<0.0037	U		0.0023	J		<0.0066	U	
	10 ft	VMP-23-10-021511	2/15/2011	<0.0047	U		<0.0063	U		<0.0062	U		<0.0062	U		0.0028	J		<0.01	U		0.0058	J		0.0024	J		<0.01	U	
		VMP-23-10-042111	4/21/2011	<0.048	U		<0.064	U		<0.063	U		<0.063	U		<0.2	U		<0.1	U		0.16			0.022	J		<0.1	U	
		VMP-23-10-072711	7/27/2011	<0.0044	U		<0.0058	U		<0.0057	U		<0.0057	U		<0.018	U		<0.0095	U		<0.0055	U		<0.0062	U		<0.0096	U	
		VMP-23-10-110211	11/2/2011	<0.0032	U		<0.0042	U		<0.0042	U		<0.0042	U		<0.013	U		0.03			0.0013	J		<0.0045	J	U	<0.007	U	
		VMP-23-10-012512	1/25/2012	0.0037			<0.0036	U		<0.0035	U		<0.0035	U		<0.011	U		0.016			0.0038			<0.0038	U		<0.0059	U	
		VMP-23-10-040912	4/9/2012	0.013	J		<0.0045	U		<0.0044	U		<0.0044	U		<0.014	U		0.018			0.0019	J		0.0012	J		<0.0075	U	
		VMP-23-10-040912-Dup	4/9/2012	0.027	J		<0.0045	U		<0.0044	U		<0.0044	U		<0.014	U		0.013			0.002	J		0.001	J		0.0042	J	
		VMP-23-10-070912	7/9/2012	0.0071	J		<0.0036	U		<0.0035	U		<0.0035	U		<0.011	U		0.0068			<0.0034	U		0.0013	J	U	<0.0059	U	
	25 ft	VMP-23-25-021511	2/15/2011	<0.0044	U		<0.0058	U		<0.0057	U		<0.0057	U		<0.018	U		<0.0095	U		<0.0055	U		<0.0062	U		<0.0096	U	
		VMP-23-25-042111	4/21/2011	<0.045	U		<0.06	U		<0.058	U		<0.058	U		<0.18	U		<0.097	U		<0.056	U		<0.063	U		<0.099	U	
		VMP-23-25-072711	7/27/2011	<0.005	U		<0.0067	U		<0.0066	U		<0.0066	U		0.0057	J		0.036			0.0027	J		0.003	J		<0.011	U	
		VMP-23-25-110511	11/5/2011	0.0052			<0.0042	U		<0.0042	U		<0.0042	U		<0.013	U		0.016			0.00075	J		0.00094	J		<0.007	U	
		VMP-23-25-012512	1/25/2012	0.0015	J		<0.0038	U		<0.0037	U		<0.0037	U		<0.012	U		0.01			0.0032	J		<0.004	U		<0.0063	U	
		VMP-23-25-040912	4/9/2012	0.018	J		<0.0044	U		<0.0043	U		<0.0043	U		<0.014	U		0.18			0.0081			0.0016	J		0.002	J	
		VMP-23-25-071012	7/10/2012	0.0017	J		<0.0056	U		<0.0055	U		<0.0055	U		<0.018	U		<0.0092	U		<0.0053	U		0.0018	J	U	<0.0094	U	
	40 ft	VMP-23-40-071012	7/10/2012	0.0014	J		<0.0048	U		<0.0047	U		<0.0047	U		<0.015	U		<0.0078	U		<0.0045	U		0.00087	J	U	<0.0079	U	
VMP-24	5 ft	VMP-24-5-021611	2/16/2011	0.0018	J		<0.0065	U		<0.0064	U		<0.0064	U		<0.02	U	J	0.0093	J	J	<0.0061	U		<0.0069	U		<0.011	U	
		VMP-24-5-040811	4/8/2011	0.011	J		<0.07	U		<0.068	U		<0.068	U		<0.22	U		<0.11	U		<0.065	U		<0.074	U		<0.12	U	
		VMP-24-5-072811	7/28/2011	<0.0049	U		<0.0065	U		<0.0064	U		<0.0064	U		<0.02	U		0.04			0.0035	J		0.0043	J		<0.011	U	
		VMP-24-5-110211	11/2/2011	<0.0032	J	U	<0.0043	U		<0.0042	U		<0.0042	U		<0.013	U		0.016			0.0013	J		<0.0046	J	U	<0.0072	U	
		VMP-24-5-110211-DUP	11/2/2011	0.0034	J		<0.006	U		<0.0059	U		<0.0059	U		<0.019	U		0.017			0.0015	J		0.0068			<0.01	U	
		VMP-24-5-012512	1/25/2012	0.0011	J		<0.0037	U		<0.0036	U		<0.0036	U		<0.012	U		0.007			0.0023	J		<0.004	U		<0.0062	U	
		VMP-24-5-040912	4/9/2012	<0.033	U		<0.0044	U		<0.0043	U		<0.0043	U		<0.014	U		0.087			0.0059			0.0037	J		<0.0073	U	
		VMP-24-5-071212	7/12/2012	0.0018	J		<0.0042	U		<0.0042	U		<0.0042	U		<0.013	U		<0.0069	U		0.0022	J		0.0042	J		<0.007	U	
	10 ft	VMP-24-10-021711	2/17/2011	<0.0047	U		<0.0062	U		<0.0061	U		<0.0061	U		<0.019	U		0.024	J	J	0.0028	J		<0.0066	U		<0.01	U	
		VMP-24-10-041111	4/11/2011	0.0022	J		<0.012	U		<0.011	U		<0.011	U		<0.036	U		0.0097	J		<0.011	U		<0.012	U		<0.019	U	
		VMP-24-10-072811	7/28/2011	0.0062			<0.0064	U		<0.0063	U		0.002	J		<0.02	U		0.059			0.0026	J		0.0032	J		<0.01	U	
		VMP-24-10-110211	11/2/2011	<0.0028	J	U	<0.0038	U		<0.0037	U		<0.0037	U		<0.012	U		0.0081			<0.0036	U		<0.004	J	U	<0.0063	U	
		VMP-24-10-012512	1/25/2012	0.006			<0.0036	U		<0.0035	U		<0.0035	U		<0.011	U		0.0088			0.0033	J		<0.0038	U		<0.0059	U	
		VMP-24-10-041012	4/10/2012	<0.032	U		<0.0042	U		<0.0042	U		<0.0042	U		<0.013	U		0.027			0.0012	J		<0.0045	U		<0.007	U	
		VMP-24-10-071212	7/12/2012	<0.037	U		<0.0049	U		<0.0048	U		<0.0048	U		<0.015	U		0.042			0.003	J		0.0013	J	U	<0.0081	U	
	22 ft	VMP-24-22-021711	2/17/2011	<0.0047	U		<0.0062	U		<0.0061	U		<0.0061	U		<0.019	U		0.024	J	J	0.0059			0.0026	J		<0.01	U	
		VMP-24-22-041111	4/11/2011	0.0023	J		<0.0058	U		<0.0057	U		<0.0057	U		<0.018	U		<0.0095	J	U	<0.0055	U		<0.0062	U		<0.0096	U	
		VMP-24-22-072811	7/28/2011	<0.0044	U		<0.0058	U		<0.0057	U		<0.0057	U		<0.018	U		0.034			0.0013	J		0.0019	J		<0.0096	U	
		VMP-24-22-072811-Dup	7/28/2011	<0.005	U		<0.0067	U		<0.0066	U		<0.0066	U		<0.021	U		0.028			0.0015	J		<0.0071	U		<0.011	U	
		VMP-24-22-110611	11/6/2011	0.0082			<0.004	U		<0.004	U		<0.004	U		<0.013	U		0.031			0.001	J		0.00058	J		<0.0067	U	
		VMP-24-22-012512	1/25/2012	0.001	J		<0.0038	U		<0.0037	U		<0.0037	U		<0.012	U		0.023			<0.0036	U		<0.004	U		<0.0063	U	
		VMP-24-22-041012	4/10/2012	0.009	J		<0.0041	U		<0.0041	U		<0.0041	U		<0.013	U		0.03			0.0018	J		<0.0044	U		<0.0068	U	
		VMP-24-22-071212	7/12/2012	<0.038	U		<0.005	U		<0.0049	U		<0.0049	U		0.015	J		0.033			0.0019	J		0.001	J	U	<0.0083	U	
	34 ft	VMP-24-34-021711	2/17/2011	<0.0047	U		<0.0062	U		<0.0061	U		<0.0061	U		<0.019	U		0.032	J	J	<0.0058	U		<0.0066	U		<0.01	U	
		VMP-24-34-041111	4/11/2011	0.004	J		<0.0056	U		<0.0055	U		<0.0055	U		<0.017	U		0.011			<0.0052	U		<0.0059	U		<0.0093	U	
		VMP-24-34-072811	7/28/2011	0.0018	J		<0.0049	U		<0.0048	U		<0.0048	U		<0.015	U		0.034			0.0017	J		0.002	J		<0.0082	U	
		VMP-24-34-110611	11/6/2011	0.0023	J		<0.0031	U		<0.0031	U		<0.0031	U		<0.0098	U		0.038			0.0011	J		0.0013	J		<0.0052	U	
		VMP-24-34-012512	1/25/2012	0.0013	J		<0.0039	U		<0.0038	U		<0.0038	U		<0.012	U		0.016			<0.0036	U		<0.0041	U		<0.0064	U	
		VMP-24-34-041012	4/10/2012	<0.032	U		<0.0043	U		<0.0042	U		<0.0042	U		<0.013	U		0.048			0.004	J		<0.0046	U		<0.0072	U	
		VMP-24-34-071212	7/12/2012	<0.031	U		<0.0041	U		<0.0041	U		<0.0041	U		<0.013	U		0.06			0.0027	J		0.001	J	U	<0.0068	U	
VMP-31	5 ft	VMP-31-5-042512	4/25/2012	<0.033	J	U	<0.0044	U		<0.0043	U		<0.0043	J	U	<0.014	U		0.083			0.0043			0.0022	J		<0.0073	U	
		VMP-31-5-072012	7/20/2012	0.0021	J		<0.0044	U		<0.0043	U		<0.0043	U		<0.014	U		0.033			<0.0041	U		<0.0047	U		<0.0073	U	
	10 ft	VMP-31-10-042512	4/25/2012	<0.044	J	U	<0.0059	U		<0.0058	U		<0.0058	U		<0.018	U		0.083			0.0035	J		0.002	J		<0.0098	U	
		VMP-31-10-072612	7/26/2012	0.0017	J	U	<0.0045	U		<0.0044	U		<0.0044	U		<0.014	U		0.012			0.004	J		0.0022	J		<0.0075	U	
	30 ft	VMP-31-30-042512	4/25/2012	<1.7	U		<2.3	U		<2.2	U		<2.2	U		<7.1	U		<3.7	U		3			0.54	J		<3.8	U	
		VMP-31-30-042512-Dup	4/25/2012	<1.7	U		<2.3	U		<2.2	U		<2.2	U		<7.1	U		<3.7	U		3.2			0.6	J		<3.8	U	
		VMP-31-30-072012	7/20/2012	<3.3	U		<0.44	U		<0.43	U		<0.43	U		<1.4	U		<0.72	U		<0.41	U		<0.47	U		<0.73	U	
VMP-32	5 ft	VMP-32-5-042512	4/25/2012	<0.032	J	U	<0.0043	U		<0.0042	U		<0.0042	J	U	<0.013	U		0.08			0.0034	J		0.0023	J		<0.0072	U	
		VMP-32-5-072012	7/20/2012	0.0012	J		<0.0039	U		<0.0038	U		<0.0038	U		<0.012	U		<0.0063	U		<0.0036	U		0.0011	J		<0.0064	U	
	10 ft	VMP-32-10-041612	4/16/2012	<0.03	J	U	<0.004	U		<0.0039	U		<0.0039	U		<0.012	U		0.017		J	0.0017	J		0.00093	J		<0.0066	U	
		VMP-32-10-072012	7/20/2012	0.0014	J		<0.0045	U		<0.0044	U		<0.0044	U		0.0079	J		0.012			<0.0042	U		<0.0048	U		<0.0075	U	
	20 ft	VMP-32-20-041612	4/16/2012	0.073	J		<0.09	U		<0.089	U		<0.089	U		<0.28	U		0.18		J	0.04	J		<0.096	U		<0.15	U	
		VMP-32-20-072012	7/20/2012	0.0014	J		<0.0044	U		<0.0043	U		<0.0043	U		<0.014	U		<0.0072	U		<0.0041	U		0.00052	J		<0.0073	U	
	30 ft	VMP-32-30-041612	4/16/2012	<1.6	U		<2.2	U		<2.1	U		<2.1	U		<6.7	U		<3.5	U		8.6			1.3	J		<3.6	U	
		VMP-32-30-072012	7/20/2012	<3.4	U		<4.4	U		<4.4	U		<4.4	U		<14	U		<7.3	U		<4.2	U		<4.7	U		<7.4	U	
VMP-42	10 ft	VMP-42-10-041812	4/18/2012	0.0012	J		<0.004	U		<0.0039	U		<0.0039	U		<0.012	U		0.022		J	0.0046			0.0011	J		<0.0066	U	
		VMP-42-10-041812-Dup	4/18/2012	<0.03	J	U	<0.004	U		<0.004	U		<0.004	U		<0.013	U		0.048		J	0.0046			<0.0043	U		<0.0067	U	
		VMP-42-10-071912	7/19/2012	0.003	J		<0.0044	U		<0.0043	U		<0.0043	U		<0.014	U		0.061			0.0043			0.0027	J		<0.0073	U	
	20 ft	VMP-42-20-041812	4/18/2012	1.6	J		<2.1	U		<2	U		<2	U		<6.4	U		4.4		J	0.77	J		<2.2	U		<3.4	U	
		VMP-42-20-071912	7/19/2012	0.0029	J		<0.0043	U		<0.0042	U		0.00091	J	U	<0.013	U		0.053			0.0087			0.0042	J		<0.0072	U	
	30 ft	VMP-42-30-041912	4/19/2012	<3.2	U		<4.3	U		<4.2	U		<4.2	U		<13	U		<7	U		<4	U		<4.6	U		<7.2	U	
		VMP-42-30-071912	7/19/2012	<0.03	U		<0.004	U		<0.004	U		<0.004	U		<0.013	U		0.074		J	0.0073		J	0.0099		J	<0.0067	U	
VMP-43	10 ft	VMP-43-10-041612	4/16/2012	<0.034	J	U	<0.0045	U		<0.0044	U		<0.0044	J	U	<0.014	U		0.05		J	0.0036	J		0.0022	J		<0.0075	U	
		VMP-43-10-071912	7/19/2012	0.0021	J	U	<0.0086	U		<0.0085	U		<0.0085	U		<0.027	U		0.064			0.009			0.0042	J		<0.014	U	
	20 ft	VMP-43-20-041612	4/16/2012	<0.033	U		<0.044	U		<0.043	U		<0.043	U		<0.14	U		<0.072	U		0.014	J		0.017	J		<0.073	U	
		VMP-43-20-071912	7/19/2012	0.003	J		<0.016	U		<0.016	U		<0.016	U		<0.05	U		0.13			0.0065	J		<0.017	U		<0.026	U	
	30 ft	VMP-43-30-042312	4/23/2012	<0.03	U		<0.04	U		<0.04	U		<0.04	U		<0.13	U		0.14			<0.038	U		<0.043	U		<0.067	U	
		VMP-43-30-071912	7/19/2012	0.0022	J		<0.0044	U		<0.0043	U		<0.0043	U		<0.014	U		0.087			0.0075			0.0052			<0.0073	U	

TABLE 3
CUMULATIVE SUMMARY OF SOIL VAPOR ANALYTICAL DETECTIONS AND SCREENING RESULTS: VILLAGE - VOCS

Location	Depth	Sample ID	Sample Date	Freon 114			Heptane			Hexachlorobutadiene			Hexane			2-Hexanone (Methyl N-Butyl			Isopentane			Isopropylbenzene (Cumene) 600			4-Methyl-2-pentanone (Methyl			Methyl tert-Butyl Ether (MTBE) 3400		
				Result	Lab	URS	Result	Lab	URS	Result	Lab	URS	Result	Lab	URS	Result	Lab	URS	Result	Lab	URS	Result	Lab	URS	Result	Lab	URS	Result	Lab	URS
VMP-23	5 ft	VMP-23-5-021511	2/15/2011	<0.0092	U		0.0049	J		<0.056	U		0.0087			<0.022	U					<0.0065	U		<0.0054	U		<0.0048	U	
		VMP-23-5-042111	4/21/2011	<0.08	U		<0.047	U		<0.49	U		0.013	J		<0.47	U		0.044	J		<0.056	U		<0.47	U		<0.041	U	
		VMP-23-5-072711	7/27/2011	<0.0092	U		0.0083			<0.056	U		0.011			0.006	J		0.14			0.037			0.25			<0.0048	U	
		VMP-23-5-110211	11/2/2011	<0.0065	U		<0.0038	U		<0.04	U		0.0012	J		0.001	J		<0.011	U		0.005			0.034			<0.0034	U	
		VMP-23-5-012512	1/25/2012	<0.0055	U		0.0019	J		<0.034	U		0.0024	J		<0.013	U		0.0045	J		0.0033	J		0.017			<0.0028	U	
		VMP-23-5-040912	4/9/2012	<0.0067	U		0.0033	J		<0.041	U		0.011			<0.016	U		0.0021	J		0.012			0.041			<0.0034	U	
		VMP-23-5-070912	7/9/2012	<0.006	U		0.0023	J		<0.036	U		0.0048			<0.014	U		0.023			<0.0042	U		0.0015	J	U	<0.0031	U	
	10 ft	VMP-23-10-021511	2/15/2011	<0.0095	U		0.0088			<0.058	J	U	0.013			<0.022	U					<0.0067	U		<0.0056	U		<0.0049	U	
		VMP-23-10-042111	4/21/2011	<0.096	U		1.5			<0.59	U		3.4			<0.56	U		3.5			<0.068	U		<0.56	U		<0.05	U	
		VMP-23-10-072711	7/27/2011	<0.0088	U		<0.0052	U		<0.054	U		<0.0044	U		<0.021	U		<0.015	U		<0.0062	U		<0.0052	U		<0.0045	U	
		VMP-23-10-110211	11/2/2011	<0.0064	U		<0.0037	U		<0.039	U		0.0014	J		0.0016	J		<0.011	U		0.0074			0.064			<0.0033	U	
		VMP-23-10-012512	1/25/2012	<0.0054	U		0.2			<0.033	U		0.44			<0.013	U		0.17			0.0024	J		0.01			<0.0028	U	
		VMP-23-10-040912	4/9/2012	<0.0068	U		<0.004	U		<0.042	U		0.0056			<0.016	U		0.0023	J	J	0.015			0.024			<0.0035	U	
		VMP-23-10-040912-Dup	4/9/2012	<0.0068	U		0.0019	J		<0.042	U		0.0079			<0.016	U		0.045		J	0.015			0.024			<0.0035	U	
		VMP-23-10-070912	7/9/2012	<0.0054	U		<0.0032	U		<0.033	U		<0.0027	U		<0.013	U		0.0043	J		0.00054	J	U	<0.0032	U		<0.0028	U	
	25 ft	VMP-23-25-021511	2/15/2011	<0.0088	U		0.0021	J		<0.054	U		0.0035	J		<0.021	U					<0.0062	U		<0.0052	U		<0.0045	U	
		VMP-23-25-042111	4/21/2011	<0.09	U		0.68			<0.55	U		4.2			<0.53	U		15			<0.063	U		<0.53	U		<0.046	U	
		VMP-23-25-072711	7/27/2011	<0.01	U		0.0034	J		0.0054	J		0.0031	J		<0.024	U		<0.017	U		0.024			0.12			<0.0052	U	
		VMP-23-25-110511	11/5/2011	<0.0064	U		0.0015	J		<0.039	U		<0.0032	J	U	0.0008	J		0.0052	J		0.0024	J		0.018			<0.0033	U	
		VMP-23-25-012512	1/25/2012	<0.0057	U		0.16			<0.035	U		0.3			<0.013	U		0.06			0.0017	J		0.048			<0.003	U	
		VMP-23-25-040912	4/9/2012	<0.0067	U		0.0044			<0.041	U		0.023			<0.016	U		5.2	E	J	0.024			0.073			<0.0034	U	
		VMP-23-25-071012	7/10/2012	<0.0085	U		<0.005	U		<0.052	U		0.0019	J		<0.02	U		0.0078	J		0.0011	J	U	0.0013	J	U	<0.0044	U	
	40 ft	VMP-23-40-071012	7/10/2012	<0.0072	U		<0.0042	U		<0.044	U		0.0023	J		0.0014	J	U	0.023			0.001	J	U	0.0022	J	U	<0.0037	U	
VMP-24	5 ft	VMP-24-5-021611	2/16/2011	<0.0098	U		0.004	J		<0.06	U		0.0099			<0.023	U					<0.0069	J	U	<0.0058	U		<0.0051	U	
		VMP-24-5-040811	4/8/2011	<0.1	U		0.18			<0.64	U		0.94			<0.25	U		11			<0.074	U		<0.062	U		<0.054	U	
		VMP-24-5-072811	7/28/2011	<0.0098	U		0.0054	J		<0.06	U		0.011			0.0051	J		0.063			0.029			0.071			<0.0051	U	
		VMP-24-5-110211	11/2/2011	<0.0065	U		0.0017	J		<0.04	U		0.0038			0.00092	J		0.0077	J		0.0058			0.024		J	<0.0034	U	
		VMP-24-5-110211-DUP	11/2/2011	<0.0091	U		<0.0053	U		<0.055	U		0.0069			<0.021	U		0.015	J		0.0061	J		0.012		J	<0.0047	U	
		VMP-24-5-012512	1/25/2012	<0.0056	U		<0.0033	U		<0.034	U		<0.0028	U		<0.013	U		0.0037	J		0.0044			0.018			<0.0029	U	
		VMP-24-5-040912	4/9/2012	<0.0067	U		0.0027	J		<0.041	U		0.017			<0.016	U		0.012			0.032			0.054			<0.0034	U	
		VMP-24-5-071212	7/12/2012	<0.0064	U		0.0022	J		<0.039	U		0.0028	J		<0.015	U		0.0092	J		0.019			0.074			<0.0033	U	
	10 ft	VMP-24-10-021711	2/17/2011	<0.0094	U		<0.0055	U		<0.057	U		0.18			<0.022	U					<0.0066	J	U	<0.0055	U		<0.0048	U	
		VMP-24-10-041111	4/11/2011	<0.018	U		0.055			<0.11	U		0.19			<0.041	U		1			<0.012	U		<0.01	U		0.00079	J	
		VMP-24-10-072811	7/28/2011	<0.0096	U		0.0039	J		<0.059	U		0.0031	J		0.0047	J		0.046			0.033			0.1			<0.005	U	
		VMP-24-10-110211	11/2/2011	<0.0057	U		<0.0034	U		<0.035	U		<0.0029	U		0.0013	J		<0.0097	U		<0.0044		U	0.028			<0.003	U	
		VMP-24-10-012512	1/25/2012	<0.0054	U		0.00083	J		<0.033	U		<0.0027	U		<0.013	U		0.0015	J		0.0037	J		0.013			<0.0028	U	
		VMP-24-10-041012	4/10/2012	<0.0064	U		0.0023	J		<0.039	U		0.002	J		<0.015	U		0.071			<0.0045	U		<0.0037	U		<0.0033	U	
		VMP-24-10-071212	7/12/2012	<0.0074	U		<0.0043	U		<0.045	U		<0.0037	U		0.0018	J	U	0.0051	J		0.038			0.16			<0.0038	U	
	22 ft	VMP-24-22-021711	2/17/2011	<0.0094	U		0.053			<0.057	U		0.11			<0.022	U					<0.0066	J	U	<0.0055	U		<0.0048	U	
		VMP-24-22-041111	4/11/2011	<0.0088	U		<0.0052	U		<0.054	U		0.0018	J		<0.021	U		0.0062	J		<0.0062	U		<0.0052	U		<0.0045	U	
		VMP-24-22-072811	7/28/2011	<0.0088	U		<0.0052	U		<0.054	U		0.00091	J		<0.021	U		<0.015	U		0.019			0.042			<0.0045	U	
		VMP-24-22-072811-Dup	7/28/2011	<0.01	U		<0.0059	U		<0.062	U		0.00098	J		<0.024	U		<0.017	U		0.018			0.041			<0.0052	U	
		VMP-24-22-110611	11/6/2011	<0.0061	U		0.0021	J		<0.037	U		0.0027	J		<0.014	U		0.08			0.0028	J		0.021			<0.0032	U	
		VMP-24-22-012512	1/25/2012	<0.0057	U		<0.0034	U		<0.035	U		<0.0029	U		<0.013	U		<0.0097	U		0.005			0.018			<0.003	U	
		VMP-24-22-041012	4/10/2012	<0.0062	U		0.0074			0.012	J		0.015			<0.015	U					<0.0044	U		0.0018	J		<0.0032	U	
		VMP-24-22-071212	7/12/2012	<0.0076	U		0.0016	J		<0.046	U		0.0019	J		0.0015	J	U	0.0052	J		0.023			0.1			<0.0039	U	
	34 ft	VMP-24-34-021711	2/17/2011	<0.0094	U		0.0022	J		<0.057	U		0.0018	J		<0.022	U					<0.0066	U		<0.0055	U		<0.0048	U	
		VMP-24-34-041111	4/11/2011	<0.0084	U		<0.005	U		<0.052	U		0.0016	J		<0.02	U		0.0049	J		<0.0059	U		<0.005	U		0.00059	J	
		VMP-24-34-072811	7/28/2011	<0.0074	U		0.0016	J		<0.045	U		0.0019	J		<0.017	U		<0.012	U		0.016			0.053			<0.0038	U	
		VMP-24-34-110611	11/6/2011	<0.0048	U		0.0017	J		<0.029	U		<0.0024		U	0.00049	J		0.012			0.0016	J		0.012			<0.0024	U	
		VMP-24-34-012512	1/25/2012	<0.0059	U		<0.0034	U		<0.036	U		<0.003	U		<0.014	U		0.0029	J		0.0063			0.035			<0.003	U	
		VMP-24-34-041012	4/10/2012	<0.0065	U		0.012			<0.04	U		0.0065			<0.015	U		0.013			0.016			0.045			<0.0034	U	
		VMP-24-34-071212	7/12/2012	<0.0062	U		0.0023	J		<0.038	U		0.0028	J		0.0022	J		0.007	J		0.024			0.12			<0.0032	U	
VMP-31	5 ft	VMP-31-5-042512	4/25/2012	<0.0067	U		0.0026	J		<0.041	U		0.0015	J		<0.016	U		0.0029	J		0.021			0.079			<0.0034	U	
		VMP-31-5-072012	7/20/2012	<0.0067	U		<0.0039	U		<0.041	U		<0.0034	U		0.0016	J		<0.011	U		0.0022	J		0.017			<0.0034	U	
	10 ft	VMP-31-10-042512	4/25/2012	<0.0089	U		0.01			<0.054	U		0.021			<0.021	U		0.13			0.019			0.072			<0.0046	U	
		VMP-31-10-072612	7/26/2012	<0.0068	U		0.0037	J		<0.042	U		0.0013	J		<0.016	U		<0.012	U		0.04			0.1			<0.0035	U	
	30 ft	VMP-31-30-042512	4/25/2012	<3.4	U		16			<21	U		180			<8	U		1100			0.66	J		<2	U		<1.8	U	
		VMP-31-30-042512-Dup	4/25/2012	<3.4	U		19			<21	U		210			<8	U		1200			0.75	J		<2	U		<1.8	U	
		VMP-31-30-072012	7/20/2012	<0.67	U		<0.39	U		<4.1	U		2.6			<1.6	U		46			<0.47	U		<0.39	U		<0.34	U	
VMP-32	5 ft	VMP-32-5-042512	4/25/2012	<0.0065	U		0.0034	J		<0.04	U		0.0029	J		<0.015	U		<0.011	U		0.026			0.11			<0.0034	U	
		VMP-32-5-072012	7/20/2012	<0.0059	U		0.0031	J		<0.036	U		0.0021	J		0.00074	J		<0.0099	U		0.00057	J		0.0029	J		<0.003	U	
	10 ft	VMP-32-10-041612	4/16/2012	<0.006	U		0.0015	J		<0.036	U		0.24			<0.014	U		0.025			0.018			0.056			<0.0031	U	
		VMP-32-10-072012	7/20/2012	<0.0068	U		0.0023	J		<0.042	U		0.0017	J		0.0012	J		<0.012	U		<0.0048	U		0.0014	J		<0.0035	U	
	20 ft	VMP-32-20-041612	4/16/2012	<0.14	U		0.068	J		<0.84	U		0.07			<0.32	U		0.24			0.016	J		0.079	J		<0.071	UJ	UJ
		VMP-32-20-072012	7/20/2012	<0.0067	U		<0.0039	U		<0.041	U		<0.0034	U		0.0011	J		<0.011	U		<0.0047	U		0.0014	J		<0.0034	U	
	30 ft	VMP-32-30-041612	4/16/2012	<3.3	U		400			<20	U		1100			<7.7	U		3700			0.49	J		<1.9	U		<1.7	U	
		VMP-32-30-072012	7/20/2012	<6.7	U		230			<41	U		470			<16	U		1500			<4.7	U		<4	U		<3.5	U	
VMP-42	10 ft	VMP-42-10-041812	4/18/2012	<0.006	U		0.026			<0.036	U		0.051		J	<0.014	U		0.036			0.026			0.2			<0.0031	UJ	UJ
		VMP-42-10-041812-Dup	4/18/2012	<0.0061	U		0.02			<0.037	U		0.02		J	<0.014	U		0.024			0.025			0.2			<0.0032	UJ	UJ
		VMP-42-10-071912	7/19/2012	<0.0067	U		0.0076			<0.041	U		0.0065			0.0027	J		0.016			0.026			0.14			<0.0034	U	
	20 ft	VMP-42-20-041812	4/18/2012	<3.1	U		<1.8	U		<19	U		9.3			<7.3	U		340			<2.2	U		<1.8	U		<1.6	UJ	UJ
		VMP-42-20-071912	7/19/2012	<0.0065	U		0.039			<0.04	U		0.03			<0.015	U		0.022			0.022			0.11			<0.0034	U	
	30 ft	VMP-42-30-041912	4/19/2012	<6.5	U		<3.8	U		<40	U		51			<15	U		1700			<4.6	U		<3.8	U		<3.4	U	
		VMP-42-30-071912	7/19/2012	<0.0061	U		<0.0036	U		<0.037	U		0.077		J	<0.014	U		55			0.036		J	0.2		J	<0.0032	U	
VMP-43	10 ft	VMP-43-10-041612	4/16/2012	<0.0068	U		0.019			<0.042	U		0.03			0.0035	J		0.02			0.029			0.22			<0.0035	UJ	UJ
		VMP-43-10-071912	7/19/2012	<0.013	U		0.024			<0.08	U		0.021			0.0039	J		0.014	J		0.03			0.14			<0.0067	U	
	20 ft	VMP-43-20-041612	4/16/2012	<0.067	U		0.24			<0.41	U		1.9			<0.16	U		21			0.021	J		0.068			<0.034	U	
		VMP-43-20-071912	7/19/2012	<0.024	U		0.0063	J		<0.15	U		0.024			<0.056	U		0.69			0.027			0.14			<0.012	U	
	30 ft	VMP-43-30-042312	4/23/2012	<0.061	U		<0.036	U		<0.37	U		0.12			<0.14	U		0.14			0.02	J		0.12			<0.032	U	
		VMP-43-30-071912	7/19/2012	<0.0067	U		0.013			<0.041	U		0.015			0.0036	J		0.02			0.016			0.087			<0.0034	U	

SEE PAGES 50 THROUGH 56 OF TABLE FOR NOTES

TABLE 3
CUMULATIVE SUMMARY OF SOIL VAPOR ANALYTICAL DETECTIONS AND SCREENING RESULTS: VILLAGE - VOCS

Location	Depth	Sample ID	Sample Date	2-Propanol			n-Propylbenzene			Styrene			1,1,2,2-Tetrachloroethane			Tetrachloroethene			Tetrahydrofuran			Toluene			1,2,4-Trichlorobenzene			1,1,1-Trichloroethane (Methyl		
										1400						0.55						6200			11			6600		
				Result	Lab	URS	Result	Lab	URS	Result	Lab	URS	Result	Lab	URS	Result	Lab	URS	Result	Lab	URS	Result	Lab	URS	Result	Lab	URS	Result	Lab	URS
VMP-23	5 ft	VMP-23-5-021511	2/15/2011	0.0033	J		<0.0065	U		<0.0056	U		<0.0091	U		<0.009	U		<0.0039	U		0.013			<0.039	U		<0.0072	U	
		VMP-23-5-042111	4/21/2011	0.015	J		<0.056	U		<0.49	U		<0.079	U		<0.078	U		<0.034	U		<0.043	U		<0.34	U		<0.062	U	
		VMP-23-5-072711	7/27/2011	0.14			0.00076	J		0.0013	J		<0.0091	U		<0.009	U		<0.0039	U		0.037			<0.039	U		<0.0072	U	
		VMP-23-5-110211	11/2/2011	0.014			<0.0046	U		<0.004	U		<0.0064	U		<0.0063	U		<0.0028	U		0.0098			<0.028	U		<0.0051	U	
		VMP-23-5-012512	1/25/2012	0.0018	J		0.0008	J		<0.0034	U		<0.0054	U		0.0021	J		<0.0023	U		0.0043			<0.023	U		<0.0043	U	
		VMP-23-5-040912	4/9/2012	0.023			<0.0047	U		<0.0041	U		<0.0066	U		<0.0065	U		0.026			0.022			<0.028	U		<0.0052	U	
		VMP-23-5-070912	7/9/2012	<0.0084	U		0.0012	J	U	0.00057	J	U	<0.0059	U		<0.0058	U		0.013			0.011			<0.025	U		<0.0047	U	
	10 ft	VMP-23-10-021511	2/15/2011	0.0045	J		<0.0067	J	U	<0.0058	U		<0.0094	U		0.0015	J		<0.004	U		0.0062			0.0094	J		<0.0074	U	
		VMP-23-10-042111	4/21/2011	0.012	J		<0.068	U		<0.59	U		<0.095	U		<0.094	U		<0.041	U		0.25			<0.41	U		<0.075	U	
		VMP-23-10-072711	7/27/2011	<0.012	U		<0.0062	U		<0.0054	U		<0.0086	U		<0.0085	U		<0.0037	U		<0.0047	U		<0.037	U		<0.0069	U	
		VMP-23-10-110211	11/2/2011	0.02			<0.0045	J	U	<0.0039	U		<0.0063	U		<0.0062	U		<0.0027	U		0.014			<0.027	U		<0.005	U	
		VMP-23-10-012512	1/25/2012	0.0064	J		0.00047	J		<0.0033	U		<0.0053	U		0.0031	J		<0.0023	U		0.017			<0.023	U		<0.0042	U	
		VMP-23-10-040912	4/9/2012	<0.0096	U		<0.0048	U		<0.0042	U		<0.0067	U		<0.0066	U		<0.0029	U		0.011			<0.029	U		<0.0053	U	
		VMP-23-10-040912-Dup	4/9/2012	0.0075	J		<0.0048	U		<0.0042	U		<0.0067	U		0.0056	J		0.0029			0.013			<0.029	U		<0.0053	U	
		VMP-23-10-070912	7/9/2012	0.0042	J		0.00061	J	U	0.0003	J	U	<0.0053	U		<0.0052	U		0.0047			0.0021	J	U	<0.023	U		<0.0042	U	
	25 ft	VMP-23-25-021511	2/15/2011	0.094			<0.0062	U		<0.0054	U		<0.0086	U		<0.0085	U		<0.0037	U		0.0011	J		<0.037	U		<0.0069	U	
		VMP-23-25-042111	4/21/2011	<0.13	U		<0.063	U		<0.55	U		<0.088	U		<0.088	U		<0.038	U		<0.049	U		<0.38	U		<0.07	U	
		VMP-23-25-072711	7/27/2011	0.047			<0.0071	U		0.0021	J		<0.0099	U		<0.0098	U		<0.0043	U		0.016			0.012	J		<0.0079	U	
		VMP-23-25-110511	11/5/2011	0.019			<0.0045	U		<0.0039	U		<0.0063	U		<0.0062	J	U	<0.0027	U		0.015			<0.027	U		<0.005	U	
		VMP-23-25-012512	1/25/2012	0.0082			<0.004	U		<0.0035	U		<0.0056	U		0.0026	J		<0.0024	U		0.019			<0.024	U		<0.0045	U	
		VMP-23-25-040912	4/9/2012	0.63			0.0011	J		0.013			<0.0066	U		<0.0065	U		0.044			0.25			<0.028	U		<0.0052	U	
		VMP-23-25-071012	7/10/2012	0.002	J		0.00088	J	U	0.00055	J	U	<0.0084	U		<0.0083	U		0.01			0.0058			<0.036	U		<0.0066	U	
	40 ft	VMP-23-40-071012	7/10/2012	<0.01	U		0.00058	J	U	0.00048	J	U	<0.0071	U		<0.007	U		<0.003	U		0.0058			<0.03	U		<0.0056	U	
VMP-24	5 ft	VMP-24-5-021611	2/16/2011	0.0033	J		<0.0069	J	U	<0.006	U		<0.0097	U		<0.0096	U		<0.0042	U		<0.0053	J	U	<0.042	J	U	<0.0077	U	
		VMP-24-5-040811	4/8/2011	<0.15	U		<0.074	U		<0.064	U		<0.1	U		<0.1	U		<0.044	U		<0.057	U		<0.45	U		<0.082	U	
		VMP-24-5-072811	7/28/2011	0.019			0.0014	J		0.0018	J		<0.0097	U		<0.0096	U		<0.0042	U		0.045			0.0082	J		<0.0077	U	
		VMP-24-5-110211	11/2/2011	0.0072	J		<0.0046	J	U	<0.004	U		<0.0064	U		<0.0063	U		<0.0028	U		0.0068			<0.028	U		<0.0051	U	
		VMP-24-5-110211-DUP	11/2/2011	0.017			<0.0064	J	U	<0.0055	U		<0.0089	U		<0.0088	U		<0.0038	U		0.0069			<0.038	U		<0.0071	U	
		VMP-24-5-012512	1/25/2012	0.011			<0.004	U		<0.0034	U		<0.0055	U		<0.0055	U		0.00072	J		0.011			<0.024	U		<0.0044	U	
		VMP-24-5-040912	4/9/2012	0.16			0.0022	J		0.0044			<0.0066	U		<0.0065	U		0.038			0.045			<0.028	U		<0.0052	U	
		VMP-24-5-071212	7/12/2012	<0.009	U		0.002	J		0.0013	J	U	<0.0063	U		<0.0062	U		0.0057			0.053			<0.027	U		<0.005	U	
	10 ft	VMP-24-10-021711	2/17/2011	0.0065	J		<0.0066	J	U	<0.0057	U		<0.0092	U		<0.0091	U		<0.004	U		<0.0051	J	U	<0.04	U		<0.0073	U	
		VMP-24-10-041111	4/11/2011	<0.025	U		<0.012	U		<0.011	U		<0.017	U		0.0033	J		<0.0074	U		0.0025	J		<0.075	U		<0.014	U	
		VMP-24-10-072811	7/28/2011	0.038			0.0011	J		0.0019	J		<0.0095	U		<0.0094	U		<0.0041	U		0.024			0.0052	J		<0.0075	U	
		VMP-24-10-110211	11/2/2011	0.011			<0.004	U		<0.0035	U		<0.0056	U		<0.0056	U		<0.0024	U		0.012			<0.024	U		<0.0045	U	
		VMP-24-10-012512	1/25/2012	0.0054	J		0.00041	J		<0.0033	U		<0.0053	U		<0.0052	U		<0.0023	U		0.0045			<0.023	U		<0.0042	U	
		VMP-24-10-041012	4/10/2012	0.1			<0.0045	U		<0.0039	U		<0.0063	U		<0.0062	U		0.022			0.076			<0.027	U		<0.005	U	
		VMP-24-10-071212	7/12/2012	0.045			0.0009	J	U	0.0012	J	U	<0.0073	U		<0.0072	U		0.0019	J		0.049			<0.031	U		<0.0058	U	
	22 ft	VMP-24-22-021711	2/17/2011	0.0063	J		<0.0066	J	U	<0.0057	U		<0.0092	U		0.0014	J		<0.004	U		0.0049	J		<0.04	U		<0.0073	U	
		VMP-24-22-041111	4/11/2011	<0.012	U		<0.0062	U		<0.0054	U		<0.0086	U		0.0025	J		<0.0037	U		<0.0047	U		<0.037	U		<0.0069	U	
		VMP-24-22-072811	7/28/2011	0.014			0.00067	J		0.0014	J		<0.0086	U		<0.0085	U		<0.0037	U		0.006			0.0039	J		<0.0069	U	
		VMP-24-22-072811-Dup	7/28/2011	0.014			0.00064	J		0.0013	J		<0.0099	U		<0.0098	U		0.0042			0.009			<0.043	U		<0.0079	U	
		VMP-24-22-110611	11/6/2011	0.02			<0.0043	U		0.00052	J		<0.006	U		<0.0059	J	U	<0.0026	U		0.011			<0.026	U		<0.0048	U	
		VMP-24-22-012512	1/25/2012	0.0078	J		<0.004	U		<0.0035	U		<0.0056	U		<0.0056	U		<0.0024	U		0.0034			<0.024	U		<0.0045	U	
		VMP-24-22-041012	4/10/2012	0.21			<0.0044	U		<0.0038	U		<0.0061	U		<0.0061	U		0.032			0.066			0.015	J		<0.0049	U	
		VMP-24-22-071212	7/12/2012	0.03			<0.0053	U		0.001	J	U	<0.0074	U		<0.0074	U		0.0012	J		0.034			<0.032	U		<0.0059	U	
	34 ft	VMP-24-34-021711	2/17/2011	0.0026	J		<0.0066	U		<0.0057	U		<0.0092	U		<0.0091	U		0.0014	J		<0.0051	J	U	<0.04	U		<0.0073	U	
		VMP-24-34-041111	4/11/2011	0.0052	J		<0.0059	U		<0.0052	U		<0.0083	U		0.0021	J		<0.0036	U		0.00092	J		<0.036	U		<0.0066	U	
		VMP-24-34-072811	7/28/2011	0.02			0.00058	J		0.0015	J		<0.0073	U		<0.0072	U		<0.0031	U		0.0081			<0.032	U		<0.0058	U	
		VMP-24-34-110611	11/6/2011	0.017			0.00035	J		<0.0029	U		<0.0047	U		<0.0046	J	U	0.002	J		0.027			<0.02	U		<0.0037	U	
		VMP-24-34-012512	1/25/2012	0.0084			<0.0041	U		<0.0036	U		<0.0058	U		<0.0057	U		<0.0025	U		0.0051			0.0045	J		<0.0046	U	
		VMP-24-34-041012	4/10/2012	0.049			0.0025	J		0.0012	J		<0.0064	U		<0.0063	U		0.0033			0.02			<0.028	U		<0.0051	U	
		VMP-24-34-071212	7/12/2012	0.053			0.00065	J	U	0.0012	J	U	<0.0061	U		<0.0061	U		0.0013	J		0.038			<0.026	U		<0.0049	U	
VMP-31	5 ft	VMP-31-5-042512	4/25/2012	0.039			<0.0047	U		0.0031	J		<0.0066	U		<0.0065	J	U	0.0046			0.02			<0.028	U		<0.0052	U	
		VMP-31-5-072012	7/20/2012	0.021			0.00036	J		<0.0041	U		<0.0066	U		<0.0065	U		0.0013	J		0.0099			<0.028	U		<0.0052	U	
	10 ft	VMP-31-10-042512	4/25/2012	0.033			<0.0063	J	U	0.0032	J		<0.0088	U		0.0051	J		0.03			0.018			<0.038	U		<0.007	U	
		VMP-31-10-072612	7/26/2012	0.012			0.00094	J		0.0035	J		<0.0067	U		0.0018	J		<0.0029	U		0.061			<0.029	U		<0.0053	U	
	30 ft	VMP-31-30-042512	4/25/2012	<4.8	U		1.2	J		<2.1	U		<3.4	U		<3.3	U		<1.4	U		1.4	J		<14	U		<2.7	U	
		VMP-31-30-042512-Dup	4/25/2012	<4.8	U		1.3	J		<2.1	U		<3.4	U		<3.3	U		<1.4	U		1.5	J		<14	U		<2.7	U	
		VMP-31-30-072012	7/20/2012	<0.94	U		<0.47	U		<0.41	U		<0.66	U		<0.65	U		<0.28	U		<0.36	U		<2.8	U		<0.52	U	
VMP-32	5 ft	VMP-32-5-042512	4/25/2012	0.1			<0.0046	J	U	0.0017	J		<0.0064	U		<0.0063	J	U	0.0059			0.023			<0.028	U		<0.0051	U	
		VMP-32-5-072012	7/20/2012	<0.0082	U		0.00058	J		<0.0036	U		0.002	J		<0.0057	U		<0.0025	U		0.0042			<0.025	U		<0.0046	U	
	10 ft	VMP-32-10-041612	4/16/2012	0.052			0.00054	J		0.00082	J		<0.0059	U		<0.0058	U		<0.0025	U		0.027			<0.025	U		<0.0047	J	U
		VMP-32-10-072012	7/20/2012	0.0046	J		0.00036	J		<0.0042	U		<0.0067	U		<0.0066	U		<0.0029	U		0.0042			<0.029	U		<0.0053	U	
	20 ft	VMP-32-20-041612	4/16/2012	0.38			0.014	J		0.11			<0.13	U		<0.13	U		<0.058	U		0.23			0.19	J		<0.11	U	
		VMP-32-20-072012	7/20/2012	<0.0094	U		0.00037	J		<0.0041	U		<0.0066	U		<0.0065	U		0.0014	J		0.0057			<0.028	U		<0.0052	U	
	30 ft	VMP-32-30-041612	4/16/2012	<4.6	U		0.51	J		<2	U		<3.2	U		<3.2	U		<1.4	U		38			<14	U		<2.6	U	
		VMP-32-30-072012	7/20/2012	<9.5	U		<4.7	U		<4.1	U		<6.6	U		<6.5	U		3.2			12			<29	U		<5.3	U	
VMP-42	10 ft	VMP-42-10-041812	4/18/2012	0.04			0.0006	J		<0.0036	U		<0.0059	U		<0.0058	U		<0.0025	U		0.024			<0.025	U		<0.0047	J	U
		VMP-42-10-041812-Dup	4/18/2012	0.034			0.00055	J		<0.0037	U		<0.006	U		<0.0059	U		<0.0026	U		0.022			<0.026	U		<0.0048	U	
		VMP-42-10-071912	7/19/2012	0.077			0.00082	J	U	0.002	J		<0.0066	U		0.0032	J		0.0063			0.057			<0.028	U		<0.0052	U	
	20 ft	VMP-42-20-041812	4/18/2012	6.2			<2.2	U		1.9	J		<3.1	U		<3	U		<1.3	U		6.8			3.5	J		<2.4	U	
		VMP-42-20-071912	7/19/2012	0.057			0.0017	J	U	0.0019	J		<0.0064	U		0.0028	J		<0.0028	U		0.06			<0.028	U		<0.0051	U	
	30 ft	VMP-42-30-041912	4/19/2012	<9.2	U		<4.6	U		<4	U		<6.4	U		<6.3	U		<2.8	U		<3.5	U		<28	U		<5.1	U	
		VMP-42-30-071912	7/19/2012	0.072		J	0.0021	J	U	0.0026	J	J	<0.006	U		0.0033	J	J	<0.0026	U		0.073		J	<0.026	U		<0.0048	U	
VMP-43	10 ft	VMP-43-10-041612	4/16/2012	0.063			0.00071	J		0.0014	J		<0.0067	U		<0.0066	U		0.0071			0.03			<0.029	U		<0.0053	J	U
		VMP-43-10-071912	7/19/2012	0.052			0.0017	J		0.003	J		<0.013	U		0.0027	J		<0.0055	U		0.067			<0.056	U		<0.01	U	
	20 ft	VMP-43-20-041612	4/16/2012	0.051	J		0.0061	J		<0.041	U		<0.066	U		<0.065	U		<0.028	U		0.031	J		<0.28	U		<0.052	U	
		VMP-43-20-071912	7/19/2012	0.1			<0.017	U		0.0029	J		<0.024	U		<0.023	U		<0.01	U		0.051			<0.1	U		<0.019	U	
	30 ft	VMP-43-30-042312	4/23/2012	0.042	J		<0.043	U		<0.037	U		<0.06	U		<0.059	U		<0.026	U		0.018	J		<0.26	U		<0.048	U	
		VMP-43-30-071912	7/19/2012	0.066			0.0016	J		0.002	J		<0.0066	U		0.0023	J		<0.0028	U		0.04			<0.028	U		<0.0052	U	

SEE PAGES 50 THROUGH 56 OF TABLE FOR NOTES

TABLE 3
CUMULATIVE SUMMARY OF SOIL VAPOR ANALYTICAL DETECTIONS AND SCREENING RESULTS: VILLAGE - VOCS

Location	Depth	Sample ID	Sample Date	1,1,2-Trichloroethane 170000			Trichloroethene 1.5			Trichlorofluoromethane 860			1,2,4-Trimethylbenzene			1,3,5-Trimethylbenzene			2,2,4-Trimethylpentane			Vinyl chloride 0.29			m,p-Xylene 130			o-Xylenes 120		
				Result	Lab	URS	Result	Lab	URS	Result	Lab	URS	Result	Lab	URS	Result	Lab	URS	Result	Lab	URS	Result	Lab	URS	Result	Lab	URS	Result	Lab	URS
VMP-23	5 ft	VMP-23-5-021511	2/15/2011	<0.0072	U		0.002	J		0.0011	J		<0.0065	U		<0.0065	U		0.0085			<0.0034	U		0.0046	J		0.0013	J	
		VMP-23-5-042111	4/21/2011	<0.062	U		<0.062	U		<0.064	U		<0.056	U		<0.056	U		0.016	J		<0.029	U		0.022	J		<0.05	U	
		VMP-23-5-072711	7/27/2011	<0.0072	U		<0.0071	U		0.0017	J		0.003	J		0.00078	J		0.047			<0.0034	U		0.0064			0.0014	J	
		VMP-23-5-110211	11/2/2011	<0.0051	U		<0.005	U		<0.0052	U		<0.0046	U		<0.0046	U		0.00055	J		<0.0024	U		<0.0041	J	U	<0.0041	U	
		VMP-23-5-012512	1/25/2012	<0.0043	U		0.0014	J		<0.0044	U		0.0012	J		0.00097	J		0.044			<0.002	U		0.0016	J		0.00044	J	
		VMP-23-5-040912	4/9/2012	<0.0052	U		<0.0051	U		<0.0054	U		<0.0047	U		<0.0047	U		0.022			<0.0024	U		0.015			0.0035	J	
		VMP-23-5-070912	7/9/2012	<0.0047	U		<0.0046	U		0.0012	J		0.003	J		0.00091	J		0.0028	J		<0.0022	U		0.0014	J	U	0.00085	J	
	10 ft	VMP-23-10-021511	2/15/2011	<0.0074	U		<0.0073	J	U	0.0015	J		<0.0067	J	U	<0.0067	U		0.024			<0.0035	U		0.0086			0.0037	J	
		VMP-23-10-042111	4/21/2011	<0.075	U		<0.074	U		<0.078	U		<0.068	U		<0.068	U		1.4			<0.035	U		0.26			0.059		
		VMP-23-10-072711	7/27/2011	<0.0069	U		<0.0068	U		<0.0071	U		<0.0062	U		<0.0062	U		<0.0059	U		<0.0032	U		<0.0055	U		<0.0055	U	
		VMP-23-10-110211	11/2/2011	<0.005	U		<0.0049	U		<0.0051	U		<0.0045	J	U	<0.0045	J	U	0.00047	J		<0.0023	U		0.0042			0.0014	J	
		VMP-23-10-012512	1/25/2012	<0.0042	U		<0.0042	U		0.0014	J		0.0007	J		<0.0038	U		0.88			<0.002	U		0.0045			0.0008	J	
		VMP-23-10-040912	4/9/2012	<0.0053	U		<0.0052	U		0.0019	J		0.002	J		<0.0048	U		<0.0046	U		<0.0025	U		0.0057			0.002	J	
		VMP-23-10-040912-Dup	4/9/2012	<0.0053	U		0.0062			0.0032	J		<0.0048	U		<0.0048	U		0.0059			<0.0025	U		0.0049			0.0016	J	
		VMP-23-10-070912	7/9/2012	<0.0042	U		<0.0042	U		0.0013	J		0.0019	J		0.00078	J		<0.0036	U		<0.002	U		0.0009	J	U	0.00074	J	
	25 ft	VMP-23-25-021511	2/15/2011	<0.0069	U		0.0024	J		<0.0071	U		<0.0062	U		<0.0062	U		1.3			<0.0032	U		0.00067	J		<0.0055	U	
		VMP-23-25-042111	4/21/2011	<0.07	U		<0.069	U		<0.072	U		<0.063	U		<0.063	U		2.9			<0.033	U		<0.056	U		<0.056	U	
		VMP-23-25-072711	7/27/2011	<0.0079	U		<0.0078	U		<0.0081	U		0.004	J		0.0024	J		0.046			<0.0037	U		0.0065			0.002	J	
		VMP-23-25-110511	11/5/2011	<0.005	U		<0.0049	J	U	0.001	J		<0.0045	U		<0.0045	U		0.0022	J		<0.0023	U		0.0018	J		0.00062	J	
		VMP-23-25-012512	1/25/2012	<0.0045	U		<0.0044	U		0.0022	J		<0.004	U		<0.004	U		0.66			<0.0021	U		0.0032	J		<0.0036	U	
		VMP-23-25-040912	4/9/2012	<0.0052	U		0.0061			0.0024	J		0.0023	J		<0.0047	U		0.0031	J		<0.0024	U		0.013			0.0042		
		VMP-23-25-071012	7/10/2012	<0.0066	U		<0.0066	U		0.0022	J		<0.006	U		<0.006	U		0.002	J		<0.0031	U		0.0021	J	U	0.0014	J	
	40 ft	VMP-23-40-071012	7/10/2012	<0.0056	U		<0.0055	U		<0.0058	U		0.0021	J		<0.0051	U		<0.0048	U		<0.0026	U		0.0016	J	U	0.00092	J	
VMP-24	5 ft	VMP-24-5-021611	2/16/2011	<0.0077	U		<0.0076	U		<0.0079	U		<0.0069	J	U	<0.0069	J	U	0.011			<0.0036	U		<0.0061	J	U	<0.0061	J	U
		VMP-24-5-040811	4/8/2011	<0.082	U		<0.081	U		<0.084	U		<0.074	U		<0.074	U		0.48			<0.038	U		<0.065	U		<0.065	U	
		VMP-24-5-072811	7/28/2011	<0.0077	U		<0.0076	U		0.0016	J		0.0052	J		0.0019	J		0.012			<0.0036	U		0.0099			0.004	J	
		VMP-24-5-110211	11/2/2011	<0.0051	U		<0.005	U		0.0016	J		<0.0046	J	U	<0.0046	J	U	0.0017	J		<0.0024	U		0.0031	J		<0.0041	U	
		VMP-24-5-110211-DUP	11/2/2011	<0.0071	U		<0.007	U		<0.0073	U		0.0073			<0.0064	J	U	0.0083			<0.0033	U		0.0046	J		0.0026	J	
		VMP-24-5-012512	1/25/2012	<0.0044	U		0.00084	J		0.0014	J		<0.004	U		<0.004	U		<0.0038	U		<0.002	U		0.0062			0.001	J	
		VMP-24-5-040912	4/9/2012	<0.0052	U		0.0027	J		0.0018	J		0.017			0.0048			0.013			<0.0024	U		0.023			0.0096		
		VMP-24-5-071212	7/12/2012	<0.005	U		<0.0049	U		0.0013	J		0.0087			0.0022	J		0.012			<0.0023	U		0.0078			0.0029	J	
	10 ft	VMP-24-10-021711	2/17/2011	<0.0073	U		<0.0072	U		0.0019	J		<0.0066	J	U	<0.0066	U		1.2			<0.0034	U		<0.0058	J	U	<0.0058	U	
		VMP-24-10-041111	4/11/2011	<0.014	U		0.0037	J		<0.014	U		<0.012	U		<0.012	U		0.12			<0.0064	U		<0.011	J	U	<0.011	U	
		VMP-24-10-072811	7/28/2011	<0.0075	U		<0.0074	U		0.0027	J		0.0033	J		0.0014	J		0.002	J		<0.0035	U		0.0062			0.0015	J	
		VMP-24-10-110211	11/2/2011	<0.0045	U		<0.0044	U		0.0017	J		<0.004	J	U	<0.004	U		0.00052	J		<0.0021	U		<0.0036	J	U	<0.0036	U	
		VMP-24-10-012512	1/25/2012	<0.0042	U		0.00087	J		0.0016	J		<0.0038	U		<0.0038	U		0.0015	J		<0.002	U		0.0078			0.0021	J	
		VMP-24-10-041012	4/10/2012	<0.005	U		<0.0049	U		0.0019	J		<0.0045	U		<0.0045	U		0.076			<0.0023	U		0.0026	J		<0.004	U	
		VMP-24-10-071212	7/12/2012	<0.0058	U		<0.0057	U		0.0014	J		0.0027	J		<0.0052	U		<0.005	U		<0.0027	U		0.0073			0.0021	J	
	22 ft	VMP-24-22-021711	2/17/2011	<0.0073	U		<0.0072	U		0.0018	J		<0.0066	J	U	<0.0066	U		0.54			<0.0034	U		0.0084			0.003	J	
		VMP-24-22-041111	4/11/2011	<0.0069	U		<0.0068	J	U	0.0022	J		<0.0062	U		<0.0062	U		0.00094	J		<0.0032	U		<0.0055	U		<0.0055	U	
		VMP-24-22-072811	7/28/2011	<0.0069	U		<0.0068	U		0.0019	J		0.0026	J		0.0011	J		0.00081	J		<0.0032	U		0.0041	J		0.0014	J	
		VMP-24-22-072811-Dup	7/28/2011	<0.0079	U		<0.0078	U		0.002	J		0.0027	J		0.00076	J		0.0014	J		<0.0037	U		0.0039	J		0.0012	J	
		VMP-24-22-110611	11/6/2011	<0.0048	U		<0.0047	J	U	0.0015	J		<0.0043	U		<0.0043	U		0.01			<0.0022	U		0.0022	J		0.00069	J	
		VMP-24-22-012512	1/25/2012	<0.0045	U		<0.0044	U		0.0022	J		<0.004	U		<0.004	U		<0.0038	U		<0.0021	U		0.0011	J		<0.0036	U	
		VMP-24-22-041012	4/10/2012	<0.0049	U		<0.0048	U		0.002	J		0.0021	J		<0.0044	U		0.051			<0.0023	U		0.0031	J		<0.0039	U	
		VMP-24-22-071212	7/12/2012	<0.0059	U		<0.0058	U		<0.0061	U		0.0036	J		<0.0053	U		<0.0051	U		<0.0028	U		0.0054			0.0017	J	
	34 ft	VMP-24-34-021711	2/17/2011	<0.0073	U		<0.0072	U		0.0022	J		<0.0066	U		<0.0066	U		0.024			<0.0034	U		<0.0058	U		<0.0058	U	
		VMP-24-34-041111	4/11/2011	<0.0066	U		0.003	J		0.0021	J		<0.0059	U		<0.0059	U		0.0012	J		<0.0031	U		<0.0052	U		<0.0052	U	
		VMP-24-34-072811	7/28/2011	<0.0058	U		<0.0057	U		0.0016	J		0.0025	J		0.0008	J		0.0035	J		<0.0027	U		0.004	J		0.0016	J	
		VMP-24-34-110611	11/6/2011	<0.0037	U		<0.0036	J	U	0.0016	J		<0.0033	U		0.00036	J		0.0088			<0.0017	U		0.0028	J		0.0012	J	
		VMP-24-34-012512	1/25/2012	<0.0046	U		0.0014	J		0.0027	J		<0.0041	U		<0.0041	U		<0.0039	U		<0.0021	U		0.0013	J		0.00053	J	
		VMP-24-34-041012	4/10/2012	<0.0051	U		0.0076			<0.0052	U		<0.0046	U		<0.0046	U		0.053			<0.0024	U		0.0053			0.0018	J	
		VMP-24-34-071212	7/12/2012	<0.0049	U		<0.0048	U		0.0014	J		0.0053			0.00088	J		<0.0042	U		<0.0023	U		0.0067			0.0021	J	
VMP-31	5 ft	VMP-31-5-042512	4/25/2012	<0.0052	U		<0.0051	U		0.0014	J		<0.0047	J	U	<0.0047	J	U	0.00098	J		<0.0024	U		0.011			0.0035	J	
		VMP-31-5-072012	7/20/2012	<0.0052	U		<0.0051	U		0.0011	J		0.00088	J		<0.0047	U		<0.0045	U		<0.0024	U		0.0017	J		<0.0041	U	
	10 ft	VMP-31-10-042512	4/25/2012	<0.007	U		<0.0068	U		0.0012	J		<0.0063	J	U	<0.0063	J	U	0.029			<0.0032	U		0.007			0.0031	J	
		VMP-31-10-072612	7/26/2012	<0.0053	U		<0.0052	U		0.0012	J		0.0028	J		0.0012	J		<0.0046	U		<0.0025	U		0.011			0.0033	J	
	30 ft	VMP-31-30-042512	4/25/2012	<2.7	U		<2.6	U		<2.8	U		0.42	J		<2.4	U		220			<1.2	U		2.6			<2.1	U	
		VMP-31-30-042512-Dup	4/25/2012	<2.7	U		<2.6	U		<2.8	U		0.44	J		<2.4	U		240			<1.2	U		2.8			<2.1	U	
		VMP-31-30-072012	7/20/2012	<0.52	U		<0.51	U		<0.54	U		<0.47	U		<0.47	U		17			<0.24	U		<0.41	U		<0.41	U	
VMP-32	5 ft	VMP-32-5-042512	4/25/2012	<0.0051	U		<0.005	U		0.0012	J		<0.0046	J	U	<0.0046	J	U	0.0036	J		<0.0024	U		0.0069			0.0031	J	
		VMP-32-5-072012	7/20/2012	<0.0046	U		<0.0045	U		0.0011	J		0.0022	J		0.00095	J		0.023			<0.0021	U		0.0035	J		0.0016	J	
	10 ft	VMP-32-10-041612	4/16/2012	<0.0047	U		<0.0046	U		0.0015	J		<0.0042	U		<0.0042	U		0.0082			<0.0022	U		0.0042			<0.0037	U	
		VMP-32-10-072012	7/20/2012	<0.0053	U		<0.0053	U		0.0015	J		0.0015	J		<0.0048	U		0.016			<0.0025	U		0.0024	J		0.0011	J	
	20 ft	VMP-32-20-041612	4/16/2012	<0.11	U		<0.1	U		<0.11	U		<0.096	U		<0.096	U		24			<0.05	U		0.046	J		<0.085	U	
		VMP-32-20-072012	7/20/2012	<0.0052	U		<0.0051	U		0.0012	J		0.0011	J		<0.0047	U		0.0026	J		<0.0024	U		0.0014	J		<0.0041	U	
	30 ft	VMP-32-30-041612	4/16/2012	<2.6	U		<2.5	U		<2.6	U		0.45	J		<2.3	U		710			<1.2	U		18			3.7		
		VMP-32-30-072012	7/20/2012	<5.3	U		<5.2	U		<5.4	U		<4.7	U		<4.7	U		470			<2.5	U		<4.2	U		<4.2	U	
VMP-42	10 ft	VMP-42-10-041812	4/18/2012	<0.0047	U		0.0019	J		0.0014	J		<0.0042	U		<0.0042	U		0.3			<0.0022	U		0.0098			0.0026	J	
		VMP-42-10-041812-Dup	4/18/2012	<0.0048	U		<0.0047	U		<0.0049	U		<0.0043	U		<0.0043	U		0.26			<0.0022	U		0.0089			0.0026	J	
		VMP-42-10-071912	7/19/2012	<0.0052	U		<0.0051	U		0.0018	J	J	0.0024	J		0.00072	J	U	0.0082			<0.0024	U		0.014			0.0045		
	20 ft	VMP-42-20-041812	4/18/2012	<2.4	U		<2.4	U		<2.5	U		<2.2	U		<2.2	U		66			<1.1	U		0.93	J		<1.9	U	
		VMP-42-20-071912	7/19/2012	<0.0051	U		<0.005	U		0.0057	J	J	0.0037	J		0.0012	J	U	0.043			<0.0024	U		0.019			0.0062		
	30 ft	VMP-42-30-041912	4/19/2012	<5.1	U		<5	U		<5.2	U		<4.6	U		<4.6	U		390			<2.4	U		<4.1	U		<4.1	U	
		VMP-42-30-071912	7/19/2012	<0.0048	U		<0.0047	U		0.01	J	J	0.0051		J	0.0063		J	10	S		<0.0022	U		0.032		J	0.0076		J
VMP-43	10 ft	VMP-43-10-041612	4/16/2012	<0.0053	U		<0.0053	U		<0.0055	U		0.0024	J		0.00087	J		0.02			<0.0025	U		0.0086			0.0024	J	
		VMP-43-10-071912	7/19/2012	<0.01	U		<0.01	U		<0.01	U		0.0042	J		0.0015	J		0.03			<0.0048	U		0.027			0.0085		
	20 ft	VMP-43-20-041612	4/16/2012	<0.052	U		<0.051	U		<0.054	U		0.013	J		<0.047	U		45			<0.024	U		0.038	J		0.012	J	
		VMP-43-20-071912	7/19/2012	<0.019	U		<0.018	U		<0.019	U		0.0034	J		<0.017	U		3.3			<0.0088	U		0.019			0.006	J	
	30 ft	VMP-43-30-042312	4/23/2012	<0.048	U		<0.047	U		<0.049	U		<0.043	U		<0.043	U		6.8			<0.022	U		<0.038	U		<0.038	U	
		VMP-43-30-071912	7/19/2012	<0.0052	U		0.0011	J		0.0018	J	J	0.0046	J		0.0014	J		0.18			<0.0024	U		0.019			0.007		

SEE PAGES 50 THROUGH 56 OF TABLE FOR NOTES

TABLE 3
CUMULATIVE SUMMARY OF SOIL VAPOR ANALYTICAL DETECTIONS AND SCREENING RESULTS: VILLAGE - VOCS

Location	Depth	Sample ID	Sample Date	Acetone 750000			alpha-Chlorotoluene			Benzene 0.37			Bromodichloromethane 450000			Bromoform 11			Bromomethane 6.9			1,3-Butadiene			Butane			2-Butanone 6400		
				Result	Lab	URS	Result	Lab	URS	Result	Lab	URS	Result	Lab	URS	Result	Lab	URS	Result	Lab	URS	Result	Lab	URS	Result	Lab	URS	Result	Lab	URS
VMP-44	10 ft	VMP-44-10-041912	4/19/2012	0.38	J		<2.4	U		<1.5	U		<3.1	U		<4.7	U		<1.8	U		<1	U		110			<5.4	U	
		VMP-44-10-072012	7/20/2012	<1.4	U		<0.79	U		4.2		J	<1	U		<1.6	U		<0.6	U		<0.34	U		26		J	<1.8	U	
		VMP-44-10-081012	8/10/2012	<0.87	U		<0.47	U		3.3		J	<0.61	U		<0.94	U		<0.36	U		<0.2	U		18		J	<1.1	U	
	20 ft	VMP-44-20-041912	4/19/2012	0.53	J		<0.52	U		4.1			<0.67	U		<1	U		<0.39	U		<0.22	U		130			<1.2	U	
		VMP-44-20-072512	7/25/2012	<1.6	U		<0.89	U		3		J	<1.1	U		<1.8	U		<0.67	U		<0.38	U		75		J	<2	U	
	30 ft	VMP-44-30-041912	4/19/2012	0.53	J		<0.3	U		32			<0.39	U		<0.6	U		<0.23	U		<0.13	U		77			<0.69	U	
		VMP-44-30-072512	7/25/2012	0.072	J		<0.051	U		14			<0.066	U		<0.1	U		<0.038	U		<0.022	U		7.4			0.012	J	
		VMP-44-30-072512-Dup	7/25/2012	0.06	J		<0.051	U		14			<0.066	U		<0.1	U		<0.038	U		<0.022	U		7.3			0.016	J	
VMP-45	10 ft	VMP-45-10-041912	4/19/2012	0.029			<0.0047	U		0.052			<0.0061	U		<0.0094	U		<0.036	U		<0.002	U		<0.0087	U		0.023		
		VMP-45-10-071912	7/19/2012	0.047			<0.0048	U		0.005			<0.0063	U		<0.0097	U		<0.036	U		<0.0021	U			J	J	0.042		
	20 ft	VMP-45-20-041912	4/19/2012	0.072	J		<0.3	U		0.63			<0.38	U		<0.59	U		<0.22	U		<0.13	U		0.72			<0.67	U	
		VMP-45-20-071912	7/19/2012	0.47			<0.092	U		0.018	J		<0.12	U		<0.18	U		<0.69	U		<0.039	U		0.21	J	J	0.032	J	
	30 ft	VMP-45-30-041912	4/19/2012	0.078	J	J	<0.2	U		<0.12	U		<0.26	U		<0.39	U		<0.15	U		<0.084	U		4.9		J	<0.45	U	
		VMP-45-30-071912	7/19/2012	<0.091	U		<0.049	U		<0.03	U		<0.064	U		<0.099	U		<0.037	U		<0.021	U		0.08	J		<0.11	U	

SEE PAGES 50 THROUGH 56 OF TABLE FOR NOTES

TABLE 3
CUMULATIVE SUMMARY OF SOIL VAPOR ANALYTICAL DETECTIONS AND SCREENING RESULTS: VILLAGE - VOCS

Location	Depth	Sample ID	Sample Date	Carbon disulfide			Carbon tetrachloride			Chlorobenzene			Chlorodibromomethane			Chloroethane			Chloroform			Chloromethane			Cyclohexane			1,2-Dibromoethane		
				780			0.21			69			57000						0.11									0.011		
				Result	Lab	URS	Result	Lab	URS	Result	Lab	URS	Result	Lab	URS	Result	Lab	URS	Result	Lab	URS	Result	Lab	URS	Result	Lab	URS	Result	Lab	URS
VMP-44	10 ft	VMP-44-10-041912	4/19/2012	<1.4	U		<2.9	U		<2.1	U		<3.9	U		<4.8	U		<2.2	U		<3.8	U		220			<3.5	U	
		VMP-44-10-072012	7/20/2012	<0.48	U		<0.96	U		<0.71	U		<1.3	U		<1.6	U		<0.75	U		<1.3	U		<0.53	U		<1.2	U	
		VMP-44-10-081012	8/10/2012	<0.28	U		<0.58	U		<0.42	U		<0.78	U		<0.96	U		<0.45	U		<0.76	U		<0.31	U		<0.7	U	
	20 ft	VMP-44-20-041912	4/19/2012	0.35			<0.63	U		<0.46	U		<0.86	U		<1.1	U		<0.49	U		<0.83	U		110			<0.77	U	
		VMP-44-20-072512	7/25/2012	0.061	J	J	<1.1	U		<0.79	U		<1.5	U		<1.8	U		<0.84	U		<1.4	U		120		J	<1.3	U	
	30 ft	VMP-44-30-041912	4/19/2012	0.038	J		<0.37	U		<0.27	U		<0.5	U		<0.62	U		<0.28	U		<0.48	U		13			<0.45	U	
		VMP-44-30-072512	7/25/2012	0.28			<0.062	U		<0.045	U		<0.083	U		<0.1	U		<0.048	U		<0.081	U		2.1			<0.075	U	
		VMP-44-30-072512-Dup	7/25/2012	0.28			<0.062	U		<0.045	U		<0.083	U		<0.1	U		<0.048	U		<0.081	U		2.1			<0.075	U	
VMP-45	10 ft	VMP-45-10-041912	4/19/2012	<0.011	J	U	<0.0058	U		<0.0042	U		<0.0078	U		<0.0096	U		<0.0045	U		<0.019	U		0.0012	J		<0.007	U	
		VMP-45-10-071912	7/19/2012	0.0055	J		<0.0059	U		<0.0043	U		<0.008	U		<0.0099	U		0.0022	J		0.0031	J	U	0.0018	J		<0.0072	U	
	20 ft	VMP-45-20-041912	4/19/2012	<0.18	U		<0.36	U		<0.26	U		<0.48	U		<0.6	U		<0.28	U		<0.47	U		2.4			<0.44	U	
		VMP-45-20-071912	7/19/2012	0.26			<0.11	U		<0.082	U		<0.15	U		<0.19	U		0.013	J		<0.37	U		0.22			<0.14	U	
	30 ft	VMP-45-30-041912	4/19/2012	0.036	J	J	<0.24	U		<0.18	U		<0.32	U		<0.4	U		<0.19	U		<0.32	U		3.4		J	<0.29	U	
		VMP-45-30-071912	7/19/2012	<0.03	U		<0.06	U		<0.044	U		<0.081	U		<0.1	U		<0.047	U		<0.079	U		0.072			<0.073	U	

SEE PAGES 50 THROUGH 56 OF TABLE FOR NOTES

TABLE 3
CUMULATIVE SUMMARY OF SOIL VAPOR ANALYTICAL DETECTIONS AND SCREENING RESULTS: VILLAGE - VOCS

Location	Depth	Sample ID	Sample Date	1,2-Dichlorobenzene			1,3-Dichlorobenzene			1,4-Dichlorobenzene			Dichlorodifluoromethane			1,1-Dichloroethane			1,2-Dichloroethane			1,1-Dichloroethene			cis-1,2-Dichloroethene			trans-1,2-Dichloroethene		
				290						1200						690			0.099			240			1100000			85		
				Result	Lab	URS	Result	Lab	URS	Result	Lab	URS	Result	Lab	URS	Result	Lab	URS	Result	Lab	URS	Result	Lab	URS	Result	Lab	URS	Result	Lab	URS
VMP-44	10 ft	VMP-44-10-041912	4/19/2012	<2.8	U		<2.8	U		<2.8	U		<2.3	U		<1.8	U		<1.8	U		<1.8	U		<1.8	U		<1.8	U	
		VMP-44-10-072012	7/20/2012	<0.92	U		<0.92	U		<0.92	U		<0.76	U		<0.62	U		<0.62	U		<0.61	U		<0.61	U		<0.61	U	
		VMP-44-10-081012	8/10/2012	<0.55	U		<0.55	U		<0.55	U		<0.45	U		<0.37	U		<0.37	U		<0.36	U		<0.36	U		<0.36	U	
	20 ft	VMP-44-20-041912	4/19/2012	<0.6	U		<0.6	U		<0.6	U		<0.5	U		<0.41	U		<0.41	U		<0.4	U		<0.4	U		<0.4	U	
		VMP-44-20-072512	7/25/2012	<1	U		<1	U		<1	U		<0.85	U		<0.69	U		<0.69	U		<0.68	U		<0.68	U		<0.68	U	
	30 ft	VMP-44-30-041912	4/19/2012	<0.35	U		<0.35	U		<0.35	U		<0.29	U		<0.24	U		<0.24	U		<0.23	U		<0.23	U		<0.23	U	
		VMP-44-30-072512	7/25/2012	<0.059	U		<0.059	U		<0.059	U		<0.048	U		<0.04	U		<0.04	U		<0.039	U		<0.039	U		<0.039	U	
		VMP-44-30-072512-Dup	7/25/2012	<0.059	U		<0.059	U		<0.059	U		<0.048	U		<0.04	U		<0.04	U		<0.039	U		<0.039	U		<0.039	U	
VMP-45	10 ft	VMP-45-10-041912	4/19/2012	<0.0055	U		<0.0055	U		<0.0055	U		0.0028	J		<0.0037	U		<0.0037	J	U	<0.0036	U		<0.0036	U		<0.0036	U	
		VMP-45-10-071912	7/19/2012	<0.0056	U		<0.0056	U		<0.0056	U		0.0026	J		<0.0038	U		<0.0038	U		<0.0037	U		<0.0037	U		<0.0037	U	
	20 ft	VMP-45-20-041912	4/19/2012	<0.34	U		<0.34	U		<0.34	U		<0.28	U		<0.23	U		<0.23	U		<0.23	U		<0.22	U		<0.22	U	
		VMP-45-20-071912	7/19/2012	<0.11	U		<0.11	U		<0.11	U		<0.088	U		<0.072	U		<0.072	U		<0.07	U		<0.07	U		<0.07	U	
	30 ft	VMP-45-30-041912	4/19/2012	<0.23	U		<0.23	U		<0.23	U		<0.19	U		<0.15	U		<0.15	U		<0.15	U		<0.15	U		<0.15	U	
		VMP-45-30-071912	7/19/2012	<0.057	U		<0.057	U		<0.057	U		<0.047	U		<0.039	U		<0.039	U		<0.038	U		<0.038	U		<0.038	U	

SEE PAGES 50 THROUGH 56 OF TABLE FOR NOTES

TABLE 3
CUMULATIVE SUMMARY OF SOIL VAPOR ANALYTICAL DETECTIONS AND SCREENING RESULTS: VILLAGE - VOCS

Location	Depth	Sample ID	Sample Date	Dichloromethane (Methylene			1,2-Dichloropropane			cis-1,3-Dichloropropene			trans-1,3-Dichloropropene			1,4-Dioxane			Ethanol			Ethylbenzene			4-Ethyltoluene			Freon 113		
				5.6			0.062			0.9			0.9			0.22						1400								
				Result	Lab	URS	Result	Lab	URS	Result	Lab	URS	Result	Lab	URS	Result	Lab	URS	Result	Lab	URS	Result	Lab	URS	Result	Lab	URS	Result	Lab	URS
VMP-44	10 ft	VMP-44-10-041912	4/19/2012	<1.6	U		<2.1	U		<2.1	U		<2.1	U		<6.6	U		<3.4	U		<2	U		<2.2	U		<3.5	U	
		VMP-44-10-072012	7/20/2012	<0.53	U		<0.71	U		<0.7	U		<0.7	U		<2.2	U		<1.2	U		0.1	J	J	0.51	J	J	<1.2	U	
		VMP-44-10-081012	8/10/2012	<0.32	U		<0.42	U		<0.42	U		<0.42	U		<1.3	U		<0.69	U		0.24	J	J	0.4	J	J	<0.7	U	
	20 ft	VMP-44-20-041912	4/19/2012	<0.35	U		<0.46	U		<0.46	U		<0.46	U		<1.4	U		<0.76	U		1.1			0.33	J	J	<0.77	U	
		VMP-44-20-072512	7/25/2012	<0.6	U		<0.79	U		<0.78	U		<0.78	U		<2.5	U		<1.3	U		<0.74	U		<0.84	U		<1.3	U	
	30 ft	VMP-44-30-041912	4/19/2012	<0.2	U		<0.27	U		<0.26	U		<0.26	U		<0.84	U		<0.44	U		1.6			0.52	J	J	<0.45	U	
		VMP-44-30-072512	7/25/2012	<0.034	U		<0.045	U		<0.044	U		<0.044	U		<0.14	U		0.094	J	J	0.82			0.17			<0.075	U	
		VMP-44-30-072512-Dup	7/25/2012	<0.034	U		<0.045	U		<0.044	U		<0.044	U		<0.14	U		0.092	J	J	0.83			0.16			<0.075	U	
VMP-45	10 ft	VMP-45-10-041912	4/19/2012	<0.032	J	U	<0.0042	U		<0.0042	U		<0.0042	U		<0.013	U		0.019		J	0.0017	J		<0.0045	U		<0.007	U	
		VMP-45-10-071912	7/19/2012	0.0012	J	U	<0.0043	U		<0.0042	U		<0.0042	U		0.0034	J		0.042			0.0055			0.0019	J		<0.0072	U	
	20 ft	VMP-45-20-041912	4/19/2012	<0.2	U		<0.26	U		<0.26	U		<0.26	U		<0.82	U		0.18	J		3.8			0.7			<0.44	U	
		VMP-45-20-071912	7/19/2012	0.6	J		<0.082	U		<0.081	U		<0.081	U		<0.26	U		0.4			0.022	J		<0.088	U		<0.14	U	
	30 ft	VMP-45-30-041912	4/19/2012	<0.13	U		<0.18	U		<0.17	U		<0.17	U		<0.55	U		<0.29	U		<0.16	U		0.052	J	J	<0.29	U	
		VMP-45-30-071912	7/19/2012	<0.033	U		<0.044	U		<0.043	U		<0.043	U		<0.14	U		<0.072	U		<0.041	U		<0.047	U		<0.073	U	

SEE PAGES 50 THROUGH 56 OF TABLE FOR NOTES

TABLE 3
CUMULATIVE SUMMARY OF SOIL VAPOR ANALYTICAL DETECTIONS AND SCREENING RESULTS: VILLAGE - VOCS

Location	Depth	Sample ID	Sample Date	Freon 114			Heptane			Hexachlorobutadiene			Hexane			2-Hexanone (Methyl N-Butyl			Isopentane			Isopropylbenzene (Cumene) 600			4-Methyl-2-pentanone (Methyl			Methyl tert-Butyl Ether (MTBE) 3400		
				Result	Lab	URS	Result	Lab	URS	Result	Lab	URS	Result	Lab	URS	Result	Lab	URS	Result	Lab	URS	Result	Lab	URS	Result	Lab	URS	Result	Lab	URS
VMP-44	10 ft	VMP-44-10-041912	4/19/2012	<3.2	U		39			<20	U		86			<7.5	U		610			<2.2	U		<1.9	U		<1.6	U	
		VMP-44-10-072012	7/20/2012	<1.1	U		73		J	<6.5	U		120		J	<2.5	U		300		J	<0.75	U		<0.63	U		<0.55	U	
		VMP-44-10-081012	8/10/2012	<0.64	U		61		J	<3.9	U		110		J	<1.5	U		250		J	0.076	J	J	<0.37	U		<0.33	U	
	20 ft	VMP-44-20-041912	4/19/2012	<0.7	U		110			<4.3	U		270			<1.6	U		580			0.2	J		<0.41	U		<0.36	U	
		VMP-44-20-072512	7/25/2012	<1.2	U		100		J	<7.3	U		250		J	<2.8	U		500			<0.84	U		<0.7	U		<0.62	U	
	30 ft	VMP-44-30-041912	4/19/2012	<0.41	U		3.3			<2.5	U		16			<0.96	U		140			0.19	J		0.48			<0.21	U	
		VMP-44-30-072512	7/25/2012	<0.068	U		0.94			<0.42	U		3.3			<0.16	U		11			0.077			<0.04	U		<0.035	U	
		VMP-44-30-072512-Dup	7/25/2012	<0.068	U		0.96			<0.42	U		3.3			<0.16	U		12			0.08			<0.04	U		<0.035	U	
VMP-45	10 ft	VMP-45-10-041912	4/19/2012	<0.0064	U		0.0022	J		<0.039	U		0.0041			<0.015	U		0.0025	J		0.032			0.18			<0.0033	UJ	UJ
		VMP-45-10-071912	7/19/2012	<0.0065	U		0.013			<0.04	U		0.001	J		0.0032	J		0.002	J		0.044			0.25			<0.0034	U	
	20 ft	VMP-45-20-041912	4/19/2012	<0.4	U		<0.23	U		<2.4	U		0.73			<0.93	U		4.7			0.18	J		<0.23	U		<0.2	U	
		VMP-45-20-071912	7/19/2012	<0.12	U		0.074			<0.76	U		0.06	J		<0.29	U		0.98			0.028	J		<0.073	U		<0.064	U	
	30 ft	VMP-45-30-041912	4/19/2012	<0.27	U		3.1		J	<1.6	U		0.57		J	<0.62	U		4.5		J	0.23		J	<0.16	U		<0.14	U	
		VMP-45-30-071912	7/19/2012	<0.067	U		<0.039	U		<0.41	U		<0.034	U		<0.16	U		0.13			0.05			0.12			<0.034	U	

SEE PAGES 50 THROUGH 56 OF TABLE FOR NOTES

TABLE 3
CUMULATIVE SUMMARY OF SOIL VAPOR ANALYTICAL DETECTIONS AND SCREENING RESULTS: VILLAGE - VOCS

Location	Depth	Sample ID	Sample Date	2-Propanol			n-Propylbenzene			Styrene 1400			1,1,2,2-Tetrachloroethane			Tetrachloroethene 0.55			Tetrahydrofuran			Toluene 6200			1,2,4-Trichlorobenzene 11			1,1,1-Trichloroethane (Methyl 6600		
				Result	Lab	URS	Result	Lab	URS	Result	Lab	URS	Result	Lab	URS	Result	Lab	URS	Result	Lab	URS	Result	Lab	URS	Result	Lab	URS	Result	Lab	URS
VMP-44	10 ft	VMP-44-10-041912	4/19/2012	<4.5	U		<2.2	U		<1.9	U		<3.1	U		<3.1	U		<1.3	U		0.59	J		<14	U		<2.5	U	
		VMP-44-10-072012	7/20/2012	<1.5	U		<0.75	U		<0.65	U		<1	U		<1	U		<0.45	U		0.78		J	<4.6	U		<0.84	U	
		VMP-44-10-081012	8/10/2012	<0.9	U		<0.45	U		<0.39	U		<0.63	U		<0.62	U		<0.27	U		0.55		J	<2.7	U		<0.5	U	
	20 ft	VMP-44-20-041912	4/19/2012	<0.99	U		0.1	J		<0.43	U		<0.69	U		0.14	J		<0.3	U		1.2			<3	U		<0.55	U	
		VMP-44-20-072512	7/25/2012	<1.7	U		<0.84	U		<0.73	U		<1.2	U		<1.2	U		<0.5	U		0.32	J	J	<5.1	U		<0.94	U	
	30 ft	VMP-44-30-041912	4/19/2012	<0.58	U		0.16	J		<0.25	U		<0.4	U		<0.4	U		<0.17	U		0.39			<1.7	U		<0.32	U	
		VMP-44-30-072512	7/25/2012	0.039	J		0.072			<0.042	U		<0.067	U		<0.066	U		<0.029	U		0.34			<0.29	U		<0.053	U	
		VMP-44-30-072512-Dup	7/25/2012	0.044	J		0.068			<0.042	U		<0.067	U		<0.066	U		<0.029	U		0.34			<0.29	U		<0.053	U	
VMP-45	10 ft	VMP-45-10-041912	4/19/2012	0.023			<0.0045	U		<0.0039	U		<0.0063	U		<0.0062	U		0.0044			0.02			<0.027	U		<0.005	J	U
		VMP-45-10-071912	7/19/2012	0.048			0.00071	J		0.0028	J		<0.0064	U		0.0031	J		0.0053			0.13			<0.028	U		<0.0051	U	
	20 ft	VMP-45-20-041912	4/19/2012	0.053	J		0.24	J		<0.24	U		<0.39	U		<0.39	U		<0.17	U		1.9			<1.7	U		<0.31	U	
		VMP-45-20-071912	7/19/2012	0.096	J		<0.088	U		0.026	J		<0.12	U		<0.12	U		<0.052	U		0.25			<0.53	U		<0.097	U	
	30 ft	VMP-45-30-041912	4/19/2012	<0.38	U		0.16	J	J	<0.16	U		<0.26	U		<0.26	U		<0.11	U		0.18		J	<1.1	U		<0.21	U	
		VMP-45-30-071912	7/19/2012	<0.094	U		<0.047	U		<0.041	U		<0.066	U		<0.065	U		<0.028	U		0.086			<0.28	U		<0.052	U	

SEE PAGES 50 THROUGH 56 OF TABLE FOR NOTES

TABLE 3
CUMULATIVE SUMMARY OF SOIL VAPOR ANALYTICAL DETECTIONS AND SCREENING RESULTS: VILLAGE - VOCS

Location	Depth	Sample ID	Sample Date	1,1,2-Trichloroethane			Trichloroethene			Trichlorofluoromethane			1,2,4-Trimethylbenzene			1,3,5-Trimethylbenzene			2,2,4-Trimethylpentane			Vinyl chloride			m,p-Xylene			o-Xylenes		
				170000			1.5			860												0.29			130			120		
				Result	Lab	URS	Result	Lab	URS	Result	Lab	URS	Result	Lab	URS	Result	Lab	URS	Result	Lab	URS	Result	Lab	URS	Result	Lab	URS	Result	Lab	URS
VMP-44	10 ft	VMP-44-10-041912	4/19/2012	<2.5	U		<2.4	U		<2.6	U		<2.2	U		<2.2	U		1200			<1.2	U		0.89	J		<2	U	
		VMP-44-10-072012	7/20/2012	<0.84	U		<0.82	U		<0.86	U		0.29	J	J	0.47	J	J	1200			<0.39	U		1.8		J	0.66	J	J
		VMP-44-10-081012	8/10/2012	<0.5	U		<0.49	U		<0.51	U		0.25	J	J	0.3	J	J	800			<0.23	U		1.3		J	0.41		J
	20 ft	VMP-44-20-041912	4/19/2012	<0.55	U		<0.54	U		<0.56	U		0.1	J		0.23	J		350			<0.26	U		0.86			0.5		
		VMP-44-20-072512	7/25/2012	<0.94	U		<0.92	U		<0.96	U		<0.84	U		<0.84	U		500		J	<0.44	U		<0.74	U		<0.74	U	
	30 ft	VMP-44-30-041912	4/19/2012	<0.32	U		<0.31	U		<0.33	U		0.16	J		0.075	J		23			<0.15	U		0.88			0.053	J	
		VMP-44-30-072512	7/25/2012	<0.053	U		<0.053	U		<0.055	U		0.025	J		0.042	J		1.4			<0.025	U		0.34			0.024	J	
		VMP-44-30-072512-Dup	7/25/2012	<0.053	U		<0.053	U		<0.055	U		0.028	J		0.038	J		1.4			<0.025	U		0.35			0.026	J	
VMP-45	10 ft	VMP-45-10-041912	4/19/2012	<0.005	U		<0.0049	U		0.0014	J		<0.0045	U		<0.0045	U		0.043			<0.0023	U		0.0046			<0.004	U	
		VMP-45-10-071912	7/19/2012	<0.0051	U		<0.005	U		0.0017	J	J	0.0017	J		0.00057	J		0.002	J	U	<0.0024	U		0.014			0.0035	J	
	20 ft	VMP-45-20-041912	4/19/2012	<0.31	U		<0.31	U		<0.32	U		0.4			0.19	J		130			<0.14	U		8			2.5		
		VMP-45-20-071912	7/19/2012	<0.097	U		<0.096	U		<0.1	U		<0.088	U		<0.088	U		23			<0.046	U		0.065	J		0.015	J	
	30 ft	VMP-45-30-041912	4/19/2012	<0.21	U		<0.2	U		<0.21	U		<0.19	U		<0.19	U		400			<0.098	U		0.27		J	<0.16	U	
		VMP-45-30-071912	7/19/2012	<0.052	U		<0.051	U		<0.054	U		<0.047	U		<0.047	U		9.1			<0.024	U		<0.041	U		<0.041	U	

Notes
< Indicates the constituent was not detected at the indicated reporting limit
Lab Qualifiers
J = Estimated value (e.g. results between the MDL and RL)
U = Compound analyzed for but not detected above the RL
URS Qualifiers
J = Estimated detection
UJ = Estimated non-detect
U = Non-detect due to blank contamination

SEE PAGES 22 THROUGH 28 OF TABLE FOR NOTES

TABLE 4
CUMULATIVE SUMMARY OF SOIL VAPOR ANALYTICAL DETECTIONS AND SCREENING RESULTS: PUBLIC WORKS YARD AND WRR - VOCS

Location	Depth	Sample ID	Sample Date	Acetone 750000			alpha-Chlorotoluene			Benzene 2.8			Bromodichloromethane 450000			Bromoform 52			Bromomethane 42			1,3-Butadiene			Butane			2-Butanone 40000		
				Result (mg/m^3)	Lab Qualifier	URS Qualifier	Result (mg/m^3)	Lab Qualifier	URS Qualifier	Result (mg/m^3)	Lab Qualifier	URS Qualifier	Result (mg/m^3)	Lab Qualifier	URS Qualifier	Result (mg/m^3)	Lab Qualifier	URS Qualifier	Result (mg/m^3)	Lab Qualifier	URS Qualifier	Result (mg/m^3)	Lab Qualifier	URS Qualifier	Result (mg/m^3)	Lab Qualifier	URS Qualifier	Result (mg/m^3)	Lab Qualifier	URS Qualifier
VMP-10	5 ft	VMP-10-5	11/11/2009	0.033			<0.005	U		0.02			<0.007	U		<0.011	U		<0.004	U		<0.002	U					0.0032		
		VMP-10-5-090710	9/7/2010	0.024			<0.0068	U		0.1			<0.0088	U		<0.014	U		0.0024	J		<0.0029	U					0.004		
		VMP-10-5-111810	11/17/2010	0.0074	J		<0.0063	U		0.00098	J		0.0015	J		<0.012	U		<0.0047	U		<0.0027	U					0.002	J	
		VMP-10-5-021011	2/10/2011	<0.011	U		<0.0062	U		<0.0038	U		<0.008	U		<0.012	U		<0.0046	U		<0.0026	U					<0.0035	U	
		VMP-10-5-040511	4/5/2011	0.035			<0.0057	U		0.38			<0.0074	U		<0.011	U		<0.0043	U		<0.0024	U		0.013			0.0082	J	
		VMP-10-5-07/2911	7/29/2011	0.13			<0.0069	U		0.07			<0.009	U		<0.014	U		<0.0052	U		<0.003	U		<0.013	U		0.016	J	
		VMP-10-5-110411	11/4/2011	0.018			<0.0036	U		0.0033			<0.0046	U		<0.0072	U		<0.0027	U		<0.0015	U		<0.0066	U		0.0071	J	
		VMP-10-5-012512	1/26/2012	0.007	J		<0.0045	U		0.018			0.00086	J		<0.009	U		<0.0034	U		<0.0019	U		0.0059	J		0.0033	J	
		VMP-10-5-041212	4/12/2012	0.04			<0.0049	U		0.0078			<0.0063	U		<0.0097	U		<0.036	U		<0.0021	U		0.011			0.013		
		VMP-10-5-071312	7/13/2012	0.033			<0.005	U		0.0025	J		<0.0065	U		<0.01	U		<0.037	U	UJ	<0.0021	U		<0.0092	U		0.0057	J	
	10 ft	VMP-10-10	11/11/2009	<0.011	U		<0.005	U		<0.003	U		<0.007	U		<0.012	U		<0.004	U		<0.002	U					<0.003	U	
		VMP-10-10-090710	9/7/2010	0.023			<0.0068	U		0.075			<0.0088	U		<0.014	U		<0.0051	U		<0.0029	U					0.0033	J	
		VMP-10-10-111810	11/17/2010	0.01	J		<0.0067	U		0.001	J		0.0023	J		<0.013	U		<0.005	U		<0.0028	U					0.0018	J	
		VMP-10-10-021111	2/11/2011	0.011			<0.0052	U		0.0011	J		<0.0068	U		<0.01	U		<0.0039	U		<0.0022	U					0.0081		
		VMP-10-10-040611	4/6/2011	0.0084	J		<0.0068	J	U	0.067			<0.0088	U		<0.014	U		<0.0051	U		<0.0029	U		0.0086	J		0.0015	J	
		VMP-10-10-072911	7/29/2011	0.061			<0.0071	U		0.072			<0.0092	U		<0.014	U		<0.0054	U		<0.003	U		<0.013	U		0.023		
		VMP-10-10-110411	11/4/2011	0.012		J	<0.0046	U		0.0063			<0.006	J	U	<0.0092	J	U	<0.0035	U		<0.002	U		<0.0085	U		0.0045	J	
		VMP-10-10-110411-DUP	11/4/2011	0.051		J	<0.0046	U		0.0067			<0.006	U		<0.0092	J	U	<0.0035	U		<0.002	U		<0.0085	U		0.01	J	
		VMP-10-10-012512	1/26/2012	0.017			<0.0045	U		0.0042		J	<0.0059	U		<0.009	U		<0.0034	U		<0.0019	U		<0.0083	U	UJ	0.014		
		VMP-10-10-012512-DUP	1/26/2012	0.02			<0.0047	U		0.048		J	0.0007	J		<0.0094	U		<0.0036	U		<0.002	U		0.026		J	0.015		
		VMP-10-10-041112	4/11/2012	0.084			<0.0049	U		0.0096			<0.0064	U		<0.0099	U		<0.037	U		<0.0021	U		0.0039	J		0.034		
		VMP-10-10-071312	7/13/2012	0.029			<0.0049	U		0.01			<0.0063	U		<0.0097	U		<0.036	U	UJ	<0.0021	U		<0.0089	U		0.0038	J	
	20 ft	VMP-10-20	11/11/2009	0.014			<0.005	U		<0.003	U		<0.007	U		<0.012	U		<0.004	U		<0.002	U					<0.003	U	
		VMP-10-20-D	11/11/2009	0.026			<0.006	U		<0.003	U		<0.008	U		<0.013	U		<0.004	U		<0.002	U					0.0058		
		VMP-10-20-090710	9/7/2010	0.036			<0.0071	U		0.039		J	<0.0092	U		<0.014	U		<0.0054	U		<0.003	U					0.0058		
		VMP-10-20-090710-DUP	9/7/2010	0.029			<0.0067	U		0.019		J	<0.0086	U		<0.013	U		<0.005	U		<0.0028	U					0.0046		
		VMP-10-20-111810	11/17/2010	0.0093	J	J	<0.013	U		<0.0078	U		0.0042	J		<0.025	U		<0.0095	U		<0.0054	U					<0.0072	U	
		VMP-10-20-111810-Dup	11/17/2010	0.14		J	<0.0064	U		0.0017	J		0.0017	J		<0.013	U		<0.0048	U		<0.0027	U					0.0014	J	
		VMP-10-20-021111	2/11/2011	0.0092	J		<0.0063	U		0.02			<0.0082	U		<0.013	U		<0.0047	U		<0.0027	U					<0.0036	U	
		VMP-10-20-040611	4/6/2011	0.05			<0.0076	J	U	0.18			<0.0098	U		<0.015	U		<0.0057	U		<0.0032	U		0.022			0.096		
		VMP-10-20-072911	7/29/2011	0.055			<0.0071	U		0.12			<0.0091	U		<0.014	U		<0.0053	U		<0.003	U		<0.013	U		0.016		
		VMP-10-20-110411	11/4/2011	0.014			<0.0046	U		0.0042			<0.006	U		<0.0092	J	U	<0.0035	U		<0.002	U		0.0064	J		0.007	J	
		VMP-10-20-012612	1/26/2012	0.031			<0.0043	U		0.066			0.00095	J		<0.0087	U		<0.0033	U		<0.0018	U		0.01			0.028		
		VMP-10-20-041212	4/12/2012	0.032			<0.0049	U		0.011			<0.0063	U		<0.0097	U		<0.036	U		<0.0021	U		0.0052	J		0.0068	J	
		VMP-10-20-071612	7/16/2012	0.021	J		<0.0046	U		0.0084			<0.006	U		<0.0092	U		<0.035	U	UJ	<0.002	U		<0.0085	U		0.003	J	
	30 ft	VMP-10-30	11/13/2009	<0.012	U		<0.006	U		0.19			<0.008	U		<0.013	U		<0.004	U		<0.002	U					<0.003	U	
		VMP-10-30-041212	4/12/2012	0.087			<0.0051	U		0.0039			<0.0066	U		<0.01	U		<0.038	J	UJ	<0.0022	U		0.0024	J		0.029		
		VMP-10-30-071612	7/16/2012	0.021			<0.0045	U		0.013			<0.0058	U		<0.0089	U		<0.034	U	UJ	<0.0019	U		<0.0082	U		0.0041	J	
VMP-11	5 ft	VMP-11-5	11/17/2009	<0.085	U		<0.046	U		4.9			<0.06	U		<0.092	U		<0.035	U		<0.02	U					<0.026	U	
		VMP-11-5-090710	9/7/2010	0.036			<0.0064	U		0.014			<0.0083	U		<0.013	U		<0.0048	U		<0.0027	U					0.0048		
		VMP-11-5-112210	11/22/2010	0.015			<0.0067	U		0.00089	J		<0.0086	U		<0.013	U		<0.005	U		<0.0028	U					0.0034	J	
		VMP-11-5-021511	2/15/2011	0.018			<0.0059	U		0.0023	J		<0.0076	U		<0.012	U		<0.0044	U		<0.0025	U					0.0028	J	
		VMP-11-5-040611	4/6/2011	0.02	J		<0.056	U		8.9			<0.072	U		<0.11	U		<0.042	U		<0.024	U		0.86			<0.13	U	
		VMP-11-5-080711	8/7/2011	0.065	J		<0.077	U		0.1			<0.1	U		<0.15	U		<0.058	U		<0.033	U		<0.14	U		<0.18	U	
		VMP-11-5-111111	11/11/2011	0.0078	J		<0.015	U		0.016			<0.02	U		<0.03	U		<0.011	U		<0.0065	U		0.74			<0.035	U	
		VMP-11-5-012612	1/26/2012	0.014			<0.0045	U		0.0017	J		<0.0059	U		<0.009	U		<0.0034	U		<0.0019	U		<0.0083	U		0.0036	J	
		VMP-11-5-041912	4/19/2012	0.042			<0.0051	U		0.061			<0.0066	U		<0.01	U		<0.038	U		<0.0022	U		0.0034	J		0.047		
		VMP-11-5-071912	7/16/2012	0.036			0.001	J	U	0.006			<0.0085	U		<0.013	U		<0.049	U	UJ	<0.0028	U		<0.012	U		0.004	J	
	8 ft	VMP-11-8	11/17/2009	0.04			<0.006	U		0.46			<0.008	U		<0.013	U		<0.004	U		<0.002	U					0.0069		
		VMP-11-8-090810	9/8/2010	0.017			<0.0067	U		0.024			<0.0086	U		<0.013	U		<0.005	U		<0.0028	U					0.0023	J	
		VMP-11-8-112210	11/22/2010	0.014			<0.0067	U		0.0017	J		<0.0086	U		<0.013	U		<0.005	U		<0.0028	U					<0.0038	U	
		VMP-11-8-021111	2/11/2011	0.0085	J		<0.0065	U		0.03			<0.0084	U		<0.013	U		<0.0048	U		<0.0028	U					<0.0037	U	
		VMP-11-8-021111-DUP	2/11/2011	0.0066	J		<0.0061	U		0.014			<0.0079	U		<0.012	U		<0.0046	U		<0.0026	U					<0.0035	U	
		VMP-11-8-040611	4/6/2011	<0.053	U		<0.029	U		6.2			<0.037	U		<0.057	U		<0.022	U		<0.012	U		0.23			<0.065	U	
		VMP-11-8-040611-DUP	4/6/2011	0.018	J		<0.025	U		5.5			<0.032	U		<0.05	U		<0.019	U		<0.011	U		0.17			<0.057	U	
		VMP-11-8-080711	8/7/2011	0.057	J		<0.077	U		0.33			<0.1	U		<0.15	U		<0.058	U		<0.033	U		<0.14	U		0.028	J	
		VMP-11-8-111411	11/14/2011	0.019			<0.0046	U		0.7			<0.0059	U		<0.0091	U		<0.0034	U		<0.0019	U		0.042			0.0052	J	
		VMP-11-8-012612	1/26/2012	0.0075	J		<0.0044	U		0.0016	J		<0.0057	U		<0.0088	U		<0.0033	U		<0.0019	U		<0.0081	U		0.0035	J	
		VMP-11-8-041912	4/19/2012	0.039			<0.0051	U		0.11			<0.0066	U		<0.01	U		<0.038	U		<0.0022	U		0.0042	J		0.054		
		VMP-11-8-072012	7/20/2012	0.025			<0.0051	U		0.0017	J		<0.0066	U		<0.01	U		<0.038	U		<0.0022	U		<0.0093	U		<0.012	U	
	29 ft	VMP-11-29	11/18/2009	<81	U		<44	U		8600			<57	U		<88	U		<33	U		<19	U					<25	U	
		VMP-11-29-090810	9/8/2010	<0.31	U		<0.17	U		120			<0.22	U		<0.33	U		<0.12	U		<0.071	U					<0.095	U	
		VMP-11-29-112210	11/22/2010	<4.4	U		<2.4	U		460			<3.1	U		<4.8	U		<1.8	U		<1	U					<1.4	U	
		VMP-11-29-112210-Dup	11/22/2010	<3	U		<1.6	U		440			<2.1	U		<3.3	U		<1.2	U		<0.71	U					<0.94	U	
		VMP-11-29-021411	2/14/2011	0.01	J		<0.0065	U		0.0042			<0.0084	U		<0.013	U		<0.0048	U		<0.0028	U					<0.0037	U	
		VMP-11-29-040611	4/6/2011	0.023	J		<0.049	U		9.4			<0.063	U		<0.098	U		<0.037	U		<0.021	U		0.26			<0.11	U	
		VMP-11-29-082511	8/25/2011	0.018			<0.0071	U		0.0039	J		<0.0092	U		<0.014	U		<0.0054	U		<0.003	U		<0.013	U		0.0069	J	
		VMP-11-29-082511-Dup	8/25/2011	0.023			<0.0071	U		0.0039	J		<0.0092	U		<0.014	U		<0.0054	U		<0.003	U		<0.013	U		0.0062	J	
		VMP-11-29-111411	11/14/2011	0.015			<0.0045	U		0.009			<0.0059	U		<0.009	U		<0.0034	U		<0.0019	U		<0.0083	U		0.003	J	
		VMP-11-29-012612	1/26/2012	0.0049	J		<0.0043	U		0.0016	J		0.0026	J		<0.0087	U		<0.0033	U		<0.0018	U		<0.008	U		0.0012	J	
		VMP-11-29-042712	4/27/2012	0.014	J		<0.0045	U		0.14			<0.0059	U		<0.009	U		<0.034	U		<0.0019	U		<0.0083	U		0.016		
		VMP-11-29-072012	7/23/2012	0.11			0.0017	J	U	0.018			0.0023	J		<0.009	U		<0.034	U		<0.0019	U		0.005	J		0.021		
	38 ft	VMP-11-38	11/18/2009	<230	U		<130	U		31000			<160	U		<250	U		<96	U		<54	U					<73	U	
		VMP-11-38-042312	4/23/2012	<0.62	U		<1.4	U		370			<0.44	U		<0.68	U		<0.25	U		<0.14	U		0.13	J		<0.77	U	
		VMP-11-38-042312-DUP	4/23/2012	<2.2	U		<4.7	U		380			<1.5	U		<2.4	U		<0.89	U		<0.51	U		<2.2	U		<2.7	U	
		VMP-11-38-072312	7/23/2012	<1	U		<0.56	U		170			<0.73	U		<1.1	U		<0.42	U		<0.24	U		<1	U		<1.3	U	

SEE PAGES 22 THROUGH 28 OF TABLE FOR NOTES

TABLE 4
CUMULATIVE SUMMARY OF SOIL VAPOR ANALYTICAL DETECTIONS AND SCREENING RESULTS: PUBLIC WORKS YARD AND WRR - VOCS

Location	Depth	Sample ID	Sample Date	Carbon disulfide			Carbon tetrachloride			Chlorobenzene			Chlorodibromomethane			Chloroethane			Chloroform			Chloromethane			Cyclohexane			1,2-Dibromoethane		
				5300			1.5			420			57000						0.92									0.06		
				Result (mg/m^3)	Lab Qualifier	URS Qualifier	Result (mg/m^3)	Lab Qualifier	URS Qualifier	Result (mg/m^3)	Lab Qualifier	URS Qualifier	Result (mg/m^3)	Lab Qualifier	URS Qualifier	Result (mg/m^3)	Lab Qualifier	URS Qualifier	Result (mg/m^3)	Lab Qualifier	URS Qualifier	Result (mg/m^3)	Lab Qualifier	URS Qualifier	Result (mg/m^3)	Lab Qualifier	URS Qualifier	Result (mg/m^3)	Lab Qualifier	URS Qualifier
VMP-10	5 ft	VMP-10-5	11/11/2009	<0.003	U		<0.006	U		<0.005	U		<0.009	U		<0.002	U		<0.005	U		<0.009	U		<0.003	U		<0.008	U	
		VMP-10-5-090710	9/7/2010	0.01			<0.0083	U		<0.0061	U		<0.011	U		<0.0035	U		<0.0064	U		<0.011	U		0.0092			<0.01	U	
		VMP-10-5-111810	11/17/2010	<0.0038	U		0.001	J		<0.0056	U		<0.01	U		<0.0032	U		<0.0059	U		<0.01	U		0.0048			<0.0093	U	
		VMP-10-5-021011	2/10/2011	<0.0037	U		<0.0075	U		<0.0055	U		<0.01	U		<0.0031	U		<0.0058	U		<0.0098	U		0.023			<0.0091	U	
		VMP-10-5-040511	4/5/2011	<0.014	U		<0.0069	U		<0.0051	U		<0.0094	U		<0.012	U		<0.0054	U		<0.0091	U		0.0053			<0.0084	U	
		VMP-10-5-07/2911	7/29/2011	0.0079	J		<0.0084	U		<0.0062	U		<0.011	U		<0.014	U		<0.0065	U		<0.011	U		<0.0046	U		<0.01	U	
		VMP-10-5-110411	11/4/2011	<0.0086	U		<0.0044	U		<0.0032	U		<0.0059	U		<0.0073	U		<0.0034	U		<0.0057	U		<0.0024	U		<0.0053	U	
		VMP-10-5-012512	1/26/2012	<0.011	U		<0.0055	U		<0.004	U		<0.0074	U		<0.0092	U		<0.0043	U		<0.0072	U		0.00067	J		<0.0067	U	
		VMP-10-5-041212	4/12/2012	<0.012	J	U	<0.0059	U		<0.0043	J	U	<0.008	U		<0.0099	U		<0.0046	U		<0.019	U		<0.0032	U		<0.0072	U	
		VMP-10-5-071312	7/13/2012	0.005	J	U	<0.0061	U		0.0041	J	U	<0.0082	U		<0.01	U		<0.0047	U		<0.02	U		0.0015	J	U	<0.0074	U	
	10 ft	VMP-10-10	11/11/2009	<0.003	U		<0.007	U		<0.005	U		<0.009	U		<0.003	U		<0.005	U		<0.009	U		<0.003	U		<0.008	U	
		VMP-10-10-090710	9/7/2010	0.04			<0.0083	U		<0.0061	U		<0.011	U		<0.0035	U		<0.0064	U		<0.011	U		0.0052			<0.01	U	
		VMP-10-10-111810	11/17/2010	<0.004	U		0.0012	J		<0.0059	U		<0.011	U		<0.0034	U		<0.0063	U		<0.011	U		0.0053			<0.0099	U	
		VMP-10-10-021111	2/11/2011	<0.0031	U		<0.0064	U		<0.0046	U		<0.0086	U		<0.0027	U		<0.0049	U		<0.0083	U		0.0034	J		<0.0078	U	
		VMP-10-10-040611	4/6/2011	0.0014	J		<0.0083	U		<0.0061	J	U	0.0024	J		<0.014	U		<0.0064	U		<0.011	U		0.0021	J		<0.01	J	U
		VMP-10-10-072911	7/29/2011	0.0088	J		<0.0087	U		<0.0064	U		<0.012	U		<0.014	U		<0.0067	U		0.0018	J		0.0019	J		<0.011	U	
		VMP-10-10-110411	11/4/2011	<0.011	J	U	<0.0056	U		<0.0041	J	U	<0.0076	U		<0.0094	U		<0.0044	U		<0.0074	U		<0.0031	U		<0.0069	U	
		VMP-10-10-110411-DUP	11/4/2011	<0.011	J	U	<0.0056	U		<0.0041	J	U	<0.0076	J	U	<0.0094	U		<0.0044	U		<0.0074	U		<0.0031	U		<0.0069	U	
		VMP-10-10-012512	1/26/2012	<0.011	U		<0.0055	U		<0.004	U		<0.0074	U		<0.0092	U		<0.0043	U		<0.0072	U		<0.003	U		<0.0067	U	
		VMP-10-10-012512-DUP	1/26/2012	<0.011	U		<0.0058	U		<0.0042	U		<0.0078	U		<0.0096	U		<0.0045	U		<0.0076	U		0.0029	J		<0.007	U	
		VMP-10-10-041112	4/11/2012	<0.012	U		<0.006	U		<0.0044	U		<0.0081	U		<0.01	U		<0.0047	U		0.0079	J		0.0069			<0.0073	U	
		VMP-10-10-071312	7/13/2012	0.0035	J	U	<0.0059	U		0.0038	J	U	<0.008	U		<0.0099	U		<0.0046	U		<0.019	U		0.00093	J	U	<0.0072	U	
	20 ft	VMP-10-20	11/11/2009	<0.003	U		<0.007	U		<0.005	U		<0.009	U		<0.003	U		<0.005	U		<0.009	U		<0.003	U		<0.008	U	
		VMP-10-20-D	11/11/2009	<0.003	U		<0.007	U		<0.005	U		<0.01	U		<0.003	U		<0.006	U		<0.01	U		<0.004	U		<0.009	U	
		VMP-10-20-090710	9/7/2010	0.0021	J		<0.0087	U		<0.0064	U		<0.012	U		<0.0036	U		<0.0067	U		<0.011	U		0.0035	J		<0.011	U	
		VMP-10-20-090710-DUP	9/7/2010	0.0034	J		<0.0081	U		<0.0059	U		<0.011	U		<0.0034	U		<0.0063	U		<0.011	U		0.002	J		<0.0099	U	
		VMP-10-20-111810	11/17/2010	<0.0076	U		<0.015	U		<0.011	U		<0.021	U		<0.0064	U		0.0017	J		<0.02	U		0.0025	J		<0.019	U	
		VMP-10-20-111810-Dup	11/17/2010	<0.0038	U		<0.0078	U		<0.0057	U		<0.01	U		<0.0032	U		0.0014	J		<0.01	U		0.0056			<0.0095	U	
		VMP-10-20-021111	2/11/2011	<0.0038	U		<0.0077	U		<0.0056	U		<0.01	U		<0.0032	U		<0.006	U		<0.01	U		0.0027	J		<0.0094	U	
		VMP-10-20-040611	4/6/2011	<0.018	J	U	<0.0092	U		<0.0068	J	U	<0.012	U		<0.016	U		<0.0072	U		<0.012	U		0.0034	J		<0.011	U	
		VMP-10-20-072911	7/29/2011	<0.017	U		<0.0086	U		<0.0063	U		<0.012	U		<0.014	U		<0.0067	U		<0.011	U		<0.0047	U		<0.01	U	
		VMP-10-20-110411	11/4/2011	<0.011	J	U	<0.0056	U		<0.0041	J	U	<0.0076	U		<0.0094	U		<0.0044	U		<0.0074	U		<0.0031	U		<0.0069	U	
		VMP-10-20-012612	1/26/2012	<0.01	U		<0.0053	U		<0.0039	U		<0.0072	U		<0.0089	U		<0.0041	U		<0.0069	U		0.0062			<0.0064	U	
		VMP-10-20-041212	4/12/2012	<0.012	J	U	<0.0059	U		<0.0043	J	U	<0.008	U		<0.0099	U		<0.0046	U		<0.019	U		<0.0032	U		<0.0072	U	
		VMP-10-20-071612	7/16/2012	0.0034	J	U	<0.0056	U		0.0033	J	U	<0.0076	U		<0.0094	U		<0.0044	U		<0.018	U		0.0017	J	U	<0.0069	U	
	30 ft	VMP-10-30	11/13/2009	<0.003	U		<0.007	U		<0.005	U		<0.01	U		<0.003	U		0.016			<0.01	U		<0.004	U		<0.009	U	
		VMP-10-30-041212	4/12/2012	<0.012	U		<0.0062	U		<0.0045	U		<0.0083	U		<0.01	U		<0.0048	U		<0.02	U		0.005			<0.0075	U	
		VMP-10-30-071612	7/16/2012	0.0029	J	U	<0.0054	U		0.0034	J	U	<0.0074	U		<0.0091	U		0.001	J	U	<0.018	U		0.0025	J	U	<0.0066	U	
VMP-11	5 ft	VMP-11-5	11/17/2009	<0.028	U		<0.056	U		<0.041	U		<0.076	U		<0.024	U		<0.044	U		<0.074	U		<0.031	U		<0.069	U	
		VMP-11-5-090710	9/7/2010	0.0021	J		<0.0078	U		<0.0057	U		<0.01	U		<0.0032	U		0.0019	J		<0.01	U		0.0012	J		<0.0095	U	
		VMP-11-5-112210	11/22/2010	<0.004	J	U	<0.0081	U		<0.0059	U		<0.011	U		<0.0034	U		0.0039	J		<0.011	U		<0.0044	U		<0.0099	U	
		VMP-11-5-021511	2/15/2011	<0.0036	U		<0.0072	U		<0.0052	U		<0.0097	U		<0.003	U		0.0025	J		<0.0094	U		0.0089			<0.0088	U	
		VMP-11-5-040611	4/6/2011	0.0088	J		<0.068	U		<0.05	U		<0.092	U		<0.11	U		<0.053	U		0.055	J		0.082			<0.083	U	
		VMP-11-5-080711	8/7/2011	<0.046	U		<0.093	U		<0.068	U		<0.13	U		<0.16	U		<0.072	U		<0.12	U		<0.051	U		<0.11	U	
		VMP-11-5-111111	11/11/2011	<0.036	U		<0.018	U		<0.014	U		<0.025	U		<0.031	U		0.006	J		<0.024	U		0.14			<0.022	U	
		VMP-11-5-012612	1/26/2012	<0.011	U		<0.0055	U		<0.004	U		<0.0074	U		<0.0092	U		0.01			<0.0072	U		<0.003	U		<0.0067	U	
		VMP-11-5-041912	4/19/2012	<0.012	J	U	<0.0062	U		<0.0045	U		<0.0083	U		<0.01	U		<0.0048	U		<0.02	U		0.0013	J		<0.0075	U	
		VMP-11-5-071912	7/16/2012	0.0049	J	U	<0.008	U		0.0046	J	U	<0.011	U		<0.013	U		0.001	J	U	<0.026	U		0.0032	J		<0.0098	U	
	8 ft	VMP-11-8	11/17/2009	<0.003	U		<0.007	U		<0.005	U		<0.01	U		<0.003	U		<0.006	U		<0.01	U		<0.004	U		<0.009	U	
		VMP-11-8-090810	9/8/2010	<0.0049		U	<0.0081	U		<0.0059	U		<0.011	U		<0.0034	U		0.0014	J		<0.011	U		0.00085	J		<0.0099	U	
		VMP-11-8-112210	11/22/2010	<0.004	J	U	<0.0081	U		<0.0059	U		<0.011	U		<0.0034	U		<0.0063	U		<0.011	U		<0.0044	U		<0.0099	U	
		VMP-11-8-021111	2/11/2011	<0.0039	U		<0.0079	U		<0.0058	U		<0.011	U		<0.0033	U		0.0018	J		<0.01	U		0.0013	J		<0.0096	U	
		VMP-11-8-021111-DUP	2/11/2011	<0.0036	U		<0.0074	U		<0.0054	U		<0.01	U		<0.0031	U		0.0019	J		<0.0097	U		0.001	J		<0.009	U	
		VMP-11-8-040611	4/6/2011	<0.069	U		<0.035	U		<0.026	U		<0.047	U		<0.058	U		<0.027	U		<0.046	U		0.042			<0.043	U	
		VMP-11-8-040611-DUP	4/6/2011	0.0041	J		<0.03	U		<0.022	U		<0.041	U		<0.051	U		0.0029	J		<0.04	U		0.047			<0.037	U	
		VMP-11-8-080711	8/7/2011	<0.046	U		<0.093	U		<0.068	U		<0.13	U		<0.16	U		<0.072	U		<0.12	U		<0.051	U		<0.11	U	
		VMP-11-8-111411	11/14/2011	0.0037	J		<0.0055	U		<0.004	U		<0.0075	U		<0.0093	U		0.0026	J		<0.0073	U		0.0077			<0.0068	U	
		VMP-11-8-012612	1/26/2012	<0.011	U		<0.0054	U		<0.0039	U		<0.0073	U		<0.009	U		0.0094			<0.0071	U		<0.0029	U		<0.0066	U	
		VMP-11-8-041912	4/19/2012	<0.012	J	U	<0.0062	U		<0.0045	U		<0.0083	U		<0.01	U		<0.0048	U		<0.02	U		0.001	J		<0.0075	U	
		VMP-11-8-072012	7/20/2012	<0.012	U		<0.0062	U		<0.0045	U		<0.0083	U		<0.01	U		<0.0048	U		<0.02	U		<0.0034	U		<0.0075	U	
	29 ft	VMP-11-29	11/18/2009	<26	U		<53	U		<39	U		<72	U		<22	U		<42	U		<70	U		<29	U		<65	U	
		VMP-11-29-090810	9/8/2010	<0.1	U		<0.2	U		<0.15	U		<0.27	U		<0.085	U		<0.16	U		<0.27	U		0.068	J		<0.25	U	
		VMP-11-29-112210	11/22/2010	<1.4	U		<2.9	U		<2.1	U		<3.9	U		<1.2	U		<2.2	U		<3.8	U		<1.6	U		<3.5	U	
		VMP-11-29-112210-Dup	11/22/2010	<1	U		<2	U		<1.5	U		<2.7	U		<0.84	U		<1.6	U		<2.6	U		<1.1	U		<2.5	U	
		VMP-11-29-021411	2/14/2011	<0.0039	U		<0.0079	U		<0.0058	U		<0.011	U		<0.0033	U		0.0069			<0.01	U		0.032			<0.0096	U	
		VMP-11-29-040611	4/6/2011	0.0075	J		<0.059	U		<0.044	U		<0.08	U		<0.1	U		<0.046	U		<0.078	U		0.065			<0.073	U	
		VMP-11-29-082511	8/25/2011	<0.017	U		<0.0087	U		<0.0064	U		<0.012	U		<0.014	U		0.013			<0.011	U		<0.0048	U		<0.011	U	
		VMP-11-29-082511-Dup	8/25/2011	<0.017	U		<0.0087	U		<0.0064	U		<0.012	U		<0.014	U		0.013			<0.011	U		<0.0048	U		<0.011	U	
		VMP-11-29-111411	11/14/2011	<0.011	U		<0.0055	U		<0.004	U		<0.0074	U		<0.0092	U		0.014			<0.0072	U		0.0014	J		<0.0067	U	
		VMP-11-29-012612	1/26/2012	<0.01	U		<0.0053	U		<0.0039	U		<0.0072	U		<0.0089	U		0.024			<0.0069	U		<0.0029	U		<0.0064	U	
		VMP-11-29-042712	4/27/2012	<0.011	J	U	<0.0055	U		<0.004	J	U	<0.0074	U		<0.0092	U		0.019			<0.018	U		0.0029	J		<0.0067	U	
		VMP-11-29-072012	7/23/2012	0.009	J		<0.0055	U		<0.004	U		<0.0074	U		<0.0092	U		0.019			<0.018	U		0.0067			<0.0067	U	
	38 ft	VMP-11-38	11/18/2009	<77	U		<160	U		<110	U		<210	U		<65	U		<120	U		<200	U		<85	U		<190	U	
		VMP-11-38-042312	4/23/2012	<0.2	U		<0.41	U		<0.3	U		<0.56	U		<0.69	U		<0.32	U		<0.54	U		<0.22	U		<0.5	U	
		VMP-11-38-042312-DUP	4/23/2012	<0.71	U		<1.4	U		<1	U		<2	U		<2.4	U		<1.1	U		<1.9	U		<0.79	U		<1.8	U	
		VMP-11-38-072312	7/23/2012	<0.34	U		<0.68	U		<0.5	U		<0.92	U		<1.1	U		<0.53	U		<0.9	U		<0.37	U		<0.83	U	

SEE PAGES 22 THROUGH 28 OF TABLE FOR NOTES

TABLE 4
CUMULATIVE SUMMARY OF SOIL VAPOR ANALYTICAL DETECTIONS AND SCREENING RESULTS: PUBLIC WORKS YARD AND WRR - VOCS

Location	Depth	Sample ID	Sample Date	1,2-Dichlorobenzene 1700			1,3-Dichlorobenzene			1,4-Dichlorobenzene 6800			Dichlorodifluoromethane			1,1-Dichloroethane 4200			1,2-Dichloroethane 0.81			1,1-Dichloroethene 1600			cis-1,2-Dichloroethene 1100000			trans-1,2-Dichloroethene 510		
				Result (mg/m^3)	Lab Qualifier	URS Qualifier	Result (mg/m^3)	Lab Qualifier	URS Qualifier	Result (mg/m^3)	Lab Qualifier	URS Qualifier	Result (mg/m^3)	Lab Qualifier	URS Qualifier	Result (mg/m^3)	Lab Qualifier	URS Qualifier	Result (mg/m^3)	Lab Qualifier	URS Qualifier	Result (mg/m^3)	Lab Qualifier	URS Qualifier	Result (mg/m^3)	Lab Qualifier	URS Qualifier	Result (mg/m^3)	Lab Qualifier	URS Qualifier
VMP-10	5 ft	VMP-10-5	11/11/2009	<0.006	U		<0.006	U		<0.006	U		<0.005	U		<0.004	U		<0.004	U		<0.004	U		<0.004	U		<0.004	U	
		VMP-10-5-090710	9/7/2010	<0.0079	U		<0.0079	U		<0.0079	U		0.0024	J		<0.0053	U		<0.0053	U		<0.0052	U		<0.0052	U		<0.0052	U	
		VMP-10-5-111810	11/17/2010	<0.0073	U		<0.0073	U		<0.0073	U		0.0017	J		<0.0049	U		<0.0049	U		<0.0048	U		<0.0048	U		<0.0048	U	
		VMP-10-5-021011	2/10/2011	<0.0072	U		<0.0072	U		<0.0072	U		0.0024	J		<0.0048	U		<0.0048	U		<0.0047	U		<0.0047	U		<0.0047	U	
		VMP-10-5-040511	4/5/2011	<0.0066	J	U	<0.0066	U		<0.0066	J	U	0.0021	J		<0.0044	U		<0.0044	U		<0.0044	U		<0.0044	U		<0.0044	U	
		VMP-10-5-07/2911	7/29/2011	<0.008	U		<0.008	U		<0.008	U		0.002	J		<0.0054	U		<0.0054	U		<0.0053	U		<0.0053	U		<0.0053	U	
		VMP-10-5-110411	11/4/2011	<0.0042	U		<0.0042	U		<0.0042	U		0.0018	J		<0.0028	U		<0.0028	U		<0.0028	U		<0.0028	U		<0.0028	U	
		VMP-10-5-012512	1/26/2012	<0.0053	U		<0.0053	U		<0.0053	U		0.0025	J		<0.0035	U		<0.0035	U		<0.0035	U		<0.0035	U		<0.0035	U	
		VMP-10-5-041212	4/12/2012	<0.0056	U		<0.0056	U		<0.0056	U		0.0023	J		<0.0038	U		<0.0038	U		<0.0037	U		<0.0037	U		<0.0037	U	
		VMP-10-5-071312	7/13/2012	<0.0058	U		<0.0058	U		0.00085	J	U	0.0028	J		<0.0039	U		<0.0039	U		<0.0038	U		<0.0038	U		<0.0038	U	
	10 ft	VMP-10-10	11/11/2009	<0.006	U		<0.006	U		<0.006	U		<0.005	U		<0.004	U		<0.004	U		<0.004	U		<0.004	U		<0.004	U	
		VMP-10-10-090710	9/7/2010	<0.0079	U		<0.0079	U		<0.0079	U		0.0025	J		<0.0053	U		<0.0053	U		<0.0052	U		<0.0052	U		<0.0052	U	
		VMP-10-10-111810	11/17/2010	<0.0078	U		<0.0078	U		<0.0078	U		0.0022	J		<0.0052	U		<0.0052	U		<0.0051	U		<0.0051	U		<0.0051	U	
		VMP-10-10-021111	2/11/2011	<0.0061	U		<0.0061	U		<0.0061	J	U	0.0015	J		<0.0041	U		<0.0041	U		<0.004	U		<0.004	U		<0.004	U	
		VMP-10-10-040611	4/6/2011	<0.0079	J	U	<0.0079	J	U	<0.0079	J	U	0.0023	J		<0.0053	U		<0.0053	U		<0.0052	U		<0.0052	J	U	<0.0052	U	
		VMP-10-10-072911	7/29/2011	<0.0083	U		<0.0083	U		<0.0083	U		0.0021	J		<0.0056	U		<0.0056	U		<0.0055	U		<0.0055	U		<0.0055	U	
		VMP-10-10-110411	11/4/2011	<0.0054	U		<0.0054	U		<0.0054	U		0.0026	J		<0.0036	U		<0.0036	U		<0.0035	U		0.0031	J		<0.0035	U	
		VMP-10-10-110411-DUP	11/4/2011	<0.0054	U		<0.0054	U		<0.0054	U		0.0026	J		<0.0036	U		<0.0036	U		<0.0035	U		0.0018	J		<0.0035	U	
		VMP-10-10-012512	1/26/2012	<0.0053	U		<0.0053	U		<0.0053	U		0.0032	J		<0.0035	U		<0.0035	U		<0.0035	U		<0.0035	U		<0.0035	U	
		VMP-10-10-012512-DUP	1/26/2012	0.0015	J		<0.0055	U		<0.0055	U		0.0026	J		<0.0037	U		<0.0037	U		<0.0036	U		<0.0036	U		<0.0036	U	
		VMP-10-10-041112	4/11/2012	<0.0057	U		<0.0057	J	U	<0.0057	U		0.002	J		<0.0039	U		<0.0039	U		<0.0038	U		<0.0038	U		<0.0038	U	
		VMP-10-10-071312	7/13/2012	<0.0056	U		<0.0056	U		0.0012	J	U	0.0023	J		<0.0038	U		<0.0038	U		<0.0037	U		<0.0037	U		<0.0037	U	
	20 ft	VMP-10-20	11/11/2009	<0.006	U		<0.006	U		<0.006	U		<0.005	U		<0.004	U		<0.004	U		<0.004	U		<0.004	U		<0.004	U	
		VMP-10-20-D	11/11/2009	<0.007	U		<0.007	U		<0.007	U		<0.006	U		<0.005	U		<0.005	U		<0.004	U		<0.004	U		<0.004	U	
		VMP-10-20-090710	9/7/2010	<0.0083	U		<0.0083	U		<0.0083	U		0.0027	J		<0.0056	U		<0.0056	U		<0.0055	U		<0.0055	U		<0.0055	U	
		VMP-10-20-090710-DUP	9/7/2010	<0.0078	U		<0.0078	U		<0.0078	U		0.0033	J		<0.0052	U		<0.0052	U		<0.0051	U		<0.0051	U		<0.0051	U	
		VMP-10-20-111810	11/17/2010	<0.015	U		<0.015	U		<0.015	U		0.0028	J		<0.0099	U		<0.0099	U		<0.0097	U		<0.0097	U		<0.0097	U	
		VMP-10-20-111810-Dup	11/17/2010	<0.0074	U		<0.0074	U		<0.0074	U		0.0019	J		<0.005	U		<0.005	U		<0.0049	U		<0.0049	U		<0.0049	U	
		VMP-10-20-021111	2/11/2011	<0.0073	U		<0.0073	U		<0.0073	U		0.002	J		<0.0049	U		<0.0049	U		<0.0048	U		<0.0048	U		<0.0048	U	
		VMP-10-20-040611	4/6/2011	<0.0088	J	U	<0.0088	J	U	<0.0088	J	U	0.0021	J		<0.006	U		<0.0059	U		<0.0058	U		<0.0058	U		<0.0058	U	
		VMP-10-20-072911	7/29/2011	<0.0082	U		<0.0082	U		<0.0082	U		0.0023	J		<0.0055	U		<0.0055	U		<0.0054	U		<0.0054	U		<0.0054	U	
		VMP-10-20-110411	11/4/2011	<0.0054	U		<0.0054	U		<0.0054	U		0.0027	J		<0.0036	U		<0.0036	U		<0.0035	U		0.0011	J		<0.0035	U	
		VMP-10-20-012612	1/26/2012	<0.005	U		<0.005	U		<0.005	U		0.0024	J		<0.0034	U		<0.0034	U		<0.0033	U		<0.0033	U		<0.0033	U	
		VMP-10-20-041212	4/12/2012	<0.0056	U		<0.0056	U		<0.0056	J	U	0.0023	J		<0.0038	U		<0.0038	U		<0.0037	U		<0.0037	U		<0.0037	U	
		VMP-10-20-071612	7/16/2012	<0.0054	U		<0.0054	U		0.0011	J	U	0.0028	J		<0.0036	U		<0.0036	U		<0.0035	U		<0.0035	U		<0.0035	U	
	30 ft	VMP-10-30	11/13/2009	<0.007	U		<0.007	U		<0.007	U		<0.006	U		<0.005	U		<0.005	U		<0.004	U		<0.004	U		<0.004	U	
		VMP-10-30-041212	4/12/2012	<0.0059	U		<0.0059	U		<0.0059	U		0.0035	J		<0.004	U		<0.004	U		<0.0039	U		<0.0039	U		<0.0039	U	
		VMP-10-30-071612	7/16/2012	<0.0052	U		<0.0052	U		0.00087	J	U	0.0026	J		<0.0035	U		<0.0035	U		<0.0034	U		<0.0034	U		<0.0034	U	
VMP-11	5 ft	VMP-11-5	11/17/2009	<0.054	U		<0.054	U		<0.054	U		<0.044	U		<0.036	U		<0.036	U		<0.035	U		<0.035	U		<0.035	U	
		VMP-11-5-090710	9/7/2010	<0.0074	U		<0.0074	U		<0.0074	U		0.0025	J		<0.005	U		<0.005	U		<0.0049	U		<0.0049	U		<0.0049	U	
		VMP-11-5-112210	11/22/2010	<0.0078	U		0.0011	J		<0.0078	U		0.0019	J		<0.0052	U		<0.0052	U		<0.0051	U		<0.0051	U		<0.0051	U	
		VMP-11-5-021511	2/15/2011	<0.0068	U		<0.0068	U		<0.0068	U		0.0029	J		<0.0046	U		<0.0046	U		<0.0045	U		<0.0045	U		<0.0045	U	
		VMP-11-5-040611	4/6/2011	<0.065	U		<0.065	U		<0.065	U		<0.053	U		<0.044	U		<0.044	U		<0.043	U		<0.043	U		<0.043	U	
		VMP-11-5-080711	8/7/2011	<0.089	U		<0.089	U		<0.089	U		<0.073	U		<0.06	U		<0.06	U		<0.059	U		<0.059	U		<0.059	U	
		VMP-11-5-111111	11/11/2011	<0.018	U		<0.018	U		<0.018	U		<0.014	U		<0.012	U		<0.012	U		<0.012	U		<0.012	U		<0.012	U	
		VMP-11-5-012612	1/26/2012	<0.0053	U		<0.0053	U		<0.0053	U		0.0024	J		<0.0035	U		<0.0035	U		<0.0035	U		<0.0035	U		<0.0035	U	
		VMP-11-5-041912	4/19/2012	<0.0059	U		<0.0059	U		<0.0059	J	U	0.0028	J		<0.004	U		0.00084	J		<0.0039	U		<0.0039	U		<0.0039	U	
		VMP-11-5-071912	7/16/2012	<0.0076	U		0.0024	J	U	0.0021	J	U	0.0022	J		<0.0051	U		0.00073	J	U	<0.005	U		<0.005	U		<0.005	U	
	8 ft	VMP-11-8	11/17/2009	<0.007	U		<0.007	U		<0.007	U		<0.006	U		<0.005	U		<0.005	U		<0.004	U		<0.004	U		<0.004	U	
		VMP-11-8-090810	9/8/2010	<0.0078	U		<0.0078	U		<0.0078	U		0.0038	J		<0.0052	U		<0.0052	U		<0.0051	U		<0.0051	U		<0.0051	U	
		VMP-11-8-112210	11/22/2010	<0.0078	U		<0.0078	U		<0.0078	U		0.0022	J		<0.0052	U		<0.0052	U		<0.0051	U		<0.0051	U		<0.0051	U	
		VMP-11-8-021111	2/11/2011	<0.0075	U		<0.0075	U		<0.0075	U		0.0035	J		<0.005	U		<0.005	U		<0.005	U		<0.005	U		<0.005	U	
		VMP-11-8-021111-DUP	2/11/2011	<0.0071	U		<0.0071	U		<0.0071	U		0.0033	J		<0.0048	U		<0.0048	U		<0.0046	U		<0.0046	U		<0.0046	U	
		VMP-11-8-040611	4/6/2011	<0.033	U		<0.033	U		<0.033	U		<0.027	U		<0.022	U		<0.022	U		<0.022	U		<0.022	U		<0.022	U	
		VMP-11-8-040611-DUP	4/6/2011	<0.029	U		<0.029	U		<0.029	U		<0.024	U		<0.019	U		<0.019	U		<0.019	U		<0.019	U		<0.019	U	
		VMP-11-8-080711	8/7/2011	<0.089	U		<0.089	U		<0.089	U		<0.073	U		<0.06	U		<0.06	U		<0.059	U		<0.059	U		<0.059	U	
		VMP-11-8-111411	11/14/2011	<0.0053	U		<0.0053	U		<0.0053	U		0.0025	J		<0.0036	U		<0.0036	U		<0.0035	U		0.0011	J		<0.0035	U	
		VMP-11-8-012612	1/26/2012	<0.0051	U		<0.0051	U		<0.0051	U		0.0028	J		<0.0035	U		<0.0035	U		<0.0034	U		<0.0034	U		<0.0034	U	
		VMP-11-8-041912	4/19/2012	<0.0059	U		<0.0059	U		<0.0059	J	U	0.0028	J		<0.004	U		<0.004	U		<0.0039	U		<0.0039	U		<0.0039	U	
		VMP-11-8-072012	7/20/2012	<0.0059	U		<0.0059	U		<0.0059	U		0.0027	J		<0.004	U		<0.004	U		<0.0039	U		<0.0039	U		<0.0039	U	
	29 ft	VMP-11-29	11/18/2009	<51	U		<51	U		<51	U		<42	U		<34	U		<34	U		<34	U		<34	U		<34	U	
		VMP-11-29-090810	9/8/2010	<0.19	U		<0.19	U		<0.19	U		<0.16	U		<0.13	U		<0.13	U		<0.13	U		<0.13	U		<0.13	U	
		VMP-11-29-112210	11/22/2010	<2.8	U		<2.8	U		<2.8	U		<2.3	U		<1.9	U		<1.9	U		<1.8	U		<1.8	U		<1.8	U	
		VMP-11-29-112210-Dup	11/22/2010	<1.9	U		<1.9	U		<1.9	U		<1.6	U		<1.3	U		<1.3	U		<1.3	U		<1.3	U		<1.3	U	
		VMP-11-29-021411	2/14/2011	<0.0075	U		<0.0075	U		<0.0075	U		0.0041	J		<0.005	U		<0.005	U		<0.005	U		<0.005	U		<0.005	U	
		VMP-11-29-040611	4/6/2011	<0.057	U		<0.057	U		<0.057	U		<0.047	U		<0.038	U		<0.038	U		<0.037	U		<0.037	U		<0.037	U	
		VMP-11-29-082511	8/25/2011	<0.0083	U		<0.0083	U		<0.0083	U		0.0023	J		<0.0056	U		<0.0056	U		<0.0055	U		<0.0055	U		<0.0055	U	
		VMP-11-29-082511-Dup	8/25/2011	<0.0083	U		<0.0083	U		<0.0083	U		0.0023	J		<0.0056	U		<0.0056	U		<0.0055	U		<0.0055	U		<0.0055	U	
		VMP-11-29-111411	11/14/2011	<0.0053	U		<0.0053	U		<0.0053	U		0.0019	J		<0.0035	U		<0.0035	U		<0.0035	U		<0.0035	U		<0.0035	U	
		VMP-11-29-012612	1/26/2012	<0.005	U		<0.005	U		<0.005	U		0.0025	J		<0.0034	U		<0.0034	U		<0.0033	U		<0.0033	U		<0.0033	U	
		VMP-11-29-042712	4/27/2012	<0.0053	U		<0.0053	U		<0.0053	J	U	0.0022	J		<0.0035	U		<0.0035	U		<0.0035	U		<0.0035	U		<0.0035	U	
		VMP-11-29-072012	7/23/2012	<0.0053	U		<0.0053	U		<0.0053	U		0.0024	J		<0.0035	U		<0.0035	U		<0.0035	U		<0.0035	U		<0.0035	U	
	38 ft	VMP-11-38	11/18/2009	<150	U		<150	U		<150	U		<120	U		<100	U		<100	U		<98	U		<98	U		<98	U	
		VMP-11-38-042312	4/23/2012	<0.39	U		<0.39	U		<0.39	U		<0.32	U		<0.26	U		<0.26	U		<0.26	U		<0.26	U		<0.26	U	
		VMP-11-38-042312-Dup	4/23/2012	<1.4	U		<1.4	U		<1.4	U		<1.1	U		<0.93	U		<0.93	U		<0.91	U		<0.91	U		<0.91	U	
		VMP-11-38-072312	7/23/2012	<0.65	U		<0.65	U		<0.65	U		<0.54	U		<0.44	U		<0.44	U		<0.43	U		<0.43	U		<0.43	U	

SEE PAGES 22 THROUGH 28 OF TABLE FOR NOTES

TABLE 4
CUMULATIVE SUMMARY OF SOIL VAPOR ANALYTICAL DETECTIONS AND SCREENING RESULTS: PUBLIC WORKS YARD AND WRR - VOCS

Location	Depth	Sample ID	Sample Date	Dichloromethane (Methylene			1,2-Dichloropropane			cis-1,3-Dichloropropene			trans-1,3-Dichloropropene			1,4-Dioxane			Ethanol			Ethylbenzene			4-Ethyltoluene			Freon 113		
				45			0.46			6.2			6.2			2.3						8300								
				Result (mg/m^3)	Lab Qualifier	URS Qualifier	Result (mg/m^3)	Lab Qualifier	URS Qualifier	Result (mg/m^3)	Lab Qualifier	URS Qualifier	Result (mg/m^3)	Lab Qualifier	URS Qualifier	Result (mg/m^3)	Lab Qualifier	URS Qualifier	Result (mg/m^3)	Lab Qualifier	URS Qualifier	Result (mg/m^3)	Lab Qualifier	URS Qualifier	Result (mg/m^3)	Lab Qualifier	URS Qualifier	Result (mg/m^3)	Lab Qualifier	URS Qualifier
VMP-10	5 ft	VMP-10-5	11/11/2009	<0.003	U		<0.005	U		<0.005	U		<0.005	U		<0.016	U		0.18		J	<0.004	U		<0.005	U		<0.008	U	
		VMP-10-5-090710	9/7/2010	<0.0046	U		<0.0061	U		<0.006	U		<0.006	U		<0.019	U		0.015			0.009			0.0072			<0.01	U	
		VMP-10-5-111810	11/17/2010	<0.0042	U		<0.0056	U		<0.0055	U		<0.0055	U		<0.017	U		0.004	J		0.0014	J		<0.0059	U		<0.0093	U	
		VMP-10-5-021011	2/10/2011	<0.0041	U		<0.0055	U		<0.0054	U		<0.0054	U		<0.017	U		<0.009	U		0.0029	J		0.0013	J		<0.0091	U	
		VMP-10-5-040511	4/5/2011	<0.0038	J	U	<0.0051	U		<0.005	U		<0.005	U		<0.016	U		0.028			0.0018	J		0.005	J		<0.0084	U	
		VMP-10-5-07/2911	7/29/2011	0.00098	J		<0.0062	U		<0.0061	U		<0.0061	U		0.041			0.05			0.0012	J		<0.0066	J	U	<0.01	U	
		VMP-10-5-110411	11/4/2011	0.0014	J		<0.0032	U		<0.0032	U		<0.0032	U		<0.01	U		0.011			0.00086	J		<0.0034	J	U	<0.0053	U	
		VMP-10-5-012512	1/26/2012	0.0014	J		<0.004	U		<0.004	U		<0.004	U		<0.013	U		0.017			<0.0038	U		<0.0043	U		<0.0067	U	
		VMP-10-5-041212	4/12/2012	<0.033	J	U	<0.0043	U		<0.0043	U		<0.0043	U		<0.014	U		0.025			0.00077	J		<0.0046	U		<0.0072	U	
		VMP-10-5-071312	7/13/2012	0.00096	J	U	<0.0044	U		<0.0044	U		<0.0044	U		<0.014	U		0.0029	J		0.00072	J	U	<0.0047	U		<0.0074	U	
	10 ft	VMP-10-10	11/11/2009	<0.004	U		<0.005	U		<0.005	U		<0.005	U		<0.016	U		0.046		J	<0.005	U		<0.005	U		<0.008	U	
		VMP-10-10-090710	9/7/2010	<0.0046	U		<0.0061	U		<0.006	U		<0.006	U		0.0077	J		0.0079	J		<0.0057	U		<0.0065	U		<0.01	U	
		VMP-10-10-111810	11/17/2010	0.001	J		<0.006	U		<0.0058	U		<0.0058	U		0.0042	J		0.0096	J		0.0014	J		<0.0063	U		<0.0099	U	
		VMP-10-10-021111	2/11/2011	<0.0035	U		<0.0047	U		<0.0046	U		<0.0046	U		<0.014	U		0.1			0.0017	J		<0.005	J	U	<0.0077	U	
		VMP-10-10-040611	4/6/2011	0.016			<0.0061	U		<0.006	J	U	<0.006	J	U	<0.019	U		0.013			0.00094	J		<0.0065	J	U	<0.01	U	
		VMP-10-10-072911	7/29/2011	<0.0048	J	U	<0.0064	U		<0.0063	U		<0.0063	U		0.017	J		0.029			0.0024	J		<0.0068	J	U	<0.01	U	
		VMP-10-10-110411	11/4/2011	0.002	J		<0.0041	U		<0.0041	U		<0.0041	U		0.0025	J		0.0095			0.00097	J		0.0021	J		<0.0068	U	
		VMP-10-10-110411-DUP	11/4/2011	0.002	J		0.00064	J		<0.0041	U		<0.0041	U		<0.013	U		0.016			0.00091	J		0.0019	J		<0.0068	U	
		VMP-10-10-012512	1/26/2012	0.0035			<0.004	U		<0.004	U		<0.004	U		<0.013	U		0.028		J	<0.0038	U		<0.0043	U		<0.0067	U	
		VMP-10-10-012512-DUP	1/26/2012	0.0025	J		<0.0042	U		<0.0042	U		<0.0042	U		<0.013	U		0.013		J	<0.004	U		0.0011	J		<0.007	U	
		VMP-10-10-041112	4/11/2012	0.0028	J		0.00091	J		<0.0043	U		<0.0043	U		<0.014	U		0.051			0.0029	J		<0.0047	J	U	<0.0073	U	
		VMP-10-10-071312	7/13/2012	0.00078	J	U	<0.0043	U		<0.0043	U		<0.0043	U		<0.014	U		0.038			0.00067	J	U	<0.0046	U		0.0014	J	U
	20 ft	VMP-10-20	11/11/2009	<0.003	U		<0.005	U		<0.005	U		<0.005	U		<0.016	U		0.036		J	<0.004	U		<0.005	U		<0.008	U	
		VMP-10-20-D	11/11/2009	<0.004	U		<0.005	U		<0.005	U		<0.005	U		<0.018	U		0.22		J	<0.005	U		<0.006	U		<0.009	U	
		VMP-10-20-090710	9/7/2010	<0.0048	J	U	<0.0064	U		<0.0063	U		<0.0063	U		<0.02	U		0.012		J	0.002	J		<0.0068	U		<0.01	U	
		VMP-10-20-090710-DUP	9/7/2010	<0.026		U	<0.006	U		<0.0058	U		<0.0058	U		<0.018	U		0.048		J	0.0017	J		<0.0063	U		<0.0099	U	
		VMP-10-20-111810	11/17/2010	<0.0085	U		<0.011	U		<0.011	U		<0.011	U		<0.035	U		0.0097	J		<0.011	U		<0.012	U		<0.019	U	
		VMP-10-20-111810-Dup	11/17/2010	0.0026	J		<0.0057	U		<0.0056	U		<0.0056	U		<0.018	U		0.017			0.0015	J		<0.0061	U		<0.0095	U	
		VMP-10-20-021111	2/11/2011	<0.0042	U		<0.0056	U		<0.0055	U		<0.0055	U		<0.018	U		0.018			<0.0053	U		<0.006	U		<0.0094	U	
		VMP-10-20-040611	4/6/2011	0.0068			<0.0068	U		<0.0067	U		<0.0067	J	U	<0.021	U		0.05			0.0026	J		<0.0072	J	U	<0.011	U	
		VMP-10-20-072911	7/29/2011	<0.0047	U		<0.0063	U		<0.0062	U		<0.0062	U		<0.02	U		0.062			0.0014	J		0.0013	J		<0.01	U	
		VMP-10-20-110411	11/4/2011	0.0017	J		<0.0041	U		<0.0041	U		<0.0041	U		<0.013	U		0.085			0.00094	J		0.0015	J		<0.0068	U	
		VMP-10-20-012612	1/26/2012	0.00031	J		<0.0039	U		<0.0038	U		<0.0038	U		<0.012	U		0.0046	J		<0.0036	U		<0.0041	U		<0.0064	U	
		VMP-10-20-041212	4/12/2012	<0.033	J	U	<0.0043	U		<0.0043	U		<0.0043	U		<0.014	U		0.011			0.00093	J		<0.0046	U		<0.0072	U	
		VMP-10-20-071612	7/16/2012	0.0014	J	U	<0.0041	U		<0.0041	U		<0.0041	U		0.02			0.0024	J		0.0008	J	U	<0.0044	U		<0.0068	U	
	30 ft	VMP-10-30	11/13/2009	<0.004	U		<0.005	U		<0.005	U		<0.005	U		<0.018	U		<0.009	U		<0.005	U		<0.006	U		<0.009	U	
		VMP-10-30-041212	4/12/2012	<0.034	U		<0.0045	U		<0.0044	U		<0.0044	U		<0.014	U		0.04			0.0016	J		<0.0048	U		<0.0075	U	
		VMP-10-30-071612	7/16/2012	0.0018	J	U	<0.004	U		<0.0039	U		<0.0039	U		<0.012	U		<0.0065	U		0.0011	J	U	0.0011	J		<0.0066	U	
VMP-11	5 ft	VMP-11-5	11/17/2009	<0.031	U		<0.041	U		<0.041	U		<0.041	U		<0.13	U		<0.067	U		<0.039	U		<0.044	U		<0.068	U	
		VMP-11-5-090710	9/7/2010	<0.0043	U		<0.0057	U		<0.0056	U		<0.0056	U		<0.018	U		0.0099			0.0019	J		<0.0061	U		<0.0095	U	
		VMP-11-5-112210	11/22/2010	<0.0045	U		<0.006	U		<0.0058	U		<0.0058	U		<0.018	U		0.011			0.0021	J		<0.0063	U		<0.0099	U	
		VMP-11-5-021511	2/15/2011	0.0011	J		<0.0053	U		<0.0052	U		<0.0052	U		<0.016	U		0.017			0.0055			<0.0056	J	U	<0.0087	U	
		VMP-11-5-040611	4/6/2011	0.0086	J		<0.05	U		<0.049	U		<0.049	U		<0.16	U		<0.081	U		<0.047	U		<0.053	U		<0.083	U	
		VMP-11-5-080711	8/7/2011	<0.052	U		<0.069	U		<0.067	U		<0.067	U		<0.21	U		0.046	J		<0.064	U		<0.073	U		<0.11	U	
		VMP-11-5-111111	11/11/2011	<0.01	J	U	<0.014	U		<0.013	U		<0.013	U		<0.042	U		<0.022	U		<0.013	U		<0.014	U		<0.022	U	
		VMP-11-5-012612	1/26/2012	0.0072			<0.004	U		<0.004	U		<0.004	U		<0.013	U		0.022			0.00096	J		<0.0043	U		<0.0067	U	
		VMP-11-5-041912	4/19/2012	<0.034	J	U	<0.0045	U		<0.0044	U		<0.0044	U		<0.014	U		0.037		J	0.0034	J		<0.0048	U		<0.0075	U	
		VMP-11-5-071912	7/16/2012	0.00083	J	U	<0.0059	U		<0.0058	U		<0.0058	U		<0.018	U		0.006	J		<0.0055	U		<0.0062	U		<0.0097	U	
	8 ft	VMP-11-8	11/17/2009	<0.004	U		<0.005	U		<0.005	U		<0.005	U		<0.018	U		0.14		J	<0.005	U		<0.006	U		<0.009	U	
		VMP-11-8-090810	9/8/2010	0.047			<0.006	U		<0.0058	U		<0.0058	U		<0.018	U		0.013			<0.0056	U		<0.0063	U		<0.0099	U	
		VMP-11-8-112210	11/22/2010	<0.0045	U		<0.006	U		<0.0058	U		<0.0058	U		<0.018	U		0.0056	J		0.0016	J		<0.0063	U		<0.0099	U	
		VMP-11-8-021111	2/11/2011	<0.0043	U		<0.0058	U		<0.0057	U		<0.0057	U		<0.018	U		0.036			<0.0054	U		<0.0061	U		<0.0096	U	
		VMP-11-8-021111-DUP	2/11/2011	<0.0041	U		<0.0054	U		<0.0053	U		<0.0053	U		<0.017	U		0.016			<0.0051	U		<0.0058	U		<0.009	U	
		VMP-11-8-040611	4/6/2011	<0.019	U		<0.026	U		<0.025	U		<0.025	U		<0.08	U		<0.042	U		<0.024	U		<0.027	U		<0.042	U	
		VMP-11-8-040611-DUP	4/6/2011	0.0027	J		<0.022	U		<0.022	U		<0.022	U		<0.069	U		<0.036	U		<0.021	U		<0.024	U		<0.037	U	
		VMP-11-8-080711	8/7/2011	<0.052	U		<0.069	U		<0.067	U		<0.067	U		<0.21	U		0.14			<0.064	U		<0.073	U		<0.11	U	
		VMP-11-8-111411	11/14/2011	<0.003	J	U	<0.0041	U		<0.004	U		<0.004	U		<0.013	U		0.043			0.0013	J		0.00086	J		<0.0067	U	
		VMP-11-8-012612	1/26/2012	0.0029	J		<0.004	U		<0.0039	U		<0.0039	U		<0.012	U		0.019			<0.0037	U		<0.0042	U		<0.0066	U	
		VMP-11-8-041912	4/19/2012	<0.034	J	U	<0.0045	U		<0.0044	U		<0.0044	U		<0.014	U		0.052		J	0.0024	J		<0.0048	U		<0.0075	U	
		VMP-11-8-072012	7/20/2012	0.0047	J		<0.0045	U		<0.0044	U		<0.0044	U		<0.014	U		0.025			<0.0042	U		<0.0048	U		<0.0075	U	
	29 ft	VMP-11-29	11/18/2009	<30	U		<39	U		<38	U		<38	U		<120	U		<64	U		<37	U		<42	U		<65	U	
		VMP-11-29-090810	9/8/2010	<0.11	U		<0.15	U		<0.15	U		<0.15	U		<0.46	U		<0.24	U		0.033	J		0.26			<0.25	U	
		VMP-11-29-112210	11/22/2010	<1.6	U		<2.1	U		<2.1	U		<2.1	U		<6.6	U		<3.5	U		<2	U		<2.3	U		<3.5	U	
		VMP-11-29-112210-Dup	11/22/2010	<1.1	U		<1.5	U		<1.4	U		<1.4	U		<4.6	U		<2.4	U		<1.4	U		<1.6	U		<2.4	U	
		VMP-11-29-021411	2/14/2011	<0.0043	U		<0.0058	U		<0.0057	U		<0.0057	U		<0.018	U		0.018			0.0015	J		<0.0061	J	U	<0.0096	U	
		VMP-11-29-040611	4/6/2011	<0.033	U		<0.044	U		<0.043	U		<0.043	U		<0.14	U		<0.071	U		<0.041	U		<0.046	U		<0.072	U	
		VMP-11-29-082511	8/25/2011	0.0021	J		<0.0064	U		<0.0063	U		<0.0063	U		<0.02	U		0.013			0.0014	J		0.0017	J	J	<0.01	U	
		VMP-11-29-082511-Dup	8/25/2011	<0.0048	J	U	<0.0064	U		<0.0063	U		<0.0063	U		<0.02	U		0.016			0.0012	J		0.0018	J	J	<0.01	U	
		VMP-11-29-111411	11/14/2011	<0.003	J	U	<0.004	U		<0.004	U		<0.004	U		<0.013	U		0.026			0.00086	J		<0.0043	U		<0.0067	U	
		VMP-11-29-012612	1/26/2012	<0.0029	U		<0.0039	U		<0.0038	U		<0.0038	U		<0.012	U		0.031			<0.0036	U		<0.0041	U		<0.0064	U	
		VMP-11-29-042712	4/27/2012	0.0021	J		<0.004	U		<0.004	U		<0.004	U		<0.013	U		0.018			0.002	J		<0.0043	U		<0.0067	U	
		VMP-11-29-072012	7/23/2012	0.002	J		<0.004	U		<0.004	U		<0.004	U		<0.013	U		0.1			0.01			0.0017	J		<0.0067	U	
	38 ft	VMP-11-38	11/18/2009	<86	U		<110	U		<110	U		<110	U		<360	U		<180	U		<110	U		<120	U		<190	U	
		VMP-11-38-042312	4/23/2012	<0.23	U		<0.3	U		<0.3	U		<0.3	U		<0.94	U		<0.49	U		0.031	J		<0.32	U		<0.5	U	
		VMP-11-38-042312-Dup	4/23/2012	<0.8	U		<1	U		<1	U		<1	U		<3.3	U		<1.7	U		<0.99	U		<1.1	U		<1.8	U	
		VMP-11-38-072312	7/23/2012	<0.38	U		<0.5	U		<0.49	U		<0.49	U		<1.6	U		<0.82	U		<0.47	U		<0.53	U		<0.83	U	

SEE PAGES 22 THROUGH 28 OF TABLE FOR NOTES

TABLE 4
CUMULATIVE SUMMARY OF SOIL VAPOR ANALYTICAL DETECTIONS AND SCREENING RESULTS: PUBLIC WORKS YARD AND WRR - VOCS

Location	Depth	Sample ID	Sample Date	Freon 114			Heptane			Hexachlorobutadiene			Hexane			2-Hexanone (Methyl N-Butyl			Isopentane			Isopropylbenzene (Cumene) 3500			4-Methyl-2-pentanone (Methyl			Methyl tert-Butyl Ether (MTBE) 23000		
				Result (mg/m^3)	Lab Qualifier	URS Qualifier	Result (mg/m^3)	Lab Qualifier	URS Qualifier	Result (mg/m^3)	Lab Qualifier	URS Qualifier	Result (mg/m^3)	Lab Qualifier	URS Qualifier	Result (mg/m^3)	Lab Qualifier	URS Qualifier	Result (mg/m^3)	Lab Qualifier	URS Qualifier	Result (mg/m^3)	Lab Qualifier	URS Qualifier	Result (mg/m^3)	Lab Qualifier	URS Qualifier	Result (mg/m^3)	Lab Qualifier	URS Qualifier
VMP-10	5 ft	VMP-10-5	11/11/2009	<0.007	U		<0.004	U		<0.047	U		<0.003	U		<0.018	U					<0.005	U		<0.004	U		<0.004	U	
		VMP-10-5-090710	9/7/2010	<0.0092	U		0.0071			<0.056	U		0.015			<0.022	U					0.002	J		0.0016	J		<0.0048	U	
		VMP-10-5-111810	11/17/2010	<0.0084	U		0.012			<0.052	U		0.0072			<0.02	U					<0.0059	U		<0.005	U		0.00036	J	
		VMP-10-5-021011	2/10/2011	<0.0083	U		0.044			<0.051	U		0.11			<0.019	U					<0.0058	U		<0.0049	U		<0.0043	U	
		VMP-10-5-040511	4/5/2011	<0.0077	U		0.0051			<0.047	U		0.0066			<0.018	U		0.017			0.013			0.039			0.00036	J	
		VMP-10-5-07/2911	7/29/2011	<0.0094	U		<0.0055	U		<0.057	U		0.0036	J		<0.022	J	U	<0.016	U		0.013			0.066			<0.0048	U	
		VMP-10-5-110411	11/4/2011	<0.0048	U		<0.0028	U		<0.03	U		0.00062	J		0.00065	J		<0.0082	U		0.0046			0.026			<0.0025	U	
		VMP-10-5-012512	1/26/2012	<0.0061	U		0.0022	J		<0.037	U		0.0028	J		<0.014	U		0.0072	J		0.0015	J		0.027			<0.0032	U	
		VMP-10-5-041212	4/12/2012	<0.0066	U		0.0047			<0.04	U		0.013			<0.015	U		0.024			<0.0046	U		<0.0038	U		<0.0034	U	
		VMP-10-5-071312	7/13/2012	<0.0067	U		0.001	J	U	<0.041	U		0.0017	J		<0.016	U		<0.011	U		0.00073	J	U	0.0022	J	U	<0.0035	U	
	10 ft	VMP-10-10	11/11/2009	<0.008	U		<0.004	U		<0.049	U		<0.004	U		<0.019	U					<0.005	U		<0.004	U		<0.004	U	
		VMP-10-10-090710	9/7/2010	<0.0092	U		0.0017	J		<0.056	U		0.0016	J		<0.022	U					<0.0065	U		0.0012	J		<0.0048	U	
		VMP-10-10-111810	11/17/2010	<0.009	U		0.01			<0.055	U		0.0096			<0.021	U					<0.0063	U		<0.0053	U		0.00046	J	
		VMP-10-10-021111	2/11/2011	<0.0071	U		0.006			<0.043	U		0.0049			<0.016	U					<0.005	U		<0.0041	U		<0.0036	U	
		VMP-10-10-040611	4/6/2011	<0.0092	U		0.0022	J		<0.056	J	U	0.0068			<0.022	U		0.014	J		<0.0065	U		<0.0054	U		<0.0048	U	
		VMP-10-10-072911	7/29/2011	<0.0096	U		0.0027	J		<0.059	U		0.0025	J		0.0032	J		<0.016	U		0.023			0.13			<0.005	U	
		VMP-10-10-110411	11/4/2011	<0.0062	U		0.0009	J		<0.038	U		<0.0032	J	U	0.00081	J		<0.01	U		0.0061			0.018			<0.0032	U	
		VMP-10-10-110411-DUP	11/4/2011	<0.0062	U		0.0018	J		<0.038	U		<0.0032	J	U	0.0018	J		<0.01	U		0.0056			0.016			<0.0032	U	
		VMP-10-10-012512	1/26/2012	<0.0061	U		<0.0036	U		<0.037	U		<0.0031	U		<0.014	U		0.0017	J	J	0.004	J		0.0013	J		<0.0032	U	
		VMP-10-10-012512-DUP	1/26/2012	<0.0064	U		<0.0037	U		<0.039	U		0.00092	J		<0.015	U		0.081		J	0.0017	J		0.0017	J		<0.0033	U	
		VMP-10-10-041112	4/11/2012	<0.0067	U		0.0045			<0.041	U		0.011			<0.016	U		0.012			0.00084	J		0.0007	J		<0.0034	U	
		VMP-10-10-071312	7/13/2012	<0.0066	U		0.0011	J	U	<0.04	U		0.0014	J	U	<0.015	U		0.003	J		0.0014	J	U	0.002	J	U	<0.0034	U	
	20 ft	VMP-10-20	11/11/2009	<0.007	U		0.0049			<0.048	U		0.0068			<0.018	U					<0.005	U		<0.004	U		<0.004	U	
		VMP-10-20-D	11/11/2009	<0.008	U		<0.005	U		<0.053	U		<0.004	U		<0.02	U					<0.006	U		<0.005	U		<0.004	U	
		VMP-10-20-090710	9/7/2010	<0.0096	U		0.0037	J		<0.059	U		0.0061			<0.023	U					<0.0068	U		0.00098	J		<0.005	U	
		VMP-10-20-090710-DUP	9/7/2010	<0.009	U		0.0025	J		<0.055	U		0.0043	J		<0.021	U					<0.0063	U		0.00096	J		<0.0046	U	
		VMP-10-20-111810	11/17/2010	<0.017	U		0.0048	J		<0.1	U		0.0049	J		<0.04	U					<0.012	U		<0.01	U		0.0012	J	
		VMP-10-20-111810-Dup	11/17/2010	<0.0086	U		0.013			<0.053	U		0.0097			<0.02	U					<0.0061	U		<0.005	U		0.00047	J	
		VMP-10-20-021111	2/11/2011	<0.0085	U		0.0056			<0.052	U		0.0043			<0.02	U					<0.006	U		<0.005	U		<0.0044	U	
		VMP-10-20-040611	4/6/2011	<0.01	U		0.0036	J		<0.063	J	U	0.0084			<0.024	U		0.027			0.029			0.1			<0.0053	U	
		VMP-10-20-072911	7/29/2011	<0.0095	U		<0.0056	U		<0.058	U		0.003	J		<0.022	J	U	<0.016	U		0.023			0.075			<0.0049	U	
		VMP-10-20-110411	11/4/2011	<0.0062	U		0.002	J		<0.038	U		0.0033			0.00087	J		0.0043	J		0.0057			0.031			<0.0032	U	
		VMP-10-20-012612	1/26/2012	<0.0059	U		0.0026	J		<0.036	U		0.011			<0.014	U		0.048			0.00095	J		0.0023	J		<0.003	U	
		VMP-10-20-041212	4/12/2012	<0.0066	U		0.0066			<0.04	U		0.013			<0.015	U		0.015			<0.0046	U		<0.0038	U		<0.0034	U	
		VMP-10-20-071612	7/16/2012	<0.0062	U		0.003	J		<0.038	U		0.0043			<0.015	U		0.0056	J		<0.0044	U		<0.0037	U		<0.0032	U	
	30 ft	VMP-10-30	11/13/2009	<0.008	U		<0.005	U		<0.053	U		0.0052			<0.02	U					<0.006	U		<0.005	U		<0.004	U	
		VMP-10-30-041212	4/12/2012	<0.0068	U		0.0028	J		<0.042	U		0.008			<0.016	U		0.024			<0.0048	U		<0.004	U		<0.0035	U	
		VMP-10-30-071612	7/16/2012	<0.006	U		0.0045			<0.037	U		0.01			<0.014	U		0.0068	J		<0.0042	U		<0.0035	U		<0.0031	U	
VMP-11	5 ft	VMP-11-5	11/17/2009	<0.062	U		<0.037	U		<0.38	U		<0.032	U		<0.15	U					<0.044	U		<0.037	U		<0.032	U	
		VMP-11-5-090710	9/7/2010	<0.0086	U		0.001	J		<0.053	U		<0.0044	U		<0.02	U					<0.0061	U		0.00085	J		<0.0044	U	
		VMP-11-5-112210	11/22/2010	<0.009	U		0.0013	J		<0.055	U		0.0018	J		<0.021	U					<0.0063	U		<0.0053	U		<0.0046	U	
		VMP-11-5-021511	2/15/2011	<0.008	U		0.018			<0.049	U		0.028			<0.019	U					<0.0056	U		0.0015	J		<0.0041	U	
		VMP-11-5-040611	4/6/2011	<0.076	U		0.042	J		<0.46	U		0.28			<0.18	U		1.1			<0.053	U		<0.044	U		<0.039	U	
		VMP-11-5-080711	8/7/2011	<0.1	U		<0.061	U		<0.63	U		<0.052	U		<0.24	U		0.019	J		0.06	J		0.16			<0.054	U	
		VMP-11-5-111111	11/11/2011	<0.02	U		0.084			<0.12	U		0.25			<0.048	U		1.4			0.0024	J		0.024			<0.01	U	
		VMP-11-5-012612	1/26/2012	<0.0061	U		<0.0036	U		<0.037	U		<0.0031	U		<0.014	U		<0.01	U		0.0052			0.017			<0.0032	U	
		VMP-11-5-041912	4/19/2012	<0.0068	U		0.0062			<0.042	U		0.0037			<0.016	U		<0.012	J	U	0.059			0.34			<0.0035	U	
		VMP-11-5-071912	7/16/2012	<0.0089	U		0.0016	J	U	<0.054	U		0.0014	J	U	<0.021	U		0.0076	J		<0.0062	U		<0.0052	U		<0.0046	U	
	8 ft	VMP-11-8	11/17/2009	<0.008	U		<0.005	U		<0.053	U		<0.004	U		<0.02	U					<0.006	U		<0.005	U		<0.004	U	
		VMP-11-8-090810	9/8/2010	<0.009	U		0.0016	J		<0.055	U		0.0034	J		<0.021	U					<0.0063	U		<0.0053	U		<0.0046	U	
		VMP-11-8-112210	11/22/2010	<0.009	U		0.00074	J		<0.055	U		<0.0045	U		<0.021	U					<0.0063	U		<0.0053	U		<0.0046	U	
		VMP-11-8-021111	2/11/2011	<0.0087	U		0.0033	J		<0.053	U		0.003	J		<0.02	U					<0.0061	U		<0.0051	U		<0.0045	U	
		VMP-11-8-021111-DUP	2/11/2011	<0.0082	U		0.0017	J		<0.05	U		0.0016	J		<0.019	U					<0.0058	U		<0.0048	U		<0.0042	U	
		VMP-11-8-040611	4/6/2011	<0.039	U		0.035			<0.24	U		<0.02	U	UJ	<0.091	U		0.38			<0.027	U		<0.023	U		<0.02	U	
		VMP-11-8-040611-DUP	4/6/2011	<0.034	U		0.025			<0.2	U		0.12		J	<0.079	U		0.29			<0.024	U		<0.02	U		<0.017	U	
		VMP-11-8-080711	8/7/2011	<0.1	U		<0.061	U		<0.63	U		<0.052	U		<0.24	U		<0.18	U		0.046	J		0.14			<0.054	U	
		VMP-11-8-111411	11/14/2011	<0.0062	U		0.005			<0.038	U		0.016			<0.014	U		0.078			0.0044			0.038			<0.0032	U	
		VMP-11-8-012612	1/26/2012	<0.006	U		<0.0035	U		<0.036	U		<0.003	U		<0.014	U		<0.01	U		0.0048			0.021			<0.0031	U	
		VMP-11-8-041912	4/19/2012	<0.0068	U		0.0019	J		<0.042	U		0.0025	J		<0.016	U		<0.012	J	U	0.048			0.34			<0.0035	U	
		VMP-11-8-072012	7/20/2012	<0.0068	U		<0.004	U		<0.042	U		<0.0034	U		0.00028	J		<0.012	U		<0.0048	U		<0.004	U		<0.0035	U	
	29 ft	VMP-11-29	11/18/2009	<59	U		<35	U		<360	U		<30	U		<140	U					<42	U		<35	U		<31	U	
		VMP-11-29-090810	9/8/2010	<0.22	U		<0.13	U		<1.4	U		0.1	J		<0.53	U					<0.16	U		<0.13	U		0.053	J	
		VMP-11-29-112210	11/22/2010	<3.2	U		<1.9	U		<20	U		<1.6	U		<7.5	U					<2.3	U		<1.9	U		<1.6	U	
		VMP-11-29-112210-Dup	11/22/2010	<2.2	U		<1.3	U		<14	U		<1.1	U		<5.2	U					<1.6	U		<1.3	U		<1.2	U	
		VMP-11-29-021411	2/14/2011	<0.0087	U		0.0062			<0.053	U		0.042			<0.02	U					<0.0061	U		0.0013	J		0.0011	J	
		VMP-11-29-040611	4/6/2011	<0.066	U		0.052			<0.4	U		0.25			<0.15	U		0.44			<0.046	U		<0.039	U		0.0031	J	
		VMP-11-29-082511	8/25/2011	<0.0096	U		<0.0056	U		<0.059	U		0.002	J		0.00092	J		0.004	J		0.0088			0.056			0.0012	J	
		VMP-11-29-082511-Dup	8/25/2011	<0.0096	U		<0.0056	U		<0.059	U		0.0032	J		0.00098	J		0.004	J		0.0086			0.052			0.00088	J	
		VMP-11-29-111411	11/14/2011	<0.0061	U		0.0029	J		<0.037	U		0.0023	J		<0.014	U		0.0049	J		0.0054			0.04			0.0037		
		VMP-11-29-012612	1/26/2012	<0.0059	U		<0.0034	U		<0.036	U		<0.003	U		<0.014	U		0.0062	J		0.0043			0.012			0.0087		
		VMP-11-29-042712	4/27/2012	<0.0061	U		0.0026	J		<0.037	U		0.0037			<0.014	U		0.0072	J		0.0092			0.098			0.00091	J	
		VMP-11-29-072012	7/23/2012	<0.0061	U		0.038			<0.037	U		0.0095			0.0026	J		<0.01	U		0.063			0.21			<0.0032	U	
	38 ft	VMP-11-38	11/18/2009	<170	U		<100	U		<1000	U		<87	U		<400	U					<120	U		<100	U		<89	U	
		VMP-11-38-042312	4/23/2012	<0.46	U		<0.27	U		<2.8	U		<0.23	U		<1.1	U		0.45	J		<0.32	U		<0.27	U		0.11	J	
		VMP-11-38-042312-Dup	4/23/2012	<1.6	U		<0.94	U		<9.8	U		<0.81	U		<3.8	U		0.49	J		<1.1	U		<0.94	U		0.098	J	
		VMP-11-38-072312	7/23/2012	<0.76	U		<0.44	U		<4.6	U		<0.38	U		<1.8	U		0.48	J		<0.53	U		<0.44	U		<0.39	U	

SEE PAGES 22 THROUGH 28 OF TABLE FOR NOTES

TABLE 4
CUMULATIVE SUMMARY OF SOIL VAPOR ANALYTICAL DETECTIONS AND SCREENING RESULTS: PUBLIC WORKS YARD AND WRR - VOCS

Location	Depth	Sample ID	Sample Date	2-Propanol			n-Propylbenzene			Styrene			1,1,2,2-Tetrachloroethane			Tetrachloroethene			Tetrahydrofuran			Toluene			1,2,4-Trichlorobenzene			1,1,1-Trichloroethane (Methyl		
										8500						4						40000			50			41000		
				Result (mg/m^3)	Lab Qualifier	URS Qualifier	Result (mg/m^3)	Lab Qualifier	URS Qualifier	Result (mg/m^3)	Lab Qualifier	URS Qualifier	Result (mg/m^3)	Lab Qualifier	URS Qualifier	Result (mg/m^3)	Lab Qualifier	URS Qualifier	Result (mg/m^3)	Lab Qualifier	URS Qualifier	Result (mg/m^3)	Lab Qualifier	URS Qualifier	Result (mg/m^3)	Lab Qualifier	URS Qualifier	Result (mg/m^3)	Lab Qualifier	URS Qualifier
VMP-10	5 ft	VMP-10-5	11/11/2009	0.87			<0.005	U		<0.004	U		<0.007	U		<0.007	U		<0.003	U		0.0046			<0.033	U		<0.006	U	
		VMP-10-5-090710	9/7/2010	0.02			0.0035	J		0.0029	J		<0.0091	U		0.0017	J		<0.0039	U		0.014			<0.039	U		<0.0072	U	
		VMP-10-5-111810	11/17/2010	<0.012	U		<0.0059	U		0.0024	J		<0.0083	U		<0.0082	J	U	<0.0036	U		<0.0046	U		<0.036	U		0.00085	J	
		VMP-10-5-021011	2/10/2011	0.0058	J		<0.0058	U		<0.0051	U		<0.0082	U		<0.0081	U		<0.0035	U		0.0028	J		<0.035	U		<0.0065	U	
		VMP-10-5-040511	4/5/2011	0.065			<0.0054	J	U	<0.0047	U		<0.0076	U		<0.0075	J	U	0.0062			0.0082			<0.033	J	U	<0.006	U	
		VMP-10-5-07/2911	7/29/2011	0.023			<0.0066	U		0.00097	J		<0.0092	U		<0.0091	U		0.0014	J		0.009			<0.04	U		<0.0073	U	
		VMP-10-5-110411	11/4/2011	0.016			<0.0034	U		<0.003	U		<0.0048	U		<0.0047	U		<0.002	U		0.011			<0.021	U		<0.0038	U	
		VMP-10-5-012512	1/26/2012	0.0024	J		<0.0043	U		<0.0037	U		<0.006	U		0.0018	J		<0.0026	U		0.0037			<0.026	U		<0.0048	U	
		VMP-10-5-041212	4/12/2012	0.073			<0.0046	U		<0.004	U		<0.0064	U		<0.0064	U		0.016			0.032			<0.028	U		<0.0051	U	
		VMP-10-5-071312	7/13/2012	0.0023	J		<0.0047	U		<0.0041	U		<0.0066	U		<0.0065	U		0.0073			0.0023	J	U	<0.029	U		<0.0053	U	
	10 ft	VMP-10-10	11/11/2009	<0.011	U		<0.005	U		<0.004	U		<0.007	U		<0.007	U		<0.003	U		<0.004	U		<0.034	U		<0.006	U	
		VMP-10-10-090710	9/7/2010	0.01	J		<0.0065	U		<0.0056	U		<0.0091	U		0.0024	J		<0.0039	U		0.0014	J		<0.039	U		<0.0072	U	
		VMP-10-10-111810	11/17/2010	0.018			<0.0063	U		0.0022	J		<0.0088	U		0.0026	J		0.0023	J		0.0019	J		<0.038	U		0.0013	J	
		VMP-10-10-021111	2/11/2011	0.11			<0.005	J	U	<0.0043	U		<0.0069	U		0.00083	J		0.0023	J		0.0035	J		<0.03	U		<0.0055	U	
		VMP-10-10-040611	4/6/2011	<0.013	U		<0.0065	J	U	<0.0056	U		<0.0091	U		<0.009	J	U	<0.0039	U		0.0018	J		<0.039	J	U	<0.0072	U	
		VMP-10-10-072911	7/29/2011	0.036			<0.0068	U		0.0015	J		<0.0095	U		<0.0094	U		0.002	J		0.024			<0.041	U		<0.0075	U	
		VMP-10-10-110411	11/4/2011	0.0061	J		0.00047	J		<0.0038	U		<0.0061	U		<0.0061	J	U	<0.0026	U		0.01			<0.026	U		<0.0049	U	
		VMP-10-10-110411-DUP	11/4/2011	0.0057	J		0.00049	J		<0.0038	U		<0.0061	U		<0.0061	J	U	<0.0026	U		0.01			<0.026	U		<0.0049	U	
		VMP-10-10-012512	1/26/2012	0.0072	J		0.0025	J		<0.0037	U		<0.006	U		<0.0059	U		0.011			0.0034			<0.026	U		<0.0048	U	
		VMP-10-10-012512-DUP	1/26/2012	0.0066	J		0.00099	J		<0.0039	U		<0.0063	U		<0.0062	U		0.012			0.0032	J		<0.027	U		<0.005	U	
		VMP-10-10-041112	4/11/2012	0.18			<0.0047	J	U	<0.0041	U		<0.0066	U		<0.0065	J	U	0.055			0.07			<0.028	U		<0.0052	U	
		VMP-10-10-071312	7/13/2012	0.014			<0.0046	U		<0.004	U		<0.0064	U		<0.0064	U		0.006			0.003	J	U	<0.028	U		<0.0051	U	
	20 ft	VMP-10-20	11/11/2009	<0.011	U		<0.005	U		<0.004	U		<0.007	U		<0.007	U		<0.003	U		0.0052			<0.033	U		<0.006	U	
		VMP-10-20-D	11/11/2009	<0.012	U		<0.006	U		<0.005	U		<0.008	U		<0.008	U		<0.003	U		0.0058			<0.037	U		<0.006	U	
		VMP-10-20-090710	9/7/2010	0.023			<0.0068	U		<0.0059	U		<0.0095	U		<0.0094	U		0.0036	J		0.005	J		<0.041	U		<0.0075	U	
		VMP-10-20-090710-DUP	9/7/2010	0.033			<0.0063	U		<0.0055	U		<0.0088	U		0.0007	J		0.0042			0.0098			<0.038	U		<0.007	U	
		VMP-10-20-111810	11/17/2010	<0.024	U		<0.012	U		<0.01	U		<0.017	U		<0.016	J	U	<0.0072	U		<0.0092	U		<0.072	U		0.0024	J	
		VMP-10-20-111810-Dup	11/17/2010	0.037			<0.0061	U		0.0025	J		<0.0085	U		<0.0084	J	U	<0.0036	U		0.0012	J		<0.037	U		0.0011	J	
		VMP-10-20-021111	2/11/2011	0.0048	J		<0.006	U		<0.0052	U		<0.0084	U		0.002	J		<0.0036	U		0.0064			<0.036	U		<0.0066	U	
		VMP-10-20-040611	4/6/2011	0.054			<0.0072	U		<0.0063	U		<0.01	U		<0.01	J	U	<0.0043	U		0.026			<0.044	J	U	<0.008	U	
		VMP-10-20-072911	7/29/2011	0.024			<0.0067	U		0.0016	J		<0.0094	U		<0.0092	U		0.0014	J		0.014			<0.04	U		<0.0074	U	
		VMP-10-20-110411	11/4/2011	0.025			0.00042	J		0.0005	J		<0.0061	U		<0.0061	J	U	0.0023	J		0.015			<0.026	U		<0.0049	U	
		VMP-10-20-012612	1/26/2012	0.0024	J		<0.0041	U		<0.0036	U		<0.0058	U		<0.0057	U		0.02			0.0056			<0.025	U		<0.0046	U	
		VMP-10-20-041212	4/12/2012	0.03			<0.0046	U		<0.004	U		<0.0064	U		<0.0064	U		0.0077			0.01			<0.028	U		<0.0051	U	
		VMP-10-20-071612	7/16/2012	0.0014	J		<0.0044	U		<0.0038	U		<0.0061	U		<0.0061	U		0.0041			0.0026	J	U	<0.026	U		<0.0049	U	
	30 ft	VMP-10-30	11/13/2009	<0.012	U		<0.006	U		<0.005	U		<0.008	U		<0.008	U		<0.003	U		<0.004	U		<0.037	U		<0.006	U	
		VMP-10-30-041212	4/12/2012	0.2			<0.0048	U		<0.0042	U		<0.0067	U		<0.0066	U		0.047			0.09			<0.029	U		<0.0053	U	
		VMP-10-30-071612	7/16/2012	0.0012	J		<0.0042	U		<0.0037	U		<0.0059	U		<0.0059	U		0.0046			0.0049			<0.026	U		<0.0047	U	
VMP-11	5 ft	VMP-11-5	11/17/2009	<0.088	U		<0.044	U		<0.038	U		<0.061	U		<0.061	U		<0.026	U		<0.034	U		<0.26	U		<0.049	U	
		VMP-11-5-090710	9/7/2010	<0.013		U	0.00087	J		<0.0053	U		<0.0085	U		<0.0084	U		<0.0036	U		0.003	J		<0.037	U		<0.0067	U	
		VMP-11-5-112210	11/22/2010	0.078			<0.0063	U		0.006			<0.0088	U		<0.0088	U		<0.0038	U		0.0024	J		<0.038	U		<0.007	U	
		VMP-11-5-021511	2/15/2011	0.0096	J		<0.0056	J	U	<0.0048	U		<0.0078	U		<0.0077	U		<0.0034	U		0.0069			<0.034	U		<0.0062	U	
		VMP-11-5-040611	4/6/2011	<0.11	U		<0.053	U		<0.046	U		<0.074	U		<0.073	U		<0.032	U		0.0087	J		<0.32	U		<0.059	U	
		VMP-11-5-080711	8/7/2011	0.068	J		<0.073	U		<0.063	U		<0.1	U		<0.1	U		<0.044	U		0.021	J		<0.44	U		<0.081	U	
		VMP-11-5-111111	11/11/2011	<0.029	U		<0.014	U		<0.012	U		<0.02	U		<0.02	U		<0.0086	U		0.01	J		<0.087	U		<0.016	U	
		VMP-11-5-012612	1/26/2012	0.012			<0.0043	U		<0.0037	U		<0.006	U		<0.0059	U		<0.0026	U		0.0054			<0.026	U		<0.0048	U	
		VMP-11-5-041912	4/19/2012	0.062			0.0022	J		0.0016	J		<0.0067	U		0.0047	J		0.0088			0.036			<0.029	U		<0.0053	J	U
		VMP-11-5-071912	7/16/2012	0.012	J		<0.0062	U		<0.0054	U		0.0015	J	U	<0.0086	U		0.0038			0.0037	J		<0.038	U		<0.0069	U	
	8 ft	VMP-11-8	11/17/2009	0.032			<0.006	U		<0.005	U		<0.008	U		<0.008	U		<0.003	U		<0.004	U		<0.037	U		<0.006	U	
		VMP-11-8-090810	9/8/2010	<0.013	J	U	<0.0063	U		<0.0055	U		<0.0088	U		<0.0088	U		<0.0038	U		0.0025	J		<0.038	U		<0.007	U	
		VMP-11-8-112210	11/22/2010	0.033			<0.0063	U		0.0035	J		<0.0088	U		<0.0088	U		<0.0038	U		<0.0049	J	U	<0.038	U		<0.007	U	
		VMP-11-8-021111	2/11/2011	0.0044	J		<0.0061	U		<0.0053	U		<0.0086	U		<0.0085	U		<0.0037	U		<0.0047	U		<0.037	U		<0.0068	U	
		VMP-11-8-021111-DUP	2/11/2011	0.0062	J		<0.0058	U		<0.005	U		<0.0081	U		<0.008	U		<0.0035	U		<0.0044	U		<0.035	U		<0.0064	U	
		VMP-11-8-040611	4/6/2011	<0.054	U		<0.027	U		<0.024	U		<0.038	U		<0.038	U		<0.016	U		<0.021	U		<0.16	U		<0.03	U	
		VMP-11-8-040611-DUP	4/6/2011	<0.047	U		<0.024	U		<0.02	U		<0.033	U		<0.033	U		<0.014	U		0.0034	J		<0.14	U		<0.026	U	
		VMP-11-8-080711	8/7/2011	0.11	J		<0.073	U		<0.063	U		<0.1	U		<0.1	U		<0.044	U		0.019	J		<0.44	U		<0.081	U	
		VMP-11-8-111411	11/14/2011	0.049			<0.0043	U		<0.0037	U		<0.006	U		0.0038	J		0.0011	J		0.013			<0.026	U		<0.0048	U	
		VMP-11-8-012612	1/26/2012	0.0092			<0.0042	U		<0.0036	U		<0.0059	U		<0.0058	U		<0.0025	U		0.0045			<0.025	U		<0.0047	U	
		VMP-11-8-041912	4/19/2012	0.068			0.00058	J		0.0014	J		<0.0067	U		0.006	J		0.0086			0.034			<0.029	U		<0.0053	J	U
		VMP-11-8-072012	7/20/2012	0.0062	J		<0.0048	U		<0.0042	U		<0.0067	U		<0.0066	U		0.0022	J		<0.0037	U		<0.029	U		<0.0053	U	
	29 ft	VMP-11-29	11/18/2009	<84	U		<42	U		<36	U		<58	U		<58	U		<25	U		<32	U		<250	U		<46	U	
		VMP-11-29-090810	9/8/2010	<0.32	U		0.059	J		<0.14	U		<0.22	U		<0.22	U		<0.095	U		<0.12	U		<0.96	U		<0.18	U	
		VMP-11-29-112210	11/22/2010	<4.5	U		<2.3	U		<2	U		<3.2	U		<3.1	U		<1.4	U		<1.7	U		<14	U		<2.5	U	
		VMP-11-29-112210-Dup	11/22/2010	<3.2	U		<1.6	U		<1.4	U		<2.2	U		0.69	J		<0.94	U		<1.2	U		<9.5	U		<1.7	U	
		VMP-11-29-021411	2/14/2011	0.023			<0.0061	U		<0.0053	U		<0.0086	U		0.0014	J		<0.0037	U		0.0027	J		<0.037	U		<0.0068	U	
		VMP-11-29-040611	4/6/2011	<0.093	U		<0.046	U		<0.04	U		<0.065	U		<0.064	U		<0.028	U		<0.036	U		<0.28	U		<0.052	U	
		VMP-11-29-082511	8/25/2011	0.033			<0.0068	U		0.00098	J		<0.0095	U		<0.0094	U		<0.0041	U		0.0079			<0.041	U		<0.0075	U	
		VMP-11-29-082511-Dup	8/25/2011	0.034			<0.0068	U		0.00091	J		<0.0095	U		<0.0094	U		0.001	J		0.0071			<0.041	U		<0.0075	U	
		VMP-11-29-111411	11/14/2011	0.018			<0.0043	U		<0.0037	U		<0.006	U		<0.0059	U		<0.0026	U		0.014			<0.026	U		<0.0048	U	
		VMP-11-29-012612	1/26/2012	0.0035	J		<0.0041	U		<0.0036	U		<0.0058	U		<0.0057	U		<0.0025	U		0.0028	J		<0.025	U		<0.0046	U	
		VMP-11-29-042712	4/27/2012	0.029			<0.0043	U		<0.0037	U		<0.006	U		0.0018	J		0.0031			0.012			<0.026	U		<0.0048	U	
		VMP-11-29-072012	7/23/2012	0.076			0.0011	J		0.0033	J		<0.006	U		<0.0059	U		0.0056			0.1			<0.026	U		<0.0048	U	
	38 ft	VMP-11-38	11/18/2009	<240	U		<120	U		<100	U		<170	U		<170	U		<73	U		<93	U		<730	U		<130	U	
		VMP-11-38-042312	4/23/2012	<0.64	U		<0.32	U		<0.28	U		<0.45	U		0.3	J		<0.19	U		<0.25	U		<1.9	U		<0.36	U	
		VMP-11-38-042312-Dup	4/23/2012	<2.2	U		<1.1	U		<0.98	U		<1.6	U		0.42	J		<0.68	U		<0.86	U		<6.8	U		<1.2	U	
		VMP-11-38-072312	7/23/2012	<1.1	U		<0.53	U		<0.46	U		<0.74	U		<0.74	U		<0.32	U		<0.41	U		<3.2	U		<0.59	U	

SEE PAGES 22 THROUGH 28 OF TABLE FOR NOTES

TABLE 4
CUMULATIVE SUMMARY OF SOIL VAPOR ANALYTICAL DETECTIONS AND SCREENING RESULTS: PUBLIC WORKS YARD AND WRR - VOCS

Location	Depth	Sample ID	Sample Date	1,1,2-Trichloroethane 170000			Trichloroethene 12			Trichlorofluoromethane 5600			1,2,4-Trimethylbenzene			1,3,5-Trimethylbenzene			2,2,4-Trimethylpentane			Vinyl chloride 4.8			m,p-Xylene 820			o-Xylenes 790		
				Result (mg/m^3)	Lab Qualifier	URS Qualifier	Result (mg/m^3)	Lab Qualifier	URS Qualifier	Result (mg/m^3)	Lab Qualifier	URS Qualifier	Result (mg/m^3)	Lab Qualifier	URS Qualifier	Result (mg/m^3)	Lab Qualifier	URS Qualifier	Result (mg/m^3)	Lab Qualifier	URS Qualifier	Result (mg/m^3)	Lab Qualifier	URS Qualifier	Result (mg/m^3)	Lab Qualifier	URS Qualifier	Result (mg/m^3)	Lab Qualifier	URS Qualifier
VMP-10	5 ft	VMP-10-5	11/11/2009	<0.006	U		<0.005	U		<0.006	U		<0.005	U		<0.005	U		<0.005	U		<0.002	U		<0.004	U		<0.004	U	
		VMP-10-5-090710	9/7/2010	<0.0072	U		<0.0071	U		0.001	J		0.007			0.0023	J		0.093			<0.0034	U		0.014			0.0065		
		VMP-10-5-111810	11/17/2010	<0.0066	U		<0.0065	J	U	0.00082	J		<0.0059	U		<0.0059	U		0.025			<0.0031	U		<0.0052	J	U	<0.0052	U	
		VMP-10-5-021011	2/10/2011	<0.0065	U		<0.0064	U		<0.0067	U		0.0013	J		<0.0058	U		0.2			<0.003	U		0.0046	J		0.0011	J	
		VMP-10-5-040511	4/5/2011	<0.006	U		<0.0059	J	U	0.00085	J		0.0054			<0.0054	J	U	0.011			<0.0028	U		0.0058			<0.0048	J	U
		VMP-10-5-07/2911	7/29/2011	<0.0073	U		<0.0072	U		<0.0075	U		<0.0066	J	U	<0.0066	U		0.003	J		<0.0034	U		0.0033	J		0.00096	J	
		VMP-10-5-110411	11/4/2011	<0.0038	U		<0.0037	U		0.00084	J	J	<0.0034	J	U	<0.0034	J	U	<0.0032	U		<0.0018	U		0.0027	J		0.00085	J	
		VMP-10-5-012512	1/26/2012	<0.0048	U		0.0012	J		<0.0049	U		<0.0043	U		<0.0043	U		0.0031	J		<0.0022	U		0.00089	J		<0.0038	U	
		VMP-10-5-041212	4/12/2012	<0.0051	U		<0.005	U		0.0013	J		<0.0046	U		<0.0046	U		0.034			<0.0024	U		<0.0041	J	U	<0.0041	U	
		VMP-10-5-071312	7/13/2012	<0.0053	U		<0.0052	U		0.0013	J		0.00088	J	U	<0.0047	U		0.0014	J	U	<0.0025	U		0.0014	J	U	<0.0042	U	
	10 ft	VMP-10-10	11/11/2009	<0.006	U		<0.006	U		<0.006	U		<0.005	U		<0.005	U		<0.005	U		<0.002	U		<0.005	U		<0.005	U	
		VMP-10-10-090710	9/7/2010	<0.0072	U		<0.0071	U		0.00097	J		<0.0065	U		<0.0065	U		0.048			<0.0034	U		0.0011	J		<0.0057	U	
		VMP-10-10-111810	11/17/2010	<0.007	U		<0.0069	J	U	0.00098	J		<0.0063	U		<0.0063	U		0.026			<0.0033	U		<0.0056	J	U	<0.0056	U	
		VMP-10-10-021111	2/11/2011	<0.0055	U		0.002	J		0.00063	J		<0.005	J	U	<0.005	U		0.018			<0.0026	U		0.0034	J		0.0011	J	
		VMP-10-10-040611	4/6/2011	<0.0072	U		<0.0071	J	U	0.0012	J		<0.0065	J	U	<0.0065	U		0.0088			<0.0034	U		<0.0057	J	U	<0.0057	U	
		VMP-10-10-072911	7/29/2011	<0.0075	U		<0.0074	U		<0.0078	U		0.0047	J		<0.0068	J	U	0.0094			<0.0035	U		0.0072			0.0018	J	
		VMP-10-10-110411	11/4/2011	<0.0049	U		<0.0048	J	U	0.00083	J		0.0019	J		0.00059	J		0.001	J		<0.0023	U		0.0029	J		0.00099	J	
		VMP-10-10-110411-DUP	11/4/2011	<0.0049	U		<0.0048	J	U	0.00093	J		0.0015	J		0.00047	J		0.00076	J		<0.0023	U		0.0025	J		0.0011	J	
		VMP-10-10-012512	1/26/2012	<0.0048	U		0.0014	J		<0.0049	U		<0.0043	U		<0.0043	U		<0.0041	U		<0.0022	U		0.0015	J		0.00071	J	
		VMP-10-10-012512-DUP	1/26/2012	<0.005	U		0.0014	J		<0.0051	U		0.0012	J		<0.0045	U		0.008			<0.0023	U		0.0016	J		0.00087	J	
		VMP-10-10-041112	4/11/2012	<0.0052	U		<0.0051	U		<0.0054	U		<0.0047	J	U	<0.0047	U		0.057			<0.0024	U		0.0048			0.0022	J	
		VMP-10-10-071312	7/13/2012	<0.0051	U		<0.005	U		<0.0053	U		0.00096	J	U	<0.0046	U		0.0019	J	U	<0.0024	U		0.0017	J	U	0.00082	J	U
	20 ft	VMP-10-20	11/11/2009	<0.006	U		<0.006	U		<0.006	U		<0.005	U		<0.005	U		<0.005	U		<0.002	U		<0.004	U		<0.004	U	
		VMP-10-20-D	11/11/2009	<0.006	U		<0.006	U		<0.006	U		<0.006	U		<0.006	U		<0.005	U		<0.003	U		<0.005	U		<0.005	U	
		VMP-10-20-090710	9/7/2010	<0.0075	U		<0.0074	U		0.0013	J		0.0016	J		<0.0068	U		0.027		J	<0.0035	U		0.0043	J		0.0015	J	
		VMP-10-20-090710-DUP	9/7/2010	<0.007	U		<0.0069	U		0.0018	J		0.0013	J		<0.0063	U		0.011		J	<0.0033	U		0.0037	J		0.0013	J	
		VMP-10-20-111810	11/17/2010	<0.013	U		0.0042	J		<0.014	U		<0.012	U		<0.012	U		0.01	J	J	<0.0062	U		<0.011	U		<0.011	U	
		VMP-10-20-111810-Dup	11/17/2010	<0.0067	U		0.002	J		0.00085	J		<0.0061	U		<0.0061	U		0.03		J	<0.0032	U		<0.0054	J	U	<0.0054	U	
		VMP-10-20-021111	2/11/2011	<0.0066	U		0.0033	J		<0.0068	U		<0.006	U		<0.006	U		0.014			<0.0031	U		0.00059	J		<0.0053	U	
		VMP-10-20-040611	4/6/2011	<0.008	U		<0.0079	J	U	0.0014	J		<0.0072	J	U	<0.0072	U		0.031			<0.0038	U		<0.0068		U	0.0016	J	
		VMP-10-20-072911	7/29/2011	<0.0074	U		<0.0073	U		<0.0077	U		0.005	J		<0.0067	J	U	0.0054	J		<0.0035	U		0.0053	J		0.0018	J	
		VMP-10-20-110411	11/4/2011	<0.0049	U		<0.0048	U		0.001	J		<0.0044	U		0.00043	J		0.0012	J		<0.0023	U		0.0034	J		0.0011	J	
		VMP-10-20-012612	1/26/2012	<0.0046	U		0.001	J		<0.0047	U		<0.0041	U		<0.0041	U		0.015			<0.0021	U		0.0014	J		0.00042	J	
		VMP-10-20-041212	4/12/2012	<0.0051	U		<0.005	U		0.0009	J		<0.0046	U		<0.0046	U		0.064			<0.0024	U		<0.0041	J	U	<0.0041	U	
		VMP-10-20-071612	7/16/2012	<0.0049	U		<0.0048	U		0.0012	J		0.00091	J	U	<0.0044	U		0.0023	J	U	<0.0023	U		0.0017	J	U	<0.0039	U	
	30 ft	VMP-10-30	11/13/2009	<0.006	U		<0.006	U		<0.007	U		<0.006	U		<0.006	U		<0.005	U		<0.003	U		<0.005	U		<0.005	U	
		VMP-10-30-041212	4/12/2012	<0.0053	U		<0.0053	U		0.0018	J		<0.0048	U		<0.0048	U		0.12			<0.0025	U		0.0038	J		0.0013	J	
		VMP-10-30-071612	7/16/2012	<0.0047	U		<0.0046	U		0.0013	J		0.0019	J	U	<0.0042	U		0.0018	J	U	<0.0022	U		0.0026	J	U	<0.0038	U	
VMP-11	5 ft	VMP-11-5	11/17/2009	<0.049	U		<0.048	U		<0.05	U		<0.044	U		<0.044	U		<0.042	U		<0.023	U		<0.039	U		<0.039	U	
		VMP-11-5-090710	9/7/2010	<0.0067	U		<0.0066	U		0.0012	J		<0.0061	U		<0.0061	U		0.041			<0.0032	U		0.0015	J		<0.0054	U	
		VMP-11-5-112210	11/22/2010	<0.007	U		<0.0069	U		<0.0072	U		<0.0063	U		<0.0063	U		0.0019	J		<0.0033	U		<0.0056	J	U	<0.0056	U	
		VMP-11-5-021511	2/15/2011	<0.0062	U		0.0024	J		0.001	J		<0.0056	J	U	<0.0056	U		0.065			<0.0029	U		0.0089			0.0029	J	
		VMP-11-5-040611	4/6/2011	<0.059	U		<0.058	U		<0.061	U		<0.053	U		<0.053	U		0.11			<0.028	U		<0.047	U		<0.047	U	
		VMP-11-5-080711	8/7/2011	<0.081	U		<0.08	U		<0.083	U		<0.073	U		<0.073	U		<0.069	U		<0.038	U		0.012	J		<0.064	U	
		VMP-11-5-111111	11/11/2011	<0.016	U		<0.016	U		<0.016	U		<0.014	U		<0.014	U		0.94			<0.0075	U		0.0036	J		<0.013	U	
		VMP-11-5-012612	1/26/2012	<0.0048	U		0.001	J		<0.0049	U		<0.0043	U		<0.0043	U		<0.0041	U		<0.0022	U		0.0031	J		0.0007	J	
		VMP-11-5-041912	4/19/2012	<0.0053	U		<0.0053	U		0.0017	J		0.0023	J		0.0012	J		0.21			<0.0025	U		0.012			0.0033	J	
		VMP-11-5-071912	7/16/2012	<0.0069	U		0.0024	J	U	0.0015	J		<0.0062	U		<0.0062	U		0.0061			<0.0032	U		0.001	J	U	<0.0055	U	
	8 ft	VMP-11-8	11/17/2009	<0.006	U		<0.006	U		<0.006	U		<0.006	U		<0.006	U		<0.005	U		<0.003	U		<0.005	U		<0.005	U	
		VMP-11-8-090810	9/8/2010	<0.007	U		<0.0069	U		0.002	J		<0.0063	U		<0.0063	U		0.01			<0.0033	U		<0.0056	J	U	<0.0056	U	
		VMP-11-8-112210	11/22/2010	<0.007	U		<0.0069	U		<0.0072	U		<0.0063	U		<0.0063	U		0.0024	J		<0.0033	U		<0.0056	J	U	<0.0056	U	
		VMP-11-8-021111	2/11/2011	<0.0068	U		0.0034	J		<0.007	U		<0.0061	U		<0.0061	U		0.012			<0.0032	U		<0.0054	U		<0.0054	U	
		VMP-11-8-021111-DUP	2/11/2011	<0.0064	U		0.0031	J		0.001	J		<0.0058	U		<0.0058	U		0.0085			<0.003	U		<0.0051	U		<0.0051	U	
		VMP-11-8-040611	4/6/2011	<0.03	U		<0.03	U		<0.031	U		<0.027	U		<0.027	U		0.062			<0.014	U		<0.024	U		<0.024	U	
		VMP-11-8-040611-DUP	4/6/2011	<0.026	U		0.0028	J		<0.027	U		<0.024	U		<0.024	U		0.048			<0.012	U		<0.021	U		<0.021	U	
		VMP-11-8-080711	8/7/2011	<0.081	U		<0.08	U		<0.083	U		<0.073	U		<0.073	U		<0.069	U		<0.038	U		0.01	J		<0.064	U	
		VMP-11-8-111411	11/14/2011	<0.0048	U		0.0015	J		<0.0049	U		0.0012	J		<0.0043	U		0.031			<0.0022	U		0.003	J		0.0007	J	
		VMP-11-8-012612	1/26/2012	<0.0047	U		0.00099	J		<0.0048	U		<0.0042	U		<0.0042	U		<0.004	U		<0.0022	U		0.001	J		<0.0037	U	
		VMP-11-8-041912	4/19/2012	<0.0053	U		<0.0053	U		0.0016	J		<0.0048	U		<0.0048	U		0.01			<0.0025	U		0.0075			0.0019	J	
		VMP-11-8-072012	7/20/2012	<0.0053	U		<0.0053	U		0.0013	J		<0.0048	U		<0.0048	U		<0.0046	U		<0.0025	U		<0.0042	U		<0.0042	U	
	29 ft	VMP-11-29	11/18/2009	<46	U		<46	U		<48	U		<42	U		<42	U		<40	U		<22	U		<37	U		<37	U	
		VMP-11-29-090810	9/8/2010	<0.18	U		<0.17	U		<0.18	U		0.17			0.088	J		1.1			<0.082	U		0.1	J		0.072	J	
		VMP-11-29-112210	11/22/2010	<2.5	U		<2.5	U		<2.6	U		<2.3	U		<2.3	U		1.8	J		<1.2	U		<2	U		<2	U	
		VMP-11-29-112210-Dup	11/22/2010	<1.7	U		<1.7	U		<1.8	U		<1.6	U		<1.6	U		1.8			<0.82	U		<1.4	U		<1.4	U	
		VMP-11-29-021411	2/14/2011	<0.0068	U		0.0028	J		<0.007	U		<0.0061	J	U	<0.0061	U		0.19			<0.0032	U		0.0043	J		0.0016	J	
		VMP-11-29-040611	4/6/2011	<0.052	U		<0.051	U		<0.053	U		<0.046	U		<0.046	U		0.096			<0.024	U		<0.041	U		<0.041	U	
		VMP-11-29-082511	8/25/2011	<0.0075	U		<0.0074	U		<0.0078	U		0.0023	J		<0.0068	U		0.002	J		<0.0035	U		0.0037	J		0.0011	J	
		VMP-11-29-082511-Dup	8/25/2011	<0.0075	U		<0.0074	U		<0.0078	U		0.0023	J		<0.0068	U		0.004	J		<0.0035	U		0.0033	J		0.0011	J	
		VMP-11-29-111411	11/14/2011	<0.0048	U		0.0014	J		<0.0049	U		0.00088	J		<0.0043	U		0.005			<0.0022	U		0.0018	J		0.00048	J	
		VMP-11-29-012612	1/26/2012	<0.0046	U		0.001	J		<0.0047	U		<0.0041	U		<0.0041	U		<0.0039	U		<0.0021	U		<0.0036	U		<0.0036	U	
		VMP-11-29-042712	4/27/2012	<0.0048	U		<0.0047	U		0.00099	J		0.0011	J		<0.0043	U		0.013			<0.0022	U		0.0046			0.0014	J	
		VMP-11-29-072012	7/23/2012	<0.0048	U		<0.0047	U		0.0013	J		0.0056			0.0015	J		0.028			<0.0022	U		0.023			0.0062		
	38 ft	VMP-11-38	11/18/2009	<130	U		<130	U		<140	U		<120	U		<120	U		<120	U		<63	U		<110	U		<110	U	
		VMP-11-38-042312	4/23/2012	<0.36	U		<0.35	U		<0.37	U		<0.32	U		<0.32	U		<0.3	U		<0.17	U		<0.28	U		<0.28	U	
		VMP-11-38-042312-Dup	4/23/2012	<1.2	U		<1.2	U		<1.3	U		<1.1	U		<1.1	U		<1.1	U		<0.58	U		<0.99	U		<0.99	U	
		VMP-11-38-072312	7/23/2012	<0.59	U		<0.58	U		<0.61	U		<0.53	U		<0.53	U		<0.51	U		<0.28	U		<0.47	U		<0.47	U	

SEE PAGES 22 THROUGH 28 OF TABLE FOR NOTES

TABLE 4
CUMULATIVE SUMMARY OF SOIL VAPOR ANALYTICAL DETECTIONS AND SCREENING RESULTS: PUBLIC WORKS YARD AND WRR - VOCS

Location	Depth	Sample ID	Sample Date	Acetone 750000			alpha-Chlorotoluene			Benzene 2.8			Bromodichloromethane 450000			Bromoform 52			Bromomethane 42			1,3-Butadiene			Butane			2-Butanone 40000		
				Result	Lab	UBS	Result	Lab	UBS	Result	Lab	UBS	Result	Lab	UBS	Result	Lab	UBS	Result	Lab	UBS	Result	Lab	UBS	Result	Lab	UBS	Result	Lab	UBS
VMP-12	5 ft	VMP-12-5	11/13/2009	<30	U		<16	U		7500			<21	U		<33	U		<12	U		<7	U					<9.3	U	
		VMP-12-5-090310	9/3/2010	<13	U		<7	U		230			<9	U		<14	U		<5.2	U		<3	U					<4	U	
		VMP-12-5-120310	12/3/2010	<130	U		<69	U		16000			<89	U		<140	U		<52	U		<29	U					<39	U	
		VMP-12-5-021511	2/15/2011	<5.8	U		<3.2	U		80			<4.1	U		<6.3	U		<2.4	U		<1.3	U					<1.8	U	
		VMP-12-5-041911	4/19/2011	17	J		<23	U		5.8	J		<30	U		<46	U		<17	U		<9.9	U		3200			<53	U	
		VMP-12-5-080411	8/4/2011	<11	U		<6	U		200			<7.7	U		<12	U		<4.5	U		<2.6	U		2800			<14	U	
		VMP-12-5-111611	11/16/2011	<0.0077	U		<0.0042	U		0.9			<0.0055	U		<0.0084	U		<0.0032	U		<0.0018	U		0.098			0.0017	J	
		VMP-12-5-012412	1/24/2012	<0.087	J	U	<0.19	U		6.8			<0.061	U		<0.38	U		<0.036	U		<0.02	U		3			<0.11	U	
		VMP-12-5-041912	4/19/2012	0.021	J		<0.0047	U		0.063			<0.0061	U		<0.0094	U		<0.036	U		<0.002	U		0.0057	J		0.0051	J	
		VMP-12-5-072612	7/26/2012	0.057			<0.005	U		0.12		J	<0.0065	U		<0.01	U		<0.038	U		<0.0022	U		0.014			0.0057	J	
		VMP-12-5-072612-Dup	7/26/2012	0.032			<0.0046	U		0.0018	J	J	<0.006	U		<0.0092	U		<0.034	U		<0.002	U		<0.0085	U		<0.01	U	
	11.5 ft	VMP-12-11.5	11/13/2009	<52	U		<28	U		8400			<37	U		<57	U		<21	U		<12	U					<16	U	
		VMP-12-11.5-090310	9/3/2010	<16	U		<8.9	U		4100			<12	U		<18	U		<6.7	U		<3.8	U					<5.1	U	
		VMP-12-11.5-120310	12/3/2010	<14	U		<7.7	U		2000			<10	U		<15	U		<5.8	U		<3.3	U					<4.4	U	
		VMP-12-11.5-021511	2/15/2011	<13	U		<6.9	U		1600			<9	U		<14	U		<5.2	U		<3	U					<4	U	
		VMP-12-11.5-021511-DUP	2/15/2011	<11	U		<6	U		1300			<7.7	U		<12	U		<4.5	U		<2.6	U					<3.4	U	
		VMP-12-11.5-041911	4/19/2011	15	J		<21	U		810			<27	U		<42	U		<16	U		<8.9	U		4300			<48	U	
		VMP-12-11.5-080411	8/4/2011	<13	U		<7.3	U		1200			<9.4	U		<14	U		<5.5	U		<3.1	U		1500			<17	U	
		VMP-12-11.5-111611	11/16/2011	<0.11	U		<0.058	U		4.6			<0.075	U		<0.12	U		<0.044	U		<0.025	U		2.8			<0.13	U	
		VMP-12-11.5-012412	1/24/2012	<1	U		<2.2	U		4.1			<0.7	U		<4.3	U		<0.41	U		<0.23	U		100			<1.2	U	
		VMP-12-11.5-041912	4/19/2012	<0.091	U		<0.049	U		0.065			<0.064	U		<0.099	U		<0.037	U		<0.021	U		0.3			<0.11	U	
		VMP-12-11.5-082012	8/20/2012	0.031	J	J	<0.0078	U		0.044			<0.01	U		<0.016	U		0.0032	J		<0.0034	U		<0.014	U		0.048		
	25 ft	VMP-12-25	11/13/2009	<110	U		<58	U		18000			<76	U		<120	U		<44	U		<25	U					<33	U	
		VMP-12-25-090310	9/3/2010	<21	U		<11	U		14000			<15	U		<23	U		<8.5	U		<4.9	U					<6.5	U	
		VMP-12-25-120310	12/3/2010	<1	U		<0.56	U		3.8			<0.73	U		<1.1	U		<0.42	U		<0.24	U					<0.32	U	
		VMP-12-25-021511	2/15/2011	6.9	J		<14	U		7600			<18	U		<27	U		<10	U		<5.9	U					<7.8	U	
		VMP-12-25-041911	4/19/2011	27	J		<22	U		8300			<29	U		<45	U		<17	U		<9.6	U		3500			<51	U	
		VMP-12-25-080411	8/4/2011	<26	U		<14	U		3500			<18	U		<28	U		<11	U		<6.1	U		4000			<32	U	
		VMP-12-25-111611	11/16/2011	<30	U		<16	U		2600			<21	U		<32	U		<12	U		<6.9	U		3400			7.8	J	
		VMP-12-25-012412	1/24/2012	<11	U		<25	U		5100			<8	U		<50	U		<4.7	U		<2.6	U		3200			<14	U	
		VMP-12-25-012412-DUP	1/24/2012	7.3	J		<180	U		5400			<59	U		<360	U		<34	U		<19	U		3300			<100	U	
		VMP-12-25-041912	4/19/2012	<8.7	U		<4.7	U		500			<6.1	U		<9.4	U		<3.6	U		<2	U		360			<11	U	
		VMP-12-25-072712	7/27/2012	<9.5	U		<5.2	U		24			<6.7	U		<10	U		<3.9	U		<2.2	U		28			<12	U	
		VMP-12-25-072712-Dup	7/27/2012	<9.5	U		<5.2	U		30			<6.7	U		<10	U		<3.9	U		<2.2	U		34			<12	U	
	39 ft	VMP-12-39	11/13/2009	<110	U		<61	U		26000			<79	U		<120	U		<46	U		<26	U					<35	U	
		VMP-12-39-041911	4/19/2011	24	J		<22	U		10000			<28	U		<44	U		<16	U		<9.3	U		3200			<50	U	
		VMP-12-39-012412	1/24/2012	<83	U		<180	U		5400			<59	U		<360	U		<34	U		<19	U		3300			<100	U	
		VMP-12-39-041912	4/19/2012	5.6	J		<23	U		1400			<29	U		<45	U		<17	U		<9.7	U		930			<52	U	
		VMP-12-39-072612	7/26/2012	<19	U		<10	U		3100			<13	U		<21	U		<7.8	U		<4.4	U		580			<24	U	
VMP-13	5 ft	VMP-13-5	11/16/2009	<23	U		<12	U		5900			<16	U		<25	U		<9.4	U		<5.4	U					<7.1	U	
		VMP 13-5-091310	9/13/2010	0.032	J		<0.046	U		9			<0.059	U		<0.091	U		<0.034	U		<0.019	U					0.0055	J	
		VMP-13-5-120110	12/1/2010	0.013			<0.006	U		0.0049			<0.0078	U		<0.012	U		<0.0045	U		<0.0026	U					<0.0034	J	U
		VMP-13-5-021811	2/18/2011	0.013	J		<0.0071	U		0.0023	J		<0.0092	U		<0.014	U		<0.0054	U		<0.003	U					0.0019	J	
		VMP-13-5-040511	4/5/2011	0.017	J		<0.014	U		0.048			<0.018	U		<0.028	U		<0.011	U		<0.0061	U		0.018	J		<0.032	U	
		VMP-13-5-080911	8/9/2011	0.061		J	<0.015	J	U	0.026		J	<0.02	U		<0.031	U		<0.011	U		<0.0065	U		1.7		J	0.013	J	
		VMP-13-5-080911-DUP	8/9/2011	0.095		J	<0.014	U		0.018		J	<0.018	U		<0.027	U		<0.01	U		<0.0058	U		1.2		J	0.015	J	
		VMP-13-5-111411	11/14/2011	0.01			<0.0048	U		0.011			<0.0062	U		<0.0095	U		<0.0036	U		<0.002	U		0.0032	J		0.003	J	
		VMP-13-5-012712	1/27/2012	0.034	J	J	<0.16	U		8.2		J	<0.052	U		<0.32	U		<0.03	U		<0.017	U		0.21		J	<0.091	U	
		VMP-13-5-042012	4/20/2012	0.019	J		<0.0046	J	U	0.0027	J		<0.006	U		<0.0092	U		<0.035	U		<0.002	U		<0.0085	U		0.019		
		VMP-13-5-071912	7/19/2012	0.1			<0.0048	U	UJ	0.0039			<0.0063	U		<0.0097	U		<0.036	U		<0.0021	U		0.0029	J	J	0.017		
		VMP-13-5-071912-Dup	7/19/2012	0.097			<0.0048	U	UJ	0.004			<0.0063	U		<0.0097	U		<0.036	U		<0.0021	U			J	J	0.016		
	10.5 ft	VMP-13-10.5	11/17/2009	<2.8	U		<1.5	U		500			<2	U		<3.1	U		<1.2	U		<0.66	U					<0.88	U	
		VMP-13-10.5-D	11/17/2009	<2.9	U		<1.6	U		570			<2.1	U		<3.2	U		<1.2	U		<0.68	U					<0.91	U	
		VMP 13-10.5-091310	9/13/2010	0.017	J		<0.017	U		3.3			<0.022	U		<0.034	U		<0.013	U		<0.0072	U					<0.0096	U	
		VMP 13-10.5-091310-Dup	9/13/2010	0.07			<0.016	U		3.4			<0.021	U		<0.033	U		<0.012	U		<0.007	U					0.0036	J	
		VMP-13-10.5-120110	12/1/2010	0.012			<0.0067	U		0.0045			<0.0087	U		<0.013	U		<0.005	U		<0.0029	U					<0.0038	J	U
		VMP-13-10.5-120110-DUP	12/1/2010	<0.013	J	U	<0.007	U		0.0066			<0.009	U		<0.014	U		<0.0052	U		<0.003	U					<0.004	J	U
		VMP-13-10.5-021811	2/18/2011	2.8	J		<2.8	U		420			<3.6	U		<5.5	U		<2.1	U		<1.2	U					<1.6	U	
		VMP-13-10.5-021811-DUP	2/18/2011	<4.9	U		<2.7	U		420			<3.4	U		<5.3	U		<2	U		<1.1	U					<1.5	U	
		VMP-13-10.5-040511-DUP	4/5/2011	0.012	J		<0.0071	U		0.017			<0.0092	U		<0.014	U		<0.0054	U		<0.003	U		0.012	J		<0.016	U	
		VMP-13-10.5-080911	8/9/2011	<0.29	U		<0.16	U		51			<0.2	U		<0.31	U		<0.12	U		<0.067	U		33			<0.36	U	
		VMP-13-10.5-111411	11/14/2011	0.013			<0.0046	U		0.013			<0.0059	U		<0.0091	U		<0.0034	U		<0.0019	U		0.0054	J		0.0037	J	
		VMP-13-10.5-012712	1/26/2012	0.02	J		<0.013	U		2.6		J	<0.016	U		<0.025	U		<0.0095	U		<0.0054	U		0.05			<0.029	U	
		VMP-13-10.5-012712-DUP	1/26/2012	<0.033	U		<0.018	U		3.9		J	<0.023	U		<0.036	U		<0.014	U		<0.0077	U		0.08			<0.041	U	
		VMP-13-10.5-042012	4/20/2012	0.027			0.0014	J		0.0088			<0.0059	U		<0.009	U		<0.034	U		<0.0019	U		0.0046	J		0.015		
		VMP-13-10.5-071912	7/19/2012	0.15			<0.0048	U	UJ	0.0078			<0.0063	U		<0.0097	U		<0.036	U		<0.0021	U		0.0061	J	J	0.021		
	21.5 ft	VMP-13-21.5	11/17/2009	<140	U		<79	U		24000			<100	U		<160	U		<59	U		<34	U					<45	U	
		VMP 13-21.5-091310	9/13/2010	<23	U		<12	U		5800			<16	U		<25	U		<9.4	U		<5.4	U					<7.1	U	
		VMP-13-21.5-120110	12/1/2010	<44	U		<24	U		5400			<31	U		<48	U		<18	U		<10	U					<14	U	
		VMP-13-21.5-021811	2/18/2011	<6.6	U		<3.6	U		640			<4.7	U		<7.2	U		<2.7	U		<1.5	U					<2.1	U	
		VMP-13-21.5-040511	4/5/2011	<9.6	U		<5.2	U		1400			<6.8	U		<10	U		<3.9	U		<2.2	U		35			<12	U	
		VMP-13-21.5-080911	8/9/2011	<1.2	U		<0.65	U		830			<0.84	U		<1.3	U		<0.49	U		<0.28	U		59			<1.5	U	
		VMP-13-21.5-111411	11/14/2011	3.6	J		<3	U		420			<3.8	U		<5.9	U		<2.2	U		<1.3	U		32			0.98	J	
		VMP-13-21.5-111411-DUP	11/14/2011	3.7	J		<3	U		410			<3.8	U		<5.9	U		<2.2	U		<1.3	U		31			<6.8	U	
		VMP-13-21.5-012712	1/27/2012	<1.3	U		<2.8	U		370		J	<0.9	U		<5.5	U		<0.52	U		<0.3	U		16		J	<1.6	U	
		VMP-13-21.5-042012	4/20/2012	0.17	J		<0.077	U		0.098			<0.1	U		<0.15	U		<0.58	U		<0.033	U		5.6			<0.18	U	
		VMP-13-21.5-071912	7/19/2012	0.18			<0.0048	U	UJ	0.009			<0.0063	U		<0.0097	U		<0.036	U		<0.0021	U		0.13	J	J	0.038		
	29.5 ft	VMP-13-29.5	11/17/2009	<280	U		<150	U		90000			<200	U		<310	U		<120	U		<66	U					<88	U	
		VMP-13-29.5-021811	2/18/2011	<200	U		<110	U		17000			<140	U		<220	U		<84	U		<48	U					<64	U	
		VMP-13-29.5-040511	4/5/2011	<130	U		<72	U		23000			<94	U		<140	U		<54	U		<31	U		94	J		<160	U	
		VMP-13-29.5-013012	1/30/2012	<4.1	U		<2.2	U		8600			<2.9	U		<4.4	U		<1.7	U		<0.94	U		32		J	<5	U	
		VMP-13-29.5-042012	4/20/2012	3.2	J		<2.9	U		2300			<3.8	U		<5.8	U		<22	U		<1.2	U		57			<6.6	U	
		VMP-13-29.5-071912	7/19/2012	<15	U		<8.3	U		2600			<11	U		<17	U		<6.2	U		<3.6	U		30			<19	U	

SEE PAGES 22 THROUGH 28 OF TABLE FOR NOTES

TABLE 4
CUMULATIVE SUMMARY OF SOIL VAPOR ANALYTICAL DETECTIONS AND SCREENING RESULTS: PUBLIC WORKS YARD AND WRR - VOCS

Location	Depth	Sample ID	Sample Date	Carbon disulfide 5300			Carbon tetrachloride 1.5			Chlorobenzene 420			Chlorodibromomethane 57000			Chloroethane			Chloroform 0.92			Chloromethane			Cyclohexane			1,2-Dibromoethane 0.06		
				Result	Lab	UBS	Result	Lab	UBS	Result	Lab	UBS	Result	Lab	UBS	Result	Lab	UBS	Result	Lab	UBS	Result	Lab	UBS	Result	Lab	UBS	Result	Lab	UBS
VMP-12	5 ft	VMP-12-5	11/13/2009	<9.8	U		<20	U		<14	U		<27	U		<8.3	U		<15	U		<26	U		570			<24	U	
		VMP-12-5-090310	9/3/2010	<4.2	U		<8.5	U		<6.2	U		<11	U		<3.5	U		<6.6	U		<11	U		410			<10	U	
		VMP-12-5-120310	12/3/2010	<41	U		<84	U		<61	U		<110	U		<35	U		<65	U		<110	U		750			<100	U	
		VMP-12-5-021511	2/15/2011	<1.9	U		<3.8	U		<2.8	U		<5.2	U		<1.6	U		<3	U		<5	U		88			<4.7	U	
		VMP-12-5-041911	4/19/2011	<14	U		<28	U		<20	U		<38	U		<47	U		<22	U		<37	U		300			<34	U	
		VMP-12-5-080411	8/4/2011	<3.6	U		<7.3	U		<5.3	U		<9.8	U		<12	U		<5.6	U		<9.5	U		230			<8.9	U	
		VMP-12-5-111611	11/16/2011	0.0055	J		<0.0051	U		0.0018	J		<0.0069	U		<0.0086	U		<0.004	U		<0.0067	U		0.016			<0.0063	U	
		VMP-12-5-012412	1/24/2012	<0.028	U		<0.058	U		<0.042	U		<0.078	U		<0.096	U		<0.045	U		<0.076	U		0.95			<0.07	U	
		VMP-12-5-041912	4/19/2012	<0.011	J	U	<0.0058	U		<0.0042	U		<0.0078	U		<0.0096	U		<0.0045	U		0.0047	J		0.046			0.0016	J	
		VMP-12-5-072612	7/26/2012	0.0044	J	U	<0.0061	U		0.0043	J	U	<0.0083	U		<0.01	U		0.0049			<0.02	U		0.006			<0.0075	U	
		VMP-12-5-072612-Dup	7/26/2012	0.0024	J	U	<0.0056	U		0.0038	J	U	<0.0076	U		<0.0094	U		<0.0043	U		<0.018	U		<0.0031	U		<0.0068	U	
	11.5 ft	VMP-12-11.5	11/13/2009	<17	U		<35	U		<25	U		<47	U		<14	U		<27	U		<45	U		560			<42	U	
		VMP-12-11.5-090310	9/3/2010	<5.4	U		<11	U		<7.9	U		<15	U		<4.6	U		<8.4	U		<14	U		580			<13	U	
		VMP-12-11.5-120310	12/3/2010	<4.6	U		<9.4	U		<6.9	U		<13	U		<3.9	U		<7.3	U		<12	U		340			<11	U	
		VMP-12-11.5-021511	2/15/2011	<4.2	U		<8.4	U		<6.2	U		<11	U		<3.5	U		<6.5	U		<11	U		450			<10	U	
		VMP-12-11.5-021511-DUP	2/15/2011	<3.6	U		<7.3	U		<5.3	U		<9.8	U		<3	U		<5.6	U		<9.5	U		390			<8.9	U	
		VMP-12-11.5-041911	4/19/2011	<12	U		<25	U		<19	U		<34	U		<43	U		<20	U		<33	U		420			<31	U	
		VMP-12-11.5-080411	8/4/2011	<4.4	U		<8.9	U		<6.5	U		<12	U		<15	U		<6.9	U		<12	U		160			<11	U	
		VMP-12-11.5-111611	11/16/2011	<0.14	U		<0.071	U		0.028	J		<0.096	U		<0.12	U		<0.055	U		<0.093	U		0.28			<0.086	U	
		VMP-12-11.5-012412	1/24/2012	<0.33	U		<0.66	U		<0.48	U		<0.89	U		<1.1	U		<0.51	U		<0.87	U		2.8			<0.81	U	
		VMP-12-11.5-041912	4/19/2012	<0.03	U		<0.06	U		<0.044	U		<0.081	U		<0.1	U		<0.047	U		<0.079	U		0.06			<0.073	U	
		VMP-12-11.5-082012	8/20/2012	0.0048	J	U	<0.0095	U		0.0052	J	U	<0.013	U		<0.016	U		0.0062	J		<0.031	U		<0.0052	U		<0.012	U	
	25 ft	VMP-12-25	11/13/2009	<35	U		<71	U		<52	U		<96	U		<30	U		<55	U		<93	U		680			<87	U	
		VMP-12-25-090310	9/3/2010	<6.8	U		<14	U		<10	U		<19	U		<5.8	U		<11	U		<18	U		650			<17	U	
		VMP-12-25-120310	12/3/2010	<0.34	U		<0.68	U		<0.5	U		<0.93	U		<0.29	U		<0.53	U		<0.9	U		18			<0.84	U	
		VMP-12-25-021511	2/15/2011	<8.3	U		<17	U		<12	U		<23	U		<7	U		<13	U		<22	U		410			<20	U	
		VMP-12-25-041911	4/19/2011	<14	U		<27	U		<20	U		<37	U		<46	U		<21	U		<36	U		430			<33	U	
		VMP-12-25-080411	8/4/2011	<8.6	U		<17	U		<13	U		<23	U		<29	U		<13	U		<23	U		320			<21	U	
		VMP-12-25-111611	11/16/2011	23	J		<20	U		4.8	J		<27	U		<33	U		<15	U		<26	U		320			<24	U	
		VMP-12-25-012412	1/24/2012	<3.7	U		<7.6	U		<5.5	U		<10	U		<13	U		<5.8	U		<9.9	U		460		J	<9.2	U	
		VMP-12-25-012412-DUP	1/24/2012	<27	U		<55	U		<40	U		<74	U		<92	U		<43	U		<72	U		410			<67	U	
		VMP-12-25-041912	4/19/2012	<2.8	U		<5.8	U		<4.2	U		<7.8	U		<9.6	U		<4.5	U		<7.6	U		54			<7	U	
		VMP-12-25-072712	7/27/2012	<3.1	U		<6.3	U		<4.6	U		<8.6	U		<11	U		<4.9	U		<8.3	U		59			<7.7	U	
		VMP-12-25-072712-Dup	7/27/2012	<3.1	U		<6.3	U		<4.6	U		<8.6	U		<11	U		<4.9	U		<8.3	U		73			<7.7	U	
	39 ft	VMP-12-39	11/13/2009	<37	U		<74	U		<54	U		<100	U		<31	U		<58	U		<98	U		710			<91	U	
		VMP-12-39-041911	4/19/2011	<13	U		<26	U		<19	U		<36	U		<44	U		<20	U		<35	U		570			<32	U	
		VMP-12-39-012412	1/24/2012	<27	U		<55	U		<40	U		<74	U		<92	U		<43	U		<72	U		560			<67	U	
		VMP-12-39-041912	4/19/2012	<14	U		<28	U		<20	U		<37	U		<46	U		<21	U		<36	U		260			<34	U	
		VMP-12-39-072612	7/26/2012	1.1	J		<13	U		<9.2	U		<17	U		<21	U		<9.8	U		<17	U		110			<15	U	
VMP-13	5 ft	VMP-13-5	11/16/2009	<7.5	U		<15	U		<11	U		<21	U		<6.4	U		<12	U		<20	U		<8.3	U		<18	U	
		VMP 13-5-091310	9/13/2010	0.018	J		<0.055	U		<0.04	U		<0.075	U		<0.023	U		<0.043	U		<0.073	U		0.014	J		<0.068	U	
		VMP-13-5-120110	12/1/2010	<0.0036	U		<0.0073	U		<0.0054	U		<0.0099	U		<0.0031	U		<0.0057	U		<0.0096	U		0.031			<0.009	U	
		VMP-13-5-021811	2/18/2011	<0.0043	U		<0.0087	U		<0.0064	U		<0.012	U		<0.0036	U		<0.0067	U		<0.011	U		0.003	J		<0.011	U	
		VMP-13-5-040511	4/5/2011	<0.034	U		<0.017	U		<0.013	U		<0.024	U		<0.029	U		<0.013	U		<0.023	U		0.0021	J		<0.021	U	
		VMP-13-5-080911	8/9/2011	<0.037	U		<0.019	U		0.0046	J		<0.025	U		<0.031	U		<0.014	U		<0.024	U		0.0068	J		<0.023	U	
		VMP-13-5-080911-DUP	8/9/2011	<0.033	J	U	<0.017	U		0.0044	J		<0.022	U		<0.028	U		<0.013	U		<0.022	U		0.0048	J		<0.02	U	
		VMP-13-5-111411	11/14/2011	0.0018	J		<0.0058	U		<0.0042	U		<0.0078	U		<0.0097	U		<0.0045	U		<0.0076	U		<0.0032	U		<0.0071	U	
		VMP-13-5-012712	1/27/2012	<0.024	U		<0.049	U		<0.036	U		<0.066	U		<0.082	U		<0.038	U		<0.064	U		0.081		J	<0.06	U	
		VMP-13-5-042012	4/20/2012	0.002	J		<0.0056	U		<0.0041	U		<0.0076	U		<0.0094	U		0.0022	J		<0.018	U		<0.0031	U		<0.0069	U	
		VMP-13-5-071912	7/19/2012	<0.012	U		<0.0059	U		0.0011	J		<0.008	U		<0.0099	U		0.0056			0.0036	J	U	0.0028	J		0.0014	J	U
		VMP-13-5-071912-Dup	7/19/2012	<0.012	U		<0.0059	U		0.0011	J		<0.008	U		<0.0099	U		0.006			<0.019	U		0.0025	J		<0.0072	U	
	10.5 ft	VMP-13-10.5	11/17/2009	<0.93	U		<1.9	U		<1.4	U		<2.5	U		<0.78	U		<1.4	U		<2.4	U		<1	U		<2.3	U	
		VMP-13-10.5-D	11/17/2009	<0.96	U		<1.9	U		<1.4	U		<2.6	U		<0.82	U		<1.5	U		<2.6	U		<1.1	U		<2.4	U	
		VMP 13-10.5-091310	9/13/2010	0.0056	J		<0.02	U		<0.015	U		<0.028	U		<0.0086	U		<0.016	U		<0.027	U		0.014			<0.025	U	
		VMP 13-10.5-091310-Dup	9/13/2010	0.02			<0.02	U		<0.015	U		<0.027	U		<0.0084	U		<0.016	U		<0.026	U		0.015			<0.024	U	
		VMP-13-10.5-120110	12/1/2010	<0.004	U		<0.0081	U		<0.006	U		<0.011	U		<0.0034	U		0.0012	J		<0.011	U		0.0029	J		<0.01	U	
		VMP-13-10.5-120110-DUP	12/1/2010	<0.0042	U		<0.0085	U		<0.0062	U		<0.012	U		<0.0036	U		0.00098	J		<0.011	U		0.0048			<0.01	U	
		VMP-13-10.5-021811	2/18/2011	<1.7	U		<3.4	U		<2.5	U		<4.6	U		<1.4	U		<2.6	U		<4.4	U		0.78	J		<4.1	U	
		VMP-13-10.5-021811-DUP	2/18/2011	<1.6	U		<3.2	U		<2.4	U		<4.4	U		<1.4	U		<2.5	U		<4.2	U		0.9	J		<4	U	
		VMP-13-10.5-040511-DUP	4/5/2011	<0.017	U		<0.0087	U		<0.0064	U		<0.012	J	U	<0.014	U		<0.0067	U		<0.011	U		0.0039	J		<0.011	J	U
		VMP-13-10.5-080911	8/9/2011	<0.094	U		<0.19	U		<0.14	U		<0.26	U		<0.32	U		<0.15	U		<0.25	U		<0.1	U		<0.23	U	
		VMP-13-10.5-111411	11/14/2011	<0.011	U		<0.0055	U		<0.004	U		<0.0075	U		<0.0093	U		<0.0043	U		<0.0073	U		<0.003	U		<0.0068	U	
		VMP-13-10.5-012712	1/26/2012	<0.03	U		<0.015	U		<0.011	U		<0.021	U		<0.026	U		<0.012	U		<0.02	U		0.029			<0.019	U	
		VMP-13-10.5-012712-DUP	1/26/2012	<0.044	U		<0.022	U		<0.016	U		<0.03	U		<0.037	U		<0.017	U		<0.029	U		0.043			<0.027	U	
		VMP-13-10.5-042012	4/20/2012	<0.011	J	U	<0.0055	U		<0.004	U		<0.0074	U		<0.0092	U		0.0016	J		<0.018	U		0.0013	J		0.0015	J	
		VMP-13-10.5-071912	7/19/2012	0.0055	J		<0.0059	U		0.00092	J		<0.008	U		<0.0099	U		0.0032	J		<0.019	U		0.0048			0.0011	J	U
	21.5 ft	VMP-13-21.5	11/17/2009	<47	U		<96	U		<70	U		<130	U		<40	U		<74	U		<120	U		<52	U		<120	U	
		VMP 13-21.5-091310	9/13/2010	<7.5	U		<15	U		<11	U		<21	U		<6.4	U		<12	U		<20	U		2.5	J		<18	U	
		VMP-13-21.5-120110	12/1/2010	<15	U		<30	U		<22	U		<40	U		<12	U		<23	U		<39	U		<16	U		<36	U	
		VMP-13-21.5-021811	2/18/2011	0.36	J		<4.4	U		<3.2	U		<6	U		<1.8	U		<3.4	U		<5.8	U		0.7	J		<5.4	U	
		VMP-13-21.5-040511	4/5/2011	<3.1	U		<6.4	U		<4.6	U		<8.6	U		<11	U		<4.9	U		<8.3	U		1	J		<7.8	U	
		VMP-13-21.5-080911	8/9/2011	<0.39	U		<0.79	U		<0.58	U		<1.1	U		<1.3	U		<0.62	U		<1	U		<0.43	U		<0.97	U	
		VMP-13-21.5-111411	11/14/2011	3.5	J		<3.6	U		<2.6	U		<4.9	U		<6.1	U		<2.8	U		<4.7	U		0.67	J		<4.4	U	
		VMP-13-21.5-111411-DUP	11/14/2011	3.4	J		<3.6	U		<2.6	U		<4.9	U		<6.1	U		<2.8	U		<4.7	U		0.95	J		<4.4	U	
		VMP-13-21.5-012712	1/27/2012	<0.42	U		<0.84	U		<0.62	U		<1.1	U		<1.4	U		<0.65	U		<1.1	U		0.9		J	<1	U	
		VMP-13-21.5-042012	4/20/2012	0.15	J		<0.094	U		0.037	J		<0.13	U		<0.16	U		<0.073	U		<0.31	U		0.18			<0.11	U	
		VMP-13-21.5-071912	7/19/2012	0.0047	J		<0.0059	U		0.0013	J		<0.008	U		<0.0099	U		<0.0046	U		<0.019	U		0.0053			0.00099	J	U
	29.5 ft	VMP-13-29.5	11/17/2009	<93	U		<190	U		<140	U		<250	U		<78	U		<140	U		<240	U		<100	U		<230	U	
		VMP-13-29.5-021811	2/18/2011	<67	U		<140	U		<99	U		<180	U		<57	U		<100	U		<180	U		<74	U		<160	U	
		VMP-13-29.5-040511	4/5/2011	<44	U		<88	U		<64	U		<120	U		<150	U		<68	U		<120	U		<48	U		<110	U	
		VMP-13-29.5-013012	1/30/2012	<1.3	U		<2.7	U		<2	U		<3.6	U		<4.5	U		<2.1	U		<3.5	U		4		J	<3.3	U	
		VMP-13-29.5-042012	4/20/2012	2.4	J		<3.5	U		1.1	J		<4.8	U		<5.9	U		<2.7	U		<12	U		2.6			<4.3	U	
		VMP-13-29.5-071912	7/19/2012	<5	U		<10	U		<7.4	U		<14	U		<17	U		<7.9	U		<13	U		<5.5	U		<12	U	

SEE PAGES 22 THROUGH 28 OF TABLE FOR NOTES

TABLE 4
CUMULATIVE SUMMARY OF SOIL VAPOR ANALYTICAL DETECTIONS AND SCREENING RESULTS: PUBLIC WORKS YARD AND WRR - VOCS

Location	Depth	Sample ID	Sample Date	1,2-Dichlorobenzene			1,3-Dichlorobenzene			1,4-Dichlorobenzene			Dichlorodifluoromethane			1,1-Dichloroethane			1,2-Dichloroethane			1,1-Dichloroethene			cis-1,2-Dichloroethene			trans-1,2-Dichloroethene		
				1700						6800						4200			0.81			1600			1100000			510		
				Result	Lab	UBS	Result	Lab	UBS	Result	Lab	UBS	Result	Lab	UBS	Result	Lab	UBS	Result	Lab	UBS	Result	Lab	UBS	Result	Lab	UBS	Result	Lab	UBS
VMP-12	5 ft	VMP-12-5	11/13/2009	<19	U		<19	U		<19	U		<16	U		<13	U		<13	U		<12	U		<12	U		<12	U	
		VMP-12-5-090310	9/3/2010	<8.1	U		<8.1	U		<8.1	U		<6.6	U		<5.4	U		<5.4	U		<5.3	U		<5.3	U		<5.3	U	
		VMP-12-5-120310	12/3/2010	<80	U		<80	U		<80	U		<66	U		<54	U		<54	U		<53	U		<53	U		<53	U	
		VMP-12-5-021511	2/15/2011	<3.7	U		<3.7	U		<3.7	U		<3	U		<2.5	U		<2.5	U		<2.4	U		<2.4	U		<2.4	U	
		VMP-12-5-041911	4/19/2011	<27	U		<27	U		<27	U		<22	U		<18	U		<18	U		<18	U		<18	U		<18	U	
		VMP-12-5-080411	8/4/2011	<6.9	U		<6.9	U		<6.9	U		<5.7	U		<4.7	U		<4.7	U		<4.6	U		<4.6	U		<4.6	U	
		VMP-12-5-111611	11/16/2011	<0.0049	U		<0.0049	U		<0.0049	U		<0.004	U	UJ	<0.0033	U		<0.0033	U		<0.0032	U		<0.0032	U		<0.0032	U	
		VMP-12-5-012412	1/24/2012	<0.055	U		<0.055	U		<0.055	U		<0.045	U		<0.037	U		<0.037	U		<0.036	U		<0.036	U		<0.036	U	
		VMP-12-5-041912	4/19/2012	<0.0055	U		<0.0055	U		<0.0055	U		0.0029	J		<0.0037	U		<0.0037	U		<0.0036	U		<0.0036	U		<0.0036	U	
		VMP-12-5-072612	7/26/2012	<0.0059	U		<0.0059	U		0.0015	J	U	0.0032	J		<0.0039	U		<0.0039	U		<0.0039	U		<0.0039	U		<0.0039	U	
		VMP-12-5-072612-Dup	7/26/2012	<0.0054	U		<0.0054	U		0.00078	J	U	0.0059			<0.0036	U		<0.0036	U		<0.0035	U		<0.0035	U		<0.0035	U	
	11.5 ft	VMP-12-11.5	11/13/2009	<33	U		<33	U		<33	U		<27	U		<22	U		<22	U		<22	U		<22	U		<22	U	
		VMP-12-11.5-090310	9/3/2010	<10	U		<10	U		<10	U		<8.5	U		<7	U		<7	U		<6.8	U		<6.8	U		<6.8	U	
		VMP-12-11.5-120310	12/3/2010	<9	U		<9	U		<9	U		<7.4	U		<6	U		<6	U		<5.9	U		<5.9	U		<5.9	U	
		VMP-12-11.5-021511	2/15/2011	<8	U		<8	U		<8	U		<6.6	U		<5.4	U		<5.4	U		<5.3	U		<5.3	U		<5.3	U	
		VMP-12-11.5-021511-DUP	2/15/2011	<6.9	U		<6.9	U		<6.9	U		<5.7	U		<4.7	U		<4.7	U		<4.6	U		<4.6	U		<4.6	U	
		VMP-12-11.5-041911	4/19/2011	<24	U		<24	U		<24	U		<20	U		<16	U		<16	U		<16	U		<16	U		<16	U	
		VMP-12-11.5-080411	8/4/2011	<8.5	U		<8.5	U		<8.5	U		<7	U		<5.7	U		<5.7	U		<5.6	U		<5.6	U		<5.6	U	
		VMP-12-11.5-111611	11/16/2011	<0.068	U		<0.068	U		<0.068	U		<0.056	U	UJ	<0.046	U		<0.046	U		<0.045	U		<0.045	U		<0.045	U	
		VMP-12-11.5-012412	1/24/2012	<0.63	U		<0.63	U		<0.63	U		<0.52	U		<0.42	U		<0.42	U		<0.42	U		<0.42	U		<0.42	U	
		VMP-12-11.5-041912	4/19/2012	<0.057	U		<0.057	U		<0.057	U		<0.047	U		<0.039	U		<0.039	U		<0.038	U		<0.038	U		<0.038	U	
		VMP-12-11.5-082012	8/20/2012	<0.0091	U		0.003	J		0.0025	J	U	0.004	J	J	<0.0061	U		<0.0061	U		<0.006	U		<0.006	U		<0.006	U	
	25 ft	VMP-12-25	11/13/2009	<68	U		<68	U		<68	U		<56	U		<46	U		<46	U		<45	U		<45	U		<45	U	
		VMP-12-25-090310	9/3/2010	<13	U		<13	U		<13	U		<11	U		<8.9	U		<8.9	U		<8.7	U		<8.7	U		<8.7	U	
		VMP-12-25-120310	12/3/2010	<0.66	U		<0.66	U		<0.66	U		<0.54	U		<0.44	U		<0.44	U		<0.43	U		<0.43	U		<0.43	U	
		VMP-12-25-021511	2/15/2011	<16	U		<16	U		<16	U		<13	U		<11	U		<11	U		<10	U		<10	U		<10	U	
		VMP-12-25-041911	4/19/2011	<26	U		<26	U		<26	U		<21	U		<18	U		<18	U		<17	U		<17	U		<17	U	
		VMP-12-25-080411	8/4/2011	<16	U		<16	U		<16	U		<14	U		<11	U		<11	U		<11	U		<11	U		<11	U	
		VMP-12-25-111611	11/16/2011	<19	U		<19	U		<19	U		<16	U	UJ	<13	U		11	J		<12	U		<12	U		<12	U	
		VMP-12-25-012412	1/24/2012	<7.2	U		<7.2	U		<7.2	U		<5.9	U		<4.8	U		<4.8	U		<4.8	U		<4.8	U		<4.8	U	
		VMP-12-25-012412-DUP	1/24/2012	<53	U		<53	U		<53	U		<43	U		<35	U		<35	U		<35	U		<35	U		<35	U	
		VMP-12-25-041912	4/19/2012	<5.5	U		<5.5	U		<5.5	U		<4.5	U		<3.7	U		<3.7	U		<3.6	U		<3.6	U		<3.6	U	
		VMP-12-25-072712	7/27/2012	<6	U		<6	U		<6	U		<5	U		<4.1	U		<4.1	U		<4	U		<4	U		<4	U	
		VMP-12-25-072712-Dup	7/27/2012	<6	U		<6	U		<6	U		<5	U		<4.1	U		<4.1	U		<4	U		<4	U		<4	U	
	39 ft	VMP-12-39	11/13/2009	<71	U		<71	U		<71	U		<59	U		<48	U		<48	U		<47	U		<47	U		<47	U	
		VMP-12-39-041911	4/19/2011	<25	U		<25	U		<25	U		<21	U		<17	U		<17	U		<17	U		<17	U		<17	U	
		VMP-12-39-012412	1/24/2012	<53	U		<53	U		<53	U		<43	U		<35	U		<35	U		<35	U		<35	U		<35	U	
		VMP-12-39-041912	4/19/2012	<26	U		<26	U		<26	U		<22	U		<18	U		<18	U		<17	U		<17	U		<17	U	
		VMP-12-39-072612	7/26/2012	<12	U		<12	U		<12	U		<9.9	U		<8.1	U		<8.1	U		<8	U		<8	U		<8	U	
VMP-13	5 ft	VMP-13-5	11/16/2009	<14	U		<14	U		<14	U		<12	U		<9.8	U		<9.8	U		<9.6	U		<9.6	U		<9.6	U	
		VMP 13-5-091310	9/13/2010	<0.053	U		<0.053	U		<0.053	U		<0.044	U		<0.036	U		<0.036	U		<0.035	U		<0.035	U		<0.035	U	
		VMP-13-5-120110	12/1/2010	<0.007	U		<0.007	U		<0.007	U		0.0032	J		<0.0047	U		<0.0047	U		<0.0046	U		<0.0046	U		<0.0046	U	
		VMP-13-5-021811	2/18/2011	<0.0083	U		<0.0083	U		<0.0083	U		0.0024	J		<0.0056	U		<0.0056	U		<0.0055	U		<0.0055	U		<0.0055	U	
		VMP-13-5-040511	4/5/2011	<0.016	J	U	<0.016	U		<0.016	J	U	<0.014	U		<0.011	U		<0.011	U		<0.011	U		<0.011	U		<0.011	U	
		VMP-13-5-080911	8/9/2011	<0.018	U		<0.018	J	U	<0.018	J	U	0.0027	J		<0.012	U		<0.012	U		<0.012	U		<0.012	U		<0.012	U	
		VMP-13-5-080911-DUP	8/9/2011	<0.016	U		<0.016	U		<0.016	U		0.003	J		<0.011	U		<0.011	U		<0.01	U		<0.01	U		<0.01	U	
		VMP-13-5-111411	11/14/2011	<0.0055	U		<0.0055	U		<0.0055	U		0.002	J		<0.0037	U		<0.0037	U		<0.0036	U		<0.0036	U		<0.0036	U	
		VMP-13-5-012712	1/27/2012	<0.046	U		<0.046	U		<0.046	U		<0.038	U		<0.031	U		<0.031	U		<0.031	U		<0.031	U		<0.031	U	
		VMP-13-5-042012	4/20/2012	<0.0054	U		<0.0054	U		<0.0054	J	U	0.0028	J		<0.0036	U		<0.0036	U		<0.0035	U		<0.0035	U		<0.0035	U	
		VMP-13-5-071912	7/19/2012	<0.0056	U		<0.0056	U		0.001	J	U	0.0028	J		<0.0038	U		0.0011	J		<0.0037	U		<0.0037	U		<0.0037	U	
		VMP-13-5-071912-Dup	7/19/2012	<0.0056	U		<0.0056	U		<0.0056	U		0.0032	J		<0.0038	U		0.0008	J		<0.0037	U		<0.0037	U		<0.0037	U	
	10.5 ft	VMP-13-10.5	11/17/2009	<1.8	U		<1.8	U		<1.8	U		<1.5	U		<1.2	U		<1.2	U		<1.2	U		<1.2	U		<1.2	U	
		VMP-13-10.5-D	11/17/2009	<1.8	U		<1.8	U		<1.8	U		<1.5	U		<1.2	U		<1.2	U		<1.2	U		<1.2	U		<1.2	U	
		VMP 13-10.5-091310	9/13/2010	<0.02	U		<0.02	U		<0.02	U		0.0032	J		<0.013	U		<0.013	U		<0.013	U		<0.013	U		<0.013	U	
		VMP 13-10.5-091310-Dup	9/13/2010	<0.019	U		<0.019	U		<0.019	U		0.0034	J		<0.013	U		<0.013	U		<0.012	U		<0.012	U		<0.012	U	
		VMP-13-10.5-120110	12/1/2010	<0.0078	U		<0.0078	U		<0.0078	U		0.003	J		<0.0052	U		<0.0052	U		<0.0051	U		<0.0051	U		<0.0051	U	
		VMP-13-10.5-120110-DUP	12/1/2010	<0.0081	U		<0.0081	U		<0.0081	U		0.0032	J		<0.0055	U		<0.0055	U		<0.0054	U		<0.0054	U		<0.0054	U	
		VMP-13-10.5-021811	2/18/2011	<3.2	U		<3.2	U		<3.2	U		<2.6	U		<2.2	U		<2.2	U		<2.1	U		<2.1	U		<2.1	U	
		VMP-13-10.5-021811-DUP	2/18/2011	<3.1	U		<3.1	U		<3.1	U		<2.5	U		<2.1	U		<2.1	U		<2	U		<2	U		<2	U	
		VMP-13-10.5-040511-DUP	4/5/2011	<0.0083	U		<0.0083	U		<0.0083	J	U	0.0021	J		<0.0056	U		<0.0056	U		<0.0055	U		<0.0055	U		<0.0055	U	
		VMP-13-10.5-080911	8/9/2011	<0.18	U		<0.18	U		<0.18	U		<0.15	U		<0.12	U		<0.12	U		<0.12	U		<0.12	U		<0.12	U	
		VMP-13-10.5-111411	11/14/2011	<0.0053	U		<0.0053	U		<0.0053	U		0.002	J		<0.0036	U		<0.0036	U		<0.0035	U		<0.0035	U		<0.0035	U	
		VMP-13-10.5-012712	1/26/2012	<0.015	U		<0.015	U		<0.015	U		0.0024	J		<0.0099	U		<0.0099	U		<0.0097	U		<0.0097	U		<0.0097	U	
		VMP-13-10.5-012712-DUP	1/26/2012	<0.021	U		<0.021	U		<0.021	U		<0.017	U		<0.014	U		<0.014	U		<0.014	U		<0.014	U		<0.014	U	
		VMP-13-10.5-042012	4/20/2012	<0.0053	U		<0.0053	U		<0.0053	J	U	0.003	J		<0.0035	U		<0.0035	J	U	<0.0035	U		<0.0035	U		<0.0035	U	
		VMP-13-10.5-071912	7/19/2012	<0.0056	U		0.0082			<0.0056	U		0.0031	J		<0.0038	U		<0.0038	U		<0.0037	U		<0.0037	U		<0.0037	U	
	21.5 ft	VMP-13-21.5	11/17/2009	<91	U		<91	U		<91	U		<75	U		<62	U		<62	U		<60	U		<60	U		<60	U	
		VMP 13-21.5-091310	9/13/2010	<14	U		<14	U		<14	U		<12	U		<9.8	U		<9.8	U		<9.6	U		<9.6	U		<9.6	U	
		VMP-13-21.5-120110	12/1/2010	<28	U		<28	U		<28	U		<23	U		<19	U		<19	U		<18	U		<18	U		<18	U	
		VMP-13-21.5-021811	2/18/2011	<4.2	U		<4.2	U		<4.2	U		<3.5	U		<2.8	U		<2.8	U		<2.8	U		<2.8	U		<2.8	U	
		VMP-13-21.5-040511	4/5/2011	<6.1	U		<6.1	U		<6.1	U		<5	U		<4.1	U		<4.1	U		<4	U		<4	U		<4	U	
		VMP-13-21.5-080911	8/9/2011	<0.76	U		<0.76	U		<0.76	U		<0.62	U		<0.51	U		<0.51	U		<0.5	U		<0.5	U		<0.5	U	
		VMP-13-21.5-111411	11/14/2011	<3.4	U		0.56	J		0.77	J		<2.8	U		<2.3	U		1.4	J		<2.3	U		<2.3	U		<2.3	U	
		VMP-13-21.5-111411-DUP	11/14/2011	<3.4	U		<3.4	U		0.71	J		<2.8	U		<2.3	U		1.6	J		<2.3	U		<2.3	U		<2.3	U	
		VMP-13-21.5-012712	1/27/2012	<0.8	U		<0.8	U		<0.8	U		<0.66	U		<0.54	U		<0.54	U		<0.53	U		<0.53	U		<0.53	U	
		VMP-13-21.5-042012	4/20/2012	<0.09	U		<0.09	U		0.014	J		<0.074	U		<0.06	U		<0.06	U		<0.059	U		<0.059	U		<0.059	U	
		VMP-13-21.5-071912	7/19/2012	<0.0056	U		0.0067			<0.0056	U		0.0025	J		<0.0038	U		<0.0038	U		<0.0037	U		<0.0037	U		<0.0037	U	
	29.5 ft	VMP-13-29.5	11/17/2009	<180	U		<180	U		<180	U		<150	U		<120	U		<120	U		<120	U		<120	U		<120	U	
		VMP-13-29.5-021811	2/18/2011	<130	U		<130	U		<130	U		<110	U		<87	U		<87	U		<86	U		<86	U		<86	U	
		VMP-13-29.5-040511	4/5/2011	<84	U		<84	U		<84	U		<69	U		<57	U		<57	U		<56	U		<56	U		<56	U	
		VMP-13-29.5-013012	1/30/2012	<2.6	U		<2.6	U		<2.6	U		<2.1	U		<1.7	U		<1.7	U		<1.7	U		<1.7	U		<1.7	U	
		VMP-13-29.5-042012	4/20/2012	<3.4	U		<3.4	U		<3.4	U		<2.8	U		<2.3	U		<2.3	U		<2.2	U		<2.2	U		<2.2	U	
		VMP-13-29.5-071912	7/19/2012	<9.7	U		<9.7	U		<9.7	U		<8	U		<6.5	U		<6.5	U		<6.4	U		<6.4	U		<6.4	U	

SEE PAGES 22 THROUGH 28 OF TABLE FOR NOTES

TABLE 4
CUMULATIVE SUMMARY OF SOIL VAPOR ANALYTICAL DETECTIONS AND SCREENING RESULTS: PUBLIC WORKS YARD AND WRR - VOCS

Location	Depth	Sample ID	Sample Date	Dichloromethane (Methylene			1,2-Dichloropropane			cis-1,3-Dichloropropene			trans-1,3-Dichloropropene			1,4-Dioxane			Ethanol			Ethylbenzene			4-Ethyltoluene			Freon 113		
				45			0.46			6.2			6.2			2.3						8300								
				Result	Lab	UBS	Result	Lab	UBS	Result	Lab	UBS	Result	Lab	UBS	Result	Lab	UBS	Result	Lab	UBS	Result	Lab	UBS	Result	Lab	UBS	Result	Lab	UBS
VMP-12	5 ft	VMP-12-5	11/13/2009	<11	U		<15	U		<14	U		<14	U		<46	U		<24	U		<14	U		<16	U		<24	U	
		VMP-12-5-090310	9/3/2010	<4.7	U		<6.2	U		<6.1	U		<6.1	U		<19	U		<10	U		<5.8	U		<6.6	U		<10	U	
		VMP-12-5-120310	12/3/2010	<46	U		<61	U		<60	U		<60	U		<190	U		<100	U		<58	U		<65	U		<100	U	
		VMP-12-5-021511	2/15/2011	<2.1	U		<2.8	U		<2.8	U		<2.8	U		<8.8	U		<4.6	U		<2.6	U		<3	U		<4.7	U	
		VMP-12-5-041911	4/19/2011	<16	U	UJ	<21	U		<20	U		<20	U		<64	U		5.2	J		<19	U		<22	U		<34	U	
		VMP-12-5-080411	8/4/2011	<4	U		<5.3	U		<5.2	U		<5.2	U		<17	U		<8.7	U		<5	U		<5.7	U		<8.8	U	
		VMP-12-5-111611	11/16/2011	0.0026	J		<0.0038	U		<0.0037	U		<0.0037	U		<0.012	U		0.015			0.00074	J		<0.004	U		<0.0062	U	
		VMP-12-5-012412	1/24/2012	0.011	J		<0.042	U		<0.042	U		<0.042	U		<0.13	U		<0.069	J	U	0.0036	J		0.0078	J		<0.07	U	
		VMP-12-5-041912	4/19/2012	<0.032	J	U	<0.0042	U		<0.0042	U		<0.0042	U		<0.013	U		0.0088		J	0.0056			0.0012	J		<0.007	U	
		VMP-12-5-072612	7/26/2012	0.0074	J		<0.0045	U		<0.0044	U		<0.0044	U		<0.014	U		0.017			0.0029	J		<0.0048	U		<0.0075	U	
		VMP-12-5-072612-Dup	7/26/2012	0.045			<0.0041	U		<0.004	U		<0.004	U		<0.013	U		0.013			<0.0039	U		<0.0044	U		<0.0068	U	
	11.5 ft	VMP-12-11.5	11/13/2009	<19	U		<25	U		<25	U		<25	U		<79	U		<41	U		<24	U		<27	U		<42	U	
		VMP-12-11.5-090310	9/3/2010	<6	U		<8	U		<7.8	U		<7.8	U		<25	U		<13	U		5.4	J		<8.5	U		<13	U	
		VMP-12-11.5-120310	12/3/2010	<5.2	U		<6.9	U		<6.8	U		<6.8	U		<22	U		<11	U		<6.5	U		<7.3	U		<11	U	
		VMP-12-11.5-021511	2/15/2011	<4.6	U		<6.2	U		<6.1	U		<6.1	U		<19	U		<10	U		<5.8	U		<6.6	U		<10	U	
		VMP-12-11.5-021511-DUP	2/15/2011	<4	U		<5.3	U		<5.2	U		<5.2	U		<17	U		<8.7	U		<5	U		<5.7	U		<8.8	U	
		VMP-12-11.5-041911	4/19/2011	<14	U	UJ	<19	U		<18	U		<18	U		<58	U		<30	U		<18	U		<20	U		<31	U	
		VMP-12-11.5-080411	8/4/2011	<4.9	U		<6.5	U		<6.4	U		<6.4	U		<20	U		<11	U		<6.1	U		<6.9	U		<11	U	
		VMP-12-11.5-111611	11/16/2011	<0.039	U		<0.052	U		<0.051	U		<0.051	U		<0.16	U		0.02	J		<0.049	U		<0.055	U		<0.086	U	
		VMP-12-11.5-012412	1/24/2012	0.096	J		<0.48	U		<0.48	U		<0.48	U		<1.5	U		<0.79	U		<0.46	U		<0.52	U		<0.8	U	
		VMP-12-11.5-041912	4/19/2012	0.0081	J		<0.044	U		<0.043	U		<0.043	U		<0.14	U		<0.072	U		0.005	J		<0.047	U		<0.073	U	
		VMP-12-11.5-082012	8/20/2012	0.0016	J		<0.007	U		<0.0069	U		<0.0069	U		<0.022	U		0.045		J	0.0029	J		<0.0074	U		<0.012	U	
	25 ft	VMP-12-25	11/13/2009	<39	U		<52	U		<51	U		<51	U		<160	U		<85	U		<49	U		<56	U		<87	U	
		VMP-12-25-090310	9/3/2010	<7.6	U		<10	U		<10	U		<10	U		<32	U		<16	U		14			<11	U		<17	U	
		VMP-12-25-120310	12/3/2010	<0.38	U		<0.5	U		<0.49	U		<0.49	U		<1.6	U		<0.82	U		<0.47	U		<0.54	U		<0.84	U	
		VMP-12-25-021511	2/15/2011	<9.2	U		<12	U		<12	U		<12	U		<38	U		<20	U		4.1	J		<13	U		<20	U	
		VMP-12-25-041911	4/19/2011	<15	U	UJ	<20	U		<20	U		<20	U		<63	U		<33	U		<19	U		<21	U		<33	U	
		VMP-12-25-080411	8/4/2011	<9.6	U		<13	U		<12	U		<12	U		<40	U		<21	U		<12	U		<14	U		<21	U	
		VMP-12-25-111611	11/16/2011	9.6	J		<14	U		<14	U		<14	U		<45	U		<24	U		<14	U		<15	U		<24	U	
		VMP-12-25-012412	1/24/2012	<4.2	U		<5.5	U		<5.4	U		<5.4	U		<17	U		<9	U		<5.2	U		<5.9	U		<9.2	U	
		VMP-12-25-012412-DUP	1/24/2012	5.8	J		<40	U		<40	U		<40	U		<130	U		<66	U		<38	U		<43	U		<67	U	
		VMP-12-25-041912	4/19/2012	3.3			<4.2	U		<4.2	U		<4.2	U		<13	U		<6.9	U		<4	U		<4.5	U		<7	U	
		VMP-12-25-072712	7/27/2012	1	J		<4.6	U		<4.6	U		<4.6	U		<14	U		<7.6	U		<4.4	U		<4.9	U		<7.7	U	
		VMP-12-25-072712-Dup	7/27/2012	0.49	J		<4.6	U		<4.6	U		<4.6	U		<14	U		<7.6	U		<4.4	U		<4.9	U		<7.7	U	
	39 ft	VMP-12-39	11/13/2009	<41	U		<55	U		<54	U		<54	U		<170	U		<89	U		71			<58	U		<91	U	
		VMP-12-39-041911	4/19/2011	<15	U	UJ	<19	U		<19	U		<19	U		<61	U		<32	U		10	J		<21	U		<32	U	
		VMP-12-39-012412	1/24/2012	6.4	J		<40	U		<40	U		<40	U		<130	U		<66	U		3.5	J		<43	U		<67	U	
		VMP-12-39-041912	4/19/2012	3.8	J		<20	U		<20	U		<20	U		<63	U		<33	U		3	J		<22	U		<34	U	
		VMP-12-39-072612	7/26/2012	2.7	J		<9.3	U		<9.1	U		<9.1	U		<29	U		<15	U		<8.7	U		<9.9	U		<15	U	
VMP-13	5 ft	VMP-13-5	11/16/2009	<8.4	U		<11	U		<11	U		<11	U		<35	U		<18	U		<10	U		<12	U		<18	U	
		VMP 13-5-091310	9/13/2010	<0.03	U		<0.041	U		<0.04	U		<0.04	U		<0.13	U		0.24			<0.038	U		<0.043	U		<0.067	U	
		VMP-13-5-120110	12/1/2010	<0.004	U		<0.0054	U		<0.0053	U		<0.0053	U		<0.017	U		0.007	J		0.047			0.032			<0.0089	U	
		VMP-13-5-021811	2/18/2011	<0.0048	U		<0.0064	U		<0.0063	U		<0.0063	U		<0.02	U		0.024			<0.006	U		<0.0068	U		<0.01	U	
		VMP-13-5-040511	4/5/2011	0.0082	J		<0.013	U		<0.012	U		<0.012	U		<0.04	U		0.0054	J		<0.012	U		<0.014	U		<0.021	U	
		VMP-13-5-080911	8/9/2011	0.0085	J		<0.014	U		<0.013	U		<0.013	U		<0.043	U		0.063		J	0.0025	J		0.0019	J		<0.023	U	
		VMP-13-5-080911-DUP	8/9/2011	0.004	J		<0.012	U		<0.012	U		<0.012	U		<0.038	U		0.14		J	0.0021	J		<0.013	U		<0.02	U	
		VMP-13-5-111411	11/14/2011	<0.0032	J	U	<0.0042	U		<0.0042	U		<0.0042	U		<0.013	U		0.027			0.00094	J		<0.0045	U		<0.007	U	
		VMP-13-5-012712	1/27/2012	0.0072	J	J	<0.036	U		<0.035	U		<0.035	U		<0.11	U		0.014	J	J	0.0044	J	J	<0.038	U		<0.059	U	
		VMP-13-5-042012	4/20/2012	<0.031	U		<0.0041	U		<0.0041	U		<0.0041	U		<0.013	U		0.022			0.0013	J		<0.0044	U		<0.0068	U	
		VMP-13-5-071912	7/19/2012	0.0027	J	U	<0.0043	U		<0.0042	U		<0.0042	U		<0.013	U		0.056			0.0044			0.0045	J		<0.0072	U	
		VMP-13-5-071912-Dup	7/19/2012	0.0027	J	U	<0.0043	U		<0.0042	U		0.0016	J	U	<0.013	U		0.052			0.0036	J		0.004	J		<0.0072	U	
	10.5 ft	VMP-13-10.5	11/17/2009	<1	U		<1.4	U		<1.4	U		<1.4	U		<4.3	U		<2.2	U		<1.3	U		<1.5	U		<2.3	U	
		VMP-13-10.5-D	11/17/2009	<1.1	U		<1.4	U		<1.4	U		<1.4	U		<4.4	U		<2.3	U		<1.3	U		<1.5	U		<2.4	U	
		VMP 13-10.5-091310	9/13/2010	<0.011	U		<0.015	U		<0.015	U		<0.015	U		<0.047	U		<0.024	U		<0.014	U		<0.016	U		<0.025	U	
		VMP 13-10.5-091310-Dup	9/13/2010	<0.011	U		<0.015	U		<0.014	U		<0.014	U		0.041	J		0.014	J		<0.014	U		<0.016	U		<0.024	U	
		VMP-13-10.5-120110	12/1/2010	<0.0045	U		<0.006	U		<0.0059	U		<0.0059	U		<0.019	U		<0.0098	U		<0.0056	J	U	<0.0064	U		<0.0099	U	
		VMP-13-10.5-120110-DUP	12/1/2010	<0.0047	U		<0.0062	U		<0.0061	U		<0.0061	U		<0.019	U		0.016			<0.0059	U		<0.0066	U		<0.01	U	
		VMP-13-10.5-021811	2/18/2011	<1.8	U		<2.5	U		<2.4	U		<2.4	U		<7.7	U		<4	U		<2.3	U		<2.6	U		<4.1	U	
		VMP-13-10.5-021811-DUP	2/18/2011	<1.8	U		<2.4	U		<2.3	U		<2.3	U		<7.4	U		<3.9	U		<2.2	U		<2.5	U		<3.9	U	
		VMP-13-10.5-040511-DUP	4/5/2011	<0.0048	J	U	<0.0064	U		<0.0063	U		<0.0063	U		<0.02	U		0.0077	J		<0.006	U		<0.0068	U		<0.01	U	
		VMP-13-10.5-080911	8/9/2011	<0.1	U		<0.14	U		<0.14	U		<0.14	U		<0.44	U		<0.23	U		<0.13	U		<0.15	U		<0.23	U	
		VMP-13-10.5-111411	11/14/2011	0.0044			<0.0041	U		<0.004	U		<0.004	U		<0.013	U		0.053			0.0012	J		0.00071	J		<0.0067	U	
		VMP-13-10.5-012712	1/26/2012	<0.0085	U		<0.011	U		<0.011	U		<0.011	U		<0.035	U		0.0084	J		<0.011	U		<0.012	U		<0.019	U	
		VMP-13-10.5-012712-DUP	1/26/2012	<0.012	U		<0.016	U		<0.016	U		<0.016	U		<0.05	U		<0.026	U		<0.015	U		<0.017	U		<0.027	U	
		VMP-13-10.5-042012	4/20/2012	0.0016	J		0.0011	J		<0.004	U		0.00098	J		<0.013	U		0.022		J	0.0016	J		0.00096	J		<0.0067	U	
		VMP-13-10.5-071912	7/19/2012	0.0025	J	U	<0.0043	U		<0.0042	U		<0.0042	U		<0.013	U		0.038			0.002	J		0.0021	J		<0.0072	U	
	21.5 ft	VMP-13-21.5	11/17/2009	<53	U		<70	U		<69	U		<69	U		<220	U		<110	U		<66	U		<75	U		<120	U	
		VMP 13-21.5-091310	9/13/2010	9.2			<11	U		<11	U		<11	U		<35	U		<18	U		<10	U		<12	U		<18	U	
		VMP-13-21.5-120110	12/1/2010	28			<22	U		<21	U		<21	U		<68	U		<35	U		<20	U		<23	U		<36	U	
		VMP-13-21.5-021811	2/18/2011	0.51	J		<3.2	U		<3.2	U		<3.2	U		<10	U		<5.3	U		<3	U		<3.4	U		<5.4	U	
		VMP-13-21.5-040511	4/5/2011	2.3	J		<4.7	U		<4.6	U		<4.6	U		<14	U		<7.6	U		<4.4	U		<5	U		<7.7	U	
		VMP-13-21.5-080911	8/9/2011	<0.44	U		<0.58	U		<0.57	U		<0.57	U		<1.8	U		<0.95	U		0.38	J		<0.62	U		<0.96	U	
		VMP-13-21.5-111411	11/14/2011	<2	U		<2.6	U		<2.6	U		<2.6	U		<8.3	U		<4.3	U		<2.5	U		<2.8	U		<4.4	U	
		VMP-13-21.5-111411-DUP	11/14/2011	<2	U		<2.6	U		<2.6	U		<2.6	U		<8.3	U		<4.3	U		<2.5	U		<2.8	U		<4.4	U	
		VMP-13-21.5-012712	1/27/2012	0.094	J	J	<0.62	U		<0.61	U		<0.61	U		<1.9	U		<1	U		0.13	J	J	<0.66	U		<1	U	
		VMP-13-21.5-042012	4/20/2012	0.028	J		0.015	J		<0.068	U		<0.068	U		<0.21	U		0.077	J		0.016	J		<0.073	U		<0.11	U	
		VMP-13-21.5-071912	7/19/2012	0.0044	J		0.00065	J		<0.0042	U		<0.0042	U		<0.013	U		0.071			0.0024	J		0.0015	J		<0.0072	U	
	29.5 ft	VMP-13-29.5	11/17/2009	<100	U		<140	U		<140	U		<140	U		<430	U		<220	U		<130	U		<150	U		<230	U	
		VMP-13-29.5-021811	2/18/2011	<75	U		<100	U		<98	U		<98	U		<310	U		<160	U		<94	U		<110	U		<160	U	
		VMP-13-29.5-040511	4/5/2011	<49	U		<65	U		<64	U		<64	U		<200	U		<100	U		20	J		<69	U		<110	U	
		VMP-13-29.5-013012	1/30/2012	<1.5	U		<2	U		<1.9	U		<1.9	U		<6.2	U		<3.2	U		4.5		J	0.48	J	J	<3.3	U	
		VMP-13-29.5-042012	4/20/2012	0.59	J		<2.6	U		<2.5	U		<2.5	U		<8.1	U		<4.2	U		0.94	J		<2.8	U		<4.3	U	
		VMP-13-29.5-071912	7/19/2012	<5.6	U		<7.4	U		<7.3	U		<7.3	U		<23	U		<12	U		<7	U		<7.9	U		<12	U	

SEE PAGES 22 THROUGH 28 OF TABLE FOR NOTES

TABLE 4
CUMULATIVE SUMMARY OF SOIL VAPOR ANALYTICAL DETECTIONS AND SCREENING RESULTS: PUBLIC WORKS YARD AND WRR - VOCS

Location	Depth	Sample ID	Sample Date	Freon 114			Heptane			Hexachlorobutadiene			Hexane			2-Hexanone (Methyl N-Butyl			Isopentane			Isopropylbenzene (Cumene) 3500			4-Methyl-2-pentanone (Methyl			Methyl tert-Butyl Ether (MTBE) 23000		
				Result	Lab	UBS	Result	Lab	UBS	Result	Lab	UBS	Result	Lab	UBS	Result	Lab	UBS	Result	Lab	UBS	Result	Lab	UBS	Result	Lab	UBS	Result	Lab	UBS
VMP-12	5 ft	VMP-12-5	11/13/2009	<22	U		17			<130	U		200			<52	U					<16	U		<13	U		<11	U	
		VMP-12-5-090310	9/3/2010	<9.4	U		<5.5	U		<57	U		11			<22	U					2.9	J		<5.5	U		<4.8	U	
		VMP-12-5-120310	12/3/2010	<93	U		<54	U		<570	U		370			<220	U					18	J		<54	U		<48	U	
		VMP-12-5-021511	2/15/2011	<4.3	U		<2.5	U		<26	U		9.6			<10	U					<3	U		<2.5	U		<2.2	U	
		VMP-12-5-041911	4/19/2011	<31	U		<18	U		<190	U		5.1	J		<73	U		9700			<22	U		<18	U		<16	U	
		VMP-12-5-080411	8/4/2011	<8.1	U		<4.7	U		<49	U		16			<19	U		7700			<5.7	U		<4.7	U		<4.2	U	
		VMP-12-5-111611	11/16/2011	<0.0057	U		0.0046			<0.035	U		0.036			0.00029	J		0.26			0.0019	J		0.013			<0.0029	U	
		VMP-12-5-012412	1/24/2012	<0.064	U		0.4			<0.39	U		3.5			<0.15	U		12			0.0062	J		0.08			<0.033	U	
		VMP-12-5-041912	4/19/2012	<0.0064	U		0.012			<0.039	U		0.019			<0.015	U		0.029			0.014			0.0051			<0.0033	U	
		VMP-12-5-072612	7/26/2012	<0.0068	U		0.0081			<0.042	U		0.0084		J	<0.016	U		0.026			0.0011	J		0.0044			<0.0035	U	
		VMP-12-5-072612-Dup	7/26/2012	<0.0062	U		0.0006	J		<0.038	U		0.00045	J	J	<0.014	U		0.0032	J		<0.0044	U		<0.0036	U		<0.0032	U	
	11.5 ft	VMP-12-11.5	11/13/2009	<38	U		<22	U		<230	U		230			<90	U					<27	U		<22	U		<20	U	
		VMP-12-11.5-090310	9/3/2010	<12	U		4.5	J		<74	U		41			<28	U					9.1			<7.1	U		<6.2	U	
		VMP-12-11.5-120310	12/3/2010	<10	U		<6.1	U		<64	U		11			<24	U					<7.3	U		<6.1	U		<5.4	U	
		VMP-12-11.5-021511	2/15/2011	<9.4	U		<5.5	U		<57	U		18			<22	U					<6.6	U		<5.5	U		<4.8	U	
		VMP-12-11.5-021511-DUP	2/15/2011	<8.1	U		<4.7	U		<49	U		15			<19	U					<5.7	U		<4.7	U		<4.2	U	
		VMP-12-11.5-041911	4/19/2011	<28	U		<16	U		<170	U		6.9	J		<66	U		11000			<20	U		<16	U		<14	U	
		VMP-12-11.5-080411	8/4/2011	<9.8	U		<5.8	U		<60	U		9.1			<23	U		4800			<6.9	U		<5.8	U		<5.1	U	
		VMP-12-11.5-111611	11/16/2011	<0.079	U		<0.046	U		<0.48	U		0.054			<0.18	U		12			0.007	J		0.017	J		<0.04	U	
		VMP-12-11.5-012412	1/24/2012	<0.73	U		<0.43	U		<4.5	U		1.6			<1.7	U		410			<0.52	U		<0.43	U		<0.38	U	
		VMP-12-11.5-041912	4/19/2012	<0.067	U		<0.039	U		<0.41	U		0.023	J		<0.16	U		14			0.014	J		<0.039	U		<0.034	U	
		VMP-12-11.5-082012	8/20/2012	<0.01	U		<0.0062	U		<0.065	U		0.002	J		<0.025	U		0.006	J		0.096			0.18			<0.0055	U	
	25 ft	VMP-12-25	11/13/2009	<79	U		220			<480	U		1200			<180	U					<56	U		<46	U		<41	U	
		VMP-12-25-090310	9/3/2010	<15	U		100			<94	U		860			<36	U					20			<9	U		<7.9	U	
		VMP-12-25-120310	12/3/2010	<0.76	U		<0.45	U		<4.6	U		0.55			<1.8	U					<0.54	U		<0.45	U		<0.39	U	
		VMP-12-25-021511	2/15/2011	<18	U		32			<110	U		180			<44	U					9.2	J		<11	U		<9.6	U	
		VMP-12-25-041911	4/19/2011	<30	U		10	J		<180	U		110			<71	U		8300			8.6	J		<18	U		<16	U	
		VMP-12-25-080411	8/4/2011	<19	U		9.2	J		<120	U		190			<45	U		9200			<14	U		<11	U		<9.9	U	
		VMP-12-25-111611	11/16/2011	<22	U		<13	U		<130	U		40			<51	U		8900			<15	U		<13	U		<11	U	
		VMP-12-25-012412	1/24/2012	<8.4	U		<4.9	U		<51	U		40		J	<20	U		12000			0.77	J	J	<4.9	U		<4.3	U	
		VMP-12-25-012412-DUP	1/24/2012	<61	U		<36	U		<370	U		36			<140	U		12000			<43	U		<36	U		<32	U	
		VMP-12-25-041912	4/19/2012	<6.4	U		<3.7	U		<39	U		9.9			<15	U		8400			<4.5	U		<3.7	U		<3.3	U	
		VMP-12-25-072712	7/27/2012	<7	U		<4.1	U		<43	U		<3.5	U		<16	U		1400		J	<4.9	U		<4.1	U		<3.6	U	
		VMP-12-25-072712-Dup	7/27/2012	<7	U		<4.1	U		<43	U		<3.5	U		<16	U		1800		J	<4.9	U		<4.1	U		<3.6	U	
	39 ft	VMP-12-39	11/13/2009	<83	U		370			<500	U		1400			<190	U					<58	U		<48	U		<43	U	
		VMP-12-39-041911	4/19/2011	<29	U		180			<180	U		1200			<69	U		7800			9.7	J		<17	U		<15	U	
		VMP-12-39-012412	1/24/2012	<61	U		280			<370	U		1900			<140	U		12000			<43	U		<36	U		<32	U	
		VMP-12-39-041912	4/19/2012	<30	U		150			<190	U		840			<72	U		8200			<22	U		<18	U		<16	U	
		VMP-12-39-072612	7/26/2012	<14	U		26			<86	U		240			<33	U		5400			<9.9	U		<8.2	U		<7.2	U	
VMP-13	5 ft	VMP-13-5	11/16/2009	<17	U		<9.9	U		<100	U		<8.5	U		<40	U					<12	U		<9.9	U		<8.7	U	
		VMP 13-5-091310	9/13/2010	<0.062	U		0.0094	J		<0.38	U		0.015	J		<0.14	U					<0.043	U		<0.036	U		<0.032	U	
		VMP-13-5-120110	12/1/2010	<0.0081	U		0.084			<0.05	U		0.14			<0.019	U					0.0037	J		<0.0048	U		<0.0042	J	U
		VMP-13-5-021811	2/18/2011	<0.0096	U		0.0016	J		<0.059	U		0.0022	J		0.00065	J					<0.0068	U		<0.0056	U		<0.005	U	
		VMP-13-5-040511	4/5/2011	<0.019	U		0.007	J		<0.12	U		0.0088	J		<0.045	U		0.021	J		<0.014	U		<0.011	U		<0.01	U	
		VMP-13-5-080911	8/9/2011	<0.021	U		<0.012	U		<0.13	U		0.0065	J		<0.048	U		3		J	0.039		J	0.12		J	<0.011	U	
		VMP-13-5-080911-DUP	8/9/2011	<0.018	U		<0.011	U		<0.11	U		0.0098			0.0024	J		2		J	0.026		J	0.081		J	<0.0095	U	
		VMP-13-5-111411	11/14/2011	<0.0064	U		0.002	J		<0.039	U		0.00093	J		<0.015	U		0.0017	J		0.0046			0.031			<0.0033	U	
		VMP-13-5-012712	1/27/2012	<0.054	U		0.035		J	<0.33	U		0.18		J	<0.13	U		0.64		J	0.0062	J	J	0.0095	J	J	<0.028	U	
		VMP-13-5-042012	4/20/2012	<0.0062	U		<0.0037	U		<0.038	U		<0.0032	U		0.0012	J		0.0025	J		0.015			0.048			<0.0032	U	
		VMP-13-5-071912	7/19/2012	<0.0065	U		0.0053			<0.04	U		0.0061			<0.015	U		0.0054	J		0.00081	J	U	0.0037	J		<0.0034	U	
		VMP-13-5-071912-Dup	7/19/2012	<0.0065	U		0.0058			<0.04	U		0.0054			<0.015	U		0.0053	J		0.00057	J	U	0.0028	J		<0.0034	U	
	10.5 ft	VMP-13-10.5	11/17/2009	<2.1	U		<1.2	U		<13	U		<1	U		<4.9	U					<1.5	U		<1.2	U		<1.1	U	
		VMP-13-10.5-D	11/17/2009	<2.2	U		<1.3	U		<13	U		<1.1	U		<5.1	U					<1.5	U		<1.3	U		<1.1	U	
		VMP 13-10.5-091310	9/13/2010	<0.023	U		0.0052	J		<0.14	U		0.028		J	<0.053	U					<0.016	U		<0.013	U		<0.012	U	
		VMP 13-10.5-091310-Dup	9/13/2010	<0.022	U		0.0072	J		<0.14	U		0.043		J	<0.052	U					<0.016	U		<0.013	U		<0.011	U	
		VMP-13-10.5-120110	12/1/2010	<0.009	U		0.0029	J		<0.055	U		0.0076			<0.021	U					<0.0064	U		<0.0053	U		<0.0047	J	U
		VMP-13-10.5-120110-DUP	12/1/2010	<0.0094	U		0.0036	J		<0.058	U		0.01			<0.022	U					<0.0066	U		<0.0055	U		<0.0049	J	U
		VMP-13-10.5-021811	2/18/2011	<3.7	U		<2.2	U		<23	U		<1.9	U		<8.8	U					<2.6	U		<2.2	U		<1.9	U	
		VMP-13-10.5-021811-DUP	2/18/2011	<3.6	U		<2.1	U		<22	U		<1.8	U		<8.4	U					<2.5	U		<2.1	U		<1.8	U	
		VMP-13-10.5-040511-DUP	4/5/2011	<0.0096	U		0.003	J		<0.059	U		0.0063			<0.023	U		0.017			<0.0068	U		<0.0056	U		<0.005	U	
		VMP-13-10.5-080911	8/9/2011	<0.21	U		<0.12	U		<1.3	U		0.3			<0.5	U		48			0.027	J		<0.12	U		<0.11	U	
		VMP-13-10.5-111411	11/14/2011	<0.0062	U		0.0018	J		<0.038	U		0.0013	J		<0.014	U		0.0086	J		0.0049			0.039			<0.0032	U	
		VMP-13-10.5-012712	1/26/2012	<0.017	U		0.015			<0.1	U		0.057		J	<0.04	U		0.13		J	0.0058	J		0.013			<0.0088	U	
		VMP-13-10.5-012712-DUP	1/26/2012	<0.024	U		0.024			<0.15	U		0.088		J	<0.057	U		0.24		J	0.0065	J		0.015			<0.013	U	
		VMP-13-10.5-042012	4/20/2012	<0.0061	U		0.0012	J		<0.037	U		0.021			0.00085	J		0.013			0.014			0.038			<0.0032	U	
		VMP-13-10.5-071912	7/19/2012	<0.0065	U		0.0062			<0.04	U		0.0066			<0.015	U		0.012			<0.0046	U		0.00075	J		<0.0034	U	
	21.5 ft	VMP-13-21.5	11/17/2009	<110	U		<62	U		<650	U		<54	U		<250	U					<75	U		<62	U		<55	U	
		VMP 13-21.5-091310	9/13/2010	<17	U		<9.9	U		<100	U		2.1	J		<40	U					<12	U		<9.9	U		<8.7	U	
		VMP-13-21.5-120110	12/1/2010	<33	U		<19	U		<200	U		<16	U		<77	U					<23	U		<19	U		<17	U	
		VMP-13-21.5-021811	2/18/2011	<4.9	U		<2.9	U		<30	U		<2.5	U		<11	U					<3.4	U		<2.9	U		<2.5	U	
		VMP-13-21.5-040511	4/5/2011	<7.1	U		<4.1	U		<43	U		<3.6	U		<16	U		40			<5	U		<4.1	U		<3.6	U	
		VMP-13-21.5-080911	8/9/2011	<0.88	U		<0.52	U		<5.4	U		1			<2.1	U		100			<0.62	U		<0.52	U		<0.45	U	
		VMP-13-21.5-111411	11/14/2011	<4	U		<2.4	U		<24	U		<2	U		<9.4	U		63			<2.8	U		<2.4	U		<2.1	U	
		VMP-13-21.5-111411-DUP	11/14/2011	<4	U		<2.4	U		<24	U		0.98	J		<9.4	U		63			<2.8	U		<2.4	U		<2.1	U	
		VMP-13-21.5-012712	1/27/2012	<0.94	U		<0.55	U		<5.7	U		0.38	J	J	<2.2	U		49		J	<0.66	U		<0.55	U		0.075	J	J
		VMP-13-21.5-042012	4/20/2012	<0.1	U		<0.061	U		<0.64	U		0.083			<0.24	U		12			0.017	J		0.049	J		0.053		
		VMP-13-21.5-071912	7/19/2012	<0.0065	U		0.0089			<0.04	U		0.01			<0.015	U		0.37			0.00065	J	U	0.011			0.0044		
	29.5 ft	VMP-13-29.5	11/17/2009	<210	U		<120	U		<1300	U		<100	U		<490	U					<150	U		<120	U		<110	U	
		VMP-13-29.5-021811	2/18/2011	<150	U		<88	U		<920	U		<76	U		<350	U					<110	U		<88	U		<78	U	
		VMP-13-29.5-040511	4/5/2011	<98	U		<57	U		<600	U		<49	U		<230	U		100	J		<69	U		<57	U		<50	U	
		VMP-13-29.5-013012	1/30/2012	<3	U		<1.8	U		<18	U		0.4	J	J	<7	U		77		J	<2.1	U		<1.8	U		<1.5	U	
		VMP-13-29.5-042012	4/20/2012	<3.9	U		<2.3	U		<24	U		1.5	J		<9.2	U		96			<2.8	U		<2.3	U		<2	U	
		VMP-13-29.5-071912	7/19/2012	<11	U		<6.6	U		<69	U		<5.7	U		<26	U		50			<7.9	U		<6.6	U		<5.8	U	

SEE PAGES 22 THROUGH 28 OF TABLE FOR NOTES

TABLE 4
CUMULATIVE SUMMARY OF SOIL VAPOR ANALYTICAL DETECTIONS AND SCREENING RESULTS: PUBLIC WORKS YARD AND WRR - VOCS

Location	Depth	Sample ID	Sample Date	2-Propanol			n-Propylbenzene			Styrene			1,1,2,2-Tetrachloroethane			Tetrachloroethene			Tetrahydrofuran			Toluene			1,2,4-Trichlorobenzene			1,1,1-Trichloroethane (Methyl		
										8500						4						40000			50			41000		
				Result	Lab	UBS	Result	Lab	UBS	Result	Lab	UBS	Result	Lab	UBS	Result	Lab	UBS	Result	Lab	UBS	Result	Lab	UBS	Result	Lab	UBS	Result	Lab	UBS
VMP-12	5 ft	VMP-12-5	11/13/2009	<31	U		<16	U		<13	U		<22	U		<21	U		<9.3	U		<12	U		<94	U	UJ	<17	U	
		VMP-12-5-090310	9/3/2010	3.6	J		3	J		<5.7	U		<9.2	U		<9.1	U		<4	U		1	J		<40	U		<7.3	U	
		VMP-12-5-120310	12/3/2010	<130	U		20	J		<57	U		<91	U		<90	U		<39	U		<50	U		<390	U		<72	U	
		VMP-12-5-021511	2/15/2011	<6	U		<3	U		<2.6	U		<4.2	U		<4.1	U		<1.8	U		0.74	J		<18	U		<3.3	U	
		VMP-12-5-041911	4/19/2011	<44	UJ	UJ	<22	U		<19	U		<31	U		<30	U		<13	U	UJ	11	J		<130	U		<24	U	
		VMP-12-5-080411	8/4/2011	<11	U		<5.7	U		<4.9	U		<7.9	U		<7.8	U		<3.4	U		<4.4	U		<34	U		<6.3	U	
		VMP-12-5-111611	11/16/2011	0.013			<0.004	U		<0.0035	U		<0.0056	U		<0.0055	U		<0.0024	U		0.0083			<0.024	U		<0.0044	U	
		VMP-12-5-012412	1/24/2012	0.019	J		<0.045	U		<0.039	U		<0.063	U		<0.062	U		<0.027	U		0.016	J		<0.27	U		<0.05	U	
		VMP-12-5-041912	4/19/2012	0.0062	J		0.01			<0.0039	U		<0.0063	U		<0.0062	U		<0.0027	U		0.006			<0.027	U		<0.005	U	
		VMP-12-5-072612	7/26/2012	0.14		J	0.00081	J		0.00093	J		<0.0067	U		<0.0066	U		<0.0029	U		0.011		J	<0.029	U		<0.0053	U	
		VMP-12-5-072612-Dup	7/26/2012	0.0013	J	J	<0.0044	U		<0.0038	U		<0.0061	U		<0.006	U		<0.0026	U		0.0016	J	J	<0.026	U		<0.0048	U	
	11.5 ft	VMP-12-11.5	11/13/2009	<54	U		<27	U		<23	U		<38	U		<37	U		<16	U		<21	U		<160	U	UJ	<30	U	
		VMP-12-11.5-090310	9/3/2010	2.4	J		11			<7.3	U		<12	U		<12	U		<5.1	U		1.1	J		<51	U		<9.4	U	
		VMP-12-11.5-120310	12/3/2010	<15	U		<7.3	U		<6.4	U		<10	U		<10	U		<4.4	U		<5.6	U		<44	U		<8.2	U	
		VMP-12-11.5-021511	2/15/2011	<13	U		2.4	J		<5.7	U		<9.2	U		<9.1	U		<4	U		1.5	J		<40	U		<7.3	U	
		VMP-12-11.5-021511-DUP	2/15/2011	<11	U		1.9	J		<4.9	U		<7.9	U		<7.8	U		<3.4	U		1.7	J		<34	U		<6.3	U	
		VMP-12-11.5-041911	4/19/2011	<40	UJ	UJ	<20	U		<17	U		<28	U		<27	U		<12	U	UJ	<15	U		<120	U		<22	U	
		VMP-12-11.5-080411	8/4/2011	<14	U		<6.9	U		<6	U		<9.7	U		<9.6	U		<4.2	U		<5.3	U		<42	U		<7.7	U	
		VMP-12-11.5-111611	11/16/2011	<0.11	U		<0.055	U		<0.048	U		<0.077	U		<0.076	U		<0.033	U		0.014	J		<0.33	U		<0.061	U	
		VMP-12-11.5-012412	1/24/2012	<1	U		<0.52	U		<0.45	U		<0.72	U		<0.71	U		<0.31	U		0.21	J		<3.1	U		<0.57	U	
		VMP-12-11.5-041912	4/19/2012	<0.094	U		0.016	J		<0.041	U		<0.066	U		<0.065	U		<0.028	U		0.014	J		<0.28	U		<0.052	U	
		VMP-12-11.5-082012	8/20/2012	0.026			0.0016	J		0.0029	J		<0.01	U		<0.01	U		<0.0045	U		0.015			<0.045	U		<0.0083	U	
	25 ft	VMP-12-25	11/13/2009	<110	U		<56	U		<48	U		<78	U		<77	U		<33	U		<42	U		<340	UJ	UJ	<62	U	
		VMP-12-25-090310	9/3/2010	<22	U		26			<9.4	U		<15	U		<15	U		<6.5	U		2.9	J		<65	U		<12	U	
		VMP-12-25-120310	12/3/2010	<1.1	U		<0.54	U		<0.46	U		<0.75	U		<0.74	U		<0.32	U		<0.41	U		<3.2	U		<0.59	U	
		VMP-12-25-021511	2/15/2011	<26	U		9.7	J		<11	U		<18	U		<18	U		<7.8	U		12			<79	U		<14	U	
		VMP-12-25-041911	4/19/2011	<43	UJ	UJ	8.1	J		<18	U		<30	U		<29	U		<13	U	UJ	<16	U		<130	U		<24	U	
		VMP-12-25-080411	8/4/2011	<27	U		<14	U		<12	U		<19	U		<19	U		<8.1	U		<10	U		<82	U		<15	U	
		VMP-12-25-111611	11/16/2011	<31	U		<15	U		<13	U		<22	U		<21	U		<9.2	U		23			<93	U		<17	U	
		VMP-12-25-012412	1/24/2012	<12	U		<5.9	U		<5.1	U		<8.2	U		<8.1	U		<3.5	U		0.96	J	J	<36	U		<6.5	U	
		VMP-12-25-012412-DUP	1/24/2012	<86	U		<43	U		<37	U		<60	U		<59	U		<26	U		<33	U		<260	U		<48	U	
		VMP-12-25-041912	4/19/2012	<9	U		<4.5	U		<3.9	U		<6.3	U		<6.2	U		<2.7	U		<3.4	U		<27	U		<5	U	
		VMP-12-25-072712	7/27/2012	<9.9	U		<4.9	U		<4.3	U		<6.9	U		<6.8	U		<3	U		<3.8	U		<30	U		<5.5	U	
		VMP-12-25-072712-Dup	7/27/2012	<9.9	U		<4.9	U		<4.3	U		<6.9	U		<6.8	U		<3	U		<3.8	U		<30	U		<5.5	U	
	39 ft	VMP-12-39	11/13/2009	<120	U		<58	U		<50	U		<81	U		<80	U		<35	U		<45	U		<350	UJ	UJ	<65	U	
		VMP-12-39-041911	4/19/2011	<41	UJ	UJ	10	J		<18	U		<29	U		<28	U		<12	U	UJ	<16	U		<120	U		<23	U	
		VMP-12-39-012412	1/24/2012	<86	U		<43	U		<37	U		<60	U		<59	U		<26	U		5.7	J		<260	U		<48	U	
		VMP-12-39-041912	4/19/2012	19	J		<22	U		<19	U		<30	U		<30	U		<13	U		8.4	J		<130	U		<24	U	
		VMP-12-39-072612	7/26/2012	1.6	J		<9.9	U		<8.6	U		<14	U		<14	U		<5.9	U		1.1	J		<60	U		<11	U	
VMP-13	5 ft	VMP-13-5	11/16/2009	<24	U		<12	U		<10	U		<17	U		<16	U		<7.1	U		<9.1	U		<72	UJ	UJ	<13	U	
		VMP 13-5-091310	9/13/2010	<0.086	U		<0.043	U		<0.037	U		<0.06	U		<0.06	U		<0.026	U		0.025	J		<0.26	U		<0.048	U	
		VMP-13-5-120110	12/1/2010	0.049			0.008			<0.005	U		<0.008	U		<0.0079	J	U	<0.0034	U		0.036			<0.034	U		<0.0064	U	
		VMP-13-5-021811	2/18/2011	0.0066	J		<0.0068	U		<0.0059	U		<0.0095	U		<0.0094	U		<0.0041	U		0.011			<0.041	U		<0.0075	U	
		VMP-13-5-040511	4/5/2011	<0.027	U		<0.014	U		<0.012	U		<0.019	U		<0.019	J	U	<0.0081	U		0.0026	J		<0.082	J	U	<0.015	U	
		VMP-13-5-080911	8/9/2011	0.021	J		<0.014	J	U	0.0025	J		<0.02	U		<0.02	U		<0.0087	U		0.023			<0.088	J	U	<0.016	U	
		VMP-13-5-080911-DUP	8/9/2011	0.048			<0.013	U		0.0013	J		<0.018	U		<0.018	U		<0.0078	U		0.022			<0.078	U		<0.014	U	
		VMP-13-5-111411	11/14/2011	0.012			<0.0045	U		<0.0039	U		<0.0063	U		<0.0062	U		<0.0027	U		0.011			<0.027	U		<0.005	U	
		VMP-13-5-012712	1/27/2012	0.017	J	J	<0.038	U		<0.033	U		<0.053	U		<0.052	U		<0.023	U		0.0098	J	J	<0.23	U		<0.042	U	
		VMP-13-5-042012	4/20/2012	0.032			<0.0044	U		<0.0038	U		<0.0061	U		<0.0061	U		0.004			0.012			<0.026	U		0.00044	J	
		VMP-13-5-071912	7/19/2012	0.91			0.0011	J	U	0.0012	J		<0.0064	U		0.0024	J		0.026			0.023			<0.028	U		<0.0051	U	
		VMP-13-5-071912-Dup	7/19/2012	0.88			0.0011	J	U	0.0014	J		<0.0064	U		0.0016	J		0.028			0.023			<0.028	U		<0.0051	U	
	10.5 ft	VMP-13-10.5	11/17/2009	<2.9	U		<1.5	U		<1.3	U		<2	U		<2	U		<0.88	U		<1.1	U		<8.8	UJ	UJ	<1.6	U	
		VMP-13-10.5-D	11/17/2009	<3	U		<1.5	U		<1.3	U		<2.1	U		<2.1	U		<0.91	U		<1.2	U		<9.2	U	UJ	<1.7	U	
		VMP 13-10.5-091310	9/13/2010	0.013	J		<0.016	U		<0.014	U		<0.022	U		0.0073	J		<0.0096	U		0.0075	J		<0.097	U		<0.018	U	
		VMP 13-10.5-091310-Dup	9/13/2010	0.012	J		<0.016	U		<0.014	U		<0.022	U		0.0034	J		<0.0094	U		0.0074	J		<0.094	U		<0.017	U	
		VMP-13-10.5-120110	12/1/2010	0.1			<0.0064	U		<0.0055	U		<0.0089	U		<0.0088	J	U	<0.0038	U		0.0011	J		<0.038	U		0.001	J	
		VMP-13-10.5-120110-DUP	12/1/2010	0.13			<0.0066	U		<0.0058	U		<0.0093	U		<0.0092	J	U	<0.004	U		0.00092	J		<0.04	U		0.0011	J	
		VMP-13-10.5-021811	2/18/2011	<5.2	U		<2.6	U		<2.3	U		<3.7	U		<3.6	U		<1.6	U		<2	U		<16	U		<2.9	U	
		VMP-13-10.5-021811-DUP	2/18/2011	<5.1	U		<2.5	U		<2.2	U		<3.5	U		<3.5	U		<1.5	U		<1.9	U		<15	U		<2.8	U	
		VMP-13-10.5-040511-DUP	4/5/2011	0.0022	J		<0.0068	U		<0.0059	U		<0.0095	U		<0.0094	J	U	<0.0041	U		0.0011	J		<0.041	J	U	<0.0075	U	
		VMP-13-10.5-080911	8/9/2011	<0.3	U		<0.15	U		<0.13	U		<0.21	U		<0.2	U		<0.089	U		<0.11	U		<0.9	U		<0.16	U	
		VMP-13-10.5-111411	11/14/2011	0.022			<0.0043	U		<0.0037	U		<0.006	U		<0.006	U		<0.0026	U		0.017			<0.026	U		<0.0048	U	
		VMP-13-10.5-012712	1/26/2012	<0.024	U		<0.012	U		<0.01	U		<0.017	U		<0.016	U		<0.0072	U		0.0046	J		<0.072	U		<0.013	U	
		VMP-13-10.5-012712-DUP	1/26/2012	<0.034	U		<0.017	U		<0.015	U		<0.024	U		<0.024	U		<0.01	U		0.0047	J		<0.1	U		<0.019	U	
		VMP-13-10.5-042012	4/20/2012	0.049			0.00062	J		<0.0037	U		<0.006	U		<0.0059	U		0.0034			0.03			<0.026	J	U	<0.0048	J	U
		VMP-13-10.5-071912	7/19/2012	0.23			0.00052	J	U	0.00079	J		<0.0064	U		0.0023	J		0.042			0.0082			<0.028	U		<0.0051	U	
	21.5 ft	VMP-13-21.5	11/17/2009	<150	U		<75	U		<65	U		<100	U		<100	U		<45	U		<57	U		<450	U	UJ	<83	U	
		VMP 13-21.5-091310	9/13/2010	<24	U		<12	U		<10	U		<17	U		<16	U		<7.1	U		3.7	J		<72	U		<13	U	
		VMP-13-21.5-120110	12/1/2010	<46	U		<23	U		<20	U		<32	U		<32	U		<14	U		<18	U		<140	U		<26	U	
		VMP-13-21.5-021811	2/18/2011	1.7	J		<3.4	U		0.53	J		<4.8	U		<4.7	U		<2.1	U		0.54	J		<21	U		<3.8	U	
		VMP-13-21.5-040511	4/5/2011	<9.9	U		<5	U		<4.3	U		<6.9	U		<6.8	U		<3	U		<3.8	U		<30	U		<5.5	U	
		VMP-13-21.5-080911	8/9/2011	<1.2	U		<0.62	U		<0.54	U		<0.86	U		<0.85	U		<0.37	U		0.18	J		<3.7	U		<0.69	U	
		VMP-13-21.5-111411	11/14/2011	<5.6	U		<2.8	U		<2.4	U		<3.9	U		<3.9	U		<1.7	U		3.5			<17	U		<3.1	U	
		VMP-13-21.5-111411-DUP	11/14/2011	0.96	J		<2.8	U		<2.4	U		<3.9	U		<3.9	U		<1.7	U		3.6			<17	U		<3.1	U	
		VMP-13-21.5-012712	1/27/2012	<1.3	U		<0.66	U		<0.57	U		<0.92	U		<0.91	U		<0.4	U		<0.5	U		<4	U		<0.73	U	
		VMP-13-21.5-042012	4/20/2012	0.14	J		<0.073	U		0.04	J		<0.1	U		<0.1	U		<0.044	U		0.087			<0.44	U		<0.081	U	
		VMP-13-21.5-071912	7/19/2012	0.21			0.00065	J	U	0.0013	J		<0.0064	U		0.0032	J		0.039			0.018			<0.028	U		<0.0051	U	
	29.5 ft	VMP-13-29.5	11/17/2009	<290	U		<150	U		<130	U		<200	U		<200	U		<88	U		120			<880	U	UJ	<160	U	
		VMP-13-29.5-021811	2/18/2011	<210	U		<110	U		<92	U		<150	U		<150	U		<64	U		16	J		<640	U		<120	U	
		VMP-13-29.5-040511	4/5/2011	<140	U		<69	U		<60	U		<96	U		<95	U		<41	U		19	J		<420	U		<76	U	
		VMP-13-29.5-013012	1/30/2012	<4.2	U		<2.1	U		<1.8	U		<2.9	U		<2.9	U		<1.3	U		11		J	<13	U		<2.3	U	
		VMP-13-29.5-042012	4/20/2012	2.9	J		<2.8	U		0.51	J		<3.8	U		<3.8	U		<1.6	U		1.3	J		<17	U		<3	U	
		VMP-13-29.5-071912	7/19/2012	<16	U		<7.9	U		<6.8	U		<11	U		<11	U		<4.7	U		<6.1	U		<48	U		<8.8	U	

SEE PAGES 22 THROUGH 28 OF TABLE FOR NOTES

TABLE 4
CUMULATIVE SUMMARY OF SOIL VAPOR ANALYTICAL DETECTIONS AND SCREENING RESULTS: PUBLIC WORKS YARD AND WRR - VOCS

Location	Depth	Sample ID	Sample Date	1,1,2-Trichloroethane 170000			Trichloroethene 12			Trichlorofluoromethane 5600			1,2,4-Trimethylbenzene			1,3,5-Trimethylbenzene			2,2,4-Trimethylpentane			Vinyl chloride 4.8			m,p-Xylene 820			o-Xylenes 790		
				Result	Lab	UBS	Result	Lab	UBS	Result	Lab	UBS	Result	Lab	UBS	Result	Lab	UBS	Result	Lab	UBS	Result	Lab	UBS	Result	Lab	UBS	Result	Lab	UBS
VMP-12	5 ft	VMP-12-5	11/13/2009	<17	U		<17	U		<18	U		<16	U		<16	U		1500			<8.1	U		<14	U		<14	U	
		VMP-12-5-090310	9/3/2010	<7.3	U		<7.2	U		<7.6	U		<6.6	U		<6.6	U		1700			<3.4	U		<5.8	U		<5.8	U	
		VMP-12-5-120310	12/3/2010	<72	U		<71	U		<75	U		<65	U		<65	U		1700			<34	U		<58	U		<58	U	
		VMP-12-5-021511	2/15/2011	<3.3	U		<3.3	U		<3.4	U		<3	U		<3	U		610			<1.6	U		<2.6	U		<2.6	U	
		VMP-12-5-041911	4/19/2011	<24	U		<24	U		<25	U		<22	U		<22	U		1100			<11	U		7.9	J		<19	U	
		VMP-12-5-080411	8/4/2011	<6.3	U		<6.2	U		<6.5	U		<5.7	U		<5.7	U		700			<3	U		<5	U		<5	U	
		VMP-12-5-111611	11/16/2011	<0.0044	U		<0.0044	U		<0.0046	U		0.0009	J		<0.004	U		0.95			<0.0021	U		0.0018	J		0.00046	J	
		VMP-12-5-012412	1/24/2012	<0.05	U		<0.049	U		<0.051	U		0.011	J		<0.045	U		2.9			<0.023	U		0.013	J		<0.04	U	
		VMP-12-5-041912	4/19/2012	<0.005	U		<0.0049	U		0.0016	J		0.0014	J		<0.0045	U		0.4			<0.0023	U		0.0042			<0.004	U	
		VMP-12-5-072612	7/26/2012	<0.0053	U		<0.0052	U		0.0012	J		0.0017	J		0.00084	J		0.0065			<0.0025	U		0.0052			0.0018	J	
		VMP-12-5-072612-Dup	7/26/2012	<0.0048	U		<0.0048	U		0.0018	J		<0.0044	U		<0.0044	U		0.00079	J		<0.0023	U		0.001	J		0.00082	J	
	11.5 ft	VMP-12-11.5	11/13/2009	<30	U		<30	U		<31	U		<27	U		<27	U		1500			<14	U		<24	U		<24	U	
		VMP-12-11.5-090310	9/3/2010	<9.4	U		<9.3	U		<9.7	U		<8.5	U		<8.5	U		1700			<4.4	U		<7.5	U		<7.5	U	
		VMP-12-11.5-120310	12/3/2010	<8.2	U		<8	U		<8.4	U		<7.3	U		<7.3	U		910			<3.8	U		<6.5	U		<6.5	U	
		VMP-12-11.5-021511	2/15/2011	<7.3	U		<7.2	U		<7.5	U		<6.6	U		<6.6	U		1300			<3.4	U		<5.8	U		<5.8	U	
		VMP-12-11.5-021511-DUP	2/15/2011	<6.3	U		<6.2	U		<6.5	U		<5.7	U		<5.7	U		1100			<3	U		<5	U		<5	U	
		VMP-12-11.5-041911	4/19/2011	<22	U		<22	U		<23	U		<20	U		<20	U		1200			<10	U		<18	U		<18	U	
		VMP-12-11.5-080411	8/4/2011	<7.7	U		<7.6	U		<7.9	U		<6.9	U		<6.9	U		420			<3.6	U		<6.1	U		<6.1	U	
		VMP-12-11.5-111611	11/16/2011	<0.061	U		<0.06	U		<0.063	U		<0.055	U		<0.055	U		4.7			<0.029	U		<0.049	U		<0.049	U	
		VMP-12-11.5-012412	1/24/2012	<0.57	U		<0.56	U		<0.59	U		<2.1	U		<0.52	U		64			<0.27	U		0.13	J		<0.46	U	
		VMP-12-11.5-041912	4/19/2012	<0.052	U		<0.051	U		<0.054	U		<0.047	U		<0.047	U		15			<0.024	U		<0.041	U		<0.041	U	
		VMP-12-11.5-082012	8/20/2012	<0.0083	U		<0.0081	U		0.0022	J	J	0.0056	J		0.0028	J		0.012			<0.0039	U		0.0038	J		0.0022	J	
	25 ft	VMP-12-25	11/13/2009	<62	U		<61	U		<63	U		<56	U		<56	U		1600			<29	U		<49	U		<49	U	
		VMP-12-25-090310	9/3/2010	<12	U		<12	U		<12	U		<11	U		<11	U		1300			<5.6	U		<9.6	U		<9.6	U	
		VMP-12-25-120310	12/3/2010	<0.59	U		<0.58	U		<0.61	U		<0.54	U		<0.54	U		120			<0.28	U		<0.47	U		<0.47	U	
		VMP-12-25-021511	2/15/2011	<14	U		<14	U		<15	U		<13	U		<13	U		990			<6.8	U		5.8	J		<12	U	
		VMP-12-25-041911	4/19/2011	<24	U		<23	U		<24	U		<21	U		<21	U		980			<11	U		<19	U		<19	U	
		VMP-12-25-080411	8/4/2011	<15	U		<15	U		<15	U		<14	U		<14	U		720			<7	U		<12	U		<12	U	
		VMP-12-25-111611	11/16/2011	<17	U		<17	U		<18	U		<15	U		<15	U		940			<8	U		<14	U		<14	U	
		VMP-12-25-012412	1/24/2012	<6.5	U		<6.4	U		<6.7	U		<24	U		<5.9	U		1200		J	<3.1	U		<5.2	U		<5.2	U	
		VMP-12-25-012412-DUP	1/24/2012	<48	U		<47	U		<49	U		<170	U		<43	U		1200			<22	U		<38	U		<38	U	
		VMP-12-25-041912	4/19/2012	<5	U		<4.9	U		<5.1	U		<4.5	U		<4.5	U		520			<2.3	U		<4	U		<4	U	
		VMP-12-25-072712	7/27/2012	<5.5	U		<5.4	U		<5.6	U		<4.9	U		<4.9	U		450			<2.6	U		<4.4	U		<4.4	U	
		VMP-12-25-072712-Dup	7/27/2012	<5.5	U		<5.4	U		<5.6	U		<4.9	U		<4.9	U		540			<2.6	U		<4.4	U		<4.4	U	
	39 ft	VMP-12-39	11/13/2009	<65	U		<64	U		<66	U		<58	U		<58	U		1500			<30	U		<51	U		<51	U	
		VMP-12-39-041911	4/19/2011	<23	U		<23	U		<24	U		<21	U		<21	U		1100			<11	U		<18	U		<18	U	
		VMP-12-39-012412	1/24/2012	<48	U		<47	U		<49	U		<170	U		<43	U		1200			<22	U		<38	U		<38	U	
		VMP-12-39-041912	4/19/2012	<24	U		<24	U		<24	U		<22	U		<22	U		680			<11	U		4	J		<19	U	
		VMP-12-39-072612	7/26/2012	<11	U		<11	U		<11	U		<9.9	U		<9.9	U		1000			<5.1	U		<8.7	U		<8.7	U	
VMP-13	5 ft	VMP-13-5	11/16/2009	<13	U		<13	U		<14	U		<12	U		<12	U		28			<6.2	U		<10	U		<10	U	
		VMP 13-5-091310	9/13/2010	<0.048	U		<0.047	U		<0.049	U		<0.043	U		<0.043	U		0.073			<0.022	U		0.0064	J		<0.038	U	
		VMP-13-5-120110	12/1/2010	<0.0064	U		<0.0063	J	U	0.0015	J		0.037			0.0091			0.13			<0.003	U		0.11			0.037		
		VMP-13-5-021811	2/18/2011	<0.0075	U		<0.0074	U		<0.0078	U		<0.0068	U		<0.0068	U		0.0028	J		<0.0035	U		<0.006	U		<0.006	U	
		VMP-13-5-040511	4/5/2011	<0.015	U		0.006	J		<0.016	U		<0.014	U		<0.014	U		0.012	J		<0.007	U		<0.012	U		<0.012	U	
		VMP-13-5-080911	8/9/2011	<0.016	U		<0.016	U		<0.017	U		0.0049	J		0.0018	J		2.9		J	<0.0076	U		0.0073	J		0.0018	J	
		VMP-13-5-080911-DUP	8/9/2011	<0.014	U		<0.014	U		<0.015	U		0.0028	J		<0.013	U		1.8		J	<0.0067	U		0.005	J		0.0016	J	
		VMP-13-5-111411	11/14/2011	<0.005	U		0.00096	J		<0.0052	U		0.00072	J		<0.0045	U		0.0044			<0.0024	U		0.0019	J		0.00065	J	
		VMP-13-5-012712	1/27/2012	<0.042	U		<0.042	U		<0.044	U		<0.15	U		<0.038	U		0.19		J	<0.02	U		<0.034	U		<0.034	U	
		VMP-13-5-042012	4/20/2012	<0.0049	U		<0.0048	U		0.0015	J		<0.0044	U		<0.0044	U		0.0015	J		<0.0023	U		0.0037	J		<0.0039	U	
		VMP-13-5-071912	7/19/2012	<0.0051	U		<0.005	U		0.0026	J	J	0.0071			0.002	J		0.0041	J		<0.0024	U		0.009			0.0046		
		VMP-13-5-071912-Dup	7/19/2012	<0.0051	U		<0.005	U		0.0024	J	J	0.0083			0.0022	J		0.004	J		<0.0024	U		0.0098			0.0047		
	10.5 ft	VMP-13-10.5	11/17/2009	<1.6	U		<1.6	U		<1.7	U		<1.5	U		<1.5	U		2.6			<0.76	U		<1.3	U		<1.3	U	
		VMP-13-10.5-D	11/17/2009	<1.7	U		<1.7	U		<1.7	U		<1.5	U		<1.5	U		2.8			<0.79	U		<1.3	U		<1.3	U	
		VMP 13-10.5-091310	9/13/2010	<0.018	U		<0.018	U		<0.018	U		<0.016	U		<0.016	U		0.38			<0.0083	U		<0.014	U		<0.014	U	
		VMP 13-10.5-091310-Dup	9/13/2010	<0.017	U		<0.017	U		<0.018	U		<0.016	U		<0.016	U		0.4			<0.0081	U		0.0025	J		<0.014	U	
		VMP-13-10.5-120110	12/1/2010	<0.0071	U		<0.007	J	U	0.0015	J		<0.0064	U		<0.0064	U		0.081			<0.0033	U		<0.0056	J	U	<0.0056	U	
		VMP-13-10.5-120110-DUP	12/1/2010	<0.0074	U		<0.0072	J	U	0.0013	J		<0.0066	U		<0.0066	U		0.097			<0.0034	U		<0.0059	J	U	<0.0059	U	
		VMP-13-10.5-021811	2/18/2011	<2.9	U		<2.9	U		<3	U		<2.6	U		<2.6	U		17			<1.4	U		<2.3	U		<2.3	U	
		VMP-13-10.5-021811-DUP	2/18/2011	<2.8	U		<2.8	U		<2.9	U		<2.5	U		<2.5	U		18			<1.3	U		<2.2	U		<2.2	U	
		VMP-13-10.5-040511-DUP	4/5/2011	<0.0075	U		<0.0074	J	U	0.00087	J		<0.0068	U		<0.0068	U		0.0012	J		<0.0035	U		0.00081	J		<0.006	U	
		VMP-13-10.5-080911	8/9/2011	<0.16	U		<0.16	U		<0.17	U		<0.15	U		<0.15	U		34			<0.077	U		<0.13	U		<0.13	U	
		VMP-13-10.5-111411	11/14/2011	<0.0048	U		0.0012	J		<0.0049	U		0.0014	J		<0.0043	U		0.0017	J		<0.0022	U		0.0023	J		0.00073	J	
		VMP-13-10.5-012712	1/26/2012	<0.013	U		<0.013	U		<0.014	U		<0.012	U		<0.012	U		0.052			<0.0062	U		<0.011	U		<0.011	U	
		VMP-13-10.5-012712-DUP	1/26/2012	<0.019	U		<0.019	U		<0.02	U		<0.017	U		<0.017	U		0.08			<0.0089	U		<0.015	U		<0.015	U	
		VMP-13-10.5-042012	4/20/2012	<0.0048	U		<0.0047	U		0.0016	J		<0.0043	U		<0.0043	U		0.0014	J		<0.0022	U		0.0035	J		<0.0038	U	
		VMP-13-10.5-071912	7/19/2012	<0.0051	U		<0.005	U		0.0025	J	J	0.0018	J		0.00056	J	U	0.01			<0.0024	U		0.0047			0.0019	J	
	21.5 ft	VMP-13-21.5	11/17/2009	<83	U		<82	U		<85	U		<75	U		<75	U		<71	U		<39	U		<66	U		<66	U	
		VMP 13-21.5-091310	9/13/2010	<13	U		<13	U		<14	U		<12	U		<12	U		43			<6.2	U		<10	U		<10	U	
		VMP-13-21.5-120110	12/1/2010	<26	U		<25	U		<26	U		<23	U		<23	U		57			<12	U		<20	U		<20	U	
		VMP-13-21.5-021811	2/18/2011	<3.8	U		<3.8	U		<3.9	U		<3.4	U		<3.4	U		15			<1.8	U		<3	U		<3	U	
		VMP-13-21.5-040511	4/5/2011	<5.5	U		<5.4	U		<5.7	U		<5	U		<5	U		16			<2.6	U		<4.4	U		<4.4	U	
		VMP-13-21.5-080911	8/9/2011	<0.69	U		<0.68	U		<0.71	U		<0.62	U		<0.62	U		55			<0.32	U		0.18	J		<0.55	U	
		VMP-13-21.5-111411	11/14/2011	<3.1	U		<3.1	U		<3.2	U		<2.8	U		<2.8	U		33			<1.5	U		<2.5	U		<2.5	U	
		VMP-13-21.5-111411-DUP	11/14/2011	<3.1	U		<3.1	U		<3.2	U		<2.8	U		<2.8	U		31			<1.5	U		<2.5	U		<2.5	U	
		VMP-13-21.5-012712	1/27/2012	<0.73	U		<0.72	U		<0.75	U		<2.6	U		<0.66	U		29		J	<0.34	U		<0.58	U		<0.58	U	
		VMP-13-21.5-042012	4/20/2012	<0.081	U		<0.08	U		<0.084	U		0.015	J		<0.073	U		6.9			<0.038	U		0.024	J		<0.065	U	
		VMP-13-21.5-071912	7/19/2012	<0.0051	U		<0.005	U		<0.0052	U		0.0014	J		0.0006	J	U	1.4			<0.0024	U		0.0054			0.0022	J	
	29.5 ft	VMP-13-29.5	11/17/2009	<160	U		<160	U		<170	U		<150	U		<150	U		<140	U		<76	U		<130	U		<130	U	
		VMP-13-29.5-021811	2/18/2011	<120	U		<120	U		<120	U		<110	U		<110	U		<100	U		<55	U		<94	U		<94	U	
		VMP-13-29.5-040511	4/5/2011	<76	U		<75	U		<79	U		<69	U		<69	U		41	J		<36	U		23	J		<61	U	
		VMP-13-29.5-013012	1/30/2012	<2.3	U		<2.3	U		<2.4	U		0.3	J	J	<2.1	U		39		J	<1.1	U		7.8		J	2.1		J
		VMP-13-29.5-042012	4/20/2012	<3	U		<3	U		<3.1	U		<2.8	U		<2.8	U		17			<1.4	U		1	J		<2.4	U	
		VMP-13-29.5-071912	7/19/2012	<8.8	U		<8.6	U		<9	U		<7.9	U		<7.9	U		<7.5	U		<4.1	U		<7	U		<7	U	

SEE PAGES 22 THROUGH 28 OF TABLE FOR NOTES

TABLE 4
CUMULATIVE SUMMARY OF SOIL VAPOR ANALYTICAL DETECTIONS AND SCREENING RESULTS: PUBLIC WORKS YARD AND WRR - VOCS

Location	Depth	Sample ID	Sample Date	Acetone 750000			alpha-Chlorotoluene			Benzene 2.8			Bromodichloromethane 450000			Bromoform 52			Bromomethane 42			1,3-Butadiene			Butane			2-Butanone 40000		
				Result	Lab	UBS	Result	Lab	UBS	Result	Lab	UBS	Result	Lab	UBS	Result	Lab	UBS	Result	Lab	UBS	Result	Lab	UBS	Result	Lab	UBS	Result	Lab	UBS
VMP-14	5 ft	VMP-14-5	11/20/2009	<0.024	U		<0.013	U		0.021			<0.017	U		<0.027	U		<0.01	U		<0.005	U					<0.007	U	
		VMP 14-5-091010	9/10/2010	<0.59	U		<0.32	U		0.71			<0.42	U		<0.64	U		<0.24	U		<0.14	U					<0.18	U	
		VMP-14-5-120110	12/1/2010	0.017			<0.0062	U		0.008			0.0012	J		<0.012	U		<0.0047	U		<0.0026	U					0.0028	J	
		VMP-14-5-021711	2/17/2011	0.0069	J		<0.0068	U		1.2			<0.0088	U		<0.014	U		<0.0051	U		<0.0029	U					<0.0039	U	
		VMP-14-5-040511	4/5/2011	0.012	J		<0.007	U		0.011			<0.009	U		<0.014	U		<0.0052	J	U	<0.003	U		1.5	E	J	<0.016	U	
		VMP-14-5-080811	8/8/2011	<13	U		<7.3	U		13			<9.4	U		<14	U		<5.4	U		<3.1	U		2600			<16	U	
		VMP-14-5-111411	11/14/2011	0.0078	J		<0.018	U		3.1			<0.024	U		<0.036	U		<0.014	U		<0.0078	U		0.011	J		<0.042	U	
		VMP-14-5-042012	4/20/2012	0.012	J		<0.0044	U		0.026			<0.0057	U		<0.0088	U		<0.033	U		<0.0019	U		0.037			0.018		
		VMP-14-5-072312	7/23/2012	0.2			0.0084			0.43			<0.0069	U		<0.011	U		0.0023	J		<0.0023	U		0.0038	J		0.09		
	11.5 ft	VMP-14-11.5	11/16/2009	<2.9	U		<1.6	U		550			<2.1	U		<3.2	U		<1.2	U		<0.68	U					<0.91	U	
		VMP 14-11.5-091010	9/10/2010	<9.1	U		<4.9	U		52			<6.4	U		<9.9	U		<3.7	U		<2.1	U					<2.8	U	
		VMP-14-11.5-120110	12/2/2010	<0.8	U		<0.43	U		0.28			<0.56	U		<0.87	U		<0.33	U		<0.18	U					<0.25	U	
		VMP-14-11.5-120110-DUP	12/2/2010	<0.72	U		<0.39	U		0.28			<0.51	U		<0.78	U		<0.3	U		<0.17	U					<0.22	U	
		VMP-14-11.5-021711	2/17/2011	<0.26	U		<0.14	U		0.86			<0.18	U		<0.28	U		<0.11	U		<0.061	U					<0.081	U	
		VMP-14-11.5-021711-DUP	2/17/2011	<0.26	U		<0.14	U		1			<0.18	U		<0.28	U		<0.11	U		<0.061	U					<0.081	U	
		VMP-14-11.5-040511	4/5/2011	<0.043	U		<0.023	U		0.079			<0.03	U		<0.046	U		<0.017	U		<0.0099	U		18	E	J	0.014	J	
		VMP-14-11.5-080811	8/8/2011	<1.3	U		<0.72	U		0.18	J		<0.93	U		<1.4	U		<0.54	U		<0.31	U		320			<1.6	U	
		VMP-14-11.5-111511	11/15/2011	1.8	J		<1.1	U		2.2			<1.4	U		<2.2	U		<0.84	U		<0.48	U		560			0.53	J	
		VMP-14-11.5-012612	1/26/2012	<8.4	U		<18	U		3.8			<5.9	U		<36	U		<3.4	U		<1.9	U		1500			<10	U	
		VMP-14-11.5-042312	4/23/2012	0.015	J		<0.0047	U		0.0068			<0.0061	U		<0.0094	U		<0.036	U		<0.002	U		0.044			0.011		
		VMP-14-11.5-042312-Dup	4/23/2012	0.0098	J		<0.0047	U		0.0068			<0.0061	U		<0.0094	U		<0.036	U		<0.002	U		0.046			0.0081	J	
		VMP-14-11.5-072512	7/25/2012	<3	U		<1.7	U		<1	U		<2.2	U		<3.3	U		<1.2	U		<0.71	U		460			<3.8	U	
	20 ft	VMP-14-20	11/16/2009	<110	U		<62	U		26000			<80	U		<120	U		<46	U		<26	U					<35	U	
		VMP 14-20-091010	9/10/2010	<140	U		<75	U		37000			<97	U		<150	U		<56	U		<32	U					<43	U	
		VMP 14-20-091010-Dup	9/10/2010	<140	U		<78	U		35000			<100	U		<160	U		<59	U		<33	U					<44	U	
		VMP-14-20-120110	12/2/2010	<370	U		<200	U		47000			<260	U		<400	U		<150	U		<87	U					<120	U	
		VMP-14-20-021811	2/18/2011	<210	U		<110	U		20000			<150	U		<230	U		<86	U		<49	U					<65	U	
		VMP-14-20-040511	4/5/2011	18	J		<49	U		22000			<64	U		<98	U		<37	U		<21	U		3400			<110	U	
		VMP-14-20-080811	8/8/2011	<33	U		<18	U		17000			<23	U		<36	U		<13	U		<7.6	U		6000			<41	U	
		VMP-14-20-111511	11/15/2011	<170	U		<92	U		16000			<120	U		<180	U		<69	U		<39	U		5900			<210	U	
		VMP-14-20-012612	1/26/2012	2.8	J	J	<36	U		17000			<12	U		<72	U		<6.8	U		<3.9	U		4100		J	<21	U	
		VMP-14-20-042312	4/23/2012	<9.1	U		<20	U		13000			<6.4	U		<9.9	U		<3.7	U		<2.1	U		2400			<11	U	
		VMP-14-20-072512	7/25/2012	<14	U		<7.9	U		13000			<10	U		<16	U		<5.9	U		<3.4	U		2200			<18	U	
	29 ft	VMP-14-29	11/16/2009	<440	U		<240	U		79000			<310	U		<480	U		<180	U		<100	U					<140	U	
		VMP-14-29-021811	2/18/2011	240	J		<170	U		40000			<220	U		<330	U		<120	U		<71	U					<95	U	
		VMP-14-29-040511	4/5/2011	<260	U		<140	U		51000			<180	U		<280	U		<110	U		<61	U		4900			<320	U	
		VMP-14-29-012612	1/26/2012	<300	U		<650	U		26000			<210	U		<1300	U		<120	U		<69	U		4000			<370	U	
		VMP-14-29-042312	4/23/2012	<110	U		<230	U		22000			<75	U		<120	U		<43	U		<25	U		2800			<130	U	
		VMP-14-29-072512	7/25/2012	<110	U		<61	U		21000			<79	U		<120	U		<46	U		<26	U		2900			<140	U	
VMP-15	5 ft	VMP-15-5	11/18/2009	<0.012	U		<0.006	U		0.55		J	<0.008	U		<0.013	U		<0.004	U		<0.002	U					<0.003	U	
		VMP-15-5-D	11/18/2009	<0.012	U		<0.006	U		0.26		J	<0.008	U		<0.013	U		<0.004	U		<0.002	U					<0.003	U	
		VMP 15-5-091410	9/14/2010	0.015			<0.0065	U		0.61			<0.0084	U		<0.013	U		<0.0049	J	U	<0.0028	U					0.001	J	
		VMP-15-5-113010	11/30/2010	<0.28	U		<0.15	U		<0.096	U		<0.2	U		<0.31	U		<0.12	U		<0.066	U					<0.088	U	
		VMP-15-5-021611	2/16/2011	0.33			<0.14	U		2			<0.19	U		<0.29	U		<0.11	U		<0.062	U					0.08	J	
		VMP-15-5-042011	4/20/2011	0.083	J		<0.34	U		1.4			<0.44	U		<0.68	U		<0.26	U		<0.15	U		6.3			<0.78	U	
		VMP-15-5-080811	8/8/2011	0.088			<0.0077	J	U	0.14			<0.01	U		<0.015	J	U	<0.0058	U		<0.0033	U		0.0059	J		0.016	J	
		VMP-15-5-111511	11/15/2011	<0.016	U		<0.0086	U		2.1			<0.011	U		<0.017	U		<0.0064	U		<0.0037	U		0.12			0.0034	J	
		VMP-15-5-020112	2/1/2012	0.012	J		<0.18	U		<0.027	U		<0.057	U		<0.35	U		<0.033	U		<0.019	U		<0.081	U		0.0093	J	
		VMP-15-5-042412	4/24/2012	0.026	J		<0.18	U		0.063			<0.059	U		<0.09	U		<0.034	U		<0.019	U		<0.083	U		<0.1	U	
		VMP-15-5-072512	7/25/2012	0.064			<0.0051	U		0.005			<0.0066	U		<0.01	U		0.002	J	J	<0.0022	U		<0.0094	U		0.013		
	21.5 ft	VMP-15-21.5	11/18/2009	<5.4	U		<3	U		11			<3.8	U		<5.9	U		<2.2	U		<1.3	U					<1.7	U	
		VMP 15-21.5-091410	9/14/2010	<1.3	U		<0.71	U		0.61			<0.92	U		<1.4	U		<0.53	U		<0.3	U					<0.4	U	
		VMP-15-21.5-113010	11/30/2010	<1.5	U		<0.83	U		<0.51	U		<1.1	U		<1.6	U		<0.62	U		<0.36	U					<0.47	U	
		VMP-15-21.5-021611	2/16/2011	<1.1	U		<0.58	U		2.2			<0.75	U		<1.2	U		<0.43	U		<0.25	U					<0.33	U	
		VMP-15-21.5-042011	4/20/2011	<1.7	U		<0.91	U		1.4			<1.2	U		<1.8	U		<0.68	U		<0.39	U		25			<2.1	U	
		VMP-15-21.5-080811	8/8/2011	0.37	J		<0.73	U		0.8			<0.94	U		<1.4	U		<0.55	U		<0.31	U		35			<1.7	U	
		VMP-15-21.5-111511	11/15/2011	<1.1	U		<0.58	U		0.18	J		<0.75	U		<1.2	U		<0.44	U		<0.25	U		4.4			<1.3	U	
		VMP-15-21.5-020112	2/1/2012	<0.8	U		<1.7	U		0.16	J	J	<0.56	U		<3.5	U		<0.33	U		<0.18	U		<0.8	U		<0.99	U	
		VMP-15-21.5-042412	4/24/2012	<0.35	U		<0.76	U		0.91			<0.24	U		<0.38	U		<0.14	U		<0.081	U		1			<0.43	U	
		VMP-15-21.5-072512	7/25/2012	0.19	J		<0.68	U		0.25	J		<0.89	U		<1.4	U		<0.51	U		<0.29	U		0.26	J		<1.6	U	
	25.5 ft	VMP-15-25.5	11/18/2009	<5.6	U		<3.1	U		18			<4	U		<6.2	U		<2.3	U		<1.3	U					<1.8	U	
		VMP 15-25.5-091410	9/14/2010	0.013			<0.0067	U		0.3			<0.0086	U		<0.013	U		<0.005	U		<0.0028	U					0.0015	J	
		VMP-15-25.5-021611	2/16/2011	<0.16	U		<0.089	U		0.36			<0.12	U		<0.18	U		<0.067	U		<0.038	U					<0.051	U	
		VMP-15-25.5-042011	4/20/2011	<0.13	U		<0.073	U		1.6			<0.094	U		<0.14	U		<0.055	U		<0.031	U		0.06	J		<0.17	U	
		VMP-15-25.5-042011-DUP	4/20/2011	<0.12	U		<0.068	U		1.4			<0.088	U		<0.14	U		<0.051	U		<0.029	U		0.27			<0.16	U	
		VMP-15-25.5-080811	8/8/2011	0.054	J		<0.073	U		0.13			<0.094	U		<0.14	U		<0.055	U		<0.031	U		0.58			<0.17	U	
		VMP-15-25.5-111511	11/15/2011	<0.041	U		<0.022	U		3.4			0.12			<0.045	U		<0.017	U		<0.0096	U		0.35			<0.051	U	
		VMP-15-25.5-073112	7/31/2012	0.091			<0.047	U		0.024	J		<0.061	U		<0.094	U		<0.036	U		<0.02	U		0.71			0.023	J	
	29 ft	VMP-15-29	11/19/2009	<7.1	U		<3.8	U		30			<5	U		<7.7	U		<2.9	U		<1.6	U					<2.2	U	
		VMP-15-29-073112	7/31/2012	0.1	J	J	<0.2	U		0.17		J	<0.26	U		<0.4	U		<0.15	U		<0.087	U		5.8		J	<0.46	U	

SEE PAGES 22 THROUGH 28 OF TABLE FOR NOTES

TABLE 4
CUMULATIVE SUMMARY OF SOIL VAPOR ANALYTICAL DETECTIONS AND SCREENING RESULTS: PUBLIC WORKS YARD AND WRR - VOCS

Location	Depth	Sample ID	Sample Date	Carbon disulfide 5300			Carbon tetrachloride 1.5			Chlorobenzene 420			Chlorodibromomethane 57000			Chloroethane			Chloroform 0.92			Chloromethane			Cyclohexane			1,2-Dibromoethane 0.06		
				Result	Lab	UBS	Result	Lab	UBS	Result	Lab	UBS	Result	Lab	UBS	Result	Lab	UBS	Result	Lab	UBS	Result	Lab	UBS	Result	Lab	UBS	Result	Lab	UBS
VMP-14	5 ft	VMP-14-5	11/20/2009	<0.008	U		<0.016	U		<0.012	U		<0.022	U		<0.006	U		<0.012	U		<0.021	U		<0.008	U		<0.02	U	
		VMP 14-5-091010	9/10/2010	<0.19	U		<0.39	U		<0.28	U		<0.53	U		<0.16	U		<0.3	U		<0.51	U		0.85			<0.48	U	
		VMP-14-5-120110	12/1/2010	<0.0037	U		<0.0076	U		<0.0055	U		<0.01	U		<0.0032	U		0.00067	J		<0.0099	U		0.001	J		<0.0092	U	
		VMP-14-5-021711	2/17/2011	<0.0041	J	U	<0.0083	U		<0.0061	U		<0.011	U		<0.0035	U		<0.0064	U		<0.011	U		0.069			<0.01	U	
		VMP-14-5-040511	4/5/2011	<0.017	J	U	<0.0085	U		<0.0062	U		<0.011	U		<0.014	U		<0.0066	U		<0.011	U		0.0013	J		<0.01	U	
		VMP-14-5-080811	8/8/2011	<4.4	U		<8.8	U		<6.5	U		<12	U		<15	U		<6.9	U		<12	U		91			<11	U	
		VMP-14-5-111411	11/14/2011	0.0088	J		<0.022	U		<0.016	U		<0.03	U		<0.037	U		<0.017	U		<0.029	U		<0.012	U		<0.027	U	
		VMP-14-5-042012	4/20/2012	<0.011	J	U	<0.0054	U		<0.0039	J	U	<0.0073	U		<0.009	U		<0.0042	U		<0.018	U		0.008			<0.0066	U	
		VMP-14-5-072312	7/23/2012	<0.013	U		<0.0065	U		<0.0047	U		<0.0088	U		<0.011	U		0.0013	J		0.0039	J		<0.0035	U		<0.0079	U	
	11.5 ft	VMP-14-11.5	11/16/2009	<0.96	U		<1.9	U		<1.4	U		<2.6	U		<0.81	U		<1.5	U		<2.5	U		180			<2.4	U	
		VMP 14-11.5-091010	9/10/2010	<3	U		<6	U		<4.4	U		<8.1	U		<2.5	U		<4.7	U		<7.9	U		140			<7.3	U	
		VMP-14-11.5-120110	12/2/2010	<0.26	U		<0.53	U		<0.39	U		<0.72	U		<0.22	U		<0.41	U		<0.69	U		3.6			<0.64	U	
		VMP-14-11.5-120110-DUP	12/2/2010	<0.24	U		<0.48	U		<0.35	U		<0.65	U		<0.2	U		<0.37	U		<0.63	U		3.7			<0.58	U	
		VMP-14-11.5-021711	2/17/2011	0.052	J		<0.17	U		<0.13	U		<0.24	U		<0.073	U		<0.13	U		<0.23	U		2.7			<0.21	U	
		VMP-14-11.5-021711-DUP	2/17/2011	0.041	J		<0.17	U		<0.13	U		<0.24	U		<0.073	U		<0.13	U		<0.23	U		3			<0.21	U	
		VMP-14-11.5-040511	4/5/2011	<0.056	J	U	<0.028	U		<0.021	U		<0.038	U		0.037	J		<0.022	U		<0.037	U		1.2			<0.034	U	
		VMP-14-11.5-080811	8/8/2011	<0.43	U		<0.87	U		<0.64	U		<1.2	U		0.24	J		<0.68	U		<1.1	U		1.6			<1.1	U	
		VMP-14-11.5-111511	11/15/2011	1.7	J		<1.4	U		<0.99	U		<1.8	U		<2.3	U		<1	U		<1.8	U		12			<1.6	U	
		VMP-14-11.5-012612	1/26/2012	<2.7	U		<5.5	U		<4	U		<7.5	U		<9.3	U		<4.3	U		<7.3	U		22			<6.8	U	
		VMP-14-11.5-042312	4/23/2012	<0.011	J	U	<0.0058	U		<0.0042	J	U	<0.0078	U		<0.0096	U		<0.0045	U		<0.019	U		0.0056			<0.007	U	
		VMP-14-11.5-042312-Dup	4/23/2012	<0.011	J	U	<0.0058	U		<0.0042	J	U	<0.0078	U		<0.0096	U		<0.0045	U		<0.019	U		0.0053			<0.007	U	
		VMP-14-11.5-072512	7/25/2012	<1	U		<2	U		<1.5	U		<2.7	U		<3.4	U		<1.6	U		<2.6	U		1.8			<2.5	U	
	20 ft	VMP-14-20	11/16/2009	<37	U		<75	U		<55	U		<100	U		<31	U		<58	U		<98	U		160			<91	U	
		VMP 14-20-091010	9/10/2010	<45	U		<92	U		<67	U		<120	U		<38	U		<71	U		<120	U		250			<110	U	
		VMP 14-20-091010-Dup	9/10/2010	<47	U		<95	U		<70	U		<130	U		<40	U		<74	U		<120	U		240			<120	U	
		VMP-14-20-120110	12/2/2010	<120	U		<250	U		<180	U		<330	U		<100	U		<190	U		<320	U		310			<300	U	
		VMP-14-20-021811	2/18/2011	<69	U		<140	U		<100	U		<190	U		<58	U		<110	U		<180	U		160			<170	U	
		VMP-14-20-040511	4/5/2011	<30	U		<60	U		<44	U		<81	U		<100	U		<46	U		<78	U		150			<73	U	
		VMP-14-20-080811	8/8/2011	<11	U		<22	U		<16	U		<29	U		<36	U		<17	U		<28	U		<12	U		<26	U	
		VMP-14-20-111511	11/15/2011	<220	U		<110	U		<82	U		<150	U		<190	U		<87	U		<150	U		240			<140	U	
		VMP-14-20-012612	1/26/2012	1.5	J	J	<11	U		<8	U		<15	U		<18	U		<8.5	U		<14	U		230		J	<13	U	
		VMP-14-20-042312	4/23/2012	<3	U		<6	U		<4.4	U		<8.1	U		<10	U		<4.7	U		<7.9	U		240			<7.3	U	
		VMP-14-20-072512	7/25/2012	<4.7	U		<9.6	U		<7	U		<13	U		<16	U		<7.4	U		<12	U		180			<12	U	
	29 ft	VMP-14-29	11/16/2009	<140	U		<290	U		<210	U		<400	U		<120	U		<230	U		<380	U		350			<360	U	
		VMP-14-29-021811	2/18/2011	<100	U		<200	U		<150	U		<270	U		<85	U		<160	U		<260	U		180			<250	U	
		VMP-14-29-040511	4/5/2011	<86	U		<170	U		<130	U		<240	U		<290	U		<130	U		<230	U		250			<210	U	
		VMP-14-29-012612	1/26/2012	<98	U		<200	U		<140	U		<270	U		<330	U		<150	U		<260	U		250			<240	U	
		VMP-14-29-042312	4/23/2012	<35	U		<70	U		<52	U		<95	U		<120	U		<55	U		<92	U		220			<86	U	
		VMP-14-29-072512	7/25/2012	<36	U		<74	U		<54	U		<100	U		<120	U		<57	U		<97	U		210			<90	U	
VMP-15	5 ft	VMP-15-5	11/18/2009	<0.003	U		<0.008	U		<0.005	U		<0.011	U		<0.003	U		<0.006	U		<0.01	U		<0.004	U		<0.009	U	
		VMP-15-5-D	11/18/2009	0.0063			<0.008	U		<0.005	U		<0.011	U		<0.003	U		<0.006	U		<0.01	U		<0.004	U		<0.009	U	
		VMP 15-5-091410	9/14/2010	<0.0039	J	U	<0.0079	U		<0.0058	U		<0.011	U		<0.0033	U		0.0013	J		<0.01	U		0.0048			<0.0097	U	
		VMP-15-5-113010	11/30/2010	<0.093	U		<0.19	U		<0.14	U		<0.25	U		0.22			<0.15	U		<0.25	UJ	UJ	8.6			<0.23	U	
		VMP-15-5-021611	2/16/2011	0.11			<0.18	U		<0.13	U		<0.24	U		<0.074	U		<0.14	U		<0.23	U		0.29			<0.22	U	
		VMP-15-5-042011	4/20/2011	<0.2	U		<0.42	U		<0.3	U		<0.56	U		<0.7	U		<0.32	U		<0.54	U		3.2			<0.51	U	
		VMP-15-5-080811	8/8/2011	0.0042	J		<0.0093	U		<0.0068	J	U	<0.013	U		<0.016	U		0.0023	J		<0.012	U		<0.0051	U		<0.011	J	U
		VMP-15-5-111511	11/15/2011	<0.021	U		<0.01	U		0.0083			<0.014	U		<0.018	U		<0.0081	U		<0.014	U		0.031			<0.013	U	
		VMP-15-5-020112	2/1/2012	<0.027	U		<0.054	U		<0.039	U		<0.073	U		<0.09	U		<0.042	U		<0.071	U		<0.029	U		<0.066	U	
		VMP-15-5-042412	4/24/2012	<0.027	U		<0.055	U		<0.04	U		<0.074	U		<0.092	U		<0.043	U		<0.072	U		<0.03	U		<0.067	U	
		VMP-15-5-072512	7/25/2012	0.018		J	0.0014	J		0.0045		U	<0.0084	U		<0.01	U		0.025			0.017	J		0.00085	J		<0.0076	U	
	21.5 ft	VMP-15-21.5	11/18/2009	<1.8	U		<3.6	U		<2.6	U		<4.8	U		<1.5	U		<2.8	U		<4.7	U		460			<4.4	U	
		VMP 15-21.5-091410	9/14/2010	<0.43	U		<0.86	U		<0.63	U		<1.2	U		<0.36	U		<0.67	U		<1.1	U		4			<1	U	
		VMP-15-21.5-113010	11/30/2010	<0.5	U		<1	U		<0.74	U		<1.4	U		<0.42	U		<0.78	U		<1.3	UJ	UJ	6			<1.2	U	
		VMP-15-21.5-021611	2/16/2011	<0.35	U		<0.7	U		<0.52	U		<0.95	U		<0.3	U		<0.55	U		<0.92	U		2.4			<0.86	U	
		VMP-15-21.5-042011	4/20/2011	<0.55	U		<1.1	U		<0.81	U		<1.5	U		<1.8	U		<0.86	U		<1.4	U		6			<1.4	U	
		VMP-15-21.5-080811	8/8/2011	<0.44	U		<0.89	U		<0.65	U		<1.2	U		<1.5	U		<0.69	U		<1.2	U		<0.48	U		<1.1	U	
		VMP-15-21.5-111511	11/15/2011	<1.4	U		<0.71	U		<0.52	U		<0.96	U		<1.2	U		<0.55	U		<0.93	U		2.3			<0.86	U	
		VMP-15-21.5-020112	2/1/2012	0.091	J	J	<0.53	U		<0.39	U		<0.72	U		<0.89	U		<0.41	U		<0.69	U		<0.29	U		<0.64	U	
		VMP-15-21.5-042412	4/24/2012	0.041	J		<0.23	U		<0.17	U		<0.31	U		<0.39	U		<0.18	U		<0.3	U		<0.12	U		<0.28	U	
		VMP-15-21.5-072512	7/25/2012	<0.41	U		<0.83	U		<0.61	U		<1.1	U		<1.4	U		<0.65	U		<1.1	U		0.53			<1	U	
	25.5 ft	VMP-15-25.5	11/18/2009	<1.8	U		<3.7	U		<2.7	U		<5.1	U		<1.6	U		<2.9	U		<4.9	U		560			<4.6	U	
		VMP 15-25.5-091410	9/14/2010	<0.004	J	U	<0.0081	U		<0.0059	U		<0.011	U		<0.0034	U		0.0023	J		<0.011	U		0.084			<0.0099	U	
		VMP-15-25.5-021611	2/16/2011	0.028	J		<0.11	U		<0.079	U		<0.15	U		<0.045	U		<0.084	U		<0.14	U		0.45			<0.13	U	
		VMP-15-25.5-042011	4/20/2011	<0.044	U		<0.089	U		<0.065	U		<0.12	U		<0.15	U		<0.069	U		<0.12	U		0.062			<0.11	U	
		VMP-15-25.5-042011-DUP	4/20/2011	<0.041	U		<0.083	U		<0.061	U		<0.11	U		<0.14	U		<0.064	U		<0.11	U		0.1			<0.1	U	
		VMP-15-25.5-080811	8/8/2011	<0.044	U		<0.089	U		<0.065	U		<0.12	U		<0.15	U		0.34			<0.12	U		<0.048	U		<0.11	U	
		VMP-15-25.5-111511	11/15/2011	<0.054	U		<0.027	U		0.012	J		<0.037	U		<0.046	U		<0.021	U		<0.036	U		0.12			<0.033	U	
		VMP-15-25.5-073112	7/31/2012	<0.028	U		<0.058	U		<0.042	U		<0.078	U		<0.096	U		<0.045	U		<0.076	U		0.04			<0.07	U	
	29 ft	VMP-15-29	11/19/2009	<2.3	U		<4.7	U		<3.4	U		<6.3	U		<2	U		<3.6	U		<6.2	U		640			<5.7	U	
		VMP-15-29-073112	7/31/2012	<0.12	U		<0.25	U		<0.18	U		<0.33	U		<0.41	U		<0.19	U		<0.32	U		1		J	<0.3	U	

SEE PAGES 22 THROUGH 28 OF TABLE FOR NOTES

TABLE 4
CUMULATIVE SUMMARY OF SOIL VAPOR ANALYTICAL DETECTIONS AND SCREENING RESULTS: PUBLIC WORKS YARD AND WRR - VOCS

Location	Depth	Sample ID	Sample Date	1,2-Dichlorobenzene			1,3-Dichlorobenzene			1,4-Dichlorobenzene			Dichlorodifluoromethane			1,1-Dichloroethane			1,2-Dichloroethane			1,1-Dichloroethene			cis-1,2-Dichloroethene			trans-1,2-Dichloroethene		
				1700						6800						4200			0.81			1600			1100000			510		
				Result	Lab	UBS	Result	Lab	UBS	Result	Lab	UBS	Result	Lab	UBS	Result	Lab	UBS	Result	Lab	UBS	Result	Lab	UBS	Result	Lab	UBS	Result	Lab	UBS
VMP-14	5 ft	VMP-14-5	11/20/2009	<0.016	U		<0.016	U		<0.016	U		<0.013	U		<0.01	U		<0.01	U		<0.01	U		<0.01	U		<0.01	U	
		VMP 14-5-091010	9/10/2010	<0.37	U		<0.37	U		<0.37	U		<0.31	U		<0.25	U		<0.25	U		<0.24	U		<0.24	U		<0.24	U	
		VMP-14-5-120110	12/1/2010	<0.0072	U		<0.0072	U		<0.0072	U		0.0025	J		<0.0048	U		<0.0048	U		<0.0048	U		<0.0048	U		<0.0048	U	
		VMP-14-5-021711	2/17/2011	<0.0079	U		<0.0079	U		<0.0079	U		0.0023	J		<0.0053	U		<0.0053	U		<0.0052	U		<0.0052	U		<0.0052	U	
		VMP-14-5-040511	4/5/2011	<0.0081	J	U	<0.0081	J	U	<0.0081	J	U	0.0023	J		<0.0054	U		<0.0054	U		<0.0053	U		<0.0053	U		<0.0053	U	
		VMP-14-5-080811	8/8/2011	<8.4	U		<8.4	U		<8.4	U		<6.9	U		<5.7	U		<5.7	U		<5.6	U		<5.6	U		<5.6	U	
		VMP-14-5-111411	11/14/2011	<0.021	U		<0.021	U		<0.021	U		<0.017	U		<0.014	U		<0.014	U		<0.014	U		<0.014	U		<0.014	U	
		VMP-14-5-042012	4/20/2012	0.0012	J		0.0014	J		<0.0051	J	U	0.0025	J		<0.0035	U		0.00037	J		<0.0034	U		<0.0034	U		<0.0034	U	
		VMP-14-5-072312	7/23/2012	<0.0062	U		<0.0062	U		<0.0062	U		0.0028	J		<0.0042	U		<0.0042	U		<0.0041	U		<0.0041	U		<0.0041	U	
	11.5 ft	VMP-14-11.5	11/16/2009	<1.8	U		<1.8	U		<1.8	U		<1.5	U		<1.2	U		<1.2	U		<1.2	U		<1.2	U		<1.2	U	
		VMP 14-11.5-091010	9/10/2010	<5.7	U		<5.7	U		<5.7	U		<4.7	U		<3.9	U		<3.9	U		<3.8	U		<3.8	U		<3.8	U	
		VMP-14-11.5-120110	12/2/2010	<0.5	U		<0.5	U		<0.5	U		<0.42	U		<0.34	U		<0.34	U		<0.33	U		<0.33	U		<0.33	U	
		VMP-14-11.5-120110-DUP	12/2/2010	<0.46	U		<0.46	U		<0.46	U		<0.38	U		<0.31	U		<0.31	U		<0.3	U		<0.3	U		<0.3	U	
		VMP-14-11.5-021711	2/17/2011	<0.16	U		<0.16	U		<0.16	U		<0.14	U		<0.11	U		<0.11	U		<0.11	U		<0.11	U		<0.11	U	
		VMP-14-11.5-021711-DUP	2/17/2011	<0.16	U		<0.16	U		<0.16	U		<0.14	U		<0.11	U		<0.11	U		<0.11	U		<0.11	U		<0.11	U	
		VMP-14-11.5-040511	4/5/2011	<0.027	U		<0.027	U		<0.027	U		<0.022	U		<0.018	U		<0.018	U		<0.018	U		<0.018	U		<0.018	U	
		VMP-14-11.5-080811	8/8/2011	<0.84	U		<0.84	U		<0.84	U		<0.69	U		<0.56	U		<0.56	U		<0.55	U		<0.55	U		<0.55	U	
		VMP-14-11.5-111511	11/15/2011	<1.3	U		0.21	J		0.31	J		<1.1	U		<0.87	U		0.89			<0.86	U		<0.86	U		<0.86	U	
		VMP-14-11.5-012612	1/26/2012	<5.3	U		<5.3	U		<5.3	U		<4.4	U		<3.6	U		<3.6	U		<3.5	U		<3.5	U		<3.5	U	
		VMP-14-11.5-042312	4/23/2012	<0.0055	U		<0.0055	U		<0.0055	J	U	0.0023	J		<0.0037	U		0.00076	J		<0.0036	U		<0.0036	U		<0.0036	U	
		VMP-14-11.5-042312-Dup	4/23/2012	<0.0055	U		<0.0055	U		<0.0055	J	U	0.0014	J		<0.0037	U		<0.0037	U		<0.0036	U		<0.0036	U		<0.0036	U	
		VMP-14-11.5-072512	7/25/2012	<1.9	U		<1.9	U		<1.9	U		<1.6	U		<1.3	U		<1.3	U		<1.3	U		<1.3	U		<1.3	U	
	20 ft	VMP-14-20	11/16/2009	<72	U		<72	U		<72	U		<59	U		<48	U		<48	U		<47	U		<47	U		<47	U	
		VMP 14-20-091010	9/10/2010	<87	U		<87	U		<87	U		<72	U		<59	U		<59	U		<58	U		<58	U		<58	U	
		VMP 14-20-091010-Dup	9/10/2010	<91	U		<91	U		<91	U		<75	U		<61	U		<61	U		<60	U		<60	U		<60	U	
		VMP-14-20-120110	12/2/2010	<240	U		<240	U		<240	U		<190	U		<160	U		<160	U		<160	U		<160	U		<160	U	
		VMP-14-20-021811	2/18/2011	<130	U		<130	U		<130	U		<110	U		<90	U		<90	U		<88	U		<88	U		<88	U	
		VMP-14-20-040511	4/5/2011	<57	U		<57	U		<57	U		<47	U		<38	U		<38	U		<38	U		<38	U		<38	U	
		VMP-14-20-080811	8/8/2011	<21	U		<21	U		<21	U		<17	U		<14	U		<14	U		<14	U		<14	U		<14	U	
		VMP-14-20-111511	11/15/2011	<110	U		<110	U		<110	U		<88	U		<72	U		<72	U		<70	U		<70	U		<70	U	
		VMP-14-20-012612	1/26/2012	<10	U		<10	U		<10	U		<8.6	U		<7.1	U		<7.1	U		<6.9	U		<6.9	U		<6.9	U	
		VMP-14-20-042312	4/23/2012	<5.7	U		<5.7	U		<5.7	U		<4.7	U		<3.9	U		<3.9	U		<3.8	U		<3.8	U		<3.8	U	
		VMP-14-20-072512	7/25/2012	<9.2	U		<9.2	U		<9.2	U		<7.5	U		<6.2	U		<6.2	U		<6	U		<6	U		<6	U	
	29 ft	VMP-14-29	11/16/2009	<280	U		<280	U		<280	U		<230	U		<190	U		<190	U		<180	U		<180	U		<180	U	
		VMP-14-29-021811	2/18/2011	<190	U		<190	U		<190	U		<160	U		<130	U		<130	U		<130	U		<130	U		<130	U	
		VMP-14-29-040511	4/5/2011	<160	U		<160	U		<160	U		<140	U		<110	U		<110	U		<110	U		<110	U		<110	U	
		VMP-14-29-012612	1/26/2012	<190	U		<190	U		<190	U		<160	U		<130	U		<130	U		<120	U		<120	U		<120	U	
		VMP-14-29-042312	4/23/2012	<67	U		<67	U		<67	U		<55	U		<45	U		<45	U		<44	U		<44	U		<44	U	
		VMP-14-29-072512	7/25/2012	<71	U		<71	U		<71	U		<58	U		<48	U		<48	U		<46	U		<46	U		<46	U	
VMP-15	5 ft	VMP-15-5	11/18/2009	<0.007	U		<0.007	U		<0.007	U		<0.006	U		<0.005	U		<0.005	U		<0.005	U		<0.005	U		<0.005	U	
		VMP-15-5-D	11/18/2009	<0.007	U		<0.007	U		<0.007	U		<0.006	U		<0.005	U		<0.005	U		<0.005	U		<0.005	U		<0.005	U	
		VMP 15-5-091410	9/14/2010	<0.0076	U		<0.0076	U		<0.0076	U		0.002	J		<0.0051	U		<0.0051	U		<0.005	U		<0.005	U		<0.005	U	
		VMP-15-5-113010	11/30/2010	<0.18	U		<0.18	U		<0.18	U		<0.15	U		<0.12	U		<0.12	U		<0.12	U		<0.12	U		<0.12	U	
		VMP-15-5-021611	2/16/2011	<0.17	U		<0.17	U		<0.17	U		<0.14	U		<0.11	U		<0.11	U		<0.11	U		<0.11	U		<0.11	U	
		VMP-15-5-042011	4/20/2011	<0.4	U		<0.4	U		<0.4	U		<0.33	U		<0.27	U		<0.27	U		<0.26	U		<0.26	U		<0.26	U	
		VMP-15-5-080811	8/8/2011	<0.0089	J	U	<0.0089	J	U	<0.0089	J	U	0.0026	J		<0.006	U		<0.006	J	U	<0.0059	U		<0.0059	U		<0.0059	U	
		VMP-15-5-111511	11/15/2011	<0.01	U		<0.01	U		<0.01	U		<0.0082	U		<0.0067	U		<0.0067	U		<0.0066	U		<0.0066	U		<0.0066	U	
		VMP-15-5-020112	2/1/2012	<0.051	U		<0.051	U		<0.051	U		<0.042	U		<0.035	U		<0.035	U		<0.034	U		<0.034	U		<0.034	U	
		VMP-15-5-042412	4/24/2012	<0.053	U		<0.053	U		<0.053	U		<0.043	U		<0.035	U		<0.035	U		<0.035	U		<0.035	U		<0.035	U	
		VMP-15-5-072512	7/25/2012	<0.0059	U		0.0014	J	U	0.002	J	U	0.0029	J		<0.004	U		<0.004	U		<0.0039	U		<0.0039	U		<0.0039	U	
	21.5 ft	VMP-15-21.5	11/18/2009	<3.4	U		<3.4	U		<3.4	U		<2.8	U		<2.3	U		<2.3	U		<2.3	U		<2.2	U		<2.2	U	
		VMP 15-21.5-091410	9/14/2010	<0.82	U		<0.82	U		<0.82	U		<0.68	U		<0.55	U		<0.55	U		<0.54	U		<0.54	U		<0.54	U	
		VMP-15-21.5-113010	11/30/2010	<0.96	U		<0.96	U		<0.96	U		<0.79	U		<0.65	U		<0.65	U		<0.64	U		<0.64	U		<0.64	U	
		VMP-15-21.5-021611	2/16/2011	<0.67	U		<0.67	U		<0.67	U		<0.55	U		<0.45	U		<0.45	U		<0.44	U		<0.44	U		<0.44	U	
		VMP-15-21.5-042011	4/20/2011	<1	U		<1	U		<1	U		<0.87	U		<0.71	U		<0.71	U		<0.7	U		<0.7	U		<0.7	U	
		VMP-15-21.5-080811	8/8/2011	<0.85	U		<0.85	U		<0.85	U		<0.7	U		<0.57	U		<0.57	U		<0.56	U		<0.56	U		<0.56	U	
		VMP-15-21.5-111511	11/15/2011	<0.68	U		<0.68	U		<0.68	U		<0.56	U	UJ	<0.46	U		<0.46	U		<0.45	U		<0.45	U		<0.45	U	
		VMP-15-21.5-020112	2/1/2012	<0.5	U		<0.5	U		<0.5	U		<0.42	U		<0.34	U		<0.34	U		<0.33	U		<0.33	U		<0.33	U	
		VMP-15-21.5-042412	4/24/2012	<0.22	U		<0.22	U		<0.22	U		<0.18	U		<0.15	U		<0.15	U		<0.14	U		<0.14	U		<0.14	U	
		VMP-15-21.5-072512	7/25/2012	<0.8	U		<0.8	U		<0.8	U		<0.66	U		<0.54	U		<0.54	U		<0.52	U		<0.52	U		<0.52	U	
	25.5 ft	VMP-15-25.5	11/18/2009	<3.6	U		<3.6	U		<3.6	U		<2.9	U		<2.4	U		<2.4	U		<2.4	U		<2.4	U		<2.4	U	
		VMP 15-25.5-091410	9/14/2010	<0.0078	U		<0.0078	U		<0.0078	U		0.002	J		<0.0052	U		<0.0052	U		<0.0051	U		<0.0051	U		<0.0051	U	
		VMP-15-25.5-021611	2/16/2011	<0.1	U		<0.1	U		<0.1	U		<0.085	U		<0.07	U		<0.07	U		<0.068	U		<0.068	U		<0.068	U	
		VMP-15-25.5-042011	4/20/2011	<0.085	U		<0.085	U		<0.085	U		<0.07	U		<0.057	U		<0.057	U		<0.056	U		<0.056	U		<0.056	U	
		VMP-15-25.5-042011-DUP	4/20/2011	<0.079	U		<0.079	U		<0.079	U		<0.065	U		<0.053	U		<0.053	U		<0.052	U		<0.052	U		<0.052	U	
		VMP-15-25.5-080811	8/8/2011	<0.085	U		<0.085	U		<0.085	U		<0.07	U		<0.057	U		<0.057	U		<0.056	U		<0.056	U		<0.056	U	
		VMP-15-25.5-111511	11/15/2011	<0.026	U		<0.026	U		<0.026	U		<0.021	U	UJ	<0.018	U		<0.018	U		<0.017	U		<0.017	U		<0.017	U	
		VMP-15-25.5-073112	7/31/2012	<0.055	U		<0.055	U		<0.055	U		<0.045	U		<0.037	U		<0.037	U		<0.036	U		<0.036	U		<0.036	U	
	29 ft	VMP-15-29	11/19/2009	<4.5	U		<4.5	U		<4.5	U		<3.7	U		<3	U		<3	U		<3	U		<3	U		<3	U	
		VMP-15-29-073112	7/31/2012	<0.24	U		<0.24	U		<0.24	U		<0.19	U		<0.16	U		<0.16	U		<0.16	U		<0.16	U		<0.16	U	

SEE PAGES 22 THROUGH 28 OF TABLE FOR NOTES

TABLE 4
CUMULATIVE SUMMARY OF SOIL VAPOR ANALYTICAL DETECTIONS AND SCREENING RESULTS: PUBLIC WORKS YARD AND WRR - VOCS

Location	Depth	Sample ID	Sample Date	Dichloromethane (Methylene			1,2-Dichloropropane			cis-1,3-Dichloropropene			trans-1,3-Dichloropropene			1,4-Dioxane			Ethanol			Ethylbenzene			4-Ethyltoluene			Freon 113		
				45			0.46			6.2			6.2			2.3						8300								
				Result	Lab	UBS	Result	Lab	UBS	Result	Lab	UBS	Result	Lab	UBS	Result	Lab	UBS	Result	Lab	UBS	Result	Lab	UBS	Result	Lab	UBS	Result	Lab	UBS
VMP-14	5 ft	VMP-14-5	11/20/2009	<0.009	U		<0.012	U		<0.012	U		<0.012	U		<0.037	U		<0.019	U		<0.011	U		<0.013	U		<0.02	U	
		VMP 14-5-091010	9/10/2010	<0.22	U		<0.29	U		<0.28	U		<0.28	U		<0.89	U		<0.47	U		<0.27	U		<0.3	U		<0.48	U	
		VMP-14-5-120110	12/1/2010	<0.0042	U		<0.0055	U		<0.0054	U		<0.0054	U		<0.017	U		0.0085	J		<0.0052	U		<0.0059	U		<0.0092	U	
		VMP-14-5-021711	2/17/2011	<0.0046	U		<0.0061	U		<0.006	U		<0.006	U		<0.019	U		0.026	J	J	0.0029	J		<0.0065	U		<0.01	U	
		VMP-14-5-040511	4/5/2011	0.0022	J		<0.0062	U		<0.0061	U		<0.0061	U		<0.019	U		0.012			<0.0058	U		<0.0066	U		<0.01	U	
		VMP-14-5-080811	8/8/2011	<4.9	U		<6.5	U		<6.4	U		<6.4	U		<20	U		<10	U		<6.1	U		<6.9	U		<11	U	
		VMP-14-5-111411	11/14/2011	<0.012	U		<0.016	U		<0.016	U		<0.016	U		<0.051	U		<0.026	U		<0.015	U		<0.017	U		<0.027	U	
		VMP-14-5-042012	4/20/2012	<0.03	J	U	<0.004	U		<0.0039	U		0.00099	J		<0.012	U		0.024			0.0019	J		<0.0042	U		<0.0066	U	
		VMP-14-5-072312	7/23/2012	0.003	J		<0.0048	U		<0.0047	U		<0.0047	U		<0.015	U		0.3			0.0078			0.0018	J		<0.0079	U	
	11.5 ft	VMP-14-11.5	11/16/2009	<1.1	U		<1.4	U		<1.4	U		<1.4	U		<4.4	U		<2.3	U		<1.3	U		<1.5	U		<2.4	U	
		VMP 14-11.5-091010	9/10/2010	<3.3	U		<4.4	U		<4.3	U		<4.3	U		<14	U		<7.2	U		<4.1	U		<4.7	U		<7.3	U	
		VMP-14-11.5-120110	12/2/2010	1.2			<0.39	U		<0.38	U		<0.38	U		<1.2	U		<0.63	U		<0.36	U		<0.41	U		<0.64	U	
		VMP-14-11.5-120110-DUP	12/2/2010	1.9			<0.35	U		<0.34	U		<0.34	U		<1.1	U		<0.57	U		0.08	J		<0.37	U		<0.58	U	
		VMP-14-11.5-021711	2/17/2011	<0.096	U		<0.13	U		<0.12	U		<0.12	U		<0.4	U		<0.21	U		<0.12	U		<0.14	U		<0.21	U	
		VMP-14-11.5-021711-DUP	2/17/2011	<0.096	U		<0.13	U		<0.12	U		<0.12	U		<0.4	U		<0.21	U		<0.12	U		<0.14	U		<0.21	U	
		VMP-14-11.5-040511	4/5/2011	<0.016	U		<0.021	U		<0.02	U		<0.02	U		<0.065	U		<0.034	U		0.0054	J		<0.022	U		<0.034	U	
		VMP-14-11.5-080811	8/8/2011	<0.48	U		<0.64	U		<0.63	U		<0.63	U		<2	U		<1	U		<0.6	U		<0.68	U		<1.1	U	
		VMP-14-11.5-111511	11/15/2011	<0.75	U		<1	U		<0.98	U		<0.98	U		<3.1	U		<1.6	U		<0.94	U		<1.1	U		<1.6	U	
		VMP-14-11.5-012612	1/26/2012	<3	U		<4.1	U		<4	U		<4	U		<13	U		<6.6	U		<3.8	U		<4.3	U		<6.7	U	
		VMP-14-11.5-042312	4/23/2012	0.0018	J		<0.0042	U		<0.0042	U		<0.0042	U		<0.013	U		0.02		J	0.0025	J		<0.0045	U		<0.007	U	
		VMP-14-11.5-042312-Dup	4/23/2012	<0.032	J	U	<0.0042	U		<0.0042	U		<0.0042	U		<0.013	U		0.0058	J	J	0.0022	J		<0.0045	U		<0.007	U	
		VMP-14-11.5-072512	7/25/2012	<1.1	U		<1.5	U		<1.4	U		<1.4	U		<4.6	U		<2.4	U		<1.4	U		<1.6	U		<2.5	U	
	20 ft	VMP-14-20	11/16/2009	<41	U		<55	U		<54	U		<54	U		<170	U		<90	U		<52	U		<58	U		<91	U	
		VMP 14-20-091010	9/10/2010	18	J		<67	U		<66	U		<66	U		<210	U		<110	U		<63	U		<72	U		<110	U	
		VMP 14-20-091010-Dup	9/10/2010	<52	U		<70	U		<68	U		<68	U		<220	U		<110	U		<66	U		<74	U		<120	U	
		VMP-14-20-120110	12/2/2010	160			<180	U		<180	U		<180	U		<560	U		<300	U		<170	U		<190	U		<300	U	
		VMP-14-20-021811	2/18/2011	<77	U		<100	U		<100	U		<100	U		<320	U		<170	U		<96	U		<110	U		<170	U	
		VMP-14-20-040511	4/5/2011	<33	U		<44	U		<43	U		<43	U		<140	U		<72	U		<41	U		<47	U		<73	U	
		VMP-14-20-080811	8/8/2011	<12	U		<16	U		<16	U		<16	U		<50	U		<26	U		<15	U		<17	U		<26	U	
		VMP-14-20-111511	11/15/2011	<62	U		<82	U		<81	U		<81	U		<260	U		<130	U		<77	U		<88	U		<140	U	
		VMP-14-20-012612	1/26/2012	1.9	J	J	<8.1	U		<7.9	U		<7.9	U		<25	U		<13	U		<7.6	U		<8.6	U		<13	U	
		VMP-14-20-042312	4/23/2012	<3.3	U		<4.4	U		<4.3	U		<4.3	U		<14	U		<7.2	U		0.38	J		<4.7	U		<7.3	U	
		VMP-14-20-072512	7/25/2012	<5.3	U		<7	U		<6.9	U		<6.9	U		<22	U		<11	U		<6.6	U		<7.5	U		<12	U	
	29 ft	VMP-14-29	11/16/2009	<160	U		<220	U		<210	U		<210	U		<670	U		<350	U		<200	U		<230	U		<360	U	
		VMP-14-29-021811	2/18/2011	<110	U		<150	U		<140	U		<140	U		<460	U		<240	U		<140	U		<160	U		<250	U	
		VMP-14-29-040511	4/5/2011	<96	U		<130	U		<120	U		<120	U		<400	U		<210	U		<120	U		<140	U		<210	U	
		VMP-14-29-012612	1/26/2012	<110	U		<140	U		<140	U		<140	U		<450	U		<240	U		<140	U		<150	U		<240	U	
		VMP-14-29-042312	4/23/2012	<39	U		<52	U		<51	U		<51	U		<160	U		<84	U		<49	U		<55	U		<86	U	
		VMP-14-29-072512	7/25/2012	<41	U		<54	U		<53	U		<53	U		<170	U		<88	U		<51	U		<58	U		<90	U	
VMP-15	5 ft	VMP-15-5	11/18/2009	<0.004	U		<0.005	U		<0.005	U		<0.005	U		<0.018	U		0.011		J	<0.005	U		<0.006	U		<0.009	U	
		VMP-15-5-D	11/18/2009	<0.004	U		<0.005	U		<0.005	U		<0.005	U		<0.018	U		0.018		J	<0.005	U		<0.006	U		<0.009	U	
		VMP 15-5-091410	9/14/2010	0.001	J		<0.0058	U		<0.0057	U		<0.0057	U		<0.018	U		0.0076	J		<0.0055	U		<0.0062	U		<0.0096	U	
		VMP-15-5-113010	11/30/2010	<0.1	U		<0.14	U		<0.14	U		<0.14	U		<0.43	U		<0.22	U		0.031	J		<0.15	U		<0.23	U	
		VMP-15-5-021611	2/16/2011	0.091	J		<0.13	U		<0.13	U		<0.13	U		<0.41	U		0.13	J	J	<0.12	U		<0.14	U		<0.22	U	
		VMP-15-5-042011	4/20/2011	<0.23	U		<0.3	U		<0.3	U		<0.3	U		<0.95	U		<0.5	U		<0.29	U		<0.32	U		<0.5	U	
		VMP-15-5-080811	8/8/2011	0.012			<0.0069	U		<0.0067	J	U	<0.0067	J	U	<0.021	U		0.072			0.0016	J		<0.0073	J	U	<0.011	U	
		VMP-15-5-111511	11/15/2011	<0.0058	J	U	<0.0077	U		<0.0075	U		<0.0075	U		<0.024	U		0.026			0.0031	J		0.0011	J		<0.013	U	
		VMP-15-5-020112	2/1/2012	<0.03	U		<0.04	U		<0.039	U		<0.039	U		<0.12	U		0.059	J		0.025	J		0.026	J		<0.066	U	
		VMP-15-5-042412	4/24/2012	<0.03	U		<0.04	U		<0.04	U		<0.04	U		<0.13	U		<0.066	U		<0.038	U		<0.043	U		<0.067	U	
		VMP-15-5-072512	7/25/2012	0.0044	J		<0.0046	U		<0.0045	U		<0.0045	U		<0.014	U		0.049			0.0034	J		0.0035	J		<0.0075	U	
	21.5 ft	VMP-15-21.5	11/18/2009	<2	U		<2.6	U		<2.6	U		<2.6	U		<8.2	U		<4.3	U		<2.5	U		<2.8	U		<4.4	U	
		VMP 15-21.5-091410	9/14/2010	<0.48	U		<0.63	U		<0.62	U		<0.62	U		<2	U		<1	U		<0.59	U		<0.67	U		<1	U	
		VMP-15-21.5-113010	11/30/2010	<0.56	U		<0.74	U		<0.73	U		<0.73	U		<2.3	U		<1.2	U		<0.7	U		<0.79	U		<1.2	U	
		VMP-15-21.5-021611	2/16/2011	<0.39	U		<0.52	U		<0.51	U		<0.51	U		<1.6	U		<0.84	U		<0.49	U		<0.55	U		<0.86	U	
		VMP-15-21.5-042011	4/20/2011	<0.61	U		<0.81	U		<0.8	U		<0.8	U		<2.5	U		<1.3	U		<0.76	U		<0.86	U		<1.3	U	
		VMP-15-21.5-080811	8/8/2011	0.58			<0.65	U		<0.64	U		<0.64	U		<2	U		<1.1	U		<0.61	U		<0.69	U		<1.1	U	
		VMP-15-21.5-111511	11/15/2011	<0.39	U		<0.52	U		<0.51	U		<0.51	U		<1.6	U		<0.85	U		<0.49	U		<0.55	U		<0.86	U	
		VMP-15-21.5-020112	2/1/2012	<0.29	U		<0.39	U		<0.38	U		<0.38	U		<1.2	U		<0.63	U		<0.36	U		<0.41	U		<0.64	U	
		VMP-15-21.5-042412	4/24/2012	<0.13	U		<0.17	U		<0.17	U		<0.17	U		<0.53	U		<0.28	U		<0.16	U		<0.18	U		<0.28	U	
		VMP-15-21.5-072512	7/25/2012	0.31	J		<0.61	U		<0.6	U		<0.6	U		<1.9	U		<1	U		<0.58	U		<0.65	U		<1	U	
	25.5 ft	VMP-15-25.5	11/18/2009	<2.1	U		<2.7	U		<2.7	U		<2.7	U		<8.6	U		<4.5	U		<2.6	U		<2.9	U		<4.6	U	
		VMP 15-25.5-091410	9/14/2010	0.0026	J		<0.006	U		<0.0058	U		<0.0058	U		<0.018	U		0.0053	J		<0.0056	U		<0.0063	U		<0.0099	U	
		VMP-15-25.5-021611	2/16/2011	<0.06	U		<0.079	U		<0.078	U		<0.078	U		<0.25	U		<0.13	U		<0.075	U		<0.084	U		<0.13	U	
		VMP-15-25.5-042011	4/20/2011	<0.049	U	UJ	<0.065	U		<0.064	U		<0.064	U		<0.2	U		<0.11	U		<0.061	U		<0.069	U		<0.11	U	
		VMP-15-25.5-042011-DUP	4/20/2011	0.15		J	<0.061	U		<0.06	U		<0.06	U		<0.19	U		<0.099	U		<0.057	U		<0.065	U		<0.1	U	
		VMP-15-25.5-080811	8/8/2011	<0.049	U		<0.065	U		<0.064	U		<0.064	U		<0.2	U		0.087	J		<0.061	U		<0.069	U		<0.11	U	
		VMP-15-25.5-111511	11/15/2011	0.004	J		<0.02	U		<0.02	U		<0.02	U		<0.062	U		0.027	J		<0.019	U		<0.021	U		<0.033	U	
		VMP-15-25.5-073112	7/31/2012	0.0062	J		<0.042	U		<0.042	U		<0.042	U		<0.13	U		0.052	J	J	<0.04	U		<0.045	U		<0.07	U	
	29 ft	VMP-15-29	11/19/2009	<2.6	U		<3.4	U		<3.4	U		<3.4	U		<11	U		<5.6	U		<3.2	U		<3.7	U		<5.7	U	
		VMP-15-29-073112	7/31/2012	<0.14	U		<0.18	U		<0.18	U		<0.18	U		<0.56	U		<0.3	U		<0.17	U		<0.19	U		<0.3	U	

SEE PAGES 22 THROUGH 28 OF TABLE FOR NOTES

TABLE 4
CUMULATIVE SUMMARY OF SOIL VAPOR ANALYTICAL DETECTIONS AND SCREENING RESULTS: PUBLIC WORKS YARD AND WRR - VOCS

Location	Depth	Sample ID	Sample Date	Freon 114			Heptane			Hexachlorobutadiene			Hexane			2-Hexanone (Methyl N-Butyl			Isopentane			Isopropylbenzene (Cumene) 3500			4-Methyl-2-pentanone (Methyl			Methyl tert-Butyl Ether (MTBE) 23000		
				Result	Lab	UBS	Result	Lab	UBS	Result	Lab	UBS	Result	Lab	UBS	Result	Lab	UBS	Result	Lab	UBS	Result	Lab	UBS	Result	Lab	UBS	Result	Lab	UBS
VMP-14	5 ft	VMP-14-5	11/20/2009	<0.018	U		<0.01	U		<0.11	U		0.015			<0.042	U					<0.013	U		<0.01	U		<0.009	U	
		VMP 14-5-091010	9/10/2010	<0.43	U		<0.25	U		<2.6	U		0.55			<1	U					<0.3	U		<0.25	U		<0.22	U	
		VMP-14-5-120110	12/1/2010	<0.0084	U		0.0011	J		<0.051	U		0.0017	J		<0.02	U					<0.0059	U		<0.0049	U		0.00061	J	
		VMP-14-5-021711	2/17/2011	<0.0092	U		0.059			<0.056	U		0.1			<0.022	U					<0.0065	J	U	<0.0054	U		<0.0048	U	
		VMP-14-5-040511	4/5/2011	<0.0094	U		<0.0055	U		<0.057	U		0.0076			<0.022	U		1.7	E	J	<0.0066	U		<0.0055	U		0.00051	J	
		VMP-14-5-080811	8/8/2011	<9.8	U		10			<60	U		120			<23	U		4700			<6.9	U		<5.8	U		<5.1	U	
		VMP-14-5-111411	11/14/2011	<0.025	U		<0.014	U		<0.15	U		<0.012	U		<0.058	U		0.0097	J		0.0022	J		0.019			<0.013	U	
		VMP-14-5-042012	4/20/2012	<0.006	U		0.0054			<0.036	U		0.023			<0.014	U		0.063			0.013			0.096			<0.0031	U	
		VMP-14-5-072312	7/23/2012	<0.0072	U		0.0026	J		<0.044	U		<0.0036	U		0.006	J		<0.012	U		0.075			0.47			<0.0037	U	
	11.5 ft	VMP-14-11.5	11/16/2009	<2.1	U		43			<13	U		380			<5	U					<1.5	U		<1.2	U		<1.1	U	
		VMP 14-11.5-091010	9/10/2010	<6.7	U		<3.9	U		<41	U		4.6			<16	U					0.97	J		<3.9	U		<3.4	U	
		VMP-14-11.5-120110	12/2/2010	<0.59	U		<0.34	U		<3.6	U		0.27	J		<1.4	U					<0.41	U		<0.34	U		<0.3	U	
		VMP-14-11.5-120110-DUP	12/2/2010	<0.53	U		<0.31	U		<3.2	U		0.32			<1.2	U					<0.37	U		<0.31	U		<0.27	U	
		VMP-14-11.5-021711	2/17/2011	<0.19	U		<0.11	U		<1.2	U		<0.097	U		<0.45	U					<0.14	U		<0.11	U		<0.1	U	
		VMP-14-11.5-021711-DUP	2/17/2011	<0.19	U		<0.11	U		<1.2	U		<0.097	U		<0.45	U					<0.14	U		<0.11	U		<0.1	U	
		VMP-14-11.5-040511	4/5/2011	<0.031	U		<0.018	U		<0.19	U		0.15			<0.073	U		43	E	J	<0.022	U		<0.018	U		<0.016	U	
		VMP-14-11.5-080811	8/8/2011	<0.97	U		<0.57	U		<5.9	U		1.2			<2.3	U		490			<0.68	U		<0.57	U		<0.5	U	
		VMP-14-11.5-111511	11/15/2011	<1.5	U		0.48	J		<9.2	U		7.7			<3.5	U		1000			<1.1	U		<0.88	U		<0.78	U	
		VMP-14-11.5-012612	1/26/2012	<6.2	U		<3.6	U		<38	U		63			<14	U		2400			<4.3	U		<3.6	U		<3.2	U	
		VMP-14-11.5-042312	4/23/2012	<0.0064	U		0.0054			<0.039	U		0.027		J	<0.015	U		0.071			0.008			0.054			<0.0033	U	
		VMP-14-11.5-042312-Dup	4/23/2012	<0.0064	U		0.0054			<0.039	U		0.016		J	<0.015	U		0.074			0.0059			0.045			<0.0033	U	
		VMP-14-11.5-072512	7/25/2012	<2.2	U		<1.3	U		<14	U		9.8			<5.3	U		830			<1.6	U		<1.3	U		<1.2	U	
	20 ft	VMP-14-20	11/16/2009	<83	U		67			<510	U		350			<190	U					<58	U		<49	U		<43	U	
		VMP 14-20-091010	9/10/2010	<100	U		100			<620	U		700			<240	U					6.4	J		<60	U		<52	U	
		VMP 14-20-091010-Dup	9/10/2010	<100	U		98			<640	U		750			<250	U					<74	U		<62	U		<54	U	
		VMP-14-20-120110	12/2/2010	<270	U		130	J		<1700	U		800			<640	U					<190	U		<160	U		<140	U	
		VMP-14-20-021811	2/18/2011	<150	U		47	J		<940	U		320			<360	U					<110	U		<91	U		<80	U	
		VMP-14-20-040511	4/5/2011	<66	U		51			<400	U		350			<160	U		3200			<47	U		<39	U		<34	U	
		VMP-14-20-080811	8/8/2011	<24	U		70			<150	U		590			<56	U		6100			<17	U		<14	U		<12	U	
		VMP-14-20-111511	11/15/2011	<120	U		60	J		<760	U		640			<290	U		6600			<88	U		<73	U		<64	U	
		VMP-14-20-012612	1/26/2012	<12	U		79		J	<75	U		700		J	<29	U		6600			<8.6	U		<7.2	U		<6.3	U	
		VMP-14-20-042312	4/23/2012	<6.7	U		77			<41	U		570			<16	U		4900			0.67	J		<3.9	U		<3.4	U	
		VMP-14-20-072512	7/25/2012	<11	U		61			<65	U		480			<25	U		4700			<7.5	U		<6.2	U		<5.5	U	
	29 ft	VMP-14-29	11/16/2009	<320	U		220			<2000	U		900			<760	U					<230	U		<190	U		<170	U	
		VMP-14-29-021811	2/18/2011	<220	U		110	J		<1400	U		530			<520	U					<160	U		<130	U		<120	U	
		VMP-14-29-040511	4/5/2011	<190	U		140			<1200	U		700			<450	U		4600			<140	U		<110	U		<100	U	
		VMP-14-29-012612	1/26/2012	<220	U		120	J		<1300	U		840			<510	U		7300			<150	U		<130	U		<110	U	
		VMP-14-29-042312	4/23/2012	<78	U		110			<480	U		650			<180	U		4700			<55	U		<46	U		<40	U	
		VMP-14-29-072512	7/25/2012	<82	U		100			<500	U		620			<190	U		5400			<58	U		<48	U		<42	U	
VMP-15	5 ft	VMP-15-5	11/18/2009	<0.008	U		<0.005	U		<0.054	U		<0.004	U		<0.021	U					<0.006	U		<0.005	U		<0.004	U	
		VMP-15-5-D	11/18/2009	<0.008	U		<0.005	U		<0.054	U		<0.004	U		<0.021	U					<0.006	U		<0.005	U		<0.004	U	
		VMP 15-5-091410	9/14/2010	<0.0088	U		0.0059			<0.054	U		0.022			<0.021	U					<0.0062	U		<0.0052	U		<0.0045	U	
		VMP-15-5-113010	11/30/2010	<0.21	U		<0.12	U		<1.3	U		0.12			<0.49	U					<0.15	U		<0.12	U		<0.11	U	
		VMP-15-5-021611	2/16/2011	<0.2	U		<0.12	U		<1.2	U		<0.099	U		<0.46	U					<0.14	U		<0.12	U		<0.1	U	
		VMP-15-5-042011	4/20/2011	<0.46	U		<0.27	U		<2.8	U		<0.23	U		<2.7	U		140			<0.32	U		<2.7	U		<0.24	U	
		VMP-15-5-080811	8/8/2011	<0.01	U		0.0014	J		<0.063	U		0.0056			0.0016	J		0.014	J		0.01			0.07			<0.0054	U	
		VMP-15-5-111511	11/15/2011	<0.012	U		0.019			<0.071	U		0.048			<0.027	U		0.26			0.0072	J		0.03			<0.006	U	
		VMP-15-5-020112	2/1/2012	<0.06	U		<0.035	U		<0.36	U		<0.03	U		<0.14	U		0.014	J		0.03	J		0.049			<0.031	U	
		VMP-15-5-042412	4/24/2012	<0.061	U		<0.036	U		<0.37	U		<0.031	U		<0.14	U		0.25			0.0094	J		<0.036	U		<0.032	U	
		VMP-15-5-072512	7/25/2012	<0.0069	U		<0.004	U		<0.042	U		0.012			0.0037	J		0.0034	J		0.03			0.06			<0.0036	U	
	21.5 ft	VMP-15-21.5	11/18/2009	<4	U		30			<24	U		96			<9.3	U					<2.8	U		<2.3	U		<2	U	
		VMP 15-21.5-091410	9/14/2010	<0.96	U		<0.56	U		<5.8	U		<0.48	U		<2.2	U					<0.67	U		<0.56	U		<0.49	U	
		VMP-15-21.5-113010	11/30/2010	<1.1	U		<0.66	U		<6.8	U		<0.56	U		<2.6	U					<0.79	U		<0.66	U		<0.58	U	
		VMP-15-21.5-021611	2/16/2011	<0.78	U		<0.46	U		<4.8	U		1.9			<1.8	U					<0.55	U		<0.46	U		<0.4	U	
		VMP-15-21.5-042011	4/20/2011	<1.2	U		<0.72	U		<7.5	U		<0.62	U		<7.2	U		190			<0.86	U		<7.2	U		<0.63	U	
		VMP-15-21.5-080811	8/8/2011	<0.98	U		<0.58	U		<6	U		<0.5	U		<2.3	U		130			<0.69	U		<0.58	U		<0.51	U	
		VMP-15-21.5-111511	11/15/2011	<0.79	U		<0.46	U		<4.8	U		<0.4	U		<1.8	U		100			<0.55	U		<0.46	U		<0.4	U	
		VMP-15-21.5-020112	2/1/2012	<0.59	U		<0.34	U		<3.6	U		<0.3	U		<1.4	U		7.9		J	<0.41	U		<0.34	U		<0.3	U	
		VMP-15-21.5-042412	4/24/2012	<0.26	U		<0.15	U		<1.6	U		<0.13	U		<0.6	U		9.8			<0.18	U		<0.15	U		<0.13	U	
		VMP-15-21.5-072512	7/25/2012	<0.93	U		<0.54	U		<5.6	U		0.097	J		<2.2	U		4.2			<0.65	U		<0.54	U		<0.48	U	
	25.5 ft	VMP-15-25.5	11/18/2009	<4.2	U		22			<25	U		86			<9.7	U					<2.9	U		<2.4	U		<2.1	U	
		VMP 15-25.5-091410	9/14/2010	<0.009	U		0.0039	J		<0.055	U		0.011			<0.021	U					<0.0063	U		<0.0053	U		<0.0046	U	
		VMP-15-25.5-021611	2/16/2011	<0.12	U		<0.07	U		<0.73	U		<0.061	U		<0.28	U					<0.084	U		<0.07	U		<0.062	U	
		VMP-15-25.5-042011	4/20/2011	<0.098	U		<0.058	U		<0.6	U		0.046	J		<0.58	U		0.42		J	<0.069	U		<0.58	U		<0.051	U	
		VMP-15-25.5-042011-DUP	4/20/2011	<0.092	U		<0.054	U		<0.56	U		0.035	J		<0.54	U		2.5		J	<0.065	U		<0.54	U		<0.048	U	
		VMP-15-25.5-080811	8/8/2011	<0.098	U		<0.058	U		<0.6	U		<0.05	U		<0.23	U		4.8			0.022	J		<0.058	U		<0.051	U	
		VMP-15-25.5-111511	11/15/2011	<0.03	U		0.013	J		<0.18	U		0.097			<0.071	U		4.3			0.0026	J		0.044			<0.016	U	
		VMP-15-25.5-073112	7/31/2012	<0.064	U		<0.037	U		<0.39	U		<0.032	U		<0.15	U		12			0.032	J		0.062			<0.033	U	
	29 ft	VMP-15-29	11/19/2009	<5.2	U		32			<32	U		110			<12	U					<3.7	U		<3	U		<2.7	U	
		VMP-15-29-073112	7/31/2012	<0.27	U		<0.16	U		<1.7	U		<0.14	U		<0.64	U		110			0.06	J	J	<0.16	U		<0.14	U	

SEE PAGES 22 THROUGH 28 OF TABLE FOR NOTES

TABLE 4
CUMULATIVE SUMMARY OF SOIL VAPOR ANALYTICAL DETECTIONS AND SCREENING RESULTS: PUBLIC WORKS YARD AND WRR - VOCS

Location	Depth	Sample ID	Sample Date	2-Propanol			n-Propylbenzene			Styrene			1,1,2,2-Tetrachloroethane			Tetrachloroethene			Tetrahydrofuran			Toluene			1,2,4-Trichlorobenzene			1,1,1-Trichloroethane (Methyl		
										8500						4						40000			50			41000		
				Result	Lab	UBS	Result	Lab	UBS	Result	Lab	UBS	Result	Lab	UBS	Result	Lab	UBS	Result	Lab	UBS	Result	Lab	UBS	Result	Lab	UBS	Result	Lab	UBS
VMP-14	5 ft	VMP-14-5	11/20/2009	<0.025	U		<0.013	U		<0.011	U		<0.018	U		<0.018	U		<0.007	U		<0.009	U		<0.076	U		<0.014	U	
		VMP 14-5-091010	9/10/2010	<0.61	U		<0.3	U		<0.26	U		<0.42	U		<0.42	U		<0.18	U		<0.23	U		<1.8	U		<0.34	U	
		VMP-14-5-120110	12/1/2010	0.15			<0.0059	U		<0.0051	U		<0.0082	U		<0.0081	U		0.0025	J		<0.0045	U		<0.036	U		<0.0065	U	
		VMP-14-5-021711	2/17/2011	0.0053	J		<0.0065	J	U	<0.0056	U		<0.0091	U		<0.009	U		<0.0039	U		<0.005	J	U	<0.039	U		<0.0072	U	
		VMP-14-5-040511	4/5/2011	0.004	J		<0.0066	U		<0.0057	U		<0.0092	U		<0.0091	J	U	<0.004	U		0.0032	J		<0.04	J	U	<0.0073	U	
		VMP-14-5-080811	8/8/2011	<14	U		<6.9	U		<6	U		<9.6	U		<9.5	U		<4.1	U		<5.3	U		<42	U		<7.7	U	
		VMP-14-5-111411	11/14/2011	0.0088	J		<0.017	U		<0.015	U		<0.024	U		<0.024	U		<0.01	U		0.02			<0.1	U		<0.019	U	
		VMP-14-5-042012	4/20/2012	0.017			<0.0042	U		<0.0036	U		<0.0059	U		0.0025	J		0.0037			0.012			<0.025	U		<0.0047	U	
		VMP-14-5-072312	7/23/2012	0.11			0.00095	J		0.0034	J		<0.0071	U		0.002	J		0.0015	J		0.12			<0.03	U		<0.0056	U	
	11.5 ft	VMP-14-11.5	11/16/2009	<3	U		<1.5	U		<1.3	U		<2.1	U		<2.1	U		<0.91	U		<1.2	U		<9.1	UJ	UJ	<1.7	U	
		VMP 14-11.5-091010	9/10/2010	<9.4	U		<4.7	U		<4.1	U		<6.6	U		<6.5	U		<2.8	U		<3.6	U		<28	U		<5.2	U	
		VMP-14-11.5-120110	12/2/2010	0.39	J		<0.41	U		<0.36	U		<0.58	U		<0.57	U		<0.25	U		<0.32	U		<2.5	U		<0.46	U	
		VMP-14-11.5-120110-DUP	12/2/2010	0.42	J		<0.37	U		<0.32	U		<0.52	U		<0.52	U		<0.22	U		0.15	J		<2.2	U		<0.41	U	
		VMP-14-11.5-021711	2/17/2011	<0.27	U		<0.14	U		<0.12	U		<0.19	U		<0.19	U		<0.081	U		<0.1	U		<0.82	U		<0.15	U	
		VMP-14-11.5-021711-DUP	2/17/2011	<0.27	U		<0.14	U		<0.12	U		<0.19	U		<0.19	U		<0.081	U		<0.1	U		<0.82	U		<0.15	U	
		VMP-14-11.5-040511	4/5/2011	<0.044	U		0.02	J		<0.019	U		<0.031	U		<0.03	U		<0.013	U		0.035			<0.13	U		<0.024	U	
		VMP-14-11.5-080811	8/8/2011	<1.4	U		<0.68	U		<0.59	U		<0.95	U		<0.94	U		<0.41	U		<0.52	U		<4.1	U		<0.76	U	
		VMP-14-11.5-111511	11/15/2011	0.42	J		<1.1	U		<0.92	U		<1.5	U		<1.5	U		<0.64	U		1.9			<6.4	U		<1.2	U	
		VMP-14-11.5-012612	1/26/2012	<8.6	U		<4.3	U		<3.7	U		<6	U		<6	U		<2.6	U		<3.3	U		<26	U		<4.8	U	
		VMP-14-11.5-042312	4/23/2012	0.024			<0.0045	U		<0.0039	U		<0.0063	U		0.0014	J		<0.0027	U		0.015		J	<0.027	U		<0.005	U	
		VMP-14-11.5-042312-Dup	4/23/2012	0.0073	J		<0.0045	U		<0.0039	U		<0.0063	U		<0.0062	U		<0.0027	U		0.0058		J	<0.027	U		<0.005	U	
		VMP-14-11.5-072512	7/25/2012	<3.2	U		<1.6	U		<1.4	U		<2.2	U		<2.2	U		<0.95	U		<1.2	U		<9.5	U		<1.8	U	
	20 ft	VMP-14-20	11/16/2009	<120	U		<58	U		<51	U		<82	U		<81	U		<35	U		<45	U		<350	UJ	UJ	<65	U	
		VMP 14-20-091010	9/10/2010	<140	U		<72	U		<62	U		<100	U		<99	U		<43	U		<55	U		<430	U		<79	U	
		VMP 14-20-091010-Dup	9/10/2010	<150	U		<74	U		<64	U		<100	U		<100	U		<44	U		<57	U		<450	U		<82	U	
		VMP-14-20-120110	12/2/2010	<380	U		<190	U		<170	U		<270	U		<260	U		<120	U		<150	U		<1200	U		<210	U	
		VMP-14-20-021811	2/18/2011	<220	U		<110	U		<94	U		<150	U		<150	U		<65	U		<83	U		<660	U		<120	U	
		VMP-14-20-040511	4/5/2011	<93	U		<47	U		<40	U		<65	U		<64	U		<28	U		<36	U		<280	U		<52	U	
		VMP-14-20-080811	8/8/2011	<34	U		<17	U		<15	U		<24	U		<23	U		<10	U		<13	U		<100	U		<19	U	
		VMP-14-20-111511	11/15/2011	<170	U		<88	U		<76	U		<120	U		<120	U		<52	U		34	J		<530	U		<97	U	
		VMP-14-20-012612	1/26/2012	1.2	J	J	<8.6	U		<7.4	U		<12	U		<12	U		<5.2	U		2.2	J	J	<52	U		<9.5	U	
		VMP-14-20-042312	4/23/2012	<9.4	U		<4.7	U		<4.1	U		<6.6	U		<6.5	U		<2.8	U		1.8	J		<28	U		<5.2	U	
		VMP-14-20-072512	7/25/2012	<15	U		<7.5	U		<6.5	U		<10	U		<10	U		<4.5	U		<5.7	U		<45	U		<8.3	U	
	29 ft	VMP-14-29	11/16/2009	<460	U		<230	U		<200	U		<320	U		<320	U		<140	U		<180	U		<1400	UJ	UJ	<250	U	
		VMP-14-29-021811	2/18/2011	<320	U		<160	U		<140	U		<220	U		<220	U		<95	U		47	J		<950	U		<180	U	
		VMP-14-29-040511	4/5/2011	<270	U		<140	U		<120	U		<190	U		<190	U		<81	U		50	J		<820	U		<150	U	
		VMP-14-29-012612	1/26/2012	<310	U		<150	U		<130	U		<220	U		<210	U		<92	U		<120	U		<930	U		<170	U	
		VMP-14-29-042312	4/23/2012	<110	U		<55	U		<48	U		<77	U		<76	U		<33	U		7.3	J		<330	U		<61	U	
		VMP-14-29-072512	7/25/2012	<120	U		<58	U		<50	U		<81	U		<80	U		<35	U		<44	U		<350	U		<64	U	
VMP-15	5 ft	VMP-15-5	11/18/2009	<0.012	U		<0.006	U		<0.005	U		<0.008	U		<0.008	U		<0.003	U		<0.004	U		<0.038	U		<0.006	U	
		VMP-15-5-D	11/18/2009	<0.012	U		<0.006	U		<0.005	U		<0.008	U		<0.008	U		<0.003	U		<0.004	U		<0.038	U		<0.006	U	
		VMP 15-5-091410	9/14/2010	0.018			<0.0062	U		<0.0054	U		<0.0086	U		0.0016	J		<0.0037	U		0.0018	J		<0.037	U		<0.0069	U	
		VMP-15-5-113010	11/30/2010	<0.29	U		0.065	J		<0.13	U		<0.2	U		<0.2	U		<0.088	U		<0.11	U		<0.89	U		<0.16	U	
		VMP-15-5-021611	2/16/2011	0.17	J		<0.14	U		0.036	J		<0.19	U		<0.19	U		<0.083	U		0.1	J		<0.84	U		<0.15	U	
		VMP-15-5-042011	4/20/2011	<0.65	U		<0.32	U		<2.8	U		<0.45	U		<0.45	U		<0.19	U		<0.25	U		<2	U		<0.36	U	
		VMP-15-5-080811	8/8/2011	0.04			<0.0073	J	U	0.0018	J		<0.01	U		0.0013	J		<0.0044	U		0.013			<0.044	J	U	<0.0081	U	
		VMP-15-5-111511	11/15/2011	0.036			0.0019	J		<0.0071	U		<0.011	U		<0.011	U		<0.0049	U		0.012			<0.049	U		<0.009	U	
		VMP-15-5-020112	2/1/2012	0.029	J		0.067			<0.036	U		<0.059	U		<0.058	U		<0.025	U		0.011	J		<0.25	U	UJ	<0.047	U	
		VMP-15-5-042412	4/24/2012	0.1			<0.043	U		<0.037	U		<0.06	U		<0.059	U		<0.026	U		0.01	J		<0.26	U		<0.048	U	
		VMP-15-5-072512	7/25/2012	0.0099			0.0012	J		0.004	J		<0.0068	U		<0.0067	U		<0.0029	U		0.026			<0.029	U		<0.0054	U	
	21.5 ft	VMP-15-21.5	11/18/2009	<5.6	U		<2.8	U		<2.4	U		<3.9	U		<3.9	U		<1.7	U		<2.1	U		<17	U		<3.1	U	
		VMP 15-21.5-091410	9/14/2010	<1.3	U		<0.67	U		<0.58	U		<0.94	U		<0.93	U		<0.4	U		<0.52	U		<4.1	U		<0.75	U	
		VMP-15-21.5-113010	11/30/2010	<1.6	U		<0.79	U		<0.68	U		<1.1	U		<1.1	U		<0.47	U		<0.6	U		<4.8	U		<0.88	U	
		VMP-15-21.5-021611	2/16/2011	<1.1	U		<0.55	U		<0.48	U		<0.77	U		<0.76	U		<0.33	U		<0.42	U		<3.3	U		<0.61	U	
		VMP-15-21.5-042011	4/20/2011	<1.7	U		<0.86	U		<7.5	U		<1.2	U		<1.2	U		<0.52	U		<0.66	U		<5.2	U		<0.96	U	
		VMP-15-21.5-080811	8/8/2011	<1.4	U		<0.69	U		<0.6	U		<0.97	U		<0.96	U		<0.42	U		0.1	J		<4.2	U		<0.77	U	
		VMP-15-21.5-111511	11/15/2011	<1.1	U		<0.55	U		<0.48	U		<0.77	U		<0.76	U		<0.33	U		<0.42	U		<3.3	U		<0.61	U	
		VMP-15-21.5-020112	2/1/2012	<0.82	U		<0.41	U		<0.36	U		<0.58	U		<0.57	U		<0.25	U		<0.32	U		<2.5	U	UJ	<0.46	U	
		VMP-15-21.5-042412	4/24/2012	<0.36	U		<0.18	U		<0.16	U		<0.25	U		<0.25	U		<0.11	U		<0.14	U		<1.1	U		<0.2	U	
		VMP-15-21.5-072512	7/25/2012	0.12	J		<0.65	U		<0.56	U		<0.91	U		<0.9	U		<0.39	U		0.14	J		<3.9	U		<0.72	U	
	25.5 ft	VMP-15-25.5	11/18/2009	<5.8	U		<2.9	U		<2.5	U		<4.1	U		<4	U		<1.8	U		<2.2	U		<18	U		<3.2	U	
		VMP 15-25.5-091410	9/14/2010	0.0041	J		<0.0063	U		<0.0055	U		<0.0088	U		<0.0088	U		0.0033	J		0.0011	J		<0.038	U		<0.007	U	
		VMP-15-25.5-021611	2/16/2011	0.057	J		<0.084	U		<0.073	U		<0.12	U		<0.12	U		<0.051	U		<0.065	U		<0.51	U		<0.094	U	
		VMP-15-25.5-042011	4/20/2011	<0.14	U		<0.069	U		<0.6	U		<0.097	U		<0.096	U		<0.042	U		<0.053	U		<0.42	U		<0.077	U	
		VMP-15-25.5-042011-DUP	4/20/2011	<0.13	U		<0.065	U		<0.56	U		<0.091	U		<0.09	U		<0.039	U		<0.05	U		<0.39	U		<0.072	U	
		VMP-15-25.5-080811	8/8/2011	<0.14	U		<0.069	U		<0.06	U		<0.097	U		<0.096	U		<0.042	U		0.022	J		<0.42	U		<0.077	U	
		VMP-15-25.5-111511	11/15/2011	0.033	J		<0.021	U		<0.018	U		<0.03	U		<0.029	U		<0.013	U		0.015	J		<0.13	U		<0.024	U	
		VMP-15-25.5-073112	7/31/2012	0.013	J		<0.045	U		<0.039	U		<0.063	U		<0.062	U		<0.027	U		0.051			<0.27	U		<0.05	U	
	29 ft	VMP-15-29	11/19/2009	<7.3	U		<3.7	U		<3.2	U		<5.1	U		<5	U		<2.2	U		<2.8	U		<22	U		<4.1	U	
		VMP-15-29-073112	7/31/2012	0.024	J	J	<0.19	U		<0.17	U		<0.27	U		<0.26	U		<0.12	U		0.098	J	J	<1.2	U		<0.21	U	

SEE PAGES 22 THROUGH 28 OF TABLE FOR NOTES

TABLE 4
CUMULATIVE SUMMARY OF SOIL VAPOR ANALYTICAL DETECTIONS AND SCREENING RESULTS: PUBLIC WORKS YARD AND WRR - VOCS

Location	Depth	Sample ID	Sample Date	1,1,2-Trichloroethane 170000			Trichloroethene 12			Trichlorofluoromethane 5600			1,2,4-Trimethylbenzene			1,3,5-Trimethylbenzene			2,2,4-Trimethylpentane			Vinyl chloride 4.8			m,p-Xylene 820			o-Xylenes 790		
				Result	Lab	UBS	Result	Lab	UBS	Result	Lab	UBS	Result	Lab	UBS	Result	Lab	UBS	Result	Lab	UBS	Result	Lab	UBS	Result	Lab	UBS	Result	Lab	UBS
VMP-14	5 ft	VMP-14-5	11/20/2009	<0.014	U		<0.014	U		<0.014	U		<0.013	U		<0.013	U		0.88			<0.006	U		<0.011	U		<0.011	U	
		VMP 14-5-091010	9/10/2010	<0.34	U		<0.33	U		<0.35	U		<0.3	U		<0.3	U		19			<0.16	U		<0.27	U		<0.27	U	
		VMP-14-5-120110	12/1/2010	<0.0065	U		0.0016	J		0.0008	J		<0.0059	U		<0.0059	U		0.014			<0.0031	U		0.0005	J		<0.0052	U	
		VMP-14-5-021711	2/17/2011	<0.0072	U		<0.0071	U		<0.0074	U		<0.0065	J	U	<0.0065	U		0.62			<0.0034	U		<0.0057	J	U	<0.0057	U	
		VMP-14-5-040511	4/5/2011	<0.0073	U		<0.0072	J	U	0.0018	J		<0.0066	U		<0.0066	U		0.0042	J		<0.0034	U		<0.0058	U		<0.0058	U	
		VMP-14-5-080811	8/8/2011	<7.7	U		<7.6	U		<7.9	U		<6.9	U		<6.9	U		120			<3.6	U		<6.1	U		<6.1	U	
		VMP-14-5-111411	11/14/2011	<0.019	U		<0.019	U		<0.02	U		<0.017	U		<0.017	U		0.012	J		<0.009	U		<0.015	U		<0.015	U	
		VMP-14-5-042012	4/20/2012	<0.0047	U		<0.0046	U		0.00086	J		0.00076	J		<0.0042	U		0.077			<0.0022	U		0.0043			0.0014	J	
		VMP-14-5-072312	7/23/2012	<0.0056	U		<0.0055	U		0.0011	J		0.0076			0.0017	J		0.0032	J		<0.0026	U		0.025			0.0072		
	11.5 ft	VMP-14-11.5	11/16/2009	<1.7	U		<1.6	U		<1.7	U		<1.5	U		<1.5	U		200			<0.79	U		<1.3	U		<1.3	U	
		VMP 14-11.5-091010	9/10/2010	<5.2	U		<5.1	U		<5.4	U		<4.7	U		<4.7	U		230			<2.4	U		<4.1	U		<4.1	U	
		VMP-14-11.5-120110	12/2/2010	<0.46	U		<0.45	U		<0.47	U		<0.41	U		<0.41	U		36			<0.21	U		0.094	J		<0.36	U	
		VMP-14-11.5-120110-DUP	12/2/2010	<0.41	U		<0.41	U		<0.43	U		<0.37	U		<0.37	U		36			<0.19	U		0.14	J		<0.33	U	
		VMP-14-11.5-021711	2/17/2011	<0.15	U		<0.15	U		<0.16	U		<0.14	U		<0.14	U		17			<0.07	U		<0.12	U		<0.12	U	
		VMP-14-11.5-021711-DUP	2/17/2011	<0.15	U		<0.15	U		<0.16	U		<0.14	U		<0.14	U		19			<0.07	U		<0.12	U		<0.12	U	
		VMP-14-11.5-040511	4/5/2011	<0.024	U		<0.024	U		<0.025	U		0.0036	J		<0.022	U		21			<0.011	U		0.0041	J		<0.019	U	
		VMP-14-11.5-080811	8/8/2011	<0.76	U		<0.75	U		<0.78	U		<0.68	U		<0.68	U		20			<0.36	U		<0.6	U		<0.6	U	
		VMP-14-11.5-111511	11/15/2011	<1.2	U		<1.2	U		<1.2	U		<1.1	U		<1.1	U		25			<0.55	U		<0.94	U		<0.94	U	
		VMP-14-11.5-012612	1/26/2012	<4.8	U		<4.7	U		<4.9	U		<17	U		<4.3	U		86			<2.2	U		<3.8	U		<3.8	U	
		VMP-14-11.5-042312	4/23/2012	<0.005	U		<0.0049	U		<0.0051	U		0.00086	J		<0.0045	U		0.028			<0.0023	U		0.0063			0.0017	J	
		VMP-14-11.5-042312-Dup	4/23/2012	<0.005	U		<0.0049	U		<0.0051	U		<0.0045	U		<0.0045	U		0.032			<0.0023	U		0.0046			0.0012	J	
		VMP-14-11.5-072512	7/25/2012	<1.8	U		<1.7	U		<1.8	U		<1.6	U		<1.6	U		8.3			<0.82	U		<1.4	U		<1.4	U	
	20 ft	VMP-14-20	11/16/2009	<65	U		<64	U		<67	U		<58	U		<58	U		160			<30	U		<52	U		<52	U	
		VMP 14-20-091010	9/10/2010	<79	U		<78	U		<82	U		<72	U		<72	U		250			<37	U		<63	U		<63	U	
		VMP 14-20-091010-Dup	9/10/2010	<82	U		<81	U		<85	U		<74	U		<74	U		240			<38	U		<66	U		<66	U	
		VMP-14-20-120110	12/2/2010	<210	U		<210	U		<220	U		<190	U		<190	U		320			<100	U		<170	U		<170	U	
		VMP-14-20-021811	2/18/2011	<120	U		<120	U		<120	U		<110	U		<110	U		220			<57	U		<96	U		<96	U	
		VMP-14-20-040511	4/5/2011	<52	U		<51	U		<53	U		<47	U		<47	U		150			<24	U		<41	U		<41	U	
		VMP-14-20-080811	8/8/2011	<19	U		<18	U		<19	U		<17	U		<17	U		220			<8.8	U		<15	U		<15	U	
		VMP-14-20-111511	11/15/2011	<97	U		<96	U		<100	U		<88	U		<88	U		250			<46	U		<77	U		<77	U	
		VMP-14-20-012612	1/26/2012	<9.5	U		<9.4	U		<9.8	U		<34	U		<8.6	U		280		J	<4.5	U		<7.6	U		<7.6	U	
		VMP-14-20-042312	4/23/2012	<5.2	U		<5.1	U		<5.4	U		<4.7	U		<4.7	U		240			<2.4	U		<4.1	U		<4.1	U	
		VMP-14-20-072512	7/25/2012	<8.3	U		<8.2	U		<8.6	U		<7.5	U		<7.5	U		190			<3.9	U		<6.6	U		<6.6	U	
	29 ft	VMP-14-29	11/16/2009	<250	U		<250	U		<260	U		<230	U		<230	U		370			<120	U		<200	U		<200	U	
		VMP-14-29-021811	2/18/2011	<180	U		<170	U		<180	U		<160	U		<160	U		320			<82	U		<140	U		<140	U	
		VMP-14-29-040511	4/5/2011	<150	U		<150	U		<160	U		<140	U		<140	U		280			<70	U		<120	U		<120	U	
		VMP-14-29-012612	1/26/2012	<170	U		<170	U		<180	U		<620	U		<150	U		330			<80	U		<140	U		<140	U	
		VMP-14-29-042312	4/23/2012	<61	U		<60	U		<63	U		<55	U		<55	U		260			<29	U		<49	U		<49	U	
		VMP-14-29-072512	7/25/2012	<64	U		<63	U		<66	U		<58	U		<58	U		260			<30	U		<51	U		<51	U	
VMP-15	5 ft	VMP-15-5	11/18/2009	<0.006	U		<0.006	U		<0.007	U		<0.006	U		<0.006	U		<0.005	U		<0.003	U		<0.005	U		<0.005	U	
		VMP-15-5-D	11/18/2009	<0.006	U		<0.006	U		<0.007	U		<0.006	U		<0.006	U		<0.005	U		<0.003	U		<0.005	U		<0.005	U	
		VMP 15-5-091410	9/14/2010	<0.0069	U		<0.0068	U		<0.0071	U		<0.0062	U		<0.0062	U		0.028			<0.0032	U		0.0011	J		<0.0055	U	
		VMP-15-5-113010	11/30/2010	<0.16	U		<0.16	U		<0.17	U		<0.15	U		<0.15	U		56			<0.076	U		<0.13	U		<0.13	U	
		VMP-15-5-021611	2/16/2011	<0.15	U		<0.15	U		<0.16	U		0.017	J		<0.14	U		39			<0.072	U		0.023	J		<0.12	U	
		VMP-15-5-042011	4/20/2011	<0.36	U		<0.35	U		<0.37	U		<0.32	U		<0.32	U		65			<0.17	U		<0.29	U		<0.29	U	
		VMP-15-5-080811	8/8/2011	<0.0081	U		<0.008	U		0.0015	J		0.0034	J		<0.0073	J	U	0.0031	J		<0.0038	U		0.004	J		0.0016	J	
		VMP-15-5-111511	11/15/2011	<0.009	U		<0.0089	U		<0.0093	U		0.0018	J		<0.0082	U		0.096			<0.0042	U		0.005	J		0.0011	J	
		VMP-15-5-020112	2/1/2012	<0.047	U		<0.046	U		<0.048	U		0.013	J	J	<0.042	U		0.026	J		<0.022	U		0.0099	J		<0.037	U	
		VMP-15-5-042412	4/24/2012	<0.048	U		<0.047	U		<0.049	U		<0.043	U		<0.043	U		0.18			<0.022	U		<0.038	U		<0.038	U	
		VMP-15-5-072512	7/25/2012	<0.0054	U		<0.0053	U		0.0016	J		0.0039	J		0.0018	J		0.0012	J		<0.0025	U		0.0085			0.0039	J	
	21.5 ft	VMP-15-21.5	11/18/2009	<3.1	U		<3.1	U		<3.2	U		<2.8	U		<2.8	U		1000			<1.4	U		<2.5	U		<2.5	U	
		VMP 15-21.5-091410	9/14/2010	<0.75	U		<0.74	U		<0.77	U		<0.67	U		<0.67	U		300			<0.35	U		<0.59	U		<0.59	U	
		VMP-15-21.5-113010	11/30/2010	<0.88	U		<0.86	U		<0.9	U		<0.79	U		<0.79	U		440			<0.41	U		<0.7	U		<0.7	U	
		VMP-15-21.5-021611	2/16/2011	<0.61	U		<0.6	U		<0.63	U		<0.55	U		<0.55	U		430			<0.29	U		<0.49	U		<0.49	U	
		VMP-15-21.5-042011	4/20/2011	<0.96	U		<0.94	U		<0.99	U		<0.86	U		<0.86	U		580			<0.45	U		<0.76	U		<0.76	U	
		VMP-15-21.5-080811	8/8/2011	<0.77	U		<0.76	U		<0.79	U		<0.69	U		<0.69	U		310			<0.36	U		<0.61	U		<0.61	U	
		VMP-15-21.5-111511	11/15/2011	<0.61	U		<0.6	U		<0.63	U		<0.55	U		<0.55	U		170			<0.29	U		<0.49	U		<0.49	U	
		VMP-15-21.5-020112	2/1/2012	<0.46	U		<0.45	U		<0.47	U		<1.6	U	UJ	<0.41	U		320		J	<0.21	U		<0.36	U		<0.36	U	
		VMP-15-21.5-042412	4/24/2012	<0.2	U		<0.2	U		<0.2	U		<0.18	U		<0.18	U		210			<0.094	U		<0.16	U		<0.16	U	
		VMP-15-21.5-072512	7/25/2012	<0.72	U		<0.71	U		<0.74	U		<0.65	U		<0.65	U		260			<0.34	U		<0.58	U		<0.58	U	
	25.5 ft	VMP-15-25.5	11/18/2009	<3.2	U		<3.2	U		<3.3	U		<2.9	U		<2.9	U		850			<1.5	U		<2.6	U		<2.6	U	
		VMP 15-25.5-091410	9/14/2010	<0.007	U		<0.0069	U		0.001	J		<0.0063	U		<0.0063	U		0.17			<0.0033	U		<0.0056	U		<0.0056	U	
		VMP-15-25.5-021611	2/16/2011	<0.094	U		<0.092	U		<0.097	U		<0.084	U		<0.084	U		29			<0.044	U		<0.075	U		<0.075	U	
		VMP-15-25.5-042011	4/20/2011	<0.077	U		<0.076	U		<0.079	U		<0.069	U		<0.069	U		1.2		J	<0.036	U		<0.061	U		<0.061	U	
		VMP-15-25.5-042011-DUP	4/20/2011	<0.072	U		<0.071	U		<0.074	U		<0.065	U		<0.065	U		1.6		J	<0.034	U		<0.057	U		<0.057	U	
		VMP-15-25.5-080811	8/8/2011	<0.077	U		<0.076	U		<0.079	U		0.0099	J		<0.069	U		17			<0.036	U		0.016	J		<0.061	U	
		VMP-15-25.5-111511	11/15/2011	<0.024	U		<0.023	U		<0.024	U		<0.021	U		<0.021	U		3			<0.011	U		0.0054	J		<0.019	U	
		VMP-15-25.5-073112	7/31/2012	<0.05	U		<0.049	U		<0.051	U		<0.045	U		<0.045	U		29			<0.023	U		0.011	J		0.0058	J	
	29 ft	VMP-15-29	11/19/2009	<4.1	U		<4	U		<4.2	U		<3.7	U		<3.7	U		880			<1.9	U		<3.2	U		<3.2	U	
		VMP-15-29-073112	7/31/2012	<0.21	U		<0.21	U		<0.22	U		<0.19	U		<0.19	U		150		J	<0.1	U		0.017	J	J	<0.17	U	

SEE PAGES 22 THROUGH 28 OF TABLE FOR NOTES

TABLE 4
CUMULATIVE SUMMARY OF SOIL VAPOR ANALYTICAL DETECTIONS AND SCREENING RESULTS: PUBLIC WORKS YARD AND WRR - VOCS

Location	Depth	Sample ID	Sample Date	Acetone 750000			alpha-Chlorotoluene			Benzene 2.8			Bromodichloromethane 450000			Bromoform 52			Bromomethane 42			1,3-Butadiene			Butane			2-Butanone 40000		
				Result	Lab	URS	Result	Lab	URS	Result	Lab	URS	Result	Lab	URS	Result	Lab	URS	Result	Lab	URS	Result	Lab	URS	Result	Lab	URS	Result	Lab	URS
VMP-16	5 ft	VMP-16-5	11/20/2009	<0.16	U		<0.087	U		0.13			<0.11	U		<0.17	U		<0.065	U		<0.037	U					<0.05	U	
		VMP-16-5-090210	9/2/2010	<23	U		<12	U		17			<16	U		<25	U		<9.2	U		<5.3	U					<7	U	
		VMP-16-5-112910	11/29/2010	<10	U		<5.6	U		16		J	<7.3	U		<11	U		<4.2	U		<2.4	U					<3.2	U	
		VMP-16-5-021511	2/15/2011	<6.3	U		<3.4	U		10		J	<4.4	U		<6.8	U		<2.6	U		<1.5	U					<1.9	U	
		VMP-16-5-042211	4/22/2011	<8.4	U		<4.6	U		7			<5.9	U		<9.1	U		<3.4	U		<1.9	U		260			<10	U	
		VMP-16-5-080511	8/5/2011	0.5	J		<1.4	U		2.9			<1.9	U		<2.9	U		<1.1	U		<0.62	U		39			<3.3	U	
		VMP-16-5-042512	4/25/2012	<9.1	U		<20	U		6			<6.4	U		<9.9	U		<3.7	U		<2.1	U		140			<11	U	
		VMP-16-5-073012	7/30/2012	<8.5	U		<4.6	U		8.8		J	<6	U		<9.2	U		<3.5	U		<2	U		58		J	<10	U	
	13.5 ft	VMP-16-13.5	11/19/2009	<0.71	U		<0.38	U		0.69			<0.5	U		<0.77	U		<0.29	U		<0.16	U					<0.22	U	
		VMP-16-13.5-090210	9/2/2010	3.6	J		<13	U		17			<16	U		<26	U		<9.6	U		<5.5	U					<7.3	U	
		VMP-16-13.5-090210-DUP	9/2/2010	<23	U		<13	U		16			<16	U		<26	U		<9.6	U		<5.5	U					<7.3	U	
		VMP-16-13.5-112910	11/29/2010	<66	U		<36	U		21	J		<47	U		<72	U		<27	U		<15	U					<21	U	
		VMP-16-13.5-021611	2/16/2011	<13	U		<7	U		7.1			<9	U		<14	U		<5.2	U		<3	U					<4	U	
		VMP-16-13.5-021611-DUP	2/16/2011	<12	U		<6.8	U		9.3			<8.8	U		<14	U		<5.1	U		<2.9	U					<3.9	U	
		VMP-16-13.5-042211	4/22/2011	<13	U		<7.4	U		8.3			<9.5	U		<15	U		<5.5	U		<3.1	U		320			<17	U	
		VMP-16-13.5-080511	8/5/2011	<1.3	U	UJ	<0.71	U	UJ	0.54		J	<0.92	U	UJ	<1.4	U	UJ	<0.54	U	UJ	<0.3	U	UJ	14		J	<1.6	U	UJ
		VMP-16-13.5-042512	4/25/2012	<1.4	U		<3.2	U		7.6		J	<1	U		<1.6	U		<0.59	U		<0.34	U		360			<1.8	U	
		VMP-16-13.5-073012	7/30/2012	9.8	J		<24	U		27			<31	U		<47	U		<18	U		<10	U		180			<54	U	
	19 ft	VMP-16-19	11/19/2009	<6.1	U		<3.3	U		4.6			<4.3	U		<6.7	U		<2.5	U		<1.4	U					<1.9	U	
		VMP-16-19-090210	9/2/2010	<23	U		<13	U		27			<16	U		<26	U		<9.6	U		<5.5	U					<7.3	U	
		VMP-16-19-112910	11/29/2010	<51	U		<28	U		20			<36	U		<56	U		<21	U		<12	U					<16	U	
		VMP-16-19-021611	2/16/2011	<12	U		<6.7	U		7.7			<8.6	U		<13	U		<5	U		<2.8	U					<3.8	U	
		VMP-16-19-042711	4/27/2011	<12	U		<6.8	U		3.7	J		<8.8	U		<14	U		<5.1	U		<2.9	U		150			<16	U	
		VMP-16-19-042711-DUP	4/27/2011	<12	U		<6.7	U		3.1	J		<8.6	U		<13	U		<5	U		<2.8	U		160			<15	U	
		VMP-16-19-042512	4/25/2012	5.2	J		<73	U		12			<24	U		<36	U		<14	U		<7.8	U		390			<42	U	
		VMP-16-19-073012	7/30/2012	<30	U		<16	U		14			<21	U		<33	U		<12	U		<7	U		230			<37	U	
	31 ft	VMP-16-31	11/19/2009	<9.2	U		<5	U		<3.1	U		<6.5	U		<10	U		<3.8	U		<2.1	U					<2.9	U	
		VMP-16-31-D	11/19/2009	<9.2	U		<5	U		<3.1	U		<6.5	U		<10	U		<3.8	U		<2.1	U					<2.9	U	
		VMP-16-31-090310	9/3/2010	0.033			<0.0075	U		0.0064			<0.0097	U		<0.015	U		0.0019	J		<0.0032	U					0.0056		
		VMP-16-31-112910	11/29/2010	<52	U		<28	U		20			<36	U		<56	U		<21	U		<12	U					<16	U	
		VMP-16-31-042512	4/25/2012	6.7	J		<89	U		15			<29	U		<44	U		<17	U		<9.5	U		470			<51	U	
		VMP-16-31-073012	7/30/2012	8.1	J		<18	U		16			<23	U		<36	U		<14	U		<7.7	U		320			<41	U	
VMP-17	5 ft	VMP-17-5	6/21/2010	0.06		J	<0.007	U		0.0051			<0.009	U		<0.015	U		<0.005	U		<0.003	U					0.018		J
		VMP-17-5-DUP	6/21/2010	0.027		J	<0.007	U		0.0044	J		<0.01	U		<0.016	U		<0.005	U		<0.003	U					0.0028	J	J
		VMP-17-5-090110	9/1/2010	0.25			<0.007	U		0.0086			<0.009	U		<0.014	U		<0.0052	U		<0.003	U					0.096		
		VMP-17-5-112210	11/22/2010	0.03			<0.007	U		0.0044			<0.009	U		<0.014	U		<0.0052	U		<0.003	U					0.0048		
		VMP-17-5-020711	2/7/2011	0.012	J		<0.0065	U		0.0061			<0.0084	U		<0.013	U		<0.0049	U		<0.0028	U					<0.0037	U	
		VMP-17-5-040611	4/6/2011	0.039	J		<0.026	U		5.8			<0.034	U		<0.052	U		<0.02	U		<0.011	U		0.13			0.005	J	
		VMP-17-5-080111	8/1/2011	<0.18	U		<0.1	U		0.17			<0.13	U		<0.2	U		<0.075	U		<0.042	U		14			<0.23	U	
		VMP-17-5-110711	11/7/2011	0.029			<0.0044	J	U	0.0018	J		<0.0057	U		<0.0088	U		<0.0033	U		<0.0019	U		0.0067	J		0.0063	J	
		VMP-17-5-012612	1/26/2012	0.013			<0.0046	U		0.0022	J		<0.006	U		<0.0092	U		<0.0035	U		<0.002	U		0.0025	J		0.0098	J	
		VMP-17-5-041112	4/11/2012	0.028			<0.0047	U		0.021			<0.0061	U		<0.0094	U		<0.036	U		<0.002	U		0.0051	J		0.039		
		VMP-17-5-071112	7/11/2012	0.099			<0.0051	U	UJ	0.11			<0.0066	U		<0.01	U		<0.038	U		<0.0022	U		0.0061	J		0.034		
VMP-25	5 ft	VMP-25-5-031511	3/15/2011	3.6			<0.063	U		0.82			<0.081	U		<0.12	U		<0.047	U		<0.027	U					<0.14	U	
		VMP-25-5-040811	4/8/2011	0.043	J		<0.028	U		5.2			<0.037	U		<0.057	U		<0.021	U		<0.012	U		0.12			<0.065	U	
		VMP-25-5-080911	8/9/2011	0.16			<0.006	J	U	0.31			<0.0078	U		<0.012	J	U	<0.0045	U		<0.0026	U		0.094			0.058		
		VMP-25-5-111711	11/17/2011	0.0076	J		<0.0043	U		0.011			<0.0056	U		<0.0087	U		<0.0033	U		<0.0018	U		<0.008	U		0.0013	J	
		VMP-25-5-013112	1/31/2012	0.02	J		<0.032	U		4.8			<0.041	U		<0.063	U		<0.024	U		<0.013	U		4			0.01	J	
		VMP-25-5-042512	4/25/2012	0.024			<0.0049	U		0.066			<0.0064	U		<0.0099	U		<0.037	U		<0.0021	U		<0.0091	U		0.031		
		VMP-25-5-072612	7/26/2012	0.021	J		<0.017	U		0.21			<0.022	U		<0.034	U		<0.13	U		<0.0073	U		2			0.017	J	
	21 ft	VMP-25-21-031511	3/15/2011	1200		J	<12	U		97		J	<16	U		<24	U		<9.2	U		<5.2	U					<28	U	
		VMP-25-21-031511-DUP	3/15/2011	1800		J	<16	U		140		J	<20	U		<31	U		<12	U		<6.7	U					<36	U	
		VMP-25-21-040811	4/8/2011	<240	U		<130	U		130			<170	U		<260	U		<98	U		<56	U		14000			<300	U	
		VMP-25-21-040811-DUP	4/8/2011	<240	U		<130	U		120			<170	U		<260	U		<99	U		<56	U		13000			<300	U	
		VMP-25-21-080911	8/9/2011	<78	U		<43	U		1100			<55	U		<85	U		<32	U		<18	U		15000			<97	U	
		VMP-25-21-111711	11/17/2011	<110	U		<58	U		25	J		<75	U		<120	U		<44	U		<25	U		6800			<130	U	
		VMP-25-21-111711-DUP	11/17/2011	<160	U		<86	U		18	J		<110	U		<170	U		<64	U		<37	U		6900			<200	U	
		VMP-25-21-013112	1/31/2012	<56	U		<120	U		59			<39	U		<240	U		<23	U		<13	U		8300			<69	U	
		VMP-25-21-013112-DUP	2/1/2012	<52	U		<110	U		62			<36	U		<220	U		<21	U		<12	U		9500			<64	U	
		VMP-25-21-042512	4/25/2012	6.7	J		<77	U		37			<25	U		<38	U		<14	U		<8.2	U		12000			<44	U	
		VMP-25-21-072612	7/26/2012	<60	U		<33	U		48			<42	U		<65	U		<24	U		<14	U		15000			<74	U	
VMP-29	10 ft	VMP-29-10-073012	7/30/2012	4.4			<0.055	U		<0.034	U		<0.071	U		<0.11	U		<0.41	U		<0.023	U		<0.1	U		12		
	20 ft	VMP-29-20-073012	7/30/2012	170			<0.65	U		0.066	J		<0.84	U		<1.3	U		<0.49	U		<0.28	U		<1.2	U		270		
		VMP-29-20-073012-Dup	7/30/2012	150			<0.6	U		0.047	J		<0.78	U		<1.2	U		<0.45	U		<0.26	U		<1.1	U		240		
	30 ft	VMP-29-30-073012	7/30/2012	26			<0.11	U		0.057	J		<0.14	U		<0.21	U		<0.08	U		<0.046	U		<0.2	U		60		
VMP-30	10 ft	VMP-30-10-073012	7/30/2012	35			<0.19	U		0.016	J		<0.25	U		<0.39	U		<0.14	U		<0.083	U		<0.36	U		97		
	20 ft	VMP-30-20-073012	7/30/2012	200			<0.82	U		2.1			<1.1	U		<1.6	U		<0.62	U		<0.35	U		<1.5	U		390		
	30 ft	VMP-30-30-073012	7/30/2012	320			<0.85	U		7.2			<1.1	U		<1.7	U		<0.63	U		<0.36	U		<1.6	U		380		
VMP-41	10 ft	VMP-41-10-072712	7/27/2012	0.08			<0.0063	U		0.16			<0.0081	U		<0.012	U		<0.047	U		<0.0027	U		0.092			0.022		
	20 ft	VMP-41-20-072712	7/27/2012	0.048			<0.0048	U		0.039			<0.0063	U		<0.0097	U		<0.036	U		<0.0021	U		<0.0089	U		0.012		
		VMP-41-20-072712-Dup	7/27/2012	0.047			<0.0049	U		0.044			<0.0064	U		<0.0099	U		<0.037	U		<0.0021	U		<0.0091	U		0.013		
	30 ft	VMP-41-30-072712	7/27/2012	0.094			<0.0049	U		0.34			<0.0064	U		<0.0099	U		<0.037	U		<0.0021	U		0.02			0.023		

Notes
< Indicates the constituent was not detected at the indicated reporting limit
Lab Qualifiers
J = Estimated value (e.g. results between the MDL and RL)
U = Compound analyzed for but not detected above the RL
URS Qualifiers
J = Estimated detection
UJ = Estimated non-detect
U = Non-detect due to blank contamination

SEE PAGES 22 THROUGH 28 OF TABLE FOR NOTES

TABLE 4
CUMULATIVE SUMMARY OF SOIL VAPOR ANALYTICAL DETECTIONS AND SCREENING RESULTS: PUBLIC WORKS YARD AND WRR - VOCS

Location	Depth	Sample ID	Sample Date	Carbon disulfide 5300			Carbon tetrachloride 1.5			Chlorobenzene 420			Chlorodibromomethane 57000			Chloroethane			Chloroform 0.92			Chloromethane			Cyclohexane			1,2-Dibromoethane 0.06		
				Result	Lab	UBS	Result	Lab	UBS	Result	Lab	UBS	Result	Lab	UBS	Result	Lab	UBS	Result	Lab	UBS	Result	Lab	UBS	Result	Lab	UBS	Result	Lab	UBS
VMP-16	5 ft	VMP-16-5	11/20/2009	<0.052	U		<0.11	U		<0.078	U		<0.14	U		<0.044	U		<0.082	U		<0.14	U		<0.058	U		<0.13	U	
		VMP-16-5-090210	9/2/2010	<7.4	U		<15	U		<11	U		<20	U		<6.3	U		<12	U		<20	U		160			<18	U	
		VMP-16-5-112910	11/29/2010	<3.4	U		<6.8	U		<5	U		<9.3	U		2.4	J	J	<5.3	U		<9	UJ	UJ	150		J	<8.4	U	
		VMP-16-5-021511	2/15/2011	<2	U		<4.2	U		<3	U		<5.6	U		<1.7	U		<3.2	U		<5.4	U		99		J	<5.1	U	
		VMP-16-5-042211	4/22/2011	<2.7	U		<5.5	U		<4	U		<7.5	U		<9.3	U		<4.3	U		<7.3	U		100			<6.8	U	
		VMP-16-5-080511	8/5/2011	<0.88	U		<1.8	U		<1.3	U		<2.4	U		<3	U		<1.4	U		<2.3	U		22			<2.2	U	
		VMP-16-5-042512	4/25/2012	<3	U		<6	U		<4.4	U		<8.1	U		<10	U		<4.7	U		<7.9	U		67			<7.3	U	
		VMP-16-5-073012	7/30/2012	<2.8	U		<5.6	U		<4.1	U		<7.6	U		<9.4	U		<4.4	U		<7.4	U		77		J	<6.9	U	
	13.5 ft	VMP-16-13.5	11/19/2009	<0.23	U		<0.47	U		<0.34	U		<0.63	U		<0.2	U		<0.36	U		<0.62	U		1			<0.57	U	
		VMP-16-13.5-090210	9/2/2010	<7.7	U		<16	U		<11	U		<21	U		<6.5	U		<12	U		<20	U		150			<19	U	
		VMP-16-13.5-090210-DUP	9/2/2010	<7.7	U		<16	U		<11	U		<21	U		<6.5	U		<12	U		<20	U		140			<19	U	
		VMP-16-13.5-112910	11/29/2010	<22	U		<44	U		<32	U		<60	U		<18	U		<34	U		<58	UJ	UJ	180			<54	U	
		VMP-16-13.5-021611	2/16/2011	<4.2	U		<8.5	U		<6.2	U		<11	U		<3.5	U		<6.6	U		<11	U		78			<10	U	
		VMP-16-13.5-021611-DUP	2/16/2011	<4.1	U		<8.3	U		<6.1	U		<11	U		<3.5	U		<6.4	U		<11	U		84			<10	U	
		VMP-16-13.5-042211	4/22/2011	<4.4	U		<8.9	U		<6.5	U		<12	U		<15	U		<6.9	U		<12	U		120			<11	U	
		VMP-16-13.5-080511	8/5/2011	<0.43	U	UJ	<0.87	U	UJ	<0.64	U	UJ	<1.2	U	UJ	<1.4	U	UJ	<0.67	U	UJ	<1.1	U	UJ	6.4		J	<1.1	U	UJ
		VMP-16-13.5-042512	4/25/2012	<0.47	U		<0.96	U		<0.7	U		<1.3	U		<1.6	U		<0.74	U		<1.2	U		150		J	<1.2	U	
		VMP-16-13.5-073012	7/30/2012	2.4	J		<29	U		<21	U		<39	U		<48	U		<22	U		<38	U		170			<35	U	
	19 ft	VMP-16-19	11/19/2009	<2	U		<4	U		<3	U		<5.5	U		<1.7	U		<3.1	U		<5.3	U		8.2			<5	U	
		VMP-16-19-090210	9/2/2010	<7.7	U		<16	U		<11	U		<21	U		<6.5	U		<12	U		<20	U		190			<19	U	
		VMP-16-19-112910	11/29/2010	<17	U		<34	U		<25	U		<46	U		<14	U		<26	U		<45	UJ	UJ	170			<41	U	
		VMP-16-19-021611	2/16/2011	<4	U		<8.1	U		<5.9	U		<11	U		<3.4	U		<6.3	U		<11	U		80			<9.9	U	
		VMP-16-19-042711	4/27/2011	<4.1	U		<8.3	U		<6.1	U		<11	U		<14	U		<6.4	U		<11	U		64			<10	U	
		VMP-16-19-042711-DUP	4/27/2011	<4	U		<8.1	U		<5.9	U		<11	U		<14	U		<6.3	U		<11	U		64			<9.9	U	
		VMP-16-19-042512	4/25/2012	<11	U		<22	U		<16	U		<30	U		<37	U		<17	U		<29	U		160			<27	U	
		VMP-16-19-073012	7/30/2012	1.5	J		<20	U		<14	U		<27	U		<33	U		<15	U		<26	U		150			<24	U	
	31 ft	VMP-16-31	11/19/2009	<3	U		<6.1	U		<4.5	U		<8.3	U		<2.6	U		<4.7	U		<8	U		15		J	<7.4	U	
		VMP-16-31-D	11/19/2009	<3	U		<6.1	U		<4.5	U		<8.3	U		<2.6	U		<4.7	U		<8	U		<3.3	U	UJ	<7.4	U	
		VMP-16-31-090310	9/3/2010	0.0036	J		<0.0091	U		<0.0066	U		<0.012	U		<0.0038	U		<0.007	U		<0.012	U		0.049			<0.011	U	
		VMP-16-31-112910	11/29/2010	<17	U		<34	U		<25	U		<46	U		<14	U		<27	U		<45	UJ	UJ	170			<42	U	
		VMP-16-31-042512	4/25/2012	<13	U		<27	U		<20	U		<36	U		<45	U		<21	U		<35	U		210			<33	U	
		VMP-16-31-073012	7/30/2012	3.9	J		<22	U		<16	U		<30	U		<37	U		<17	U		<29	U		200			<27	U	
VMP-17	5 ft	VMP-17-5	6/21/2010	<0.004	U		<0.009	U		<0.006	U		<0.012	U		<0.003	U		<0.007	U		<0.012	U		0.36			<0.011	U	
		VMP-17-5-DUP	6/21/2010	<0.004	J	U	<0.009	U		<0.006	U		<0.013	U		<0.004	U		<0.007	U		<0.012	U		0.32			<0.012	U	
		VMP-17-5-090110	9/1/2010	<0.0042	J	U	<0.0085	U		<0.0062	J	U	<0.011	U		<0.0035	U		<0.0066	U		0.0045	J		0.02			<0.01	U	
		VMP-17-5-112210	11/22/2010	<0.0042	J	U	<0.0085	U		<0.0062	U		<0.011	U		<0.0035	U		<0.0066	U		0.0035	J		<0.0046	U		<0.01	U	
		VMP-17-5-020711	2/7/2011	<0.0039	U		<0.0079	U		<0.0058	U		<0.011	U		<0.0033	U		<0.0062	U		<0.01	U		0.029			<0.0097	U	
		VMP-17-5-040611	4/6/2011	0.0058	J		<0.032	U		<0.023	U		<0.043	U		<0.053	U		<0.025	U		<0.042	U		0.034			<0.039	U	
		VMP-17-5-080111	8/1/2011	<0.24	U		<0.12	U		<0.089	U		<0.16	U		<0.2	U		<0.094	U		<0.16	U		0.054	J		<0.15	U	
		VMP-17-5-110711	11/7/2011	<0.011	U		<0.0054	U		<0.0039	U		<0.0073	U		<0.009	U		<0.0042	U		<0.0071	U		<0.0029	U		<0.0066	U	
		VMP-17-5-012612	1/26/2012	<0.011	U		<0.0056	U		<0.0041	U		<0.0076	U		<0.0094	U		<0.0044	U		<0.0074	U		<0.0031	U		<0.0069	U	
		VMP-17-5-041112	4/11/2012	<0.011	U		<0.0058	U		<0.0042	U		<0.0078	U		<0.0096	U		<0.0045	U		<0.019	U		0.0019	J		<0.007	U	
		VMP-17-5-071112	7/11/2012	<0.012	U		<0.0062	U		<0.0045	U		<0.0083	U		<0.01	U		<0.0048	U		<0.02	U		0.004			<0.0075	U	
VMP-25	5 ft	VMP-25-5-031511	3/15/2011	0.0047	J		<0.076	U		1			<0.1	U		<0.13	U		0.048	J		<0.1	U		6			<0.093	U	
		VMP-25-5-040811	4/8/2011	0.019	J		<0.035	U		0.0043	J		<0.047	U		<0.058	U		<0.027	U		<0.045	U		0.12			<0.042	U	
		VMP-25-5-080911	8/9/2011	0.0095	J		<0.0073	U		<0.0054	J	U	<0.0099	U		<0.012	U		0.0021	J		<0.0096	U		0.039			<0.009	J	U
		VMP-25-5-111711	11/17/2011	0.0023	J		<0.0053	U		<0.0039	U		<0.0072	U		<0.0089	U		0.0017	J		<0.0069	U		<0.0029	U		<0.0064	U	
		VMP-25-5-013112	1/31/2012	0.006	J		<0.038	U		0.0072	J		<0.052	U		<0.064	U		<0.03	U		<0.05	U		0.25			<0.047	U	
		VMP-25-5-042512	4/25/2012	<0.012	J	U	<0.006	U		<0.0044	J	U	<0.0081	U		<0.01	U		0.0036	J		<0.02	U		0.00068	J		<0.0073	U	
		VMP-25-5-072612	7/26/2012	<0.041	U		<0.021	U		0.0087	J		<0.028	U		<0.035	U		0.02			<0.068	U		0.48			<0.025	U	
	21 ft	VMP-25-21-031511	3/15/2011	6.3	J		<15	U		29		J	<20	U		3.7	J		<12	U		<20	U		1400		J	<18	U	
		VMP-25-21-031511-DUP	3/15/2011	9	J		<19	U		44		J	<26	U		<32	U		<15	U		<25	U		2200		J	<23	U	
		VMP-25-21-040811	4/8/2011	61	J		<160	U		<120	U		<210	U		<260	U		<120	U		<210	U		1800			<190	U	
		VMP-25-21-040811-DUP	4/8/2011	57	J		<160	U		<120	U		<220	U		<270	U		<120	U		<210	U		1700			<200	U	
		VMP-25-21-080911	8/9/2011	<26	U		<52	U		<38	U		<70	U		<87	U		<40	U		<68	U		<28	U		<63	U	
		VMP-25-21-111711	11/17/2011	<140	U		<71	U		<52	U		<96	U		<120	U		9.8	J		<93	U		860			<86	U	
		VMP-25-21-111711-DUP	11/17/2011	<210	U		<100	U		<76	U		<140	U		<180	U		<81	U		<140	U		800			<130	U	
		VMP-25-21-013112	1/31/2012	<18	U		<37	U		<27	U		<50	U		<62	U		<28	U		<48	U		1400			<45	U	
		VMP-25-21-013112-DUP	2/1/2012	<17	U		<34	U		<25	U		<46	U		<58	U		<27	U		<45	U		1600			<42	U	
		VMP-25-21-042512	4/25/2012	<12	U		<23	U		<17	U		<32	U		<39	U		<18	U		62			1400			<29	U	
		VMP-25-21-072612	7/26/2012	3	J		<40	U		<29	U		<54	U		<66	U		<31	U		<52	U		1400			<48	U	
VMP-29	10 ft	VMP-29-10-073012	7/30/2012	0.39			<0.067	U		<0.049	U		<0.09	U		<0.11	U		<0.052	U		<0.22	U		<0.036	U		<0.081	U	
	20 ft	VMP-29-20-073012	7/30/2012	0.83			<0.79	U		<0.58	U		<1.1	U		<1.3	U		<0.61	U		<1	U		<0.43	U		<0.96	U	
		VMP-29-20-073012-Dup	7/30/2012	0.74			<0.74	U		<0.54	U		<1	U		<1.2	U		<0.57	U		<0.97	U		<0.4	U		<0.9	U	
	30 ft	VMP-29-30-073012	7/30/2012	0.32			<0.13	U		<0.095	U		<0.18	U		<0.22	U		0.02	J		<0.17	U		<0.071	U		<0.16	U	
VMP-30	10 ft	VMP-30-10-073012	7/30/2012	0.2			<0.24	U		<0.17	U		<0.32	U		<0.39	U		<0.18	U		<0.31	U		<0.13	U		<0.29	U	
	20 ft	VMP-30-20-073012	7/30/2012	0.83			<1	U		<0.73	U		<1.4	U		<1.7	U		<0.78	U		<1.3	U		<0.55	U		<1.2	U	
	30 ft	VMP-30-30-073012	7/30/2012	0.31	J		<1	U		<0.75	U		<1.4	U		<1.7	U		<0.8	U		<1.4	U		<0.56	U		<1.2	U	
VMP-41	10 ft	VMP-41-10-072712	7/27/2012	<0.015	U		<0.0076	U		<0.0056	U		<0.01	U		<0.013	U		<0.0059	U		<0.025	U		0.0065			<0.0093	U	
	20 ft	VMP-41-20-072712	7/27/2012	<0.012	U		<0.0059	U		<0.0043	U		<0.008	U		<0.0099	U		<0.0046	U		<0.019	U		0.00088	J		<0.0072	U	
		VMP-41-20-072712-Dup	7/27/2012	<0.012	U		<0.006	U		<0.0044	U		<0.0081	U		<0.01	U		<0.0047	U		<0.02	U		0.00069	J		<0.0073	U	
	30 ft	VMP-41-30-072712	7/27/2012	<0.012	U		<0.006	U		<0.0044	U		<0.0081	U		<0.01	U		0.0013	J		<0.02	U		0.0051			<0.0073	U	

Notes
< Indicates the constituent was not detected at the indicated reporting

Lab Qualifiers
J = Estimated value (e.g. results between the MDL and RL)
U = Compound analyzed for but not detected above the RL

URS Qualifiers
J = Estimated detection
UJ = Estimated non-detect
U = Non-detect due to blank contamination

SEE PAGES 22 THROUGH 28 OF TABLE FOR NOTES

TABLE 4
CUMULATIVE SUMMARY OF SOIL VAPOR ANALYTICAL DETECTIONS AND SCREENING RESULTS: PUBLIC WORKS YARD AND WRR - VOCS

Location	Depth	Sample ID	Sample Date	1,2-Dichlorobenzene			1,3-Dichlorobenzene			1,4-Dichlorobenzene			Dichlorodifluoromethane			1,1-Dichloroethane			1,2-Dichloroethane			1,1-Dichloroethene			cis-1,2-Dichloroethene			trans-1,2-Dichloroethene		
				1700						6800						4200			0.81			1600			1100000			510		
				Result	Lab	URS	Result	Lab	URS	Result	Lab	URS	Result	Lab	URS	Result	Lab	URS	Result	Lab	URS	Result	Lab	URS	Result	Lab	URS	Result	Lab	URS
VMP-16	5 ft	VMP-16-5	11/20/2009	<0.1	U		<0.1	U		<0.1	U		<0.083	U		<0.068	U		<0.068	U		<0.067	U		<0.067	U		<0.067	U	
		VMP-16-5-090210	9/2/2010	<14	U		<14	U		<14	U		<12	U		<9.6	U		<9.6	U		<9.4	U		<9.4	U		<9.4	U	
		VMP-16-5-112910	11/29/2010	<6.6	U		<6.6	U		<6.6	U		<5.4	U		<4.4	U		<4.4	U		<4.3	U		<4.3	U		<4.3	U	
		VMP-16-5-021511	2/15/2011	<4	U		<4	U		<4	U		<3.3	U		<2.7	U		<2.7	U		<2.6	U		<2.6	U		<2.6	U	
		VMP-16-5-042211	4/22/2011	<5.3	U		<5.3	U		<5.3	U		<4.4	U		<3.6	U		<3.6	U		<3.5	U		<3.5	U		<3.5	U	
		VMP-16-5-080511	8/5/2011	<1.7	U		<1.7	U		<1.7	U		<1.4	U		<1.1	U		<1.1	U		<1.1	U		<1.1	U		<1.1	U	
		VMP-16-5-042512	4/25/2012	<5.7	U		<5.7	U		<5.7	U		<4.7	U		<3.9	U		<3.9	U		<3.8	U		<3.8	U		<3.8	U	
		VMP-16-5-073012	7/30/2012	<5.4	U		<5.4	U		<5.4	U		<4.4	U		<3.6	U		<3.6	U		<3.5	U		<3.5	U		<3.5	U	
	13.5 ft	VMP-16-13.5	11/19/2009	<0.45	U		<0.45	U		<0.45	U		<0.37	U		<0.3	U		<0.3	U		<0.3	U		<0.3	U		<0.3	U	
		VMP-16-13.5-090210	9/2/2010	<15	U		<15	U		<15	U		<12	U		<10	U		<10	U		<9.8	U		<9.8	U		<9.8	U	
		VMP-16-13.5-090210-DUP	9/2/2010	<15	U		<15	U		<15	U		<12	U		<10	U		<10	U		<9.8	U		<9.8	U		<9.8	U	
		VMP-16-13.5-112910	11/29/2010	<42	U		<42	U		<42	U		<35	U		<28	U		<28	U		<28	U		<28	U		<28	U	
		VMP-16-13.5-021611	2/16/2011	<8.1	U		<8.1	U		<8.1	U		<6.6	U		<5.4	U		<5.4	U		<5.3	U		<5.3	U		<5.3	U	
		VMP-16-13.5-021611-DUP	2/16/2011	<7.9	U		<7.9	U		<7.9	U		<6.5	U		<5.3	U		<5.3	U		<5.2	U		<5.2	U		<5.2	U	
		VMP-16-13.5-042211	4/22/2011	<8.5	U		<8.5	U		<8.5	U		<7	U		<5.7	U		<5.7	U		<5.6	U		<5.6	U		<5.6	U	
		VMP-16-13.5-080511	8/5/2011	<0.83	U	UJ	<0.83	U	UJ	<0.83	U	UJ	<0.68	U	UJ	<0.56	U	UJ	<0.56	U	UJ	<0.55	U	UJ	<0.55	U	UJ	<0.55	U	UJ
		VMP-16-13.5-042512	4/25/2012	<0.92	U		<0.92	U		<0.92	U		<0.75	U		<0.62	U		<0.62	U		<0.6	U		<0.6	U		<0.6	U	
		VMP-16-13.5-073012	7/30/2012	<28	U		<28	U		<28	U		<23	U		<18	U		<18	U		<18	U		<18	U		<18	U	
	19 ft	VMP-16-19	11/19/2009	<3.9	U		<3.9	U		<3.9	U		<3.2	U		<2.6	U		<2.6	U		<2.6	U		<2.6	U		<2.6	U	
		VMP-16-19-090210	9/2/2010	<15	U		<15	U		<15	U		<12	U		<10	U		<10	U		<9.8	U		<9.8	U		<9.8	U	
		VMP-16-19-112910	11/29/2010	<32	U		<32	U		<32	U		<27	U		<22	U		<22	U		<21	U		<21	U		<21	U	
		VMP-16-19-021611	2/16/2011	<7.8	U		<7.8	U		<7.8	U		<6.4	U		<5.2	U		<5.2	U		<5.1	U		<5.1	U		<5.1	U	
		VMP-16-19-042711	4/27/2011	<7.9	U		<7.9	U		<7.9	U		<6.5	U		<5.3	U		<5.3	U		<5.2	U		<5.2	U		<5.2	U	
		VMP-16-19-042711-DUP	4/27/2011	<7.8	U		<7.8	U		<7.8	U		<6.4	U		<5.2	U		<5.2	U		<5.1	U		<5.1	U		<5.1	U	
		VMP-16-19-042512	4/25/2012	<21	U		<21	U		<21	U		<17	U		<14	U		<14	U		<14	U		<14	U		<14	U	
		VMP-16-19-073012	7/30/2012	<19	U		<19	U		<19	U		<16	U		<13	U		<13	U		<12	U		<12	U		<12	U	
	31 ft	VMP-16-31	11/19/2009	<5.8	U		<5.8	U		<5.8	U		<4.8	U		<3.9	U		<3.9	U		<3.8	U		<3.8	U		<3.8	U	
		VMP-16-31-D	11/19/2009	<5.8	U		<5.8	U		<5.8	U		<4.8	U		<3.9	U		<3.9	U		<3.8	U		<3.8	U		<3.8	U	
		VMP-16-31-090310	9/3/2010	<0.0087	U		<0.0087	U		<0.0087	U		0.0018	J		<0.0058	U		<0.0058	U		<0.0057	U		<0.0057	U		<0.0057	U	
		VMP-16-31-112910	11/29/2010	<33	U		<33	U		<33	U		<27	U		<22	U		<22	U		<22	U		<22	U		<22	U	
		VMP-16-31-042512	4/25/2012	<26	U		<26	U		<26	U		<21	U		<17	U		<17	U		<17	U		<17	U		<17	U	
		VMP-16-31-073012	7/30/2012	<21	U		<21	U		<21	U		<17	U		<14	U		<14	U		<14	U		<14	U		<14	U	
VMP-17	5 ft	VMP-17-5	6/21/2010	<0.008	U		<0.008	U		<0.008	U		0.0022	J		<0.005	U		<0.005	U		<0.005	U		<0.005	U		<0.005	U	
		VMP-17-5-DUP	6/21/2010	<0.009	U		<0.009	U		<0.009	U		0.002	J		<0.006	U		<0.006	U		<0.005	U		<0.005	U		<0.005	U	
		VMP-17-5-090110	9/1/2010	0.002	J		<0.0081	U		<0.0081	U		0.0026	J		<0.0054	U		<0.0054	U		<0.0053	U		<0.0053	U		<0.0053	U	
		VMP-17-5-112210	11/22/2010	<0.0081	U		<0.0081	U		<0.0081	U		0.0022	J		<0.0054	U		<0.0054	U		<0.0053	U		<0.0053	U		<0.0053	U	
		VMP-17-5-020711	2/7/2011	<0.0076	J	U	<0.0076	J	U	<0.0076	J	U	0.0013	J		<0.0051	U		<0.0051	U		<0.005	U		<0.005	U		<0.005	U	
		VMP-17-5-040611	4/6/2011	<0.03	U		<0.03	U		<0.03	U		<0.025	U		<0.02	U		<0.02	U		<0.02	U		<0.02	U		<0.02	U	
		VMP-17-5-080111	8/1/2011	<0.12	U		<0.12	U		<0.12	U		<0.095	U		<0.078	U		<0.078	U		<0.076	U		<0.076	U		<0.076	U	
		VMP-17-5-110711	11/7/2011	<0.0051	U		<0.0051	J	U	<0.0051	J	U	0.0018	J		<0.0035	U		<0.0035	U		<0.0034	U		<0.0034	U		<0.0034	U	
		VMP-17-5-012612	1/26/2012	<0.0054	U		<0.0054	U		<0.0054	U		0.0022	J		<0.0036	U		<0.0036	U		<0.0035	U		0.0092			<0.0035	U	
		VMP-17-5-041112	4/11/2012	<0.0055	U		<0.0055	U		<0.0055	J	U	0.0017	J		<0.0037	U		<0.0037	U		<0.0036	U		<0.0036	U		<0.0036	U	
		VMP-17-5-071112	7/11/2012	<0.0059	U		<0.0059	U		<0.0059	U		0.0026	J		<0.004	U		<0.004	U		<0.0039	U		<0.0039	U		<0.0039	U	
VMP-25	5 ft	VMP-25-5-031511	3/15/2011	<0.073	U		<0.073	U		<0.073	U		<0.06	U		<0.049	U		<0.049	U		<0.048	U		<0.048	U		<0.048	U	
		VMP-25-5-040811	4/8/2011	<0.033	J	U	<0.033	U		<0.033	U		<0.027	U		<0.022	U		<0.022	U		<0.022	U		<0.022	U		<0.022	U	
		VMP-25-5-080911	8/9/2011	<0.007	J	U	<0.007	J	U	<0.007	J	U	0.0025	J		<0.0047	U		0.0022	J		<0.0046	U		<0.0046	U		<0.0046	U	
		VMP-25-5-111711	11/17/2011	<0.005	U		<0.005	U		<0.005	U		0.0014	J	J	<0.0034	U		<0.0034	U		<0.0033	U		<0.0033	U		<0.0033	U	
		VMP-25-5-013112	1/31/2012	<0.037	U		<0.037	U		<0.037	U		<0.03	U		<0.025	U		<0.025	U		<0.024	U		<0.024	U		<0.024	U	
		VMP-25-5-042512	4/25/2012	<0.0057	U		<0.0057	U		<0.0057	J	U	0.0023	J		<0.0039	U		<0.0039	U		<0.0038	U		<0.0038	U		<0.0038	U	
		VMP-25-5-072612	7/26/2012	<0.02	U		<0.02	U		0.0024	J	U	<0.016	U		<0.013	U		<0.013	U		<0.013	U		<0.013	U		<0.013	U	
	21 ft	VMP-25-21-031511	3/15/2011	<14	U		<14	U		<14	U		<12	U		<9.6	U		<9.6	U		<9.4	U		<9.4	U		<9.4	U	
		VMP-25-21-031511-DUP	3/15/2011	<18	U		<18	U		<18	U		<15	U		<12	U		<12	U		<12	U		<12	U		<12	U	
		VMP-25-21-040811	4/8/2011	22	J		<150	U		<150	U		<120	U		<100	U		<100	U		<100	U		<100	U		<100	U	
		VMP-25-21-040811-DUP	4/8/2011	<150	U		<150	U		<150	U		<130	U		<100	U		<100	U		<100	U		<100	U		<100	U	
		VMP-25-21-080911	8/9/2011	<50	U		<50	U		<50	U		<41	U		<33	U		<33	U		22	J		11	J		<33	U	
		VMP-25-21-111711	11/17/2011	<68	U		<68	U		<68	U		<56	U	UJ	<46	U		<46	U		<45	U		<45	U		<45	U	
		VMP-25-21-111711-DUP	11/17/2011	<100	U		<100	U		<100	U		<82	U	UJ	<67	U		<67	U		<66	U		<66	U		<66	U	
		VMP-25-21-013112	1/31/2012	<35	U		<35	U		<35	U		<29	U		<24	U		<24	U		<23	U		<23	U		<23	U	
		VMP-25-21-013112-DUP	2/1/2012	<33	U		<33	U		<33	U		<27	U		<22	U		<22	U		<22	U		<22	U		<22	U	
		VMP-25-21-042512	4/25/2012	<22	U		<22	U		<22	U		<18	U		<15	U		<15	U		<15	U		<15	U		<15	U	
		VMP-25-21-072612	7/26/2012	<38	U		<38	U		<38	U		<31	U		<26	U		<25	U		<25	U		<25	U		<25	U	
VMP-29	10 ft	VMP-29-10-073012	7/30/2012	<0.064	U		<0.064	U		<0.064	U		<0.052	U		<0.043	U		<0.043	U		<0.042	U		<0.042	U		<0.042	U	
	20 ft	VMP-29-20-073012	7/30/2012	<0.75	U		<0.75	U		<0.75	U		<0.62	U		<0.51	U		<0.51	U		<0.5	U		<0.5	U		<0.5	U	
		VMP-29-20-073012-Dup	7/30/2012	<0.7	U		<0.7	U		<0.7	U		<0.58	U		<0.47	U		<0.47	U		<0.46	U		<0.46	U		<0.46	U	
	30 ft	VMP-29-30-073012	7/30/2012	<0.12	U		<0.12	U		<0.12	U		<0.1	U		<0.083	U		<0.083	U		<0.082	U		<0.082	U		<0.082	U	
VMP-30	10 ft	VMP-30-10-073012	7/30/2012	<0.22	U		<0.22	U		<0.22	U		<0.18	U		<0.15	U		<0.15	U		<0.15	U		<0.15	U		<0.15	U	
	20 ft	VMP-30-20-073012	7/30/2012	<0.96	U		<0.96	U		<0.96	U		<0.79	U		<0.64	U		<0.64	U		<0.63	U		<0.63	U		<0.63	U	
	30 ft	VMP-30-30-073012	7/30/2012	<0.98	U		<0.98	U		<0.98	U		<0.81	U		<0.66	U		<0.66	U		<0.65	U		<0.65	U		<0.65	U	
VMP-41	10 ft	VMP-41-10-072712	7/27/2012	<0.0073	U		<0.0073	U		<0.0073	U		<0.006	U		<0.0049	U		<0.0049	U		<0.0048	U		<0.0048	U		<0.0048	U	
	20 ft	VMP-41-20-072712	7/27/2012	<0.0056	U		<0.0056	U		<0.0056	U		0.003	J		<0.0038	U		<0.0038	U		<0.0037	U		<0.0037	U		<0.0037	U	
		VMP-41-20-072712-Dup	7/27/2012	<0.0057	U		<0.0057	U		<0.0057	U		0.0032	J		<0.0039	U		<0.0039	U		<0.0038	U		<0.0038	U		<0.0038	U	
	30 ft	VMP-41-30-072712	7/27/2012	<0.0057	U		<0.0057	U		<0.0057	U		0.003	J		<0.0039	U		<0.0039	U		<0.0038	U		<0.0038	U		<0.0038	U	

Notes
< Indicates the constituent was not detected at the indicated reporting
Lab Qualifiers
J = Estimated value (e.g. results between the MDL and RL)
U = Compound analyzed for but not detected above the RL
URS Qualifiers
J = Estimated detection
UJ = Estimated non-detect
U = Non-detect due to blank contamination

SEE PAGES 22 THROUGH 28 OF TABLE FOR NOTES

TABLE 4
CUMULATIVE SUMMARY OF SOIL VAPOR ANALYTICAL DETECTIONS AND SCREENING RESULTS: PUBLIC WORKS YARD AND WRR - VOCS

Location	Depth	Sample ID	Sample Date	Dichloromethane (Methylene			1,2-Dichloropropane			cis-1,3-Dichloropropene			trans-1,3-Dichloropropene			1,4-Dioxane			Ethanol			Ethylbenzene			4-Ethyltoluene			Freon 113		
				45			0.46			6.2			6.2			2.3						8300								
				Result	Lab	URS	Result	Lab	URS	Result	Lab	URS	Result	Lab	URS	Result	Lab	URS	Result	Lab	URS	Result	Lab	URS	Result	Lab	URS	Result	Lab	URS
VMP-16	5 ft	VMP-16-5	11/20/2009	<0.058	U		<0.078	U		<0.076	U		<0.076	U		<0.24	U		<0.13	U		<0.073	U		<0.083	U		<0.13	U	
		VMP-16-5-090210	9/2/2010	<8.3	U		<11	U		<11	U		<11	U		<34	U		<18	U		12			2.5	J		<18	U	
		VMP-16-5-112910	11/29/2010	<3.8	U		<5	U		<4.9	U		<4.9	U		<16	U		<8.2	U		7.5		J	<5.4	U		<8.4	U	
		VMP-16-5-021511	2/15/2011	<2.3	U		<3	U		<3	U		<3	U		<9.5	U		<5	U		<2.9	U		<3.2	U		<5	U	
		VMP-16-5-042211	4/22/2011	<3	U		<4.1	U		<4	U		<4	U		<13	U		<6.6	U		<3.8	U		<4.3	U		<6.7	U	
		VMP-16-5-080511	8/5/2011	<0.98	U		<1.3	U		<1.3	U		<1.3	U		<4	U		<2.1	U		<1.2	U		<1.4	U		<2.2	U	
		VMP-16-5-042512	4/25/2012	0.82	J		<4.4	U		<4.3	U		<4.3	U		<14	U		<7.2	U		<4.1	U		<4.7	U		<7.3	U	
		VMP-16-5-073012	7/30/2012	0.31	J	J	<4.1	U		<4.1	U		<4.1	U		<13	U		<6.7	U		0.64	J	J	<4.4	U		<6.8	U	
	13.5 ft	VMP-16-13.5	11/19/2009	<0.26	U		<0.34	U		<0.34	U		<0.34	U		<1.1	U		<0.56	U		<0.32	U		<0.37	U		<0.57	U	
		VMP-16-13.5-090210	9/2/2010	2.1	J		<11	U		<11	U		<11	U		<36	U		<19	U		15			3.4	J		<19	U	
		VMP-16-13.5-090210-DUP	9/2/2010	<8.6	U		<11	U		<11	U		<11	U		<36	U		<19	U		15			2.9	J		<19	U	
		VMP-16-13.5-112910	11/29/2010	<24	U		<32	U		<32	U		<32	U		<100	U		<53	U		9.9	J		<34	U		<54	U	
		VMP-16-13.5-021611	2/16/2011	<4.7	U		<6.2	U		<6.1	U		<6.1	U		<19	U		<10	U		<5.8	U		<6.6	U		<10	U	
		VMP-16-13.5-021611-DUP	2/16/2011	<4.6	U		<6.1	U		<6	U		<6	U		<19	U		<9.9	U		<5.7	U		<6.5	U		<10	U	
		VMP-16-13.5-042211	4/22/2011	<4.9	U		<6.6	U		<6.4	U		<6.4	U		<20	U		<11	U		<6.2	U		<7	U		<11	U	
		VMP-16-13.5-080511	8/5/2011	<0.48	U	UJ	<0.64	U	UJ	<0.63	U	UJ	<0.63	U	UJ	<2	U	UJ	<1	U	UJ	<0.6	U	UJ	<0.68	U	UJ	<1	U	UJ
		VMP-16-13.5-042512	4/25/2012	<0.53	U		<0.7	U		<0.69	U		<0.69	U		<2.2	U		<1.1	U		3.2		J	0.39	J	J	<1.2	U	
		VMP-16-13.5-073012	7/30/2012	4.8	J		<21	U		<21	U		<21	U		<66	U		<34	U		<20	U		<22	U		<35	U	
	19 ft	VMP-16-19	11/19/2009	<2.2	U		<3	U		<2.9	U		<2.9	U		<9.3	U		<4.9	U		<2.8	U		<3.2	U		<4.9	U	
		VMP-16-19-090210	9/2/2010	<8.6	U		<11	U		<11	U		<11	U		<36	U		<19	U		23			3.2	J		<19	U	
		VMP-16-19-112910	11/29/2010	<19	U		<25	U		<24	U		<24	U		<78	U		<41	U		14	J		<26	U		<41	U	
		VMP-16-19-021611	2/16/2011	<4.5	U		<6	U		<5.8	U		<5.8	U		<18	U		<9.7	U		<5.6	U		<6.3	U		<9.9	U	
		VMP-16-19-042711	4/27/2011	1	J		<6.1	U		<6	U		<6	U		<19	U		<9.9	U		<5.7	U		<6.5	U		<10	U	
		VMP-16-19-042711-DUP	4/27/2011	0.54	J		<6	U		<5.8	U		<5.8	U		<18	U		<9.7	U		<5.6	U		<6.3	U		<9.9	U	
		VMP-16-19-042512	4/25/2012	2.5	J		<16	U		<16	U		<16	U		<51	U		<27	U		7.3	J		<17	U		<27	U	
		VMP-16-19-073012	7/30/2012	1.7	J		<15	U		<14	U		<14	U		<46	U		<24	U		12	J		<16	U		<24	U	
	31 ft	VMP-16-31	11/19/2009	<3.4	U		<4.5	U		<4.4	U		<4.4	U		<14	U		<7.3	U		<4.2	U		<4.8	U		<7.4	U	
		VMP-16-31-D	11/19/2009	<3.4	U		<4.5	U		<4.4	U		<4.4	U		<14	U		<7.3	U		<4.2	U		<4.8	U		<7.4	U	
		VMP-16-31-090310	9/3/2010	<0.005	U		<0.0067	U		<0.0066	U		<0.0066	U		<0.021	U		0.014			0.002	J		<0.0071	U		<0.011	U	
		VMP-16-31-112910	11/29/2010	<19	U		<25	U		<25	U		<25	U		<78	U		<41	U		15	J		<27	U		<42	U	
		VMP-16-31-042512	4/25/2012	3.4	J		<20	U		<19	U		<19	U		<62	U		<32	U		3.4	J		<21	U		<33	U	
		VMP-16-31-073012	7/30/2012	5.2	J		<16	U		<16	U		<16	U		<50	U		6	J	J	<15	U		<17	U		<27	U	
VMP-17	5 ft	VMP-17-5	6/21/2010	<0.005	U		<0.006	U		<0.006	U		<0.006	U		<0.021	U		<0.011	U		<0.006	U		<0.007	U		<0.011	U	
		VMP-17-5-DUP	6/21/2010	<0.005	U		<0.006	U		<0.006	U		<0.006	U		<0.022	U		<0.011	U		<0.006	U		<0.007	U		<0.011	U	
		VMP-17-5-090110	9/1/2010	<0.0047	U		<0.0062	U		<0.0061	U		<0.0061	U		0.0033	J		0.022			0.0039	J	J	<0.0066	U		<0.01	U	U
		VMP-17-5-112210	11/22/2010	<0.0047	U		<0.0062	U		<0.0061	U		<0.0061	U		0.0036	J		0.011			<0.0058	U		<0.0066	U		<0.01	U	
		VMP-17-5-020711	2/7/2011	0.001	J		<0.0058	U		<0.0057	U		<0.0057	U		0.0034	J		<0.0095	U		<0.0055	U		<0.0062	U		<0.0096	U	
		VMP-17-5-040611	4/6/2011	<0.018	U		<0.023	U		<0.023	U		<0.023	U		<0.073	U		<0.038	U		<0.022	U		<0.025	U		<0.039	U	
		VMP-17-5-080111	8/1/2011	<0.067	U		<0.089	U		<0.087	U		<0.087	U		<0.28	U		0.17			<0.084	U		<0.095	U		<0.15	U	
		VMP-17-5-110711	11/7/2011	<0.003	J	U	<0.004	U		<0.0039	U		<0.0039	U		<0.012	U		0.044			<0.0037	U		<0.0042	J	U	<0.0066	U	
		VMP-17-5-012612	1/26/2012	0.0011	J		<0.0041	U		<0.0041	U		<0.0041	U		<0.013	U		0.0099			0.0012	J		<0.0044	U		<0.0068	U	
		VMP-17-5-041112	4/11/2012	<0.032	J	U	0.00079	J		<0.0042	U		<0.0042	U		<0.013	U		0.015			0.0023	J		<0.0045	U		<0.007	U	
		VMP-17-5-071112	7/11/2012	<0.034	U		<0.0045	U		<0.0044	U		<0.0044	U		<0.014	U		0.064			0.0031	J		0.0012	J	U	<0.0075	U	
VMP-25	5 ft	VMP-25-5-031511	3/15/2011	<0.042	U		<0.056	U		<0.055	U		<0.055	U		<0.17	U		<0.091	U		0.07			0.12			<0.093	U	
		VMP-25-5-040811	4/8/2011	0.0095	J		<0.025	U		<0.025	U		<0.025	U		<0.079	U		0.033	J		<0.024	U		<0.027	U		<0.042	U	
		VMP-25-5-080911	8/9/2011	0.026			0.0029	J		<0.0053	U		<0.0053	J	U	<0.017	U		0.1			0.01			<0.0057	J	U	<0.0089	U	
		VMP-25-5-111711	11/17/2011	0.001	J		<0.0039	U		<0.0038	U		<0.0038	U		<0.012	U		0.0071			<0.0036	U		<0.0041	U		<0.0064	U	
		VMP-25-5-013112	1/31/2012	<0.021	U		<0.028	U		<0.028	U		<0.028	U		<0.088	U		<0.046	U		0.0044	J		<0.03	U		<0.047	U	
		VMP-25-5-042512	4/25/2012	<0.033	J	U	<0.0044	U		<0.0043	U		<0.0043	U		<0.014	U		0.058			0.003	J		0.0019	J		<0.0073	U	
		VMP-25-5-072612	7/26/2012	0.0017	J	U	<0.015	U		<0.015	U		<0.015	U		<0.047	U		0.019	J		0.014			0.01	J		<0.025	U	
	21 ft	VMP-25-21-031511	3/15/2011	2.7	J		<11	U		<11	U		<11	U		<34	U		12	J		11			1.7	J		<18	U	
		VMP-25-21-031511-DUP	3/15/2011	<10	U		<14	U		<14	U		<14	U		<44	U		14	J		11	J		<15	U		<23	U	
		VMP-25-21-040811	4/8/2011	<88	U		<120	U		<110	U		<110	U		<360	U		<190	U		<110	U		<120	U		<190	U	
		VMP-25-21-040811-DUP	4/8/2011	<88	U		<120	U		<120	U		<120	U		<370	U		<190	U		<110	U		<120	U		<200	U	
		VMP-25-21-080911	8/9/2011	<29	U		<38	U		<37	U		<37	U		<120	U		<62	U		210			190			<63	U	
		VMP-25-21-111711	11/17/2011	15	J		<52	U		<51	U		<51	U		<160	U		<85	U		<49	U		<55	U		<86	U	
		VMP-25-21-111711-DUP	11/17/2011	18	J		<77	U		<75	U		<75	U		<240	U		<120	U		<72	U		<82	U		<130	U	
		VMP-25-21-013112	1/31/2012	<20	U		<27	U		<26	U		<26	U		<84	U		<44	U		<25	U		<29	U		<45	U	
		VMP-25-21-013112-DUP	2/1/2012	<19	U		<25	U		<25	U		<25	U		<78	U		<41	U		<24	U		<27	U		<42	U	
		VMP-25-21-042512	4/25/2012	<13	U		<17	U		<17	U		<17	U		<54	U		<28	U		<16	U		<18	U		<28	U	
		VMP-25-21-072612	7/26/2012	8.6	J		<29	U		<28	U		<28	U		<91	U		<47	U		<27	U		<31	U		<48	U	
VMP-29	10 ft	VMP-29-10-073012	7/30/2012	<0.37	U		<0.049	U		<0.048	U		<0.048	U		<0.15	U		0.034	J		<0.046	U		<0.052	U		<0.081	U	
	20 ft	VMP-29-20-073012	7/30/2012	<0.44	U		<0.58	U		<0.57	U		<0.57	U		<1.8	U		0.3	J		<0.54	U		<0.62	U		<0.96	U	
		VMP-29-20-073012-Dup	7/30/2012	<0.41	U		<0.54	U		<0.53	U		<0.53	U		<1.7	U		0.19	J		<0.51	U		<0.58	U		<0.9	U	
	30 ft	VMP-29-30-073012	7/30/2012	<0.072	U		<0.095	U		<0.093	U		<0.093	U		<0.3	U		0.18			<0.089	U		<0.1	U		<0.16	U	
VMP-30	10 ft	VMP-30-10-073012	7/30/2012	<0.13	U		<0.17	U		<0.17	U		<0.17	U		<0.54	U		<0.28	U		<0.16	U		<0.18	U		<0.29	U	
	20 ft	VMP-30-20-073012	7/30/2012	0.11	J		<0.73	U		<0.72	U		<0.72	U		<2.3	U		<1.2	U		<0.69	U		<0.78	U		<1.2	U	
	30 ft	VMP-30-30-073012	7/30/2012	0.16	J		<0.76	U		<0.74	U		<0.74	U		<2.4	U		<1.2	U		<0.71	U		<0.8	U		<1.2	U	
VMP-41	10 ft	VMP-41-10-072712	7/27/2012	0.0023	J	U	<0.0056	U		<0.0055	U		<0.0055	U		<0.018	U		0.072			0.0059			0.0015	J		<0.0093	U	
	20 ft	VMP-41-20-072712	7/27/2012	0.0019	J	U	<0.0043	U		<0.0042	U		<0.0042	U		<0.013	U		0.042			0.003	J		0.0009	J		<0.0072	U	
		VMP-41-20-072712-Dup	7/27/2012	0.0017	J	U	<0.0044	U		<0.0043	U		<0.0043	U		<0.014	U		0.028			0.003	J		0.00079	J		<0.0073	U	
	30 ft	VMP-41-30-072712	7/27/2012	0.0018	J	U	<0.0044	U		<0.0043	U		<0.0043	U		<0.014	U		0.12			0.0032	J		0.00082	J		<0.0073	U	

Notes
< Indicates the constituent was not detected at the indicated reporting
Lab Qualifiers
J = Estimated value (e.g. results between the MDL and RL)
U = Compound analyzed for but not detected above the RL
URS Qualifiers
J = Estimated detection
UJ = Estimated non-detect
U = Non-detect due to blank contamination

SEE PAGES 22 THROUGH 28 OF TABLE FOR NOTES

TABLE 4
CUMULATIVE SUMMARY OF SOIL VAPOR ANALYTICAL DETECTIONS AND SCREENING RESULTS: PUBLIC WORKS YARD AND WRR - VOCS

Location	Depth	Sample ID	Sample Date	Freon 114			Heptane			Hexachlorobutadiene			Hexane			2-Hexanone (Methyl N-Butyl			Isopentane			Isopropylbenzene (Cumene) 3500			4-Methyl-2-pentanone (Methyl			Methyl tert-Butyl Ether (MTBE) 23000		
				Result	Lab	URS	Result	Lab	URS	Result	Lab	URS	Result	Lab	URS	Result	Lab	URS	Result	Lab	URS	Result	Lab	URS	Result	Lab	URS	Result	Lab	URS
VMP-16	5 ft	VMP-16-5	11/20/2009	<0.12	U		<0.069	U		<0.72	U		<0.059	U		<0.28	U					<0.083	U		<0.069	U		<0.061	U	
		VMP-16-5-090210	9/2/2010	<17	U		14			<100	U		6.3	J		<39	U					14			<9.7	U		2.7	J	
		VMP-16-5-112910	11/29/2010	<7.6	U		<4.5	U		<46	U		<3.8	U		<18	U					4.2	J	J	<4.5	U		1.2	J	J
		VMP-16-5-021511	2/15/2011	<4.6	U		<2.7	U		<28	U		45		J	<11	U					<3.2	U		<2.7	U		<2.4	U	
		VMP-16-5-042211	4/22/2011	<6.2	U		<3.6	U		<38	U		4.8			<36	U		4800			<4.3	U		<36	U		1.9	J	
		VMP-16-5-080511	8/5/2011	<2	U		<1.2	U		<12	U		1.4			<4.6	U		760			<1.4	U		<1.2	U		0.29	J	
		VMP-16-5-042512	4/25/2012	<6.7	U		<3.9	U		<41	U		<3.4	U		<16	U		2400			<4.7	U		<3.9	U		0.83	J	
		VMP-16-5-073012	7/30/2012	<6.2	U		<3.7	U		<38	U		<3.2	U		<15	U		1400		J	0.58	J	J	<3.7	U		0.84	J	J
	13.5 ft	VMP-16-13.5	11/19/2009	<0.52	U		<0.3	U		<3.2	U		<0.26	U		<1.2	U					<0.37	U		<0.3	U		<0.27	U	
		VMP-16-13.5-090210	9/2/2010	<17	U		13			<100	U		6.6	J	J	<40	U					15			<10	U		2.9	J	
		VMP-16-13.5-090210-DUP	9/2/2010	<17	U		12			<100	U		9.7		J	<40	U					16			<10	U		3.1	J	
		VMP-16-13.5-112910	11/29/2010	<49	U		<29	U		<300	U		<25	U		<110	U					<34	U		<29	U		<25	U	
		VMP-16-13.5-021611	2/16/2011	<9.4	U		<5.5	U		<57	U		12			<22	U					<6.6	U		<5.5	U		<4.8	U	
		VMP-16-13.5-021611-DUP	2/16/2011	<9.2	U		<5.4	U		<56	U		10			<22	U					<6.5	U		<5.4	U		<4.8	U	
		VMP-16-13.5-042211	4/22/2011	<9.9	U		<5.8	U		<60	U		5			<58	U		4800			<7	U		<58	U		2.6	J	
		VMP-16-13.5-080511	8/5/2011	<0.96	U	UJ	<0.56	U	UJ	<5.9	U	UJ	5.8		J	<2.3	U	UJ	190		J	<0.68	U	UJ	<0.56	U	UJ	0.29	J	J
		VMP-16-13.5-042512	4/25/2012	<1.1	U		<0.62	U		<6.5	U		<0.54	U		<2.5	U		5200			0.8		J	<0.62	U		<0.55	U	
		VMP-16-13.5-073012	7/30/2012	<32	U		<19	U		<200	U		9	J		<75	U		4100			<22	U		<19	U		2.7	J	
	19 ft	VMP-16-19	11/19/2009	<4.5	U		<2.6	U		<28	U		<2.3	U		<10	U					<3.2	U		<2.6	U		<2.3	U	
		VMP-16-19-090210	9/2/2010	<17	U		14			<100	U		7.5	J		<40	U					24			<10	U		3.1	J	
		VMP-16-19-112910	11/29/2010	<38	U		<22	U		<230	U		<19	U		<88	U					9.4	J		<22	U		<19	U	
		VMP-16-19-021611	2/16/2011	<9	U		<5.3	U		<55	U		7.4			<21	U					<6.3	U		<5.3	U		<4.6	U	
		VMP-16-19-042711	4/27/2011	<9.2	U		<5.4	U		<56	U		1.8	J		<54	U		2800			<6.5	U		<54	U		1.2	J	
		VMP-16-19-042711-DUP	4/27/2011	<9	U		<5.3	U		<55	U		1.7	J		<53	U		2800			<6.3	U		<53	U		1.3	J	
		VMP-16-19-042512	4/25/2012	<25	U		<14	U		<150	U		<12	U		<58	U		5600			2.3	J		<14	U		4	J	
		VMP-16-19-073012	7/30/2012	<22	U		<13	U		<130	U		4.9	J		<52	U		5200			3.3	J		<13	U		3.3	J	
	31 ft	VMP-16-31	11/19/2009	<6.8	U		<4	U		<41	U		<3.4	U		<16	U					<4.8	U		<4	U		<3.5	U	
		VMP-16-31-D	11/19/2009	<6.8	U		<4	U		<41	U		<3.4	U		<16	U					<4.8	U		<4	U		<3.5	U	
		VMP-16-31-090310	9/3/2010	<0.01	U		<0.0059	U		<0.062	U		0.0028	J		<0.024	U					0.0037	J		<0.0059	U		0.014		
		VMP-16-31-112910	11/29/2010	<38	U		<22	U		<230	U		<19	U		<89	U					12	J		<22	U		<20	U	
		VMP-16-31-042512	4/25/2012	<30	U		<18	U		<180	U		<15	U		<70	U		6200			3.6	J		<18	U		4.8	J	
		VMP-16-31-073012	7/30/2012	<24	U		<14	U		<150	U		5.6	J		<57	U		6200			<17	U		<14	U		3.3	J	
VMP-17	5 ft	VMP-17-5	6/21/2010	<0.01	U		0.023			<0.062	U		0.41			<0.024	U					<0.007	U		<0.006	U		<0.005	U	
		VMP-17-5-DUP	6/21/2010	<0.01	U		0.019			<0.064	U		0.35			<0.024	U					<0.007	U		<0.006	U		<0.005	U	
		VMP-17-5-090110	9/1/2010	<0.0094	U		0.043			<0.057	U	UJ	0.088			<0.022	U					<0.0066	U		<0.0055	U		<0.0048	U	
		VMP-17-5-112210	11/22/2010	<0.0094	U		<0.0055	U		<0.057	U		0.0013	J		<0.022	U					<0.0066	U		<0.0055	U		<0.0048	U	
		VMP-17-5-020711	2/7/2011	<0.0088	U		0.016			<0.054	U		0.02			<0.021	U					<0.0062	U		<0.0052	U		<0.0045	U	
		VMP-17-5-040611	4/6/2011	<0.035	U		0.025			<0.22	U		0.11			<0.083	U		0.18			<0.025	U		<0.021	U		<0.018	U	
		VMP-17-5-080111	8/1/2011	<0.13	U		0.028	J		<0.82	U		0.24			<0.32	U		12			0.035	J		0.088			<0.069	U	
		VMP-17-5-110711	11/7/2011	<0.006	U		0.0009	J		<0.036	U		0.00088	J		0.00053	J		0.0054	J		0.0017	J		0.012			<0.0031	U	
		VMP-17-5-012612	1/26/2012	<0.0062	U		<0.0037	U		<0.038	U		0.00056	J		<0.015	U		0.0026	J		0.0056			0.039			<0.0032	U	
		VMP-17-5-041112	4/11/2012	<0.0064	U		0.0022	J		<0.039	U		0.0025	J		<0.015	U		0.0034	J		0.027			0.073			<0.0033	U	
		VMP-17-5-071112	7/11/2012	<0.0068	U		0.0035	J		<0.042	U		0.0047			0.0023	J	U	0.025			0.039			0.25			<0.0035	U	
VMP-25	5 ft	VMP-25-5-031511	3/15/2011	<0.084	U		0.6			<0.52	U		1.3			<0.2	U					0.28			<0.05	U		<0.044	U	
		VMP-25-5-040811	4/8/2011	<0.038	U		<0.022	U		<0.23	U		0.093			<0.09	U		0.27			<0.027	U		<0.022	U		0.019	J	
		VMP-25-5-080911	8/9/2011	<0.0081	U		0.034			<0.05	U		0.1			<0.019	U		0.53			0.0083			0.039			0.0023	J	
		VMP-25-5-111711	11/17/2011	<0.0059	U		<0.0034	U		<0.036	U		<0.003	U		<0.014	U		0.0036	J		0.00079	J		0.0037			<0.003	U	
		VMP-25-5-013112	1/31/2012	<0.043	U		0.072			<0.26	U		0.41			<0.1	U		6.3			0.0054	J		0.082			<0.022	U	
		VMP-25-5-042512	4/25/2012	<0.0067	U		0.0016	J		<0.041	U		0.0024	J		<0.016	U		0.0041	J		0.024			0.086			<0.0034	U	
		VMP-25-5-072612	7/26/2012	<0.023	U		0.18			<0.14	U		0.51			<0.054	U		3			0.024			0.098			<0.012	U	
	21 ft	VMP-25-21-031511	3/15/2011	<16	U		420		J	<100	U		1700		J	<39	U					4.3	J		<9.7	U		<8.5	U	
		VMP-25-21-031511-DUP	3/15/2011	<21	U		650		J	<130	U		2700		J	<50	U					6.7	J		<12	U		<11	U	
		VMP-25-21-040811	4/8/2011	<180	U		480			<1100	U		2100			<410	U		23000			<120	U		<100	U		<91	U	
		VMP-25-21-040811-DUP	4/8/2011	<180	U		510			<1100	U		2100			<420	U		23000			<120	U		<100	U		<92	U	
		VMP-25-21-080911	8/9/2011	<58	U		700			<350	U		2800			<140	U		19000			9.7	J		<34	U		<30	U	
		VMP-25-21-111711	11/17/2011	<79	U		120			<480	U		840			<180	U		14000			<55	U		<46	U		<40	U	
		VMP-25-21-111711-DUP	11/17/2011	<120	U		110			<710	U		800			<270	U		14000			<82	U		<68	U		<60	U	
		VMP-25-21-013112	1/31/2012	<41	U		310			<250	U		1700			<96	U		20000			<29	U		<24	U		<21	U	
		VMP-25-21-013112-DUP	2/1/2012	<38	U		370			<230	U		1900			<89	U		22000			<27	U		<22	U		<20	U	
		VMP-25-21-042512	4/25/2012	<26	U		300			<160	U		1900			<61	U		21000			<18	U		<15	U		<13	U	
		VMP-25-21-072612	7/26/2012	<44	U		330			<270	U		2200			<100	U		22000			<31	U		<26	U		<23	U	
VMP-29	10 ft	VMP-29-10-073012	7/30/2012	<0.074	U		<0.043	U		<0.45	U		<0.037	U		<0.17	U		<0.12	U		0.025	J		0.082			<0.038	U	
	20 ft	VMP-29-20-073012	7/30/2012	<0.88	U		<0.51	U		<5.4	U		<0.44	U		<2	U		<1.5	U		<0.62	U		<0.51	U		<0.45	U	
		VMP-29-20-073012-Dup	7/30/2012	<0.82	U		<0.48	U		<5	U		<0.41	U		<1.9	U		<1.4	U		<0.58	U		<0.48	U		<0.42	U	
	30 ft	VMP-29-30-073012	7/30/2012	<0.14	U		<0.084	U		<0.88	U		<0.073	U		<0.34	U		0.09	J		0.031	J		0.091			<0.074	U	
VMP-30	10 ft	VMP-30-10-073012	7/30/2012	<0.26	U		<0.15	U		<1.6	U		<0.13	U		<0.61	U		<0.44	U		<0.18	U		<0.15	U		<0.13	U	
	20 ft	VMP-30-20-073012	7/30/2012	<1.1	U		<0.65	U		<6.8	U		<0.56	U		<2.6	U		<1.9	U		<0.78	U		<0.65	U		<0.57	U	
	30 ft	VMP-30-30-073012	7/30/2012	<1.1	U		<0.67	U		<7	U		<0.58	U		<2.7	U		0.31	J		<0.8	U		<0.67	U		<0.59	U	
VMP-41	10 ft	VMP-41-10-072712	7/27/2012	<0.0085	U		0.0099			<0.052	U		0.011			0.0028	J		0.12			0.04			0.16			<0.0044	U	
	20 ft	VMP-41-20-072712	7/27/2012	<0.0065	U		0.0028	J		<0.04	U		<0.0033	U		0.0017	J		<0.011	U		0.025			0.089			<0.0034	U	
		VMP-41-20-072712-Dup	7/27/2012	<0.0067	U		0.0015	J		<0.041	U		0.00086	J		0.0014	J		<0.011	U		0.025			0.09			<0.0034	U	
	30 ft	VMP-41-30-072712	7/27/2012	<0.0067	U		0.0081			<0.041	U		0.0062			0.0039	J		0.039			0.011			0.1			<0.0034	U	

Notes
< Indicates the constituent was not detected at the indicated reporting

Lab Qualifiers
J = Estimated value (e.g. results between the MDL and RL)
U = Compound analyzed for but not detected above the RL

URS Qualifiers
J = Estimated detection
UJ = Estimated non-detect
U = Non-detect due to blank contamination

SEE PAGES 22 THROUGH 28 OF TABLE FOR NOTES

TABLE 4
CUMULATIVE SUMMARY OF SOIL VAPOR ANALYTICAL DETECTIONS AND SCREENING RESULTS: PUBLIC WORKS YARD AND WRR - VOCS

Location	Depth	Sample ID	Sample Date	2-Propanol			n-Propylbenzene			Styrene			1,1,2,2-Tetrachloroethane			Tetrachloroethene			Tetrahydrofuran			Toluene			1,2,4-Trichlorobenzene			1,1,1-Trichloroethane (Methyl		
										8500						4						40000			50			41000		
				Result	Lab	URS	Result	Lab	URS	Result	Lab	URS	Result	Lab	URS	Result	Lab	URS	Result	Lab	URS	Result	Lab	URS	Result	Lab	URS	Result	Lab	URS
VMP-16	5 ft	VMP-16-5	11/20/2009	<0.16	U		<0.083	U		<0.072	U		<0.12	U		<0.11	U		<0.05	U		0.12			<0.5	U		<0.092	U	
		VMP-16-5-090210	9/2/2010	<23	U		20			<10	U		<16	U		<16	U		<7	U		<9	U		<71	U		<13	U	
		VMP-16-5-112910	11/29/2010	<11	U		4.4	J	J	<4.6	U		<7.5	U		<7.4	U		<3.2	U		<4.1	U		<32	U		<5.9	U	
		VMP-16-5-021511	2/15/2011	<6.5	U		1.4	J	J	<2.8	U		<4.5	U		<4.5	U		<1.9	U		2.4	J	J	<20	U		<3.6	U	
		VMP-16-5-042211	4/22/2011	<8.6	U		<4.3	U		<37	U		<6	U		<6	U		<2.6	U		<3.3	U		<26	U		<4.8	U	
		VMP-16-5-080511	8/5/2011	<2.8	U		<1.4	U		<1.2	U		<1.9	U		<1.9	U		<0.83	U		<1	U		<8.3	U		<1.5	U	
		VMP-16-5-042512	4/25/2012	<9.4	U		<4.7	U		<4.1	U		<6.6	U		1.4	J		<2.8	U		<3.6	U		<28	U		<5.2	U	
		VMP-16-5-073012	7/30/2012	<8.8	U		0.67	J	J	<3.8	U		<6.1	U		<6.1	U		<2.6	U		0.31	J	J	<26	U		<4.9	U	
	13.5 ft	VMP-16-13.5	11/19/2009	<0.73	U		<0.37	U		<0.32	U		<0.51	U		<0.5	U		<0.22	U		0.46			<2.2	U		<0.41	U	
		VMP-16-13.5-090210	9/2/2010	<24	U		24			<10	U		<17	U		<17	U		<7.3	U		1.4	J		<73	U		<13	U	
		VMP-16-13.5-090210-DUP	9/2/2010	<24	U		23			<10	U		<17	U		<17	U		<7.3	U		1.6	J		<73	U		<13	U	
		VMP-16-13.5-112910	11/29/2010	<69	U		<34	U		<30	U		<48	U		<47	U		<21	U		<26	U		<210	U		<38	U	
		VMP-16-13.5-021611	2/16/2011	<13	U		<6.6	U		<5.7	U		<9.2	U		<9.1	U		<4	U		<5.1	U		<40	U		<7.3	U	
		VMP-16-13.5-021611-DUP	2/16/2011	<13	U		<6.5	U		<5.6	U		<9.1	U		<9	U		<3.9	U		<5	U		<39	U		<7.2	U	
		VMP-16-13.5-042211	4/22/2011	<14	U		<7	U		<60	U		<9.7	U		<9.6	U		<4.2	U		<5.4	U		<42	U		<7.7	U	
		VMP-16-13.5-080511	8/5/2011	<1.4	U	UJ	<0.68	U	UJ	<0.59	U	UJ	<0.95	U	UJ	<0.94	U	UJ	<0.41	U	UJ	0.12	J	J	<4.1	U	UJ	<0.75	U	
		VMP-16-13.5-042512	4/25/2012	0.094	J	J	1.1		J	<0.65	U		<1	U		0.14	J	J	<0.45	U		<0.57	U		<4.5	U		<0.83	U	
		VMP-16-13.5-073012	7/30/2012	<45	U		<22	U		<19	U		<31	U		<31	U		<13	U		2.5	J		<140	U		<25	U	
	19 ft	VMP-16-19	11/19/2009	<6.3	U		<3.2	U		<2.7	U		<4.4	U		<4.4	U		<1.9	U		<2.4	U		<19	U		<3.5	U	
		VMP-16-19-090210	9/2/2010	<24	U		35			<10	U		<17	U		<17	U		<7.3	U		<9.3	U		<73	U		<13	U	
		VMP-16-19-112910	11/29/2010	<53	U		12	J		<23	U		<37	U		<37	U		<16	U		<20	U		<160	U		<29	U	
		VMP-16-19-021611	2/16/2011	<13	U		<6.3	U		<5.5	U		<8.8	U		<8.8	U		<3.8	U		<4.9	U		<38	U		<7	U	
		VMP-16-19-042711	4/27/2011	<13	U		<6.5	U		<56	U		<9.1	U		<9	U		<3.9	U		<5	U		<39	U		<7.2	U	
		VMP-16-19-042711-DUP	4/27/2011	<13	U		<6.3	U		<55	U		<8.8	U		<8.8	U		<3.8	U		<4.9	U		<38	U		<7	U	
		VMP-16-19-042512	4/25/2012	<35	U		4	J		<15	U		<24	U		<24	U		<10	U		<13	U		<100	U		<19	U	
		VMP-16-19-073012	7/30/2012	<31	U		5.2	J		<13	U		<22	U		<21	U		<9.3	U		1.6	J		<94	U		<17	U	
	31 ft	VMP-16-31	11/19/2009	<9.5	U		<4.8	U		<4.1	U		<6.6	U		<6.6	U		<2.9	U		<3.6	U		<29	U		<5.3	U	
		VMP-16-31-D	11/19/2009	<9.5	U		<4.8	U		<4.1	U		<6.6	U		<6.6	U		<2.9	U		<3.6	U		<29	U		<5.3	U	
		VMP-16-31-090310	9/3/2010	0.041			0.0047	J		<0.0062	U		<0.0099	U		<0.0098	U		<0.0043	U		0.0016	J		<0.043	U		<0.0079	U	
		VMP-16-31-112910	11/29/2010	<54	U		14	J		<23	U		<37	U		<37	U		<16	U		<20	U		<160	U		<30	U	
		VMP-16-31-042512	4/25/2012	<42	U		6.3	J		<18	U		<29	U		<29	U		<13	U		<16	U		<130	U		<23	U	
		VMP-16-31-073012	7/30/2012	<34	U		<17	U		<15	U		<24	U		<24	U		<10	U		4	J		<100	U		<19	U	
VMP-17	5 ft	VMP-17-5	6/21/2010	2.1	E	J	<0.007	U		<0.006	U		<0.01	U		<0.009	J	U	<0.004	U		0.001	J		<0.043	U		<0.007	U	
		VMP-17-5-DUP	6/21/2010	1.6	E	J	<0.007	U		<0.006	U		<0.01	U		<0.01	J	U	<0.004	U		<0.005	U		<0.044	U		<0.008	U	
		VMP-17-5-090110	9/1/2010	0.027			<0.0066	U		<0.0057	U		<0.0092	U		<0.0091	J	U	0.0034	J		0.0078			<0.04	J	UJ	<0.0073	U	
		VMP-17-5-112210	11/22/2010	0.022			<0.0066	U		0.0027	J		<0.0092	U		<0.0091	J	U	<0.004	U		<0.0051	J	U	<0.04	U		<0.0073	U	
		VMP-17-5-020711	2/7/2011	0.004	J		<0.0062	J	U	<0.0054	U		<0.0086	U		<0.0085	U		<0.0037	U		0.0021	J		<0.037	J	U	<0.0069	U	
		VMP-17-5-040611	4/6/2011	<0.05	U		<0.025	U		<0.022	U		<0.035	U		<0.034	U		<0.015	U		<0.019	U		<0.15	U		<0.028	U	
		VMP-17-5-080111	8/1/2011	<0.19	U		<0.095	U		<0.082	U		<0.13	U		<0.13	U		<0.057	U		0.052	J		<0.57	U		<0.1	U	
		VMP-17-5-110711	11/7/2011	0.011			<0.0042	U		<0.0036	U		<0.0059	U		<0.0058	U		<0.0025	U		0.015			<0.025	U		<0.0047	U	
		VMP-17-5-012612	1/26/2012	0.039			<0.0044	U		<0.0038	U		<0.0061	U		<0.0061	U		<0.0026	U		0.0081			<0.026	U		<0.0049	U	
		VMP-17-5-041112	4/11/2012	0.045			<0.0045	J	U	<0.0039	J	U	<0.0063	U		<0.0062	J	U	0.0047			0.018			<0.027	U		<0.005	U	
		VMP-17-5-071112	7/11/2012	0.11			0.00088	J	U	0.0013	J	U	<0.0067	U		<0.0066	U		0.002	J		0.063			<0.029	U		<0.0053	U	
VMP-25	5 ft	VMP-25-5-031511	3/15/2011	<0.12	U		0.46			<0.052	U		<0.083	U		<0.082	U		<0.036	U		0.042	J		<0.36	U	UJ	<0.066	U	
		VMP-25-5-040811	4/8/2011	<0.054	U		<0.027	U		<0.023	U		<0.038	U		<0.037	U		<0.016	U		0.0071	J		<0.16	U		<0.03	U	
		VMP-25-5-080911	8/9/2011	0.12			<0.0057	J	U	0.0052			<0.008	U		0.0057	J		<0.0034	U		1			<0.034	J	U	<0.0064	U	
		VMP-25-5-111711	11/17/2011	0.0024	J		<0.0041	U		<0.0036	U		<0.0058	U		<0.0057	U		<0.0025	U		0.0026	J		<0.025	U		<0.0046	U	
		VMP-25-5-013112	1/31/2012	0.026	J		<0.03	U		<0.026	U		<0.042	U		0.0068	J		<0.018	U		0.012	J		<0.18	U		<0.033	U	
		VMP-25-5-042512	4/25/2012	0.037			<0.0047	U		0.001	J		<0.0066	U		<0.0065	J	U	0.0058			0.019			<0.028	U		<0.0052	U	
		VMP-25-5-072612	7/26/2012	0.039			0.013	J		0.0037	J		<0.022	U		0.0084	J		<0.0097	U		0.042			<0.098	U		<0.018	U	
	21 ft	VMP-25-21-031511	3/15/2011	15	J		6.7	J		1.4	J		<16	U		<16	U		<7	U		27			<70	U		<13	U	
		VMP-25-21-031511-DUP	3/15/2011	27	J		9.3	J		<13	U		<21	U		<20	U		<8.9	U		16			<90	U		<16	U	
		VMP-25-21-040811	4/8/2011	38	J		17	J		<110	U		<170	U		<170	U		<74	U		12	J		<750	U		<140	U	
		VMP-25-21-040811-DUP	4/8/2011	<250	U		<120	U		<110	U		<180	U		<170	U		<75	U		<96	U		<760	U		<140	U	
		VMP-25-21-080911	8/9/2011	<81	U		36	J		<35	U		<57	U		270			<24	U		1200			<240	U		80		
		VMP-25-21-111711	11/17/2011	<110	U		<55	U		<48	U		<77	U		<76	U		<33	U		<42	U		<330	U		<61	U	
		VMP-25-21-111711-DUP	11/17/2011	<160	U		<82	U		<71	U		<110	U		<110	U		<49	U		<62	U		<490	U		<90	U	
		VMP-25-21-013112	1/31/2012	<58	U		<29	U		<25	U		<40	U		<40	U		<17	U		<22	U		<170	U		<32	U	
		VMP-25-21-013112-DUP	2/1/2012	<54	U		<27	U		<23	U		<37	U		<37	U		<16	U		<20	U		<160	U		<30	U	
		VMP-25-21-042512	4/25/2012	<37	U		<18	U		<16	U		<26	U		<25	U		<11	U		<14	U		<110	U		<20	U	
		VMP-25-21-072612	7/26/2012	<62	U		<31	U		<27	U		<43	U		<43	U		<18	U		2.4	J		<190	U		<34	U	
VMP-29	10 ft	VMP-29-10-073012	7/30/2012	0.065	J		<0.052	U		<0.045	U		<0.073	U		<0.072	U		8.6			0.055			<0.31	U		<0.058	U	
	20 ft	VMP-29-20-073012	7/30/2012	0.95	J		<0.62	U		<0.53	U		<0.86	U		<0.85	U		190			0.045	J		<3.7	U		<0.68	U	
		VMP-29-20-073012-Dup	7/30/2012	0.86	J		<0.58	U		<0.5	U		<0.8	U		<0.79	U		170			0.041	J		<3.5	U		<0.64	U	
	30 ft	VMP-29-30-073012	7/30/2012	0.78			<0.1	U		<0.088	U		<0.14	U		<0.14	U		48			0.06	J		<0.61	U		<0.11	U	
VMP-30	10 ft	VMP-30-10-073012	7/30/2012	0.3	J		<0.18	U		<0.16	U		<0.26	U		<0.25	U		69			0.027	J		<1.1	U		<0.2	U	
	20 ft	VMP-30-20-073012	7/30/2012	1.3	J		<0.78	U		<0.68	U		<1.1	U		<1.1	U		300			0.033	J		<4.7	U		<0.87	U	
	30 ft	VMP-30-30-073012	7/30/2012	1.2	J		<0.8	U		<0.7	U		<1.1	U		<1.1	U		330			0.035	J		<4.8	U		<0.89	U	
VMP-41	10 ft	VMP-41-10-072712	7/27/2012	0.055			0.00096	J		0.0024	J		<0.0083	U		<0.0082	U		0.0016	J		0.071			<0.036	U		<0.0066	U	
	20 ft	VMP-41-20-072712	7/27/2012	0.03			0.00039	J		0.0014	J		<0.0064	U		<0.0063	U		<0.0028	U		0.038			<0.028	U		<0.0051	U	
		VMP-41-20-072712-Dup	7/27/2012	0.029			0.00044	J		0.0018	J		<0.0066	U		<0.0065	U		<0.0028	U		0.039			<0.028	U		<0.0052	U	
	30 ft	VMP-41-30-072712	7/27/2012	0.036			0.00072	J		0.0021	J		<0.0066	U		<0.0065	U		0.00073	J		0.03			<0.028	U		<0.0052	U	

Notes
< Indicates the constituent was not detected at the indicated reporting

Lab Qualifiers
J = Estimated value (e.g. results between the MDL and RL)
U = Compound analyzed for but not detected above the RL

URS Qualifiers
J = Estimated detection
UJ = Estimated non-detect
U = Non-detect due to blank contamination

SEE PAGES 22 THROUGH 28 OF TABLE FOR NOTES

TABLE 4
CUMULATIVE SUMMARY OF SOIL VAPOR ANALYTICAL DETECTIONS AND SCREENING RESULTS: PUBLIC WORKS YARD AND WRR - VOCS

Location	Depth	Sample ID	Sample Date	1,1,2-Trichloroethane 170000			Trichloroethene 12			Trichlorofluoromethane 5600			1,2,4-Trimethylbenzene			1,3,5-Trimethylbenzene			2,2,4-Trimethylpentane			Vinyl chloride 4.8			m,p-Xylene 820			o-Xylenes 790		
				Result	Lab	URS	Result	Lab	URS	Result	Lab	URS	Result	Lab	URS	Result	Lab	URS	Result	Lab	URS	Result	Lab	URS	Result	Lab	URS	Result	Lab	URS
VMP-16	5 ft	VMP-16-5	11/20/2009	<0.092	U		<0.09	U		<0.095	U		<0.083	U		<0.083	U		16			<0.043	U		<0.073	U		<0.073	U	
		VMP-16-5-090210	9/2/2010	<13	U		<13	U		<13	U		2.3	J		<12	U		9300			<6.1	U		5.4	J		<10	U	
		VMP-16-5-112910	11/29/2010	<5.9	U		<5.8	U		<6.1	U		<5.4	U		<5.4	U		7600			<2.8	U		2.6	J	J	<4.7	U	
		VMP-16-5-021511	2/15/2011	<3.6	U		<3.5	U		<3.7	U		<3.2	U		<3.2	U		5500			<1.7	U		0.98	J	J	<2.9	U	
		VMP-16-5-042211	4/22/2011	<4.8	U		<4.7	U		<4.9	U		<4.3	U		<4.3	U		7900			<2.2	U		1	J		<3.8	U	
		VMP-16-5-080511	8/5/2011	<1.5	U		<1.5	U		<1.6	U		<1.4	U		<1.4	U		2100			<0.72	U		<1.2	U		<1.2	U	
		VMP-16-5-042512	4/25/2012	<5.2	U		<5.1	U		<5.4	U		<4.7	U		<4.7	U		6800			<2.4	U		<4.1	U		<4.1	U	
		VMP-16-5-073012	7/30/2012	<4.9	U		<4.8	U		<5	U		<4.4	U		<4.4	U		8200			<2.3	U		0.62	J	J	<3.9	U	
	13.5 ft	VMP-16-13.5	11/19/2009	<0.41	U		<0.4	U		<0.42	U		<0.37	U		<0.37	U		82			<0.19	U		<0.32	U		<0.32	U	
		VMP-16-13.5-090210	9/2/2010	<13	U		<13	U		<14	U		3.6	J		1.7	J		8200			<6.3	U		6.6	J		<11	U	
		VMP-16-13.5-090210-DUP	9/2/2010	<13	U		<13	U		<14	U		3	J		<12	U		8000			<6.3	U		6.1	J		<11	U	
		VMP-16-13.5-112910	11/29/2010	<38	U		<38	U		<39	U		<34	U		<34	U		11000			<18	U		<30	U		<30	U	
		VMP-16-13.5-021611	2/16/2011	<7.3	U		<7.2	U		<7.6	U		<6.6	U		<6.6	U		5600			<3.4	U		<5.8	U		<5.8	U	
		VMP-16-13.5-021611-DUP	2/16/2011	<7.2	U		<7.1	U		<7.4	U		<6.5	U		<6.5	U		6100			<3.4	U		<5.7	U		<5.7	U	
		VMP-16-13.5-042211	4/22/2011	<7.7	U		<7.6	U		<8	U		<7	U		<7	U		7600			<3.6	U		<6.2	U		<6.2	U	
		VMP-16-13.5-080511	8/5/2011	<0.75	U	UJ	<0.74	U	UJ	<0.78	U	UJ	<0.68	U	UJ	<0.68	U	UJ	610		J	<0.35	U	UJ	<0.6	U	UJ	<0.6	U	UJ
		VMP-16-13.5-042512	4/25/2012	<0.83	U		<0.82	U		<0.86	U		0.46	J	J	0.22	J	J	8600			<0.39	U		1.3		J	<0.66	U	
		VMP-16-13.5-073012	7/30/2012	<25	U		<24	U		<26	U		<22	U		<22	U		12000			<12	U		<20	U		<20	U	
	19 ft	VMP-16-19	11/19/2009	<3.5	U		<3.5	U		<3.6	U		<3.2	U		<3.2	U		910			<1.6	U		<2.8	U		<2.8	U	
		VMP-16-19-090210	9/2/2010	<13	U		<13	U		<14	U		3.8	J		<12	U		10000			<6.3	U		8.2	J		<11	U	
		VMP-16-19-112910	11/29/2010	<29	U		<29	U		<30	U		<26	U		<26	U		10000			<14	U		<23	U		<23	U	
		VMP-16-19-021611	2/16/2011	<7	U		<6.9	U		<7.2	U		<6.3	U		<6.3	U		5900			<3.3	U		<5.6	U		<5.6	U	
		VMP-16-19-042711	4/27/2011	<7.2	U		3.3	J		<7.4	U		<6.5	U		<6.5	U		5100			<3.4	U		<5.7	U		<5.7	U	
		VMP-16-19-042711-DUP	4/27/2011	<7	U		<6.9	U		<7.2	U		<6.3	U		<6.3	U		5000			<3.3	U		<5.6	U		<5.6	U	
		VMP-16-19-042512	4/25/2012	<19	U		<19	U		<20	U		<17	U		<17	U		9100			<9	U		<15	U		<15	U	
		VMP-16-19-073012	7/30/2012	<17	U		<17	U		<18	U		<16	U		<16	U		8800			<8.1	U		3.3	J		<14	U	
	31 ft	VMP-16-31	11/19/2009	<5.3	U		<5.2	U		<5.4	U		<4.8	U		<4.8	U		2400	E	J	<2.5	U		<4.2	U		<4.2	U	
		VMP-16-31-D	11/19/2009	<5.3	U		<5.2	U		<5.4	U		<4.8	U		<4.8	U		2300	E	J	<2.5	U		<4.2	U		<4.2	U	
		VMP-16-31-090310	9/3/2010	<0.0079	U		<0.0078	U		0.0013	J		0.0028	J		0.0027	J		7.4			<0.0037	U		0.0024	J		<0.0063	U	
		VMP-16-31-112910	11/29/2010	<30	U		<29	U		<31	U		<27	U		<27	U		11000			<14	U		<24	U		<24	U	
		VMP-16-31-042512	4/25/2012	<23	U		<23	U		<24	U		<21	U		<21	U		11000			<11	U		<19	U		<19	U	
		VMP-16-31-073012	7/30/2012	<19	U		<19	U		<20	U		<17	U		<17	U		11000			<8.9	U		<15	U		<15	U	
VMP-17	5 ft	VMP-17-5	6/21/2010	<0.007	U		<0.007	U		0.0013	J		<0.007	U		<0.007	U		1.2			<0.003	U		<0.006	U		<0.006	U	
		VMP-17-5-DUP	6/21/2010	<0.008	U		<0.008	U		0.00099	J		<0.007	U		<0.007	U		1			<0.003	U		<0.006	U		<0.006	U	
		VMP-17-5-090110	9/1/2010	<0.0073	U		<0.0072	U		0.0015	J		<0.0066	U		<0.0066	U		0.12	J	J	<0.0034	U		0.0053	J	J	0.0016	J	J
		VMP-17-5-112210	11/22/2010	<0.0073	U		<0.0072	U		<0.0076	U		<0.0066	U		<0.0066	U		0.0032	J		<0.0034	U		<0.0058	J	U	<0.0058	U	
		VMP-17-5-020711	2/7/2011	<0.0069	U		0.0028	J		0.001	J		<0.0062	U		<0.0062	U		0.083			<0.0032	U		<0.0055	U		<0.0055	U	
		VMP-17-5-040611	4/6/2011	<0.028	U		0.0071	J		<0.028	U		<0.025	U		<0.025	U		0.047			<0.013	U		<0.022	U		<0.022	U	
		VMP-17-5-080111	8/1/2011	<0.1	U		<0.1	U		<0.11	U		<0.095	U		<0.095	U		0.95			<0.049	U		<0.084	U		<0.084	U	
		VMP-17-5-110711	11/7/2011	<0.0047	U		<0.0046	U		0.0008	J		<0.0042	J	U	<0.0042	U		0.0014	J		<0.0022	U		<0.0037	J	U	0.00057	J	
		VMP-17-5-012612	1/26/2012	<0.0049	U		0.019			<0.005	U		<0.0044	U		<0.0044	U		0.0013	J		<0.0023	U		0.0038	J		0.001	J	
		VMP-17-5-041112	4/11/2012	<0.005	U		<0.0049	U		<0.0051	U		<0.0045	J	U	<0.0045	J	U	0.0079			<0.0023	U		0.0063			0.0016	J	
		VMP-17-5-071112	7/11/2012	<0.0053	U		<0.0053	U		0.0012	J		0.0044	J		<0.0048	U		0.0074			<0.0025	U		0.0089			0.0024	J	
VMP-25	5 ft	VMP-25-5-031511	3/15/2011	<0.066	U		<0.065	U		<0.068	U		0.14			0.13			30			<0.031	U		0.26			0.15		
		VMP-25-5-040811	4/8/2011	<0.03	U		<0.03	U		<0.031	U		<0.027	U		<0.027	U		0.73			<0.014	U		<0.024	U		<0.024	U	
		VMP-25-5-080911	8/9/2011	<0.0064	U		0.0019	J		0.0015	J		0.0041	J		0.0015	J		0.076			<0.003	U		0.027			0.0078		
		VMP-25-5-111711	11/17/2011	<0.0046	U		<0.0045	U		<0.0047	U		<0.0041	U		<0.0041	U		0.0029	J		<0.0021	U		<0.0036	U		<0.0036	U	
		VMP-25-5-013112	1/31/2012	<0.033	U		<0.033	U		<0.034	U		<0.03	U		<0.03	U		1.1			<0.016	U		0.0074	J		<0.026	U	
		VMP-25-5-042512	4/25/2012	<0.0052	U		<0.0051	U		<0.0054	U		<0.0047	J	U	<0.0047	U		0.0025	J		<0.0024	U		0.0068			0.0025	J	
		VMP-25-5-072612	7/26/2012	<0.018	U		<0.018	U		<0.018	U		0.0076	J		0.0036	J		<0.015	U		<0.0084	U		0.028			0.011	J	
	21 ft	VMP-25-21-031511	3/15/2011	<13	U		<13	U		<13	U		1.9	J		<12	U		<11	U		<6	U		18			4.6	J	
		VMP-25-21-031511-DUP	3/15/2011	<16	U		<16	U		<17	U		<15	U		<15	U		<14	U		<7.7	U		18			5.3	J	
		VMP-25-21-040811	4/8/2011	<140	U		<140	U		<140	U		<120	U		<120	U		<120	U		<64	U		16	J		<110	U	
		VMP-25-21-040811-DUP	4/8/2011	<140	U		<140	U		<140	U		<120	U		<120	U		<120	U		<65	U		14	J		<110	U	
		VMP-25-21-080911	8/9/2011	<45	U		54			<46	U		190			73			2400			<21	U		1000			280		
		VMP-25-21-111711	11/17/2011	<61	U		<60	U		<63	U		<55	U		<55	U		720			<29	U		<49	U		<49	U	
		VMP-25-21-111711-DUP	11/17/2011	<90	U		<89	U		<93	U		<82	U		<82	U		680			<42	U		<72	U		<72	U	
		VMP-25-21-013112	1/31/2012	<32	U		<31	U		<33	U		<120	U		<29	U		<27	U		<15	U		<25	U		<25	U	
		VMP-25-21-013112-DUP	2/1/2012	<30	U		<29	U		<31	U		<110	U		<27	U		<25	U		<14	U		<24	U		<24	U	
		VMP-25-21-042512	4/25/2012	<20	U		<20	U		<21	U		<18	U		<18	U		<17	U		<9.5	U		<16	U		<16	U	
		VMP-25-21-072612	7/26/2012	<34	U		<34	U		<35	U		<31	U		<31	U		<29	U		<16	U		<27	U		<27	U	
VMP-29	10 ft	VMP-29-10-073012	7/30/2012	<0.058	U		<0.057	U		<0.06	U		<0.052	U		<0.052	U		<0.05	U		<0.027	U		<0.046	U		<0.046	U	
	20 ft	VMP-29-20-073012	7/30/2012	<0.68	U		<0.67	U		<0.7	U		<0.62	U		<0.62	U		<0.59	U		<0.32	U		<0.54	U		<0.54	U	
		VMP-29-20-073012-Dup	7/30/2012	<0.64	U		<0.63	U		<0.66	U		<0.58	U		<0.58	U		<0.55	U		<0.3	U		<0.51	U		<0.51	U	
	30 ft	VMP-29-30-073012	7/30/2012	<0.11	U		<0.11	U		<0.12	U		<0.1	U		<0.1	U		<0.096	U		<0.053	U		<0.089	U		<0.089	U	
VMP-30	10 ft	VMP-30-10-073012	7/30/2012	<0.2	U		<0.2	U		<0.21	U		<0.18	U		<0.18	U		<0.17	U		<0.096	U		<0.16	U		<0.16	U	
	20 ft	VMP-30-20-073012	7/30/2012	<0.87	U		<0.85	U		<0.89	U		<0.78	U		<0.78	U		<0.74	U		<0.41	U		<0.69	U		<0.69	U	
	30 ft	VMP-30-30-073012	7/30/2012	<0.89	U		<0.88	U		<0.92	U		<0.8	U		<0.8	U		<0.76	U		<0.42	U		<0.71	U		<0.71	U	
VMP-41	10 ft	VMP-41-10-072712	7/27/2012	<0.0066	U		<0.0065	U		<0.0068	U		0.005	J		0.0014	J		0.013			<0.0031	U		0.015			0.0045	J	
	20 ft	VMP-41-20-072712	7/27/2012	<0.0051	U		<0.005	U		0.001	J		0.0027	J		<0.0046	U		0.0039	J		<0.0024	U		0.0079			0.0028	J	
		VMP-41-20-072712-Dup	7/27/2012	<0.0052	U		<0.0051	U		0.001	J		0.0034	J		0.00096	J		0.0032	J		<0.0024	U		0.008			0.0025	J	
	30 ft	VMP-41-30-072712	7/27/2012	<0.0052	U		<0.0051	U		<0.0054	U		0.0049			0.00092	J		0.013			<0.0024	U		0.007			0.0028	J	

Notes
< Indicates the constituent was not detected at the indicated reporting
Lab Qualifiers
J = Estimated value (e.g. results between the MDL and RL)
U = Compound analyzed for but not detected above the RL
URS Qualifiers
J = Estimated detection
UJ = Estimated non-detect
U = Non-detect due to blank contamination

SEE LAST PAGE OF TABLE FOR NOTES

TABLE 5
CUMULATIVE SUMMARY OF SOIL VAPOR ANALYTICAL RESULTS - NATURAL GASES

Location	Depth	Sample ID	Sample Date	Carbon Dioxide			Carbon Monoxide			Ethane			Ethene			Helium			Methane			Nitrogen			Oxygen		
				Result (%)	Lab Qualifier	URS Qualifier	Result (%)	Lab Qualifier	URS Qualifier	Result (%)	Lab Qualifier	URS Qualifier	Result (%)	Lab Qualifier	URS Qualifier	Result (%)	Lab Qualifier	URS Qualifier	Result (%)	Lab Qualifier	URS Qualifier	Result (%)	Lab Qualifier	URS Qualifier	Result (%)	Lab Qualifier	URS Qualifier
VMP-1	5 ft	VMP-1-5	11/2/2009	4.5			<0.024	U		<0.0024	U		<0.0024	U		1.6			1.4			81			11		
		VMP-1-5-082510	8/25/2010	3			<0.026	U		<0.0026	U		<0.0026	U		0.95			0.0032			79			17		
		VMP-1-5-111710	11/17/2010	1			<0.026	U		<0.0026	U		<0.0026	U		3.3			0.0013			76			20		
		VMP-1-5-020411	2/4/2011	8			<0.02	U		0.00015	J		<0.002	U		0.036	J		0.26			84			7.5		
		VMP-1-5-041211	4/12/2011	1.8			<0.026	U		<0.0026	U		<0.0026	U		0.54			0.000064	J		78			20		
		VMP-1-5-080111	8/1/2011	7.8			<0.026	U		<0.0026	U		<0.0026	U		0.59			0.00007	J		80			12		
		VMP-1-5-110311	11/3/2011	7.4			<0.018	U		0.00087	J		<0.0018	U		0.017	J		1.7			82			8.5		
		VMP-1-5-013012	1/30/2012	12			<0.018	U		0.00086	J		<0.0018	U		0.026	J		1.4			84			1.7		
		VMP-1-5-041312	4/13/2012	2			<0.018	U		<0.0018	U		<0.0018	U		0.05	J		0.000022	J		78			20		
		VMP-1-5-071612	7/16/2012	1.8			<0.024	U		<0.0024	U		<0.0024	U		1.1			0.0012			78			19		
	8.5 ft	VMP-1-8.5	11/2/2009	12			<0.023	U		<0.0023	U		<0.0023	U		<0.11	U		1.5			85			1.5		
		VMP-1-8.5-082510	8/25/2010	4.8			<0.026	U		<0.0026	U		<0.0026	U		4.1			0.0032			78			13		
		VMP-1-8.5-111710	11/17/2010	4.8			<0.025	U		<0.0025	U		<0.0025	U		1.9			0.0012			81			12		
		VMP-1-8.5-111710-Dup	11/17/2010	4.6			<0.025	U		<0.0025	U		<0.0025	U		1.9			0.00088			80			13		
		VMP-1-8.5-020411	2/4/2011	11			<0.024	U		0.00031	J		<0.0024	U		0.025	J		0.56			87			1.6		
		VMP-1-8.5-041211	4/12/2011	4.2			<0.026	U		<0.0026	U		<0.0026	U		0.057	J		0.00019	J		83			13		
		VMP-1-8.5-080111	8/1/2011	13			<0.029	U		0.00067	J		<0.0029	U		0.017	J		1.8			84			1.5		
		VMP-1-8.5-080111-Dup	8/1/2011	13			<0.028	U		0.00065	J		<0.0028	U		0.015	J		1.8			83			1.7		
		VMP-1-8.5-110311	11/3/2011	12			<0.016	U		0.002			<0.0016	U		0.0025	J		3.6			81			2.3		
		VMP-1-8.5-013012	1/30/2012	11			<0.018	U		0.00088	J		<0.0018	U		0.0064	J		1.4			84			3.5		
		VMP-1-8.5-041612	4/16/2012	4.4			<0.021	U		<0.0021	U		<0.0021	U		0.037	J		0.000058	J		78			18		
		VMP-1-8.5-041612-Dup	4/16/2012	4.5			<0.021	U		<0.0021	U		<0.0021	U		0.097	J		0.000068	J		77			18		
		VMP-1-8.5-071612	7/16/2012	3.3			<0.025	U		<0.0025	U		<0.0025	U		0.063	J		0.00024	J		80			17		
	23.5 ft	VMP-1-23.5	11/2/2009	9.8			<0.024	U		0.0038			<0.0024	U		<0.12	U		7.4			80			1.3		
		VMP - 1 - 23.5 - 083010	8/30/2010	8.1			<0.027	U		0.0052			<0.0027	U		0.032	J		9.7			78			1.6		
		VMP-1-23.5-111810	11/17/2010	1.6			<0.025	U		<0.0025	U		<0.0025	U		0.86			0.000052	J		78			19		
		VMP-1-23.5-020411	2/4/2011	8.9			<0.023	U		0.0052			<0.0023	U		0.016	J		12			76			1.3		
		VMP-1-23.5-041211	4/12/2011	7.4		J	<0.027	U		0.00072	J		<0.0027	U		0.15			2.2		J	88			2.2		J
		VMP-1-23.5-041211-DUP	4/12/2011	10		J	<0.024	U		0.0011	J		<0.0024	U		0.023	J		2.9		J	85			1.6		J
		VMP-1-23.5-080111	8/1/2011	9.3			<0.026	U		0.0057			<0.0026	U		0.16			10			76			2.2		
		VMP-1-23.5-110611	11/6/2011	10			<0.018	U		0.0029			<0.0018	U		0.089	J		7			80			1.5		
		VMP-1-23.5-013112	1/31/2012	9.1			<0.017	U		0.0023			<0.0017	U		<0.084	U		6			80			4.2		
		VMP-1-23.5-041612	4/16/2012	12			<0.019	U		<0.0019	U		<0.0019	U		0.086	J		0.049			84			3.6		
		VMP-1-23.5-071612	7/16/2012	7.7			<0.019	U		0.0012	J		<0.0019	U		1			2.5			80			7.6		
	38.5 ft	VMP-1-38.5	11/2/2009	5.6			<0.022	U		0.017			<0.0022	U		0.23			33			54			1.4		
		VMP-1-38.5-073112	7/31/2012	1.7			<0.019	U		<0.0019	U		<0.0019	U		<0.094	U		0.000097	J		83			15		
VMP-2	5 ft	VMP-2-5	11/2/2009	7.8			<0.023	U		<0.0023	U		<0.0023	U		2.4			0.0078			79			11		
		VMP - 2 - 5 - 083110	8/31/2010	10			<0.027	U		0.00086	J		<0.0027	U		0.039	J		1.6			85			3.2		
		VMP-2-5-111610	11/16/2010	11			<0.026	U		0.0021	J		<0.0026	U		0.32			3.6			80			4.6		
		VMP-2-5-020411	2/4/2011	10			<0.028	U		0.00055	J		<0.0028	U		0.013	J		1.7			85			3.2		
		VMP-2-5-041311	4/13/2011	3.3			<0.028	U		<0.0028	U		<0.0028	U		0.04	J		0.00014	J		79			18		
		VMP-2-5-080211	8/2/2011	12			<0.029	U		0.0018	J		<0.0029	U		0.0082	J		2.7			83			1.5		
		VMP-2-5-110711	11/7/2011	5.3			<0.017	U		<0.0017	U		<0.0017	U		0.019	J		0.000043	J		85			10		
		VMP-2-5-012512	1/25/2012	12			<0.016	U		<0.0016	U		<0.0016	U		<0.078	U		0.62			84			3		
		VMP-2-5-042512	4/25/2012	6.8			<0.029	U		<0.0029	U		<0.0029	U		0.12	J		0.00036			80			13		
		VMP-2-5-071612	7/16/2012	1.5			<0.025	U		<0.0025	U		<0.0025	U		0.025	J		0.0001	J		80			19		
	8.5 ft	VMP-2-8.5	11/3/2009	2.5			<0.02	U		<0.002	U		<0.002	U		1.2			<0.0002	U		78			18		
		VMP-2-8.5-D	11/3/2009	2.7			<0.022	U		<0.0022	U		<0.0022	U		1.3			<0.00022	U		78			18		
		VMP - 2 - 8.5 - 083110	8/31/2010	11			<0.028	U		0.0025	J		<0.0028	U		0.025	J		4.5			82			1.4		
		VMP-2-8.5-111610	11/16/2010	11			<0.025	U		0.0032			<0.0025	U		0.011	J		6.3			80			1.6		
		VMP-2-8.5-020411	2/4/2011	11			<0.026	U		0.0011	J		<0.0026	U		0.86			3.8			82			1.7		
		VMP-2-8.5-041311	4/13/2011	10			<0.024	U		<0.0024	U		<0.0024	U		0.028	J		0.0027			84			5.4		
		VMP-2-8.5-080211	8/2/2011	9.8			<0.021	U		0.0029			<0.0021	U		0.0091	J		4.8			80			4		
		VMP-2-8.5-110711	11/7/2011	9			<0.017	U		<0.0017	U		<0.0017	U		0.024	J		0.00007	J		85			5.7		
		VMP-2-8.5-012612	1/26/2012	12			<0.016	U		0.00037	J		<0.0016	U		<0.08	U		1.3			85			1.5		J
		VMP-2-8.5-012612-DUP	1/26/2012	12			<0.016	U		0.00034	J		<0.0016	U		<0.08	U		1.2			84			2.5		J
		VMP-2-8.5-041612	4/16/2012	1.8			<0.02	U		<0.002	U		<0.002	U		0.015	J		0.0001	J		78			20		
		VMP-2-8.5-041612-Dup	4/16/2012	1.8			<0.02	U		<0.002	U		<0.002	U		0.017	J		0.000093	J		78			20		
		VMP-2-8.5-071612	7/16/2012	6			<0.028	U		<0.0028	U		<0.0028	U		0.013	J		<0.00028	U		79			15		
		VMP-2-8.5-071612-Dup	7/16/2012	6.1			<0.025	U		<0.0025	U		<0.0025	U		0.016	J		<0.00025	U		79			15		
	22 ft	VMP-2-22	11/3/2009	10			<0.022	U		<0.0022	U		<0.0022	U		<0.11	U		0.54			85			4		
		VMP - 2 - 22 - 083110	8/31/2010	10			<0.028	U		0.004			<0.0028	U		0.041	J		8			79			1.4		
		VMP-2-22-111610	11/16/2010	11			<0.026	U		0.0038			<0.0026	U		<0.13	U		8.2			78			1.5		
		VMP-2-22-020411	2/4/2011	11			<0.024	U		0.0016	J		<0.0024	U		0.01	J		5.1			82			1.5		
		VMP-2-22-041311	4/13/2011	11			<0.026	U		0.0013	J		<0.0026	U		0.049	J		4.3			83			1.7		
		VMP-2-22-080211	8/2/2011	9.7			<0.028	U		0.0041			<0.0028	U		0.021	J		8.2			79			1.9		
		VMP-2-22-110711	11/7/2011	3.7			<0.017	U		0.00039	J		<0.0017	U		0.0062	J		1.2			80			15		
		VMP-2-22-012612	1/26/2012	12			<0.016	U		0.00073	J		<0.0016	U		0.033	J		3.1			83			2		
		VMP-2-22-042712	4/27/2012	3.8			<0.022	U		<0.0022	U		<0.0022	U		0.0089	J		0.000085	J		82			14		
		VMP-2-22-071612	7/16/2012	5.6			<0.026	U		<0.0026	U		<0.0026	U		0.031	J		0.00018	J		81			13		
	42 ft	VMP-2-42	11/3/2009	5			<0.022	U		0.02			<0.0022	U		<0.11	U		64			16			0.92		

SEE LAST PAGE OF TABLE FOR NOTES

TABLE 5
CUMULATIVE SUMMARY OF SOIL VAPOR ANALYTICAL RESULTS - NATURAL GASES

Location	Depth	Sample ID	Sample Date	Carbon Dioxide			Carbon Monoxide			Ethane			Ethene			Helium			Methane			Nitrogen			Oxygen		
				Result (%)	Lab Qualifier	URS Qualifier	Result (%)	Lab Qualifier	URS Qualifier	Result (%)	Lab Qualifier	URS Qualifier	Result (%)	Lab Qualifier	URS Qualifier	Result (%)	Lab Qualifier	URS Qualifier	Result (%)	Lab Qualifier	URS Qualifier	Result (%)	Lab Qualifier	URS Qualifier	Result (%)	Lab Qualifier	URS Qualifier
VMP-3	5 ft	VMP-3-5	11/3/2009	8.5			<0.027	U		<0.0027	U		<0.0027	U		0.18			0.037			86			5		
		VMP-3-5-090910	9/9/2010	12			<0.021	U		0.0018	J		<0.0021	U		0.5			7.5			76			2.7		
		VMP-3-5-112210	11/22/2010	8			<0.027	U		0.0028			<0.0027	U		1.5			10			72			6.9		
		VMP-3-5-020911	2/9/2011	4.2			<0.024	U		0.00094	J		<0.0024	U		0.57			3.9			88			2.6		
		VMP-3-5-041411	4/14/2011	9.8			<0.026	U		0.0053			<0.0026	U		0.48			15			71			1.6		
		VMP-3-5-080211	8/2/2011	13			<0.063	U		<0.0063	U		<0.0063	U		0.025	J		0.00046	J		79			7.8		
		VMP-3-5-110811	11/8/2011	3.1			<0.017	U		<0.0017	U		<0.0017	U		0.003	J		<0.00017	U		80			17		
		VMP-3-5-110811-DUP	11/8/2011	3			<0.018	U		<0.0018	U		<0.0018	U		0.0035	J		0.00003	J		80			17		
		VMP-3-5-012712	1/27/2012	1.9			<0.018	U		<0.0018	U		<0.0018	U		<0.088	U		0.000052	J		84			14		
		VMP-3-5-041912	4/19/2012	1.9			<0.026	U		<0.0026	U		<0.0026	U		0.038	J		0.000043	J		79			19		
		VMP-3-5-072712	7/27/2012	0.37			<0.02	U		<0.002	U		<0.002	U		0.33			0.00028			79			20		
	10 ft	VMP-3-10	6/21/2010	7.9			<0.03	U		0.01			<0.003	U		<0.15	U		26			60			1.3		
		VMP 3-10-091010	9/10/2010	9.2			<0.024	U		0.012			<0.0024	U		<0.12	U		28			56			1.1		
		VMP-3-10-092010	9/20/2010	8.3			<0.025	U		0.011			<0.0025	U		<0.12	J	U	26			58			2.9		
		VMP-3-10-112210	11/22/2010	8.7			<0.026	U		0.011			<0.0026	U		0.044	J		25			60			1.6		
		VMP-3-10-112210-Dup	11/22/2010	8.3			<0.026	U		0.0098			<0.0026	U		0.018	J		23			61			2.6		
		VMP-3-10-020811	2/8/2011	8.2			<0.023	U		0.0072			<0.0023	U		0.1	J		18			68			1.8		
		VMP-3-10-041311	4/13/2011	8.2			<0.027	U		0.0092			<0.0027	U		0.098	J		22			64			1.2		
		VMP-3-10-080311	8/3/2011	14			<0.021	U		<0.0021	U		<0.0021	U		0.29			0.29			78			6.9		
		VMP-3-10-110811	11/8/2011	5			<0.018	U		<0.0018	U		<0.0018	U		0.051	J		0.0024			85			9.8		
		VMP-3-10-012712	1/27/2012	2			<0.017	U		<0.0017	U		<0.0017	U		<0.084	U		0.0028			81			17		
		VMP-3-10-042012	4/20/2012	1.4			<0.022	U		<0.0022	U		<0.0022	U		0.14			0.000024	J		80			18		
		VMP-3-10-072312	7/23/2012	1.9			<0.02	U		<0.002	U		<0.002	U		0.94			0.00009	J		78			19		
	22 ft	VMP-3-22	11/4/2009	8.7			<0.023	U		0.012			<0.0023	U		<0.12	U		25			58			1.1		
		VMP-3-22-092010	9/20/2010	8			<0.024	U		0.013			<0.0024	U		<0.12	J	U	<0.00024	U		52			1.1		
		VMP-3-22-112210	11/22/2010	8.2			<0.023	U		0.011			<0.0023	U		0.02	J		28			56			1.3		
		VMP-3-22-020811	2/8/2011	7.9			<0.045	U		0.013			<0.0045	U		0.013	J		25			60			1.6		
		VMP-3-22-041511	4/15/2011	7.8			<0.025	U		0.012			<0.0025	U		0.028	J		29			56			1.2		
		VMP-3-22-080611	8/6/2011	2.4			<0.032	U		<0.0032	U		<0.0032	U		0.13	J		0.83			84			13		
		VMP-3-22-110811	11/8/2011	1			<0.023	U		<0.0023	U		<0.0023	U		<0.12	U		0.0043			78			21		
		VMP-3-22-013012	1/30/2012	6.8			<0.018	U		<0.0018	U		<0.0018	U		0.0072	J		0.0028			82			11		
		VMP-3-22-042012	4/20/2012	0.97			<0.023	U		<0.0023	U		<0.0023	U		0.016	J		0.0018			79			20		
		VMP-3-22-072312	7/23/2012	0.89			<0.02	U		<0.002	U		<0.002	U		0.13			0.00015	J		79			20		
	31.5 ft	VMP-3-31.5	11/4/2009	5.6			<0.025	U		0.02			<0.0025	U		<0.12	U		43			36			0.77		
		VMP-3-31.5-090910	9/9/2010	4.4			<0.021	U		0.017			<0.0021	U		0.018	J		47			30			1.3		
		VMP-3-31.5-112210	11/22/2010	4.9			<0.026	U		0.017			<0.0026	U		0.024	J		47			32			1.1		
		VMP-3-31.5-020911	2/9/2011	6.4			<0.02	U		0.014			<0.002	U		0.016	J		37			46			2		
		VMP-3-31.5-041411	4/14/2011	5.7			<0.025	U		0.016			<0.0025	U		0.019	J		48			33			0.86		
		VMP-3-31.5-041411-DUP	4/14/2011	5.7			<0.025	U		0.016			<0.0025	U		0.066	J		48			32			1		
		VMP-3-31.5-080211	8/2/2011	4.7			<0.028	U		0.017			<0.0028	U		0.035	J		50			27			0.92		
		VMP-3-31.5-080211-Dup	8/2/2011	4.6			<0.028	U		0.017			<0.0028	U		0.041	J		49			28			1.4		
		VMP-3-31.5-110811	11/8/2011	0.37			<0.018	U		0.00079	J		<0.0018	U		0.02	J		2.1			77			20		
		VMP-3-31.5-012712	1/27/2012	5.9			<0.017	U		0.0026			<0.0017	U		<0.083	U		11			74			6.8		
		VMP-3-31.5-041912	4/19/2012	7.6			<0.019	U		0.0062			<0.0019	U		1.3			18			64			1.6		
		VMP-3-31.5-041912-Dup	4/19/2012	7.6			<0.018	U		0.0051			<0.0018	U		1.4			18			64			1.6		
		VMP-3-31.5-072312	7/23/2012	7.7			<0.018	U		0.0018			<0.0018	U		0.014	J		5.3			89			3		
	39 ft	VMP-3-39	11/4/2009	5.6			<0.025	U		0.021			<0.0025	U		<0.12	U		45			33			0.79		
VMP-4	5 ft	VMP-4-5	11/5/2009	0.69			<0.025	U		<0.0025	U		<0.0025	U		34			0.029			51			14		
		VMP-4-5-082510	8/25/2010	13			<0.029	U		0.0005	J		<0.0029	U		0.026	J		1.7			83			2.1		
		VMP-4-5-112210	11/22/2010	13			<0.027	U		0.0052			<0.0027	U		0.024	J		14			69			1.9		
		VMP-4-5-021411	2/14/2011	4.8			<0.025	U		0.00027	J		<0.0025	U		2.9			0.7			79			12		
		VMP-4-5-041911	4/19/2011	12			<0.026	U		0.0044			<0.0026	U		0.031	J		12			72			1.3		
		VMP-4-5-080311	8/3/2011	11			<0.031	U		<0.0031	U		<0.0031	U		0.012	J		0.01			80			8.4		
		VMP-4-5-110911	11/9/2011	0.056			<0.022	U		<0.0022	U		<0.0022	U		0.077	J		0.0002	J		78			22		
		VMP-4-5-013012	1/30/2012	9.5			<0.018	U		<0.0018	U		<0.0018	U		0.058	J		0.00071			88			1.9		
		VMP-4-5-042512	4/25/2012	1.5			<0.029	U		<0.0029	U		<0.0029	U		0.054	J		0.000042	J		80			18		
		VMP-4-5-072512	7/25/2012	2.1			<0.021	U		<0.0021	U		<0.0021	U		0.04	J		0.00022			80			18		
	12 ft	VMP-4-12	11/5/2009	9.6			<0.025	U		<0.0025	U		<0.0025	U		0.26			2.2			84			3.8		
		VMP-4-12-082510	8/25/2010	14			<0.025	U		0.0039			<0.0025	U		0.042	J		17			66			1.2		
		VMP-4-12-112310	11/23/2010	13			<0.026	U		0.0036			<0.0026	U		<0.13	U		12			72			1.3		
		VMP-4-12-021411	2/14/2011	9			<0.026	U		0.0016	J		<0.0026	U		0.35			4.7			80			5.3		
		VMP-4-12-041911	4/19/2011	11			<0.025	U		0.0046			<0.0025	U		0.035	J		13			72			1.5		
		VMP-4-12-080311	8/3/2011	15			<0.029	U		0.0018	J		<0.0029	U		1			6.9			75			1.6		
		VMP-4-12-080311-Dup	8/3/2011	15			<0.029	U		0.0018	J		<0.0029	U		1			6.9			75			1.7		
		VMP-4-12-110911	11/9/2011	8.5			<0.018	U		0.000082	J		<0.0018	U		4.8			0.38			79			7.2		
		VMP-4-12-013012	1/30/2012	11			<0.018	U		0.00016	J		<0.0018	U		0.11			0.47			86			1.7		
		VMP-4-12-041812	4/18/2012	1.7			<0.027	U		<0.0027	U		<0.0027	U		0.027	J		0.00042			73			25		
		VMP-4-12-072312	7/23/2012	2.7			<0.018	U		<0.0018	U		<0.0018	U		0.84			0.00029			78			18		
	23.5 ft	VMP-4-23.5	11/5/2009	6.7			<0.023	U		0.021			<0.0023	U		<0.12	U		46			32			0.75		
		VMP - 4 - 23.5 - 083110	8/31/2010	6.1			<0.029	U		0.018			<0.0029	U		<0.14	J	U	43			38			0.81		
		VMP-4-23.5-112310	11/23/2010	6.7			<0.023	U		0.021			<0.0023	U		0.01	J		50			28			0.77		
		VMP-4-23.5-021411	2/14/2011	6.5			<0.021	U		0.021			<0.0021	U		0.022	J		51			28			0.91		
		VMP-4-23.5-042011	4/20/2011	6			<0.023	U		0.019			<0.0023	U		0.85		J	46			33			1.4		
		VMP-4-23.5-042011-DUP	4/20/2011	6			<0.023	U		0.02			<0.0023	U		0.06	J	J	49			31			1.2		
		VMP-4-23.5-080611	8/6/2011	5.9			<0.028	U		0.02			<0.0028	U		0.01	J		45			35			1		
		VMP-4-23.5-110911	11/9/2011	5.6			<0.017	U		0.0097			<0.0017	U		0.043	J		19			64			4.8		
		VMP-4-23.5-013012	1/30/2012	8.4			<0.018	U		0.0047			<0.0018	U		0.01	J		9.2			75			1.4		
		VMP-4-23.5-013012-DUP	1/30/2012	8.5			<0.018	U		0.0047			<0.0018	U		<0.088	U		9.2			75			1.5		
		VMP-4-23.5-041912	4/19/2012	12			<0.02	U		0.00015	J		<0.002	U		0.015	J		1.2			83			2.2		
		VMP-4-23.5-072312	7/23/2012	10			<0.019	U		0.000067	J		0.00022	J		0.01	J		0.47			84			4.6		
	39 ft	VMP-4-39	11/5/2009	6.6			<0.024	U		0.02			<0.0024	U		<0.12	U		44			34			1.1		
		VMP-4-39-042111	4/21/2011	6.1			<0.025	U		0.021			<0.0025	U		0.018	J		51			29			0.9		
		VMP-4-39-041912	4/19/2012	12			<0.02	U		0.0004	J		<0.002	U		0.018	J		2.1			81			2		
		VMP-4-39-072312	7/23/2012	12			<0.019	U		0.00023	J		0.00029	J		<0.096	U		1.1			83			2.5		

SEE LAST PAGE OF TABLE FOR NOTES

TABLE 5
CUMULATIVE SUMMARY OF SOIL VAPOR ANALYTICAL RESULTS - NATURAL GASES

Location	Depth	Sample ID	Sample Date	Carbon Dioxide			Carbon Monoxide			Ethane			Ethene			Helium			Methane			Nitrogen			Oxygen		
				Result (%)	Lab Qualifier	URS Qualifier	Result (%)	Lab Qualifier	URS Qualifier	Result (%)	Lab Qualifier	URS Qualifier	Result (%)	Lab Qualifier	URS Qualifier	Result (%)	Lab Qualifier	URS Qualifier	Result (%)	Lab Qualifier	URS Qualifier	Result (%)	Lab Qualifier	URS Qualifier	Result (%)	Lab Qualifier	URS Qualifier
VMP-5	5 ft	VMP-5-5	11/5/2009	14			<0.022	U		<0.0022	U		<0.0022	U		<0.11	U		2.8			81			1.3		
		VMP-5-5-090910	9/9/2010	12			<0.026	U		0.0036			<0.0026	U		1.6			3.9			78			2.4		
		VMP-5-5-112210	11/22/2010	13			<0.026	U		0.0046			<0.0026	U		0.01	J		7			76			1.6		
		VMP-5-5-021611	2/16/2011	8			<0.025	U		<0.0025	U		<0.0025	U		0.47			0.064			76			15		
		VMP-5-5-042111	4/21/2011	2			<0.026	U		<0.0026	U		<0.0026	U		0.1	J		<0.00026	U		78			20		
		VMP-5-5-080511	8/5/2011	7.9			<0.025	U		<0.0025	U		<0.0025	U		0.2			0.0013			81			11		
		VMP-5-5-111111	11/11/2011	14			<0.019	U		<0.0019	U		<0.0019	U		0.019	J		0.0003			81			5.3		
		VMP-5-5-013012	1/30/2012	7.7			<0.019	U		<0.0019	U		<0.0019	U		<0.094	U		0.000052	J		80			12		
		VMP-5-5-041112	4/11/2012	0.36			<0.024	U		<0.0024	U		<0.0024	U		1.4			0.000086	J		77			21		
		VMP-5-5-071312	7/13/2012	0.53			<0.027	U		<0.0027	U		<0.0027	U		0.99			0.00012	J		78			20		
	12.5 ft	VMP-5-12.5	11/6/2009	13			<0.026	U		0.004			<0.0026	U		<0.13	U		6.3			78			1.3		
		VMP-5-12.5-D	11/6/2009	13			<0.023	U		0.004			<0.0023	U		<0.12	U		6.3			77			1.6		
		VMP-5-12.5-090910	9/9/2010	14			<0.026	U		0.0032			<0.0026	U		0.039	J		3.7			79			1.3		
		VMP-5-12.5-112310	11/23/2010	12			<0.026	U		<0.0026	U		<0.0026	U		0.026	J		0.025			83			5.2		
		VMP-5-12.5-021611	2/16/2011	13			<0.024	U		0.00031	J		<0.0024	U		0.04	J		0.68			83			2.9		
		VMP-5-12.5-042111	4/21/2011	6.9			<0.028	U		<0.0028	U		<0.0028	U		0.089	J		0.00015	J		80			13		
		VMP-5-12.5-080611	8/6/2011	12			<0.025	U		0.0034			<0.0025	U		0.013	J		6.6			76			3.7		
		VMP-5-12.5-111111	11/11/2011	14			<0.018	U		<0.0018	U		<0.0018	U		0.014	J		<0.00018	U		81			5.1		
		VMP-5-12.5-013012	1/30/2012	8.2			<0.02	U		<0.002	U		<0.002	U		0.016	J		0.000036	J		80			12		
		VMP-5-12.5-041112	4/11/2012	0.64			<0.022	U		<0.0022	U		<0.0022	U		0.16			<0.00022	U		79			20		
		VMP-5-12.5-071212	7/12/2012	0.76			<0.021	U		<0.0021	U		<0.0021	U		4.6			0.000079	J		76			19		
	31 ft	VMP-5-31	11/6/2009	10			<0.024	U		0.014			<0.0024	U		<0.12	U		24			58			1		
		VMP-5-31-090910	9/9/2010	9			<0.022	U		0.015			<0.0022	U		<0.11	J	U	26			55			1.5		
		VMP-5-31-112310	11/23/2010	9.2			<0.024	U		0.012			<0.0024	U		0.012	J		28			53			1.2		
		VMP-5-31-021611	2/16/2011	9.2			<0.028	U		0.015			<0.0028	U		0.022	J		24			58			1.3		
		VMP-5-31-042111	4/21/2011	9			<0.026	U		0.012			<0.0026	U		0.015	J		22			60			1.6		
		VMP-5-31-080611	8/6/2011	9.2			<0.028	U		0.013			<0.0028	U		0.01	J		24			58			1.2		
		VMP-5-31-111111	11/11/2011	10			<0.018	U		0.0073			<0.0018	U		0.39			13			71			1.4		
		VMP-5-31-013012	1/30/2012	10			<0.018	U		0.0034			<0.0018	U		<0.09	U		6			80			1.8		
		VMP-5-31-041112	4/11/2012	12			<0.019	U		<0.0019	U		<0.0019	U		0.096			0.02			86			1.7		
		VMP-5-31-071212	7/12/2012	7			<0.02	U		<0.002	U		<0.002	U		0.062	J		0.00087			79			14		
	40 ft	VMP-5-40	11/6/2009	9.2			<0.033	U		0.012			<0.0033	U		<0.16	U		22			60			2.7		
		VMP-5-40-042111	4/21/2011	8.3			<0.028	U		0.011			<0.0028	U		1.4			19			62			2.6		
		VMP-5-40-013012	1/30/2012	11			<0.019	U		0.0034			<0.0019	U		0.81			6.1			79			1.6		
		VMP-5-40-041212	4/12/2012	11			<0.019	U		<0.0019	U		<0.0019	U		0.77			0.033			84			4.6		
		VMP-5-40-071212	7/12/2012	6.3			<0.02	U		<0.002	U		<0.002	U		0.097	J		0.0096			78			16		
VMP-6	5 ft	VMP-6-5	11/6/2009	13			<0.024	U		<0.0024	U		<0.0024	U		<0.12	U		3.7			79			3.3		
		VMP-6-5-090810	9/8/2010	15			<0.026	U		0.00049	J		<0.0026	U		<0.13	J	U	1.4			82			1.4		
		VMP-6-5-111610	11/16/2010	14			<0.028	U		0.0012	J		<0.0028	U		0.074	J		2.7			81			1.5		
		VMP-6-5-020711	2/7/2011	1.7			<0.024	U		<0.0024	U		<0.0024	U		0.42			0.000049	J		79			19		
		VMP-6-5-040811	4/8/2011	2			<0.026	U		<0.0026	U		<0.0026	U		0.44			0.0011			78			19		
		VMP-6-5-080411	8/4/2011	3.4			<0.027	U		<0.0027	U		<0.0027	U		0.59			<0.00027	U		80			16		
		VMP-6-5-110911	11/9/2011	1.8			<0.016	U		<0.0016	U		<0.0016	U		0.55			<0.00016	U		78			20		
		VMP-6-5-013112	1/31/2012	9.4			<0.017	U		<0.0017	U		<0.0017	U		0.02	J		0.00097			78			12		
		VMP-6-5-041212	4/12/2012	0.18			<0.02	U		<0.002	U		<0.002	U		0.17			0.000025	J		79			21		
		VMP-6-5-071612	7/16/2012	0.31			<0.027	U		<0.0027	U		<0.0027	U		0.12	J		0.0001	J		80			20		
	10 ft	VMP-6-10	11/6/2009	14			<0.026	U		<0.0026	U		<0.0026	U		<0.13	U		4.2			78			2.7		
		VMP-6-10-090810	9/8/2010	15			<0.024	U		0.0012	J		<0.0024	U		<0.12	J	U	3.6			80			1.3		
		VMP-6-10-111710	11/17/2010	9.8			<0.026	U		<0.0026	U		<0.0026	U		0.092	J		<0.00026	U		82			8.5		
		VMP-6-10-020711	2/7/2011	8.5			<0.025	U		<0.0025	U		<0.0025	U		0.67			<0.00025	U		82			9.2		
		VMP-6-10-040811	4/8/2011	11			<0.03	U		<0.003	U		<0.003	U		0.04	J		0.00028	J		84			5		
		VMP-6-10-080411	8/4/2011	15			<0.026	U		0.0011	J		<0.0026	U		0.05	J		3.2			80			1.9		
		VMP-6-10-111011	11/10/2011	9.5			<0.017	U		<0.0017	U		<0.0017	U		0.068	J		<0.00017	U		81			9.2		
		VMP-6-10-013112	1/31/2012	15			<0.018	U		0.00027	J		<0.0018	U		<0.09	U		0.73			82			1.6		
		VMP-6-10-041212	4/12/2012	2			<0.02	U		<0.002	U		<0.002	U		0.078	J		<0.0002	U		79			19		
		VMP-6-10-071612	7/16/2012	1.8			<0.035	U		<0.0035	U		<0.0035	U		0.079	J		<0.00035	U		78			20		
	31.5 ft	VMP-6-31.5	11/9/2009	14			<0.022	U		0.003			<0.0022	U		<0.11	U		7.7			75			1.4		
		VMP-6-31.5-090810	9/8/2010	14			<0.026	U		0.0032			<0.0026	U		<0.13	U		8.6			74			1.2		
		VMP-6-31.5-111710	11/17/2010	13			<0.025	U		0.003			<0.0025	U		0.012	J		7.5			76			1.4		
		VMP-6-31.5-020711	2/7/2011	13			<0.024	U		0.0023	J		<0.0024	U		0.01	J		5.9			78			1.5		
		VMP-6-31.5-041111	4/11/2011	13			<0.028	U		0.0021	J		<0.0028	U		0.08	J		5.2			80			1.5		
		VMP-6-31.5-080411	8/4/2011	12			<0.028	U		0.0024	J		<0.0028	U		0.015	J		6.2			78			2.6		
		VMP-6-31.5-111011	11/10/2011	14			<0.017	U		0.0023			<0.0017	U		0.0076	J		5.7			78			1.4		
		VMP-6-31.5-013112	1/31/2012	14			<0.017	U		0.0018			<0.0017	U		<0.086	U		4.4			79			1.8		
		VMP-6-31.5-041212	4/12/2012	10			<0.018	U		<0.0018	U		<0.0018	U		0.073	J		0.089			85			4.7		
		VMP-6-31.5-071612	7/16/2012	7.5			<0.024	U		<0.0024	U		<0.0024	U		0.069	J		0.0035			84			8.8		
	39 ft	VMP-6-39	11/9/2009	15			<0.023	U		0.0033			<0.0023	U		<0.11	U		8.3			73			1.3		
		VMP-6-39-041111	4/11/2011	12			<0.027	U		0.0022	J		<0.0027	U		0.083	J		5.2			77			3.9		
		VMP-6-39-013112	1/31/2012	14			<0.017	U		0.0023			<0.0017	U		<0.086	U		5.1			78			1.4		
		VMP-6-39-041212	4/12/2012	12			<0.02	U		0.000059	J		<0.002	U		0.13			0.15			86			1.6		
		VMP-6-39-071612	7/16/2012	10			<0.026	U		<0.0026	U		<0.0026	U		0.053	J		0.0073			84			5.6		
		VMP-6-39-071612-Dup	7/16/2012	10			<0.027	U		<0.0027	U		<0.0027	U		0.079	J		0.0074			84			5.6		

SEE LAST PAGE OF TABLE FOR NOTES

TABLE 5
CUMULATIVE SUMMARY OF SOIL VAPOR ANALYTICAL RESULTS - NATURAL GASES

Location	Depth	Sample ID	Sample Date	Carbon Dioxide			Carbon Monoxide			Ethane			Ethene			Helium			Methane			Nitrogen			Oxygen		
				Result (%)	Lab Qualifier	URS Qualifier	Result (%)	Lab Qualifier	URS Qualifier	Result (%)	Lab Qualifier	URS Qualifier	Result (%)	Lab Qualifier	URS Qualifier	Result (%)	Lab Qualifier	URS Qualifier	Result (%)	Lab Qualifier	URS Qualifier	Result (%)	Lab Qualifier	URS Qualifier	Result (%)	Lab Qualifier	URS Qualifier
VMP-7	5 ft	VMP-7-5	11/9/2009	1.7			<0.023	U		<0.0023	U		<0.0023	U		2.7			<0.00023	U		78			18		
		VMP-7-5-082610	8/26/2010	2.7			<0.026	U		<0.0026	U		<0.0026	U		1.9			0.0002	J		79			16		
		VMP-7-5-111910	11/19/2010	14			<0.024	U		<0.0024	U		<0.0024	U		0.76			0.0052			80			5.1		
		VMP-7-5-020711	2/7/2011	2.6			<0.026	U		<0.0026	U		<0.0026	U		0.082	J		0.000048	J		80			17		
		VMP-7-5-040711	4/7/2011	5.3			<0.027	U		<0.0027	U		<0.0027	U		0.025	J		<0.00027	U		80			15		
		VMP-7-5-080211	8/2/2011	16			<0.029	U		0.00035	J		<0.0029	U		0.014	J		2.3			80			1.5		
		VMP-7-5-111011	11/10/2011	13			<0.022	U		<0.0022	U		<0.0022	U		<0.11	U		<0.00022	U		80			6.8		
		VMP-7-5-111011-DUP	11/10/2011	12			<0.016	U		<0.0016	U		<0.0016	U		0.012	J		0.000022	J		80			7.9		
		VMP-7-5-013112	1/31/2012	11			<0.018	U		<0.0018	U		<0.0018	U		<0.088	U		0.000017	J		82			7.2		
		VMP-7-5-041212	4/12/2012	0.59			<0.019	U		<0.0019	U		<0.0019	U		0.15			0.00002	J		78			21		
		VMP-7-5-073112	7/31/2012	0.14			<0.02	U		<0.002	U		<0.002	U		0.59			0.00022			78			21		
	13.5 ft	VMP-7-13.5	11/9/2009	16			<0.022	U		<0.0022	U		<0.0022	U		<0.11	U		0.1			82			2.1		
		VMP-7-13.5-082610	8/26/2010	16			<0.029	U		0.000083	J		<0.0029	U		0.041	J		0.57			82			1.5		
		VMP-7-13.5-111910	11/19/2010	16			<0.024	U		0.00025	J		<0.0024	U		0.014	J		1.8			80			1.6		
		VMP-7-13.5-020711	2/7/2011	9.5			<0.025	U		<0.0025	U		<0.0025	U		0.0099	J		0.00016	J		82			8.6		
		VMP-7-13.5-040711	4/7/2011	11			<0.026	U		<0.0026	U		<0.0026	U		0.033	J		<0.00026	U		81			7.6		
		VMP-7-13.5-080311	8/3/2011	17			<0.029	U		0.00029	J		<0.0029	U		0.012	J		1.9			79			1.6		
		VMP-7-13.5-111011	11/10/2011	16			<0.016	U		<0.0016	U		<0.0016	U		0.0033	J		0.045			82			2.1		
		VMP-7-13.5-013112	1/31/2012	15			<0.018	U		<0.0018	U		<0.0018	U		0.41		J	0.014			83			1.6		
		VMP-7-13.5-013112-DUP	1/31/2012	15			<0.018	U		<0.0018	U		<0.0018	U		<0.092	U	UJ	0.014			83			1.5		
		VMP-7-13.5-041212	4/12/2012	0.69			<0.018	U		<0.0018	U		<0.0018	U		0.046	J		0.000046	J		78			21		
		VMP-7-13.5-041312-DUP	4/12/2012	0.8			<0.019	U		<0.0019	U		<0.0019	U		0.052	J		<0.00019	U		79			20		
		VMP-7-13.5-072012	7/20/2012	1.4			<0.019	U		<0.0019	U		<0.0019	U		0.034	J		0.000024	J		79			20		
	29.5 ft	VMP-7-29.5	11/9/2009	17			<0.023	U		<0.0023	U		<0.0023	U		<0.11	U		4.4			77			1.3		
		VMP - 7 - 29.5 - 083110	8/31/2010	15			<0.025	U		0.00058	J		<0.0025	U		<0.12	J	U	4.1			79			1.3		
		VMP-7-29.5-111910	11/19/2010	16			<0.025	U		0.00068	J		<0.0025	U		0.011	J		3.4			79			1.5		
		VMP-7-29.5-020711	2/7/2011	15			<0.026	U		0.00032	J		<0.0026	U		0.2			2			81			1.5		
		VMP-7-29.5-040711	4/7/2011	13			<0.025	U		0.00022	J		<0.0025	U		0.016	J		1.4			81			4.7		
		VMP-7-29.5-080311	8/3/2011	15			<0.03	U		0.00071	J		<0.003	U		0.0071	J		3.6			80			1.4		
		VMP-7-29.5-111111	11/11/2011	16			<0.018	U		0.00026	J		<0.0018	U		0.0032	J		1.8			80			1.4		
		VMP-7-29.5-020112	2/1/2012	15			<0.018	U		0.00016	J		<0.0018	U		<0.088	U		1			82			2		
		VMP-7-29.5-041312	4/13/2012	8.8			<0.018	U		<0.0018	U		<0.0018	U		0.062	J		0.0019			79			12		
		VMP-7-29.5-072012	7/20/2012	5.6			<0.019	U		<0.0019	U		<0.0019	U		0.014	J		0.000084	J		78			16		
		VMP-7-29.5-072012-Dup	7/20/2012	5.8			<0.019	U		<0.0019	U		<0.0019	U		0.02	J		0.000092	J		77			17		
	38 ft	VMP-7-38	11/9/2009	3.2			<0.024	U		<0.0024	U		<0.0024	U		<0.12	U		0.95			79			17		
		VMP-7-38-020711	2/7/2011	16			<0.022	U		0.00063	J		<0.0022	U		0.0087	J		2.2			80			1.5		
		VMP-7-38-040711	4/7/2011	15			<0.026	U		0.00028	J		<0.0026	U		0.013	J		1.8			81			1.9		
		VMP-7-38-020112	2/1/2012	15			<0.017	U		0.00017	J		<0.0017	U		<0.084	U		1.1			81			2.5		
		VMP-7-38-042512	4/25/2012	0.64			<0.024	U		<0.0024	U		<0.0024	U		0.034	J		0.000066	J		79			20		
		VMP-7-38-042512-Dup	4/25/2012	0.54			<0.024	U		<0.0024	U		<0.0024	U		0.04	J		0.000054	J		79			20		
VMP-8	5 ft	VMP-8-5	11/10/2009	5.1			<0.023	U		<0.0023	U		<0.0023	U		<0.12	U		<0.00023	U		79			16		
		VMP - 8 - 5 - 083010	8/30/2010	7.3			<0.027	U		<0.0027	U		<0.0027	U		0.039	J		0.00032			80			13		
		VMP-8-5-111810	11/17/2010	2			<0.023	U		<0.0023	U		<0.0023	U		0.14			0.0002	J		78			20		
		VMP-8-5-021011	2/10/2011	4			<0.025	U		<0.0025	U		<0.0025	U		0.018	J		0.00015	J		81			15		
		VMP-8-5-040711	4/7/2011	2.9			<0.028	U		<0.0028	U		<0.0028	U		0.032	J		0.00017	J		77			20		
		VMP-8-5-072711	7/27/2011	8.8			<0.03	U		<0.003	U		<0.003	U		0.018	J		0.000085	J		79			12		
		VMP-8-5-110311	11/3/2011	0.61			<0.017	U		<0.0017	U		<0.0017	U		<0.086	U		0.0001	J		82			17		
		VMP-8-5-012312	1/23/2012	1.1			<0.019	U		<0.0019	U		<0.0019	U		0.46			0.00024			77			21		
		VMP-8-5-041012	4/10/2012	2.1			<0.024	U		<0.0024	U		<0.0024	U		0.076	J		0.00013	J		81			17		
		VMP-8-5-073112	7/31/2012	3.5			<0.021	U		<0.0021	U		<0.0021	U		0.0093	J		0.00016	J		78			18		
	9.5 ft	VMP-8-9.5	11/10/2009	9			<0.022	U		<0.0022	U		<0.0022	U		0.79			<0.00022	U		78			12		
		VMP - 8 - 9.5 - 083010	8/30/2010	8.4			<0.051	U		<0.0051	U		<0.0051	U		<0.25	J	U	0.000048	J		80			12		
		VMP - 8 - 9.5 - 083010-DUP	8/30/2010	9.1			<0.025	U		<0.0025	U		<0.0025	U		0.024	J		0.000026	J		81			9.8		
		VMP-8-9.5-111810	11/17/2010	8.5			<0.024	U		<0.0024	U		<0.0024	U		0.026	J		0.000053	J		78			13		
		VMP-8-9.5-021011	2/10/2011	7.9			<0.025	U		<0.0025	U		<0.0025	U		0.015	J		<0.00025	U		79			13		
		VMP-8-9.5-040711	4/7/2011	7.4			<0.028	U		<0.0028	U		<0.0028	U		0.043	J		<0.00028	U		79			14		
		VMP-8-9.5-072711	7/27/2011	7.2			<0.04	U		<0.004	U		<0.004	U		0.0098	J		<0.0004	U		78			15		
		VMP-8-9.5-110311	11/3/2011	6.5			<0.017	U		<0.0017	U		<0.0017	U		0.0035	J		0.000027	J		79			14		
		VMP-8-9.5-012312	1/23/2012	6.2			<0.018	U		<0.0018	U		<0.0018	U		<0.092	U		0.000047	J		78			16		
		VMP-8-9.5-041012	4/10/2012	5.3			<0.024	U		<0.0024	U		<0.0024	U		0.06	J		0.000058	J		80			15		
		VMP-8-9.5-071312	7/13/2012	5.8			<0.019	U		<0.0019	U		<0.0019	U		0.092	J		0.000028	J		78			16		
		VMP-8-9.5-071312-Dup	7/13/2012	5.6			<0.018	U		<0.0018	U		<0.0018	U		0.026	J		0.000039	J		78			16		
	23.5 ft	VMP-8-23.5	11/10/2009	10			<0.024	U		<0.0024	U		<0.0024	U		<0.12	U		<0.00024	U		79			11		
		VMP - 8 - 23.5 - 083010	8/30/2010	9.3			<0.026	U		<0.0026	U		<0.0026	U		0.036	J		0.000032	J		81			9.9		
		VMP-8-23.5-111910	11/19/2010	9.9			<0.025	U		<0.0025	U		<0.0025	U		0.028	J		0.000069	J		79			11		
		VMP-8-23.5-021011	2/10/2011	9.3			<0.027	U		<0.0027	U		<0.0027	U		0.02	J		<0.00027	U		79			12		
		VMP-8-23.5-040711	4/7/2011	8.3			<0.025	U		<0.0025	U		<0.0025	U		0.029	J		<0.00025	U		79			13		
		VMP-8-23.5-040711-DUP	4/7/2011	11			<0.06	U		<0.006	U		<0.006	U		1.2			<0.0006	U		72			16		
		VMP-8-23.5-081011	8/10/2011	8.8			<0.026	U		<0.0026	U		<0.0026	U		0.0086	J		<0.00026	U		79			12		
		VMP-8-23.5-110611	11/6/2011	9.4			<0.019	U		<0.0019	U		<0.0019	U		0.006	J		0.000096	J		68			22		
		VMP-8-23.5-012312	1/23/2012	7.6			<0.019	U		<0.0019	U		<0.0019	U		<0.096	U		0.00029			77			15		
		VMP-8-23.5-041012	4/10/2012	6.3			<0.024	U		<0.0024	U		<0.0024	U		0.13			0.000097	J		80			14		
		VMP-8-23.5-071312	7/13/2012	6.3			<0.021	U		<0.0021	U		<0.0021	U		0.048	J		0.000046	J		79			15		

SEE LAST PAGE OF TABLE FOR NOTES

TABLE 5
CUMULATIVE SUMMARY OF SOIL VAPOR ANALYTICAL RESULTS - NATURAL GASES

Location	Depth	Sample ID	Sample Date	Carbon Dioxide			Carbon Monoxide			Ethane			Ethene			Helium			Methane			Nitrogen			Oxygen		
				Result (%)	Lab Qualifier	URS Qualifier	Result (%)	Lab Qualifier	URS Qualifier	Result (%)	Lab Qualifier	URS Qualifier	Result (%)	Lab Qualifier	URS Qualifier	Result (%)	Lab Qualifier	URS Qualifier	Result (%)	Lab Qualifier	URS Qualifier	Result (%)	Lab Qualifier	URS Qualifier	Result (%)	Lab Qualifier	URS Qualifier
VMP-9	5 ft	VMP-9-5	11/11/2009	3.8			<0.022	U		<0.0022	U		<0.0022	U		11			<0.00022	U		69			16		
		VMP-9-5-082610	8/26/2010	10			<0.023	U		<0.0023	U		<0.0023	U		0.012	J		0.000061	J		81			9.1		
		VMP-9-5-111910	11/19/2010	14			<0.024	U		<0.0024	U		<0.0024	U		0.042	J		0.00036			82			3.8		
		VMP-9-5-020811	2/8/2011	1.5			<0.022	U		<0.0022	U		<0.0022	U		0.01	J		<0.00022	U		78			20		
		VMP-9-5-040611	4/6/2011	10			<0.061	U		<0.0061	U		<0.0061	U		0.034	J		<0.00061	U		83			6.8		
		VMP-9-5-080211	8/2/2011	15			<0.03	U		<0.003	U		<0.003	U		0.015	J		0.24			83			1.8		
		VMP-9-5-110411	11/4/2011	3			<0.018	U		<0.0018	U		<0.0018	U		0.0093	J		0.000035	J		80			17		
		VMP-9-5-012612	1/26/2012	12			<0.015	U		<0.0015	U		<0.0015	U		<0.074	U		0.00017			82			6		
		VMP-9-5-041112	4/11/2012	0.34			<0.023	U		<0.0023	U		<0.0023	U		0.22			0.00009	J		80			19		
		VMP-9-5-071312	7/13/2012	0.045			<0.019	U		<0.0019	U		<0.0019	U		0.014	J		0.00022			79			21		
	11.5 ft	VMP-9-11.5	11/11/2009	12			<0.028	U		<0.0028	U		<0.0028	U		2.5			<0.00028	U		79			6.5		
		VMP-9-11.5-082610	8/26/2010	15			<0.026	U		0.00015	J		<0.0026	U		0.042	J		1.8			82			1.4		
		VMP-9-11.5-111910	11/19/2010	16			<0.027	U		<0.0027	U		<0.0027	U		0.021	J		1.5			81			1.6		
		VMP-9-11.5-020911	2/9/2011	10			<0.027	U		<0.0027	U		<0.0027	U		0.024	J		<0.00027	U		83			7		
		VMP-9-11.5-020911-DUP	2/9/2011	9.9			<0.021	U		<0.0021	U		<0.0021	U		0.0097	J		<0.00021	U		82			8.4		
		VMP-9-11.5-040611	4/6/2011	13			<0.059	U		<0.0059	U		<0.0059	U		0.035	J		0.0025			84			3.2		
		VMP-9-11.5-080211	8/2/2011	15			<0.028	U		0.0002	J		<0.0028	U		0.013	J		3			80			1.4		
		VMP-9-11.5-110411	11/4/2011	8.2			<0.018	U		<0.0018	U		<0.0018	U		0.0058	J		0.000029	J		80			12		
		VMP-9-11.5-012612	1/26/2012	14			<0.016	U		<0.0016	U		<0.0016	U		0.048	J		0.00003	J		83			2.8		
		VMP-9-11.5-041112	4/11/2012	1			<0.023	U		<0.0023	U		<0.0023	U		0.43			<0.00023	U		80			19		
		VMP-9-11.5-071312	7/13/2012	1.4			<0.021	U		<0.0021	U		<0.0021	U		0.14			<0.00021	U		79			19		
	25.5 ft	VMP-9-25.5	11/10/2009	17			<0.022	U		<0.0022	U		<0.0022	U		<0.11	U		3.8			78			1.2		
		VMP-9-25.5-D	11/10/2009	16			<0.025	U		<0.0025	U		<0.0025	U		<0.12	U		3.8			79			1.3		
		VMP-9-25.5-082610	8/26/2010	14			<0.024	U		0.00042	J		<0.0024	U		0.012	J	J	4.3			80			1.7		
		VMP-9-25.5-082610-DUP	8/26/2010	14			<0.026	U		0.0004	J		<0.0026	U		0.04	J	J	4.3			80			1.5		
		VMP-9-25.5-111910	11/19/2010	15			<0.028	U		0.0002	J		<0.0028	U		<0.14	U		3			80			1.6		
		VMP-9-25.5-020911	2/9/2011	15			<0.025	U		<0.0025	U		<0.0025	U		0.011	J		0.98			83			1.3		
		VMP-9-25.5-040811	4/8/2011	12			<0.026	U		<0.0026	U		<0.0026	U		9.2			0.64			75			3.3		
		VMP-9-25.5-080211	8/2/2011	14			<0.028	U		0.00024	J		<0.0028	U		0.012	J		3.5			81			1.5		
		VMP-9-25.5-110711	11/7/2011	16			<0.019	U		0.000059	J		<0.0019	U		0.0034	J		1.1			81			1.9		
		VMP-9-25.5-110711-DUP	11/7/2011	15			<0.016	U		0.000055	J		<0.0016	U		0.0058	J		1			82			1.6		
		VMP-9-25.5-012612	1/26/2012	15			<0.016	U		<0.0016	U		<0.0016	U		<0.08	U		0.43			83			1.5		
		VMP-9-25.5-041112	4/11/2012	3.2			<0.023	U		<0.0023	U		<0.0023	U		0.082	J		<0.00023	U		80			17		
		VMP-9-25.5-071312	7/13/2012	3			<0.026	U		<0.0026	U		<0.0026	U		0.088	J		<0.00026	U		78			19		
		VMP-9-25.5-071312-Dup	7/13/2012	3			<0.026	U		<0.0026	U		<0.0026	U		0.076	J		<0.00026	U		78			19		
	38.5 ft	VMP-9-38.5	11/10/2009	17			<0.022	U		<0.0022	U		<0.0022	U		<0.11	U		3.2			78			1.2		
		VMP-9-38.5-020911	2/9/2011	16			<0.021	U		0.00011	J		<0.0021	U		<0.1	U		1.4			81			1.5		
		VMP-9-38.5-040811	4/8/2011	15			<0.028	U		<0.0028	U		<0.0028	U		0.11	J		1.1			82			1.6		
		VMP-9-38.5-012612	1/26/2012	15			<0.017	U		<0.0017	U		<0.0017	U		<0.084	U		0.47			83			1.7		
		VMP-9-38.5-041112	4/11/2012	7.8			<0.021	U		<0.0021	U		<0.0021	U		0.036	J		0.00094			78			14		
		VMP-9-38.5-071312	7/13/2012	5.5			<0.028	U		<0.0028	U		<0.0028	U		0.1	J		0.00012	J		78			16		
VMP-10	5 ft	VMP-10-5	11/11/2009	3.9			<0.022	U		<0.0022	U		<0.0022	U		<0.11	U		<0.00022	U		78			18		
		VMP-10-5-090710	9/7/2010	5.2			<0.026	U		<0.0026	U		<0.0026	U		<0.13	J	U	0.00017	J		80			15		
		VMP-10-5-111810	11/17/2010	3.2			<0.024	U		<0.0024	U		<0.0024	U		0.024	J		<0.00024	U		79			18		
		VMP-10-5-021011	2/10/2011	3.8			<0.024	U		<0.0024	U		<0.0024	U		0.0094	J		0.00014	J		79			17		
		VMP-10-5-040511	4/5/2011	0.38			<0.022	U		<0.0022	U		<0.0022	U		0.29			0.00017	J		78			21		
		VMP-10-5-07/2911	7/29/2011	3.8			<0.052	U		<0.0052	U		<0.0052	U		0.16	J		<0.00052	U		79			17		
		VMP-10-5-110411	11/4/2011	2.5			<0.014	U		<0.0014	U		<0.0014	U		0.042	J		0.000056	J		78			19		
		VMP-10-5-012512	1/26/2012	3.3			<0.018	U		<0.0018	U		<0.0018	U		0.046	J		<0.00018	U		79			18		
		VMP-10-5-041212	4/12/2012	2.8			<0.019	U		<0.0019	U		<0.0019	U		0.071	J		0.000025	J		79			18		
		VMP-10-5-071312	7/13/2012	2.2			<0.026	U		<0.0026	U		<0.0026	U		0.059	J		0.00003	J		79			19		
	10 ft	VMP-10-10	11/11/2009	9.9			<0.023	U		<0.0023	U		<0.0023	U		<0.11	U		<0.00023	U		79			11		
		VMP-10-10-090710	9/7/2010	7.6			<0.026	U		<0.0026	U		<0.0026	U		<0.13	J	U	0.00013	J		79			13		
		VMP-10-10-111810	11/17/2010	5.3			<0.026	U		<0.0026	U		<0.0026	U		0.0082	J		<0.00026	U		79			16		
		VMP-10-10-021111	2/11/2011	4			<0.02	U		<0.002	U		<0.002	U		0.016	J		0.00009	J		79			17		
		VMP-10-10-040611	4/6/2011	2.2			<0.026	U		<0.0026	U		<0.0026	U		0.026	J		0.000048	J		79			19		
		VMP-10-10-072911	7/29/2011	5.5			<0.028	U		<0.0028	U		<0.0028	U		0.6			<0.00028	U		80			14		
		VMP-10-10-110411	11/4/2011	4.2			<0.018	U		<0.0018	U		<0.0018	U		0.016	J		<0.00018	U		80			16		
		VMP-10-10-110411-DUP	11/4/2011	4.3			<0.018	U		<0.0018	U		<0.0018	U		0.016	J		<0.00018	U		80			16		
		VMP-10-10-012512	1/26/2012	4			<0.018	U		<0.0018	U		<0.0018	U		<0.088	U		<0.00018	U		79			17		
		VMP-10-10-012512-DUP	1/26/2012	4.1			<0.018	U		<0.0018	U		<0.0018	U		<0.092	U		0.00011	J		79			17		
		VMP-10-10-041112	4/11/2012	3.9			<0.024	U		<0.0024	U		<0.0024	U		0.067	J		0.000046	J		80			16		
		VMP-10-10-071312	7/13/2012	3.2			<0.025	U		<0.0025	U		<0.0025	U		0.11	J		<0.00025	U		80			17		
	20 ft	VMP-10-20	11/11/2009	0.15		J	<0.022	U		<0.0022	U		<0.0022	U		<0.11	U		<0.00022	U		78			22		
		VMP-10-20-D	11/11/2009	0.23		J	<0.025	U		<0.0025	U		<0.0025	U		0.58			<0.00025	U		78			21		
		VMP-10-20-090710	9/7/2010	0.22			<0.056	U		<0.0056	U		<0.0056	U		<0.28	J	U	0.00019	J		80			20		
		VMP-10-20-090710-DUP	9/7/2010	0.16			<0.052	U		<0.0052	U		<0.0052	U		0.076	J		0.00025	J		74			26		
		VMP-10-20-111810	11/17/2010	8.3			<0.049	U		<0.0049	U		<0.0049	U		0.0098	J		<0.00049	U		79			13		
		VMP-10-20-111810-Dup	11/17/2010	7.4			<0.025	U		<0.0025	U		<0.0025	U		0.0043	J		0.000045	J		78			14		
		VMP-10-20-021111	2/11/2011	6.4			<0.051	U		<0.0051	U		<0.0051	U		0.012	J		<0.00051	U		78			16		
		VMP-10-20-040611	4/6/2011	0.58			<0.029	U		<0.0029	U		<0.0029	U		0.028	J		0.00019	J		78			21		
		VMP-10-20-072911	7/29/2011	7.1			<0.027	U		<0.0027	U		<0.0027	U		<0.14	U		<0.00027	U		80			13		
		VMP-10-20-110411	11/4/2011	4.6			<0.018	U		<0.0018	U		<0.0018	U		0.062	J		0.000073	J		79			16		
		VMP-10-20-012612	1/26/2012	5.6			<0.017	U		<0.0017	U		<0.0017	U		<0.084	U		0.000016	J		79			15		
		VMP-10-20-041212	4/12/2012	5.1			<0.019	U		<0.0019	U		<0.0019	U		0.065	J		0.000037	J		80			15		
		VMP-10-20-071612	7/16/2012	5			<0.024	U		<0.0024	U		<0.0024	U		0.09	J		<0.00024	U		79			16		
	30 ft	VMP-10-30	11/13/2009	16			<0.025	U		<0.0025	U		<0.0025	U		<0.12	U		<0.00025	U		81			3.4		
		VMP-10-30-041212	4/12/2012	6.1			<0.032	U		<0.0032	U		<0.0032	U		0.085	J		0.00092			80			14		
		VMP-10-30-071612	7/16/2012	5.9			<0.023	U		<0.0023	U		<0.0023	U		0.053	J		0.00026			79			15		

SEE LAST PAGE OF TABLE FOR NOTES

TABLE 5
CUMULATIVE SUMMARY OF SOIL VAPOR ANALYTICAL RESULTS - NATURAL GASES

Location	Depth	Sample ID	Sample Date	Carbon Dioxide			Carbon Monoxide			Ethane			Ethene			Helium			Methane			Nitrogen			Oxygen		
				Result (%)	Lab Qualifier	URS Qualifier	Result (%)	Lab Qualifier	URS Qualifier	Result (%)	Lab Qualifier	URS Qualifier	Result (%)	Lab Qualifier	URS Qualifier	Result (%)	Lab Qualifier	URS Qualifier	Result (%)	Lab Qualifier	URS Qualifier	Result (%)	Lab Qualifier	URS Qualifier	Result (%)	Lab Qualifier	URS Qualifier
VMP-11	5 ft	VMP-11-5	11/17/2009	7.8			<0.022	U		<0.0022	U		<0.0022	U		<0.11	U		1			87			4.4		
		VMP-11-5-090710	9/7/2010	8			<0.025	U		<0.0025	U		<0.0025	U		<0.12	J	U	0.00072			80			12		
		VMP-11-5-112210	11/22/2010	10			<0.026	U		<0.0026	U		<0.0026	U		0.016	J		0.000096	J		80			9.4		
		VMP-11-5-021111	2/11/2011	8.5			<0.023	U		<0.0023	U		<0.0023	U		0.018	J		0.00004	J		80			11		
		VMP-11-5-040611	4/6/2011	8			<0.027	U		<0.0027	U		<0.0027	U		0.022	J		0.002			80			12		
		VMP-11-5-080711	8/7/2011	7.1			<0.03	U		<0.003	U		<0.003	U		0.01	J		<0.0003	U		79			14		
		VMP-11-5-111111	11/11/2011	11			<0.018	U		<0.0018	U		<0.0018	U		0.65			0.000078	J		80			8.3		
		VMP-11-5-012612	1/26/2012	9.6			<0.018	U		<0.0018	U		<0.0018	U		<0.088	U		0.000049	J		81			9.5		
		VMP-11-5-041912	4/19/2012	3.4			<0.026	U		<0.0026	U		<0.0026	U		0.052	J		0.00024	J		73			24		
		VMP-11-5-071912	7/16/2012	2.4			<0.034	U		<0.0034	U		<0.0034	U		0.075	J		0.000057	J		78			19		
	8 ft	VMP-11-8	11/17/2009	11			<0.025	U		<0.0025	U		<0.0025	U		0.21			0.01			84			5.1		
		VMP-11-8-080910	9/8/2010	7.8			<0.053	U		<0.0053	U		<0.0053	U		0.018	J		0.0011			76			16		
		VMP-11-8-112210	11/22/2010	11			<0.026	U		<0.0026	U		<0.0026	U		0.031	J		<0.00026	U		80			8.8		
		VMP-11-8-021111	2/11/2011	9.4			<0.025	U		<0.0025	U		<0.0025	U		<0.12	U		<0.00025	U		81			9.7		
		VMP-11-8-021111-DUP	2/11/2011	9.4			<0.024	U		<0.0024	U		<0.0024	U		0.014	J		<0.00024	U		81			9.9		
		VMP-11-8-040611	4/6/2011	8.2			<0.028	U		<0.0028	U		<0.0028	U		0.017	J		0.00007	J		81			11		
		VMP-11-8-040611-DUP	4/6/2011	8.1			<0.029	U		<0.0029	U		<0.0029	U		0.034	J		0.000058	J		80			12		
		VMP-11-8-080711	8/7/2011	10			<0.03	U		<0.003	U		<0.003	U		0.015	J		<0.0003	U		81			9		
		VMP-11-8-111411	11/14/2011	9.7			<0.018	U		<0.0018	U		<0.0018	U		0.013	J		0.000055	J		80			9.7		
		VMP-11-8-012612	1/26/2012	10			<0.017	U		<0.0017	U		<0.0017	U		0.025	J		0.000023	J		81			9.1		
		VMP-11-8-041912	4/19/2012	4.6			<0.025	U		<0.0025	U		<0.0025	U		0.11	J		0.000048	J		78			17		
		VMP-11-8-072012	7/20/2012	3.7			<0.02	U		<0.002	U		<0.002	U		0.056	J		0.000055	J		79			17		
	29 ft	VMP-11-29	11/18/2009	17			<0.024	U		<0.0024	U		<0.0024	U		<0.12	U		0.14			80			2.4		
		VMP-11-29-090810	9/8/2010	14			<0.026	U		<0.0026	U		<0.0026	U		1			0.048			83			1.6		
		VMP-11-29-112210	11/22/2010	14			<0.028	U		<0.0028	U		<0.0028	U		0.0073	J		0.071			84			1.9		
		VMP-11-29-112210-Dup	11/22/2010	14			<0.028	U		<0.0028	U		<0.0028	U		0.013	J		0.071			84			1.5		
		VMP-11-29-021411	2/14/2011	14			<0.025	U		<0.0025	U		<0.0025	U		0.013	J		0.00048			82			3.6		
		VMP-11-29-040611	4/6/2011	15			<0.028	U		<0.0028	U		<0.0028	U		0.031	J		0.00062			83			1.8		
		VMP-11-29-082511	8/25/2011	14			<0.028	U		<0.0028	U		<0.0028	U		0.0056	J		0.0025			84			2		
		VMP-11-29-082511-Dup	8/25/2011	14			<0.028	U		<0.0028	U		<0.0028	U		0.0044	J		0.00013	J		84			2		
		VMP-11-29-111411	11/14/2011	14			<0.018	U		<0.0018	U		<0.0018	U		0.0064	J		0.00017	J		83			2.8		
		VMP-11-29-012612	1/26/2012	16			<0.017	U		<0.0017	U		<0.0017	U		<0.084	U		0.00022			82			1.9		
		VMP-11-29-042712	4/27/2012	10			<0.024	U		<0.0024	U		<0.0024	U		0.011	J		0.00004	J		81			8.7		
		VMP-11-29-072012	7/23/2012	7.2			<0.018	U		<0.0018	U		<0.0018	U		0.059	J		0.000098	J		80			13		
	38 ft	VMP-11-38	11/18/2009	16			<0.03	U		<0.003	U		<0.003	U		<0.15	U		0.35			81			1.8		
		VMP-11-38-042312	4/23/2012	17			<0.018	U		<0.0018	U		<0.0018	U		0.017	J		0.0066			82			1.5		
		VMP-11-38-042312-Dup	4/23/2012	17			<0.018	U		<0.0018	U		<0.0018	U		0.02	J		0.0067			81			1.7		
		VMP-11-38-072312	7/23/2012	16			<0.02	U		<0.002	U		<0.002	U		0.084	J		0.0037			82			1.5		
VMP-12	5 ft	VMP-12-5	11/13/2009	14			<0.025	U		<0.0025	U		<0.0025	U		<0.13	U		33			50			0.9		
		VMP-12-5-090310	9/3/2010	12			<0.027	U		0.0012	J		<0.0027	U		<0.13	U		36			49			0.97		
		VMP-12-5-120310	12/3/2010	13			<0.021	U		0.001	J		<0.0021	U		0.0086	J		36			47			1.3		
		VMP-12-5-021511	2/15/2011	7.6			<0.024	U		0.00044	J		<0.0024	U		0.021	J		18			72			1.6		
		VMP-12-5-041911	4/19/2011	7.4			<0.029	U		0.00088	J		<0.0029	U		0.023	J		31			59			1.4		
		VMP-12-5-080411	8/4/2011	12			<0.029	U		0.00068	J		<0.0029	U		0.062	J		24			61			2.1		
		VMP-12-5-111611	11/16/2011	7			<0.016	U		<0.0016	U		<0.0016	U		0.0056	J		0.0003			77			16		
		VMP-12-5-012412	1/24/2012	2.8			<0.018	U		<0.0018	U		<0.0018	U		1.4			0.0045			76			20		
		VMP-12-5-041912	4/19/2012	4			<0.024	U		<0.0024	U		<0.0024	U		0.57			0.000054	J		81			14		
		VMP-12-5-072612	7/26/2012	0.17			<0.02	U		<0.002	U		<0.002	U		0.2			0.00017	J		80			20		
		VMP-12-5-072612-Dup	7/26/2012	0.17			<0.018	U		<0.0018	U		<0.0018	U		0.13			0.00017	J		80			20		
	11.5 ft	VMP-12-11.5	11/13/2009	14			<0.022	U		<0.0022	U		<0.0022	U		<0.11	U		34			49			0.84		
		VMP-12-11.5-090310	9/3/2010	13			<0.028	U		0.0011	J		<0.0028	U		<0.14	U		38			46			1.1		
		VMP-12-11.5-120310	12/3/2010	11			<0.021	U		0.00072	J		<0.0021	U		0.039	J		27			58			2.5		
		VMP-12-11.5-021511	2/15/2011	9.1			<0.027	U		0.00099	J		<0.0027	U		0.022	J		35			53			1.5		
		VMP-12-11.5-021511-DUP	2/15/2011	8.6			<0.023	U		0.00094	J		<0.0023	U		0.04	J		34			54			2.3		
		VMP-12-11.5-041911	4/19/2011	9.2			<0.026	U		0.0011	J		<0.0026	U		0.023	J		37			50			1.6		
		VMP-12-11.5-080411	8/4/2011	12			<0.028	U		0.00052	J		<0.0028	U		<0.14	U		21			64			1.7		
		VMP-12-11.5-111611	11/16/2011	7.7			<0.017	U		<0.0017	U		<0.0017	U		<0.084	U		0.16			80			12		
		VMP-12-11.5-012412	1/24/2012	9.6			<0.017	U		<0.0017	U		<0.0017	U		0.031	J		3.3			84			2.7		
		VMP-12-11.5-041912	4/19/2012	5.8			<0.026	U		<0.0026	U		<0.0026	U		0.073	J		1.3			80			13		
		VMP-12-11.5-082012	8/20/2012	0.22			<0.03	U		<0.003	U		<0.003	U		<0.15	U		0.00012	J		80			20		
	25 ft	VMP-12-25	11/13/2009	14			<0.023	U		<0.0023	U		<0.0023	U		<0.11	U		33			49			0.84		
		VMP-12-25-090310	9/3/2010	13			<0.026	U		0.0012	J		<0.0026	U		<0.13	J	U	36			47			0.99		
		VMP-12-25-120310	12/3/2010	13			<0.022	U		0.000091	J		<0.0022	U		<0.11	U		4.8			80			1.5		
		VMP-12-25-021511	2/15/2011	13			<0.027	U		0.00089	J		<0.0027	U		0.026	J		32			52			1.4		
		VMP-12-25-041911	4/19/2011	13			<0.028	U		0.00097	J		<0.0028	U		0.032	J		35			49			1.1		
		VMP-12-25-080411	8/4/2011	12			<0.026	U		0.001	J		<0.0026	U		0.013	J		35			49			2.2		
		VMP-12-25-111611	11/16/2011	12			<0.016	U		0.001	J		<0.0016	U		<0.078	U		36			49			1.5		
		VMP-12-25-012412	1/24/2012	12			<0.017	U		0.00086	J		<0.0017	U		0.0067	J		31			54			1.3		J
		VMP-12-25-012412-DUP	1/24/2012	12			<0.018	U		0.00085	J		<0.0018	U		0.043	J		30			55			1.8		J
		VMP-12-25-041912	4/19/2012	9.5			<0.018	U		0.00067	J		<0.0018	U		0.046	J		29			58			2.3		
		VMP-12-25-072712	7/27/2012	12			<0.02	U		0.00012	J		<0.002	U		0.037	J		4.8			81			1.9		
		VMP-12-25-072712-Dup	7/27/2012	12			<0.02	U		0.000088	J		<0.002	U		0.035	J		5			81			1.6		
	39 ft	VMP-12-39	11/13/2009	14			<0.024	U		<0.0024	U		<0.0024	U		<0.12	U		32			50			0.95		
		VMP-12-39-041911	4/19/2011	13			<0.03	U		0.0014	J		<0.003	U		0.014	J		42			42			1		
		VMP-12-39-012412	1/24/2012	12			<0.018	U		0.0017	J		<0.0018	U		<0.088	U		49			36			1.1		
		VMP-12-39-041912	4/19/2012	12			<0.018	U		0.0009	J		<0.0018	U		0.082	J		40			46			1		
		VMP-12-39-072612	7/26/2012	12			<0.02	U		0.0005	J		<0.002	U		0.034	J		21			65			1.4		

SEE LAST PAGE OF TABLE FOR NOTES

TABLE 5
CUMULATIVE SUMMARY OF SOIL VAPOR ANALYTICAL RESULTS - NATURAL GASES

Location	Depth	Sample ID	Sample Date	Carbon Dioxide			Carbon Monoxide			Ethane			Ethene			Helium			Methane			Nitrogen			Oxygen		
				Result (%)	Lab Qualifier	URS Qualifier	Result (%)	Lab Qualifier	URS Qualifier	Result (%)	Lab Qualifier	URS Qualifier	Result (%)	Lab Qualifier	URS Qualifier	Result (%)	Lab Qualifier	URS Qualifier	Result (%)	Lab Qualifier	URS Qualifier	Result (%)	Lab Qualifier	URS Qualifier	Result (%)	Lab Qualifier	URS Qualifier
VMP-13	5 ft	VMP-13-5	11/16/2009	14			<0.024	U		<0.0024	U		<0.0024	U		<0.12	U		0.82			82			2.5		
		VMP 13-5-091310	9/13/2010	8.4			<0.026	U		<0.0026	U		<0.0026	U		<0.13	U		0.00088			84			7		
		VMP-13-5-120110	12/1/2010	6.1			<0.023	U		<0.0023	U		<0.0023	U		0.047	J		<0.00023	U		81			13		
		VMP-13-5-021811	2/18/2011	3.6			<0.073	U		<0.0073	U		<0.0073	U		0.017	J		0.0048			80			16		
		VMP-13-5-040511	4/5/2011	3.4			<0.055	U		<0.0055	U		<0.0055	U		0.079	J		<0.00055	U		81			16		
		VMP-13-5-080911	8/9/2011	9.1			<0.03	U		<0.003	U		<0.003	U		0.24			0.0095			84			6.5		
		VMP-13-5-080911-DUP	8/9/2011	6.2			<0.026	U		<0.0026	U		<0.0026	U		0.17			0.0061			83			11		
		VMP-13-5-111411	11/14/2011	6.2			<0.018	U		<0.0018	U		<0.0018	U		0.0074	J		0.000065	J		82			12		
		VMP-13-5-012712	1/27/2012	4.6			<0.016	U		<0.0016	U		<0.0016	U		0.0064	J		0.000092	J		81			14		
		VMP-13-5-042012	4/20/2012	3.4			<0.026	U		<0.0026	U		<0.0026	U		<0.13	U		0.000032	J		81			16		
		VMP-13-5-071912	7/19/2012	4.3			<0.024	U		<0.0024	U		<0.0024	U		0.14			0.000083	J		80			16		
		VMP-13-5-071912-Dup	7/19/2012	4.4			<0.024	U		<0.0024	U		<0.0024	U		0.032	J		0.000079	J		80			16		
	10.5 ft	VMP-13-10.5	11/17/2009	0.14		J	<0.024	U		<0.0024	U		<0.0024	U		<0.12	U		0.0079		J	80			20		
		VMP-13-10.5-D	11/17/2009	0.23		J	<0.025	U		<0.0025	U		<0.0025	U		<0.12	U		0.015		J	79			21		
		VMP 13-10.5-091310	9/13/2010	11			<0.049	U		<0.0049	U		<0.0049	U		<0.24	U		0.068			86			3.4		
		VMP 13-10.5-091310-Dup	9/13/2010	11			<0.048	U		<0.0048	U		<0.0048	U		<0.24	U		0.076			85			3.6		
		VMP-13-10.5-120110	12/1/2010	8.6			<0.026	U		<0.0026	U		<0.0026	U		0.028	J		0.00032			82			8.8		
		VMP-13-10.5-120110-DUP	12/1/2010	8.6			<0.027	U		<0.0027	U		<0.0027	U		<0.14	U		0.0003			83			8.7		
		VMP-13-10.5-021811	2/18/2011	12			<0.027	U		0.00022	J		<0.0027	U		<0.13	U		1.1			84			2.5		
		VMP-13-10.5-021811-DUP	2/18/2011	12			<0.026	U		0.00023	J		<0.0026	U		0.021	J		1.1			85			1.9		
		VMP-13-10.5-040511-DUP	4/5/2011	5.9			<0.028	U		<0.0028	U		<0.0028	U		0.023	J		<0.00028	U		83			11		
		VMP-13-10.5-080911	8/9/2011	11			<0.03	U		0.00012	J		<0.003	U		0.0088	J		0.59			87			1.7		
		VMP-13-10.5-111411	11/14/2011	7			<0.018	U		<0.0018	U		<0.0018	U		0.0057	J		0.000084	J		83			10		
		VMP-13-10.5-012712	1/26/2012	5.8			<0.017	U		<0.0017	U		<0.0017	U		0.23			0.000062	J		82			12		
		VMP-13-10.5-012712-DUP	1/26/2012	5.9			<0.018	U		<0.0018	U		<0.0018	U		0.75			0.000064	J		81			12		
		VMP-13-10.5-042012	4/20/2012	4.2			<0.023	U		<0.0023	U		<0.0023	U		<0.11	U		0.00005	J		81			15		
		VMP-13-10.5-071912	7/19/2012	5.9			<0.024	U		<0.0024	U		<0.0024	U		0.045	J		0.00005	J		81			13		
	21.5 ft	VMP-13-21.5	11/17/2009	15			<0.021	U		<0.0021	U		<0.0021	U		<0.11	U		1.6			81			1.3		
		VMP 13-21.5-091310	9/13/2010	12			<0.024	U		0.00034	J		<0.0024	U		<0.12	U		2			83			2.5		
		VMP-13-21.5-120110	12/1/2010	13			<0.024	U		0.00037	J		<0.0024	U		0.02	J		1.8			83			1.8		
		VMP-13-21.5-021811	2/18/2011	12			<0.025	U		0.00026	J		<0.0025	U		0.027	J		1.2			85			1.9		
		VMP-13-21.5-040511	4/5/2011	7.5			<0.024	U		0.0002	J		<0.0024	U		0.029	J		0.88			83			8.2		
		VMP-13-21.5-080911	8/9/2011	11			<0.03	U		0.00038	J		<0.003	U		0.0062	J		1.9			85			1.6		
		VMP-13-21.5-111411	11/14/2011	11			<0.018	U		0.00026	J		<0.0018	U		0.005	J		1.1			86			1.5		
		VMP-13-21.5-111411-DUP	11/14/2011	11			<0.018	U		0.00025	J		<0.0018	U		0.0038	J		1.1			86			1.5		
		VMP-13-21.5-012712	1/27/2012	12			<0.016	U		0.00012	J		<0.0016	U		<0.08	U		0.5			85			2.8		
		VMP-13-21.5-042012	4/20/2012	10			<0.024	U		<0.0024	U		<0.0024	U		<0.12	U		0.074			82			8.3		
		VMP-13-21.5-071912	7/19/2012	10			<0.025	U		<0.0025	U		<0.0025	U		0.042	J		0.0027			82			7.7		
	29.5 ft	VMP-13-29.5	11/17/2009	13			<0.024	U		<0.0024	U		<0.0024	U		<0.12	U		1.6			81			1.7		
		VMP-13-29.5-021811	2/18/2011	13			<0.022	U		0.00052	J		<0.0022	U		0.01	J		1.8			83			1.6		
		VMP-13-29.5-040511	4/5/2011	12			<0.022	U		0.00047	J		<0.0022	U		0.0083	J		2			84			1.7		
		VMP-13-29.5-013012	1/30/2012	12			<0.017	U		0.0002	J		<0.0017	U		0.023	J		0.84			85			2		
		VMP-13-29.5-042012	4/20/2012	12			<0.017	U		0.00014	J		<0.0017	U		0.0058	J		0.4			86			1.5		
		VMP-13-29.5-071912	7/19/2012	13			<0.019	U		0.000073	J		<0.0019	U		0.084	J		0.18			85			1.7		
VMP-14	5 ft	VMP-14-5	11/20/2009	2			<0.026	U		<0.0026	U		<0.0026	U		0.13			0.0013			87			11		
		VMP 14-5-091010	9/10/2010	19			<0.025	U		0.0063			<0.0025	U		0.01	J		10			69			1.8		
		VMP-14-5-120110	12/1/2010	2.6			<0.024	U		<0.0024	U		<0.0024	U		0.025	J		0.00007	J		85			12		
		VMP-14-5-021711	2/17/2011	1.9			<0.026	U		<0.0026	U		<0.0026	U		0.031	J		0.016			93			5		
		VMP-14-5-040511	4/5/2011	2.6			<0.027	U		<0.0027	U		<0.0027	U		0.025	J		0.0022			78			19		
		VMP-14-5-080811	8/8/2011	16			<0.028	U		0.0081			<0.0028	U		0.0098	J		19			62			1.8		
		VMP-14-5-111411	11/14/2011	8.2			<0.018	U		<0.0018	U		<0.0018	U		1.5			0.000018	J		76			14		
		VMP-14-5-042012	4/20/2012	2.9			<0.025	U		<0.0025	U		<0.0025	U		0.026	J		<0.00025	U		79			18		
		VMP-14-5-072312	7/23/2012	8.5			<0.021	U		<0.0021	U		<0.0021	U		0.039	J		<0.00021	U		80			11		
	11.5 ft	VMP-14-11.5	11/16/2009	12			<0.025	U		0.005			<0.0025	U		<0.12	U		15			71			1.4		
		VMP 14-11.5-091010	9/10/2010	16			<0.023	U		0.01			<0.0023	U		0.0087	J		20			62			1.1		
		VMP-14-11.5-120110	12/2/2010	3.6			<0.025	U		0.001	J		<0.0025	U		0.029	J		2.8			92			1.6		
		VMP-14-11.5-120110-DUP	12/2/2010	3.6			<0.024	U		0.001	J		<0.0024	U		0.0068	J		2.8			92			1.6		
		VMP-14-11.5-021711	2/17/2011	3.6			<0.028	U		<0.0028	U		<0.0028	U		0.0073	J		0.15			93			3		
		VMP-14-11.5-021711-DUP	2/17/2011	3.7			<0.028	U		<0.0028	U		<0.0028	U		0.039	J		0.16			93			2.8		
		VMP-14-11.5-040511	4/5/2011	11			<0.027	U		<0.0027	U		<0.0027	U		0.028	J		0.0024			79			10		
		VMP-14-11.5-080811	8/8/2011	18			<0.028	U		0.0021	J		<0.0028	U		0.01	J		4.5			76			1.6		
		VMP-14-11.5-111511	11/15/2011	14			<0.017	U		0.001	J		<0.0017	U		0.25			3.4			81			1.6		
		VMP-14-11.5-012612	1/26/2012	4.2			<0.018	U		0.00082	J		<0.0018	U		<0.088	U		4.5			88			3.3		
		VMP-14-11.5-042312	4/23/2012	4.5			<0.024	U		<0.0024	U		<0.0024	U		0.11	J		0.0001	J		85			10		
		VMP-14-11.5-042312-Dup	4/23/2012	4.1			<0.03	U		<0.003	U		<0.003	U		0.085	J		0.00011	J		84			12		
		VMP-14-11.5-072512	7/25/2012	15			<0.019	U		0.00035	J		<0.0019	U		0.032	J		2			82			1.4		
	20 ft	VMP-14-20	11/16/2009	18			<0.024	U		0.0062			<0.0024	U		<0.12	U		18			60			1.3		
		VMP 14-20-091010	9/10/2010	17			<0.023	U		0.012			<0.0023	U		<0.12	U		22			57			0.97		
		VMP 14-20-091010-Dup	9/10/2010	17			<0.024	U		0.011			<0.0024	U		<0.12	U		22			57			1.1		
		VMP-14-20-120110	12/2/2010	18			<0.024	U		0.0047			<0.0024	U		0.0053	J		19			59			1.2		
		VMP-14-20-021811	2/18/2011	16			<0.027	U		0.0058			<0.0027	U		0.025	J		13			67			1.7		
		VMP-14-20-040511	4/5/2011	14			<0.053	U		0.006			<0.0053	U		0.028	J		12			68			4		
		VMP-14-20-080811	8/8/2011	16			<0.028	U		0.0088			<0.0028	U		1.2			21			58			1.8		
		VMP-14-20-111511	11/15/2011	18			<0.018	U		0.006			<0.0018	U		0.013	J		17			62			1.2		
		VMP-14-20-012612	1/26/2012	17			<0.018	U		0.0037			<0.0018	U		<0.088	U		12			68			1.4		
		VMP-14-20-042312	4/23/2012	15			<0.019	U		0.0021			<0.0019	U		0.0094	J		7.4			74			2.1		
		VMP-14-20-072512	7/25/2012	14			<0.018	U		0.0014	J		<0.0018	U		0.024	J		5.7			76			3		
	29 ft	VMP-14-29	11/16/2009	17			<0.023	U		0.0073			<0.0023	U		<0.12	U		18			60			1		
		VMP-14-29-021811	2/18/2011	16			<0.026	U		0.0062			<0.0026	U		0.61			13			66			1.6		
		VMP-14-29-040511	4/5/2011	16			<0.028	U		0.0058			<0.0028	U		0.025	J		13			67			1.3		
		VMP-14-29-012612	1/26/2012	17			<0.016	U		0.0039			<0.0016	U		<0.082	U		12			68			1.3		
		VMP-14-29-042312	4/23/2012	15			<0.018	U		0.0023			<0.0018	U		0.0071	J		7.4			75			1.4		
		VMP-14-29-072512	7/25/2012	15			<0.019	U		0.0017	J		<0.0019	U		0.045	J		6.2			76			1.2		

SEE LAST PAGE OF TABLE FOR NOTES

TABLE 5
CUMULATIVE SUMMARY OF SOIL VAPOR ANALYTICAL RESULTS - NATURAL GASES

Location	Depth	Sample ID	Sample Date	Carbon Dioxide			Carbon Monoxide			Ethane			Ethene			Helium			Methane			Nitrogen			Oxygen		
				Result (%)	Lab Qualifier	URS Qualifier	Result (%)	Lab Qualifier	URS Qualifier	Result (%)	Lab Qualifier	URS Qualifier	Result (%)	Lab Qualifier	URS Qualifier	Result (%)	Lab Qualifier	URS Qualifier	Result (%)	Lab Qualifier	URS Qualifier	Result (%)	Lab Qualifier	URS Qualifier	Result (%)	Lab Qualifier	URS Qualifier
VMP-15	5 ft	VMP-15-5	11/18/2009	13			<0.025	U		<0.0025	U		<0.0025	U		<0.13	U		<0.00025	U		82			4.8		
		VMP-15-5-D	11/18/2009	13			<0.025	U		<0.0025	U		<0.0025	U		<0.13	U		<0.00025	U		82			4.8		
		VMP 15-5-091410	9/14/2010	17			<0.025	U		<0.0025	U		<0.0025	U		<0.13	J	U	0.00012	J		80			3		
		VMP-15-5-113010	11/30/2010	15			<0.024	U		0.00077	J		<0.0024	U		0.04	J		1.3			82			1.5		
		VMP-15-5-021611	2/16/2011	10			<0.028	U		<0.0028	U		<0.0028	U		0.022	J		0.069			85			4.9		
		VMP-15-5-042011	4/20/2011	15			<0.026	U		<0.0026	U		<0.0026	U		0.04	J		0.056			83			1.9		
		VMP-15-5-080811	8/8/2011	14			<0.023	U		<0.0023	U		<0.0023	U		0.013	J		0.00011	J		78			7.6		
		VMP-15-5-111511	11/15/2011	11			<0.017	U		<0.0017	U		<0.0017	U		0.0082	J		0.000091	J		82			6.6		
		VMP-15-5-020112	2/1/2012	9.2			<0.017	U		<0.0017	U		<0.0017	U		<0.086	U		<0.00017	U		90			9.8		
		VMP-15-5-042412	4/24/2012	11			<0.023	U		<0.0023	U		<0.0023	U		0.02	J		0.0036			82			6.6		
		VMP-15-5-072512	7/25/2012	12			<0.02	U		<0.002	U		<0.002	U		<0.098	U		0.000068	J		78			10		
	21.5 ft	VMP-15-21.5	11/18/2009	18			<0.023	U		0.012			<0.0023	U		<0.11	U		19			60			1.2		
		VMP 15-21.5-091410	9/14/2010	17			<0.025	U		0.012			<0.0025	U		1			13			66			2.3		
		VMP-15-21.5-113010	11/30/2010	19			<0.024	U		0.0085			<0.0024	U		0.22			11			68			1.3		
		VMP-15-21.5-021611	2/16/2011	18			<0.027	U		0.0034			<0.0027	U		0.0097	J		5.4			75			1.6		
		VMP-15-21.5-042011	4/20/2011	18			<0.028	U		0.0055			<0.0028	U		0.022	J		8.3			72			1.5		
		VMP-15-21.5-080811	8/8/2011	19			<0.028	U		0.013			<0.0028	U		0.016	J		16			64			1.3		
		VMP-15-21.5-111511	11/15/2011	16			<0.017	U		0.0021			<0.0017	U		0.0053	J		3.9			78			1.6		
		VMP-15-21.5-020112	2/1/2012	15			<0.017	U		0.0013	J		<0.0017	U		<0.084	U		2.2			79			3.8		
		VMP-15-21.5-042412	4/24/2012	17			<0.018	U		0.00051	J		<0.0018	U		0.0094	J		1.1			80			1.7		
		VMP-15-21.5-072512	7/25/2012	16			<0.021	U		0.00076	J		<0.0021	U		0.011	J		1.6			81			1.5		
	25.5 ft	VMP-15-25.5	11/18/2009	17			<0.024	U		0.014			<0.0024	U		<0.12	U		20			60			1.1		
		VMP 15-25.5-091410	9/14/2010	7.1			<0.067	U		<0.0067	U		<0.0067	U		5.3			0.013			74			14		
		VMP-15-25.5-021611	2/16/2011	7.6			<0.026	U		0.0004	J		<0.0026	U		4.3			0.6			79			8.5		
		VMP-15-25.5-042011	4/20/2011	3.9			<0.028	U		<0.0028	U		<0.0028	U		9.9			0.0012			71			15		
		VMP-15-25.5-042011-DUP	4/20/2011	3.7			<0.026	U		<0.0026	U		<0.0026	U		9.5			0.0071			72			15		
		VMP-15-25.5-080811	8/8/2011	15			<0.028	U		<0.0028	U		<0.0028	U		3.6			0.0036			75			5.9		
		VMP-15-25.5-111511	11/15/2011	5			<0.017	U		<0.0017	U		<0.0017	U		4.1			0.012			78			13		
		VMP-15-25.5-073112	7/31/2012	7.1			<0.018	U		<0.0018	U		<0.0018	U		0.036	J		0.051			81			12		
	29 ft	VMP-15-29	11/19/2009	17			<0.024	U		0.014			<0.0024	U		<0.12	U		20			60			1.2		
		VMP-15-29-073112	7/31/2012	10			<0.02	U		0.00038	J		<0.002	U		2.5			0.7			80			6.9		
VMP-16	5 ft	VMP-16-5	11/20/2009	0.12			<0.025	U		<0.0025	U		<0.0025	U		38			<0.00025	U		49			13		
		VMP-16-5-090210	9/2/2010	18			<0.024	U		0.0014	J		<0.0024	U		0.032	J		43			38			1		
		VMP-16-5-112910	11/29/2010	12			<0.022	U		0.0008	J		<0.0022	U		0.1	J		32			48			7.3		
		VMP-16-5-021511	2/15/2011	15			<0.026	U		0.00093	J		<0.0026	U		0.03	J		43			40			1		
		VMP-16-5-042211	4/22/2011	17			<0.026	U		0.001	J		<0.0026	U		0.04	J		48			33			1.1		
		VMP-16-5-080511	8/5/2011	13			<0.028	U		0.00012	J		<0.0028	U		0.69			4.2			78			3.9		
		VMP-16-5-042512	4/25/2012	17			<0.019	U		0.00065	J		<0.0019	U		0.0089	J		24			57			1.1		
		VMP-16-5-073012	7/30/2012	20			<0.018	U		0.00023	J		<0.0018	U		<0.09	U		6.8			71			1.3		
	13.5 ft	VMP-16-13.5	11/19/2009	0.79			<0.024	U		<0.0024	U		<0.0024	U		24			0.1			58			17		
		VMP-16-13.5-090210	9/2/2010	19			<0.025	U		0.0014	J		<0.0025	U		<0.12	J	U	46			34			0.78		J
		VMP-16-13.5-090210-DUP	9/2/2010	18			<0.025	U		0.0014	J		<0.0025	U		<0.12	J	U	45			35			2		J
		VMP-16-13.5-112910	11/29/2010	17			<0.022	U		0.0012	J		<0.0022	U		0.011	J		50			31			0.84		
		VMP-16-13.5-021611	2/16/2011	15			<0.027	U		0.00087	J		<0.0027	U		0.013	J		37			46			1.1		
		VMP-16-13.5-021611-DUP	2/16/2011	14			<0.026	U		0.00084	J		<0.0026	U		0.039	J		36			49			1.1		
		VMP-16-13.5-042211	4/22/2011	16			<0.028	U		0.00099	J		<0.0028	U		0.064	J		48			33			0.93		
		VMP-16-13.5-080511	8/5/2011	8.4		J	<0.028	U	UJ	<0.0028	U	UJ	<0.0028	U	UJ	6.4		J	1.1		J	74		J	9.6		J
		VMP-16-13.5-042512	4/25/2012	16			<0.018	U		0.001	J		<0.0018	U		0.0078	J		46			36			1.4		
		VMP-16-13.5-073012	7/30/2012	18			<0.018	U		0.00063	J		<0.0018	U		<0.092	U		21			59			1.1		
	19 ft	VMP-16-19	11/19/2009	2.2			<0.026	U		<0.0026	U		<0.0026	U		14			3.9			65			15		
		VMP-16-19-090210	9/2/2010	19			<0.025	U		0.0014	J		<0.0025	U		<0.12	U		51			28			0.73		
		VMP-16-19-112910	11/29/2010	17			<0.022	U		0.0012	J		<0.0022	U		0.014	J		51			29			1.5		
		VMP-16-19-021611	2/16/2011	14			<0.026	U		0.0009	J		<0.0026	U		0.016	J		40			44			1.3		
		VMP-16-19-042711	4/27/2011	16			<0.026	U		0.00071	J		<0.0026	U		3.4			33			46			1.2		
		VMP-16-19-042711-DUP	4/27/2011	15			<0.026	U		0.00071	J		<0.0026	U		3.6			31			48			1.9		
		VMP-16-19-042512	4/25/2012	16			<0.021	U		0.0011	J		<0.0021	U		0.0079	J		50			32			0.87		
		VMP-16-19-073012	7/30/2012	14			<0.016	U		0.00086	J		<0.0016	U		<0.079	U		32			49			4		
	31 ft	VMP-16-31	11/19/2009	4			<0.023	U		<0.0023	U		<0.0023	U		8.7			12			66			9.2		
		VMP-16-31-D	11/19/2009	3.7			<0.023	U		<0.0023	U		<0.0023	U		8.4			11			67			9.4		
		VMP-16-31-090310	9/3/2010	0.09			<0.061	U		<0.0061	U		<0.0061	U		22			0.00046	J		62			16		
		VMP-16-31-112910	11/29/2010	17			<0.022	U		0.0012	J		<0.0022	U		0.034	J		51			29			1.2		
		VMP-16-31-042512	4/25/2012	16			<0.021	U		0.0011	J		<0.0021	U		0.0098	J		51			31			0.94		
		VMP-16-31-073012	7/30/2012	15			<0.018	U		0.0011	J		<0.0018	U		0.011	J		42			41			0.94		
VMP-17	5 ft	VMP-17-5	6/21/2010	6.7			<0.029	U		<0.0029	U		<0.0029	U		<0.14	U		0.00014	J		81			12		
		VMP-17-5-DUP	6/21/2010	6.8			<0.03	U		<0.003	U		<0.003	U		<0.15	U		0.00018	J		81			12		
		VMP-17-5-090110	9/1/2010	7.8			<0.054	U		<0.0054	U		<0.0054	U		0.089	J		<0.00054	J	U	80			12		
		VMP-17-5-112210	11/22/2010	5			<0.027	U		<0.0027	U		<0.0027	U		0.011	J		<0.00027	U		79			16		
		VMP-17-5-020711	2/7/2011	2			<0.051	U		<0.0051	U		<0.0051	U		<0.25	U		0.00017	J		73			25		
		VMP-17-5-040611	4/6/2011	3.2			<0.03	U		<0.003	U		<0.003	U		0.02	J		<0.0003	U		79			18		
		VMP-17-5-080111	8/1/2011	6.2			<0.029	U		<0.0029	U		<0.0029	U		0.012	J		0.0018			81			13		
		VMP-17-5-110711	11/7/2011	3.4			<0.022	U		<0.0022	U		<0.0022	U		0.0044	J		0.000024	J		78			18		
		VMP-17-5-012612	1/26/2012	2.8			<0.018	U		<0.0018	U		<0.0018	U		<0.09	U		<0.00018	U		79			18		
		VMP-17-5-041112	4/11/2012	1.1			<0.023	U		<0.0023	U		<0.0023	U		0.02	J		0.000064	J		79			20		
		VMP-17-5-071112	7/11/2012	0.69			<0.02	U		<0.002	U		<0.002	U		0.044	J		0.000051	J		79			20		

SEE LAST PAGE OF TABLE FOR NOTES

TABLE 5
CUMULATIVE SUMMARY OF SOIL VAPOR ANALYTICAL RESULTS - NATURAL GASES

Location	Depth	Sample ID	Sample Date	Carbon Dioxide			Carbon Monoxide			Ethane			Ethene			Helium			Methane			Nitrogen			Oxygen		
				Result (%)	Lab Qualifier	URS Qualifier	Result (%)	Lab Qualifier	URS Qualifier	Result (%)	Lab Qualifier	URS Qualifier	Result (%)	Lab Qualifier	URS Qualifier	Result (%)	Lab Qualifier	URS Qualifier	Result (%)	Lab Qualifier	URS Qualifier	Result (%)	Lab Qualifier	URS Qualifier	Result (%)	Lab Qualifier	URS Qualifier
VMP-18	8.5 ft	VMP-18-8.5	6/18/2010	7.7			<0.029	U		<0.0029	U		<0.0029	U		<0.14	U		0.000026	J		81			11		
		VMP-18-8.5-090710	9/7/2010	9.3			<0.026	U		<0.0026	U		<0.0026	U		0.021	J		0.00011	J		80			11		
		VMP-18-8.5-111910	11/19/2010	8.2			<0.022	U		<0.0022	U		<0.0022	U		0.015	J		0.000054	J		80			12		
		VMP-18-8.5-020711	2/7/2011	5.6			<0.047	U		<0.0047	U		<0.0047	U		<0.23	U		<0.00047	U		79			15		
		VMP-18-8.5-020711-DUP	2/7/2011	5.8			<0.023	U		<0.0023	U		<0.0023	U		0.029	J		<0.00023	U		80			14		
		VMP-18-8.5-040711	4/7/2011	6.4			<0.026	U		<0.0026	U		<0.0026	U		0.037	J		0.000047	J		80			14		
		VMP-18-8.5-072811	7/28/2011	8.2			<0.028	U		<0.0028	U		<0.0028	U		0.21			<0.00028	U		80			12		
		VMP-18-8.5-110711	11/7/2011	7			<0.031	U		<0.0031	U		<0.0031	U		0.088	J		0.0012			76			17		
		VMP-18-8.5-012312	1/23/2012	5.1			<0.018	U		<0.0018	U		<0.0018	U		0.01	J		0.000022	J		78			17		
		VMP-18-8.5-041012	4/10/2012	4.9			<0.026	U		<0.0026	U		<0.0026	U		0.039	J		0.000043	J		78			17		
		VMP-18-8.5-071212	7/12/2012	3.9			<0.02	U		<0.002	U		<0.002	U		0.025	J		0.000083	J		77			19		
VMP-19	5 ft	VMP-19-5	6/18/2010	8.7			<0.027	U		<0.0027	U		<0.0027	U		0.03			<0.00027	U		79			12		
		VMP-19-5-090110	9/1/2010	10			<0.053	U		<0.0053	U		<0.0053	U		0.049	J		0.00099			81			9.1		
		VMP-19-5-111510	11/15/2010	8.5			<0.028	U		<0.0028	U		<0.0028	U		<0.14	U		<0.00028	U		80			12		
		VMP-19-5-020411	2/4/2011	5.8			<0.024	U		<0.0024	U		<0.0024	U		0.018	J		0.00014	J		79			15		
		VMP-19-5-040711	4/7/2011	5.8			<0.027	U		<0.0027	U		<0.0027	U		0.047	J		<0.00027	U		78			16		
		VMP-19-5-080911	8/9/2011	9.1			<0.03	U		<0.003	U		<0.003	U		0.012	J		<0.0003	U		80			11		
		VMP-19-5-080911-DUP	8/9/2011	8.7			<0.028	U		<0.0028	U		<0.0028	U		0.01	J		<0.00028	U		80			11		
		VMP-19-5-110811	11/8/2011	5.5			<0.025	U		<0.0025	U		<0.0025	U		<0.13	U		0.000045	J		78			16		
		VMP-19-5-012612	1/26/2012	4.6			<0.017	U		<0.0017	U		<0.0017	U		0.008	J		0.000058	J		78			17		
		VMP-19-5-041012	4/10/2012	1.6			<0.025	U		<0.0025	U		<0.0025	U		0.058	J		0.000046	J		78			20		
		VMP-19-5-071112	7/11/2012	1.2			<0.022	U		<0.0022	U		<0.0022	U		0.17			0.000071	J		79			20		
VMP-20	5 ft	VMP-20-5-031411	3/14/2011	9.3			<0.024	U		<0.0024	U		<0.0024	U		0.012	J		0.00017	J		83			7.9		
		VMP-20-5-041511	4/15/2011	6.9			<0.027	U		<0.0027	U		<0.0027	U		0.045	J		0.0014			83			9.7		
		VMP-20-5-072511	7/25/2011	14			<0.028	U		<0.0028	U		<0.0028	U		0.021	J		0.000058	J		78			7.7		
		VMP-20-5-110111	11/1/2011	7.6			<0.016	U		<0.0016	U		<0.0016	U		0.033	J		0.000032	J		78			14		
		VMP-20-5-012312	1/23/2012	4.4			<0.017	U		<0.0017	U		<0.0017	U		0.0064	J		0.0001	J		78			18		
		VMP-20-5-041012	4/10/2012	5.1			<0.022	U		<0.0022	U		<0.0022	U		0.32			0.000079	J		80			15		
		VMP-20-5-073112	7/31/2012	12			<0.02	U		<0.002	U		<0.002	U		0.014	J		0.000043	J		76			12		
	10 ft	VMP-20-10-031411	3/14/2011	6.8			<0.024	U		<0.0024	U		<0.0024	U		<0.12	U		0.000065	J		83			10		
		VMP-20-10-041511	4/15/2011	7.3			<0.024	U		<0.0024	U		<0.0024	U		0.039	J		0.0001	J		83			9.3		
		VMP-20-10-072511	7/25/2011	8.1			<0.026	U		<0.0026	U		<0.0026	U		0.01	J		0.00021	J		84			7.8		
		VMP-20-10-110111	11/1/2011	8.3			<0.017	U		<0.0017	U		<0.0017	U		0.025	J		0.000063	J		80			12		
		VMP-20-10-012312	1/23/2012	5.7			<0.016	U		<0.0016	U		<0.0016	U		0.097			0.000051	J		79			15		
		VMP-20-10-041012	4/10/2012	5.9			<0.023	U		<0.0023	U		<0.0023	U		0.075	J		0.000032	J		81			13		
		VMP-20-10-071112	7/11/2012	8.5			<0.02	U		<0.002	U		<0.002	U		0.034	J		0.000028	J		78			13		
	25 ft	VMP-20-25-031411	3/14/2011	9.4			<0.024	U		<0.0024	U		<0.0024	U		0.0059	J		<0.00024	U		87			3.2		
		VMP-20-25-041511	4/15/2011	9.8			<0.028	U		<0.0028	U		<0.0028	U		0.042	J		<0.00028	U		88			2.6		
		VMP-20-25-072611	7/26/2011	8.5			<0.026	U		0.00011	J		<0.0026	U		0.01	J		0.23			89			1.8		
		VMP-20-25-110511	11/5/2011	9.1			<0.017	U		<0.0017	U		<0.0017	U		0.0033	J		<0.00017	U		88			2.9		
		VMP-20-25-012312	1/23/2012	7.7			<0.017	U		<0.0017	U		<0.0017	U		<0.084	U		0.00002	J		84			8.1		
		VMP-20-25-041012	4/10/2012	7.5			<0.023	U		<0.0023	U		<0.0023	U		0.044	J		<0.00023	U		84			8.7		
		VMP-20-25-041012-Dup	4/10/2012	7.6			<0.024	U		<0.0024	U		<0.0024	U		0.042	J		<0.00024	U		84			8.6		
		VMP-20-25-071112	7/11/2012	7.1			<0.02	U		<0.002	U		<0.002	U		0.052	J		<0.0002	U		82			11		
VMP-21	5 ft	VMP-21-5-020911	2/9/2011	5.2			<0.023	U		0.00039	J		<0.0023	U		0.01	J		0.91			84			9.2		
		VMP-21-5-020911-DUP	2/9/2011	5.3			<0.024	U		0.00045	J		<0.0024	U		<0.12	U		0.91			84			9.2		
		VMP-21-5-041311	4/13/2011	2			<0.026	U		<0.0026	U		<0.0026	U		0.16			0.00056			81			17		
		VMP-21-5-072511	7/25/2011	14			<0.07	U		<0.007	U		<0.007	U		0.018	J		0.00029	J		76			10		
		VMP-21-5-110111	11/1/2011	4.1			<0.017	U		<0.0017	U		<0.0017	U		0.1			0.000034	J		79			17		
		VMP-21-5-012312	1/23/2012	1.4			<0.018	U		<0.0018	U		<0.0018	U		<0.088	U		0.000039	J		78			21		
		VMP-21-5-012312-DUP	1/23/2012	1.4			<0.016	U		<0.0016	U		<0.0016	U		<0.08	U		0.000033	J		78			21		
		VMP-21-5-042412	4/24/2012	3.4			<0.018	U		<0.0018	U		<0.0018	U		0.033	J		0.00045			80			17		
		VMP-21-5-071012	7/10/2012	8.2			<0.021	U		<0.0021	U		<0.0021	U		0.051	J		0.00011	J		78			14		
	10 ft	VMP-21-10-021011	2/10/2011	6.4			<0.025	U		0.00019	J		<0.0025	U		0.3			0.41			83			9.7		
		VMP-21-10-041311	4/13/2011	7.2			<0.026	U		<0.0026	U		<0.0026	U		0.021	J		0.00032			83			9.6		
		VMP-21-10-072511	7/25/2011	6			<0.12	U		<0.012	U		<0.012	U		<0.59	U		0.00021	J		68			26		
		VMP-21-10-110111	11/1/2011	7.2			<0.017	U		<0.0017	U		<0.0017	U		0.023	J		0.000031	J		79			14		
		VMP-21-10-012312	1/23/2012	4.7			<0.018	U		<0.0018	U		<0.0018	U		<0.088	U		0.000031	J		78			17		
		VMP-21-10-040912	4/9/2012	2.7			<0.023	U		<0.0023	U		<0.0023	U		0.034	J		0.000029	J		85			12		
		VMP-21-10-071012	7/10/2012	6.4			<0.02	U		<0.002	U		<0.002	U		0.13			0.000029	J		79			14		
	25 ft	VMP-21-25-021011	2/10/2011	6.4			<0.023	U		0.0017	J		<0.0023	U		0.0092	J		3.6			87			1.5		
		VMP-21-25-041411	4/14/2011	6.1			<0.026	U		0.0018	J		<0.0026	U		0.023	J		3.9			86			1.7		
		VMP-21-25-041411-DUP	4/14/2011	6.1			<0.026	U		0.0018	J		<0.0026	U		0.063	J		3.9			86			1.9		
		VMP-21-25-072611	7/26/2011	5.6			<0.026	U		0.00088	J		<0.0026	U		0.22			2.3			89			1.7		
		VMP-21-25-110511	11/5/2011	9.1			<0.017	U		0.000086	J		<0.0017	U		0.0034	J		0.24			89			2		
		VMP-21-25-012412	1/24/2012	12			<0.016	U		<0.0016	U		<0.0016	U		0.081			0.0098			86			2.2		
		VMP-21-25-040912	4/9/2012	12			<0.03	U		<0.003	U		<0.003	U		0.076	J		0.00044			85			2.9		
		VMP-21-25-071112	7/11/2012	10			<0.018	U		<0.0018	U		<0.0018	U		0.037	J		0.000086	J		84			6.4		
	33 ft	VMP-21-33-021011	2/10/2011	5.8			<0.023	U		0.0015	J		<0.0023	U		0.15			3.7			86			1.9		
		VMP-21-33-041411	4/14/2011	6			<0.027	U		0.0018	J		<0.0027	U		0.026	J		4			86			1.6		
		VMP-21-33-110511	11/5/2011	7			<0.019	U		<0.0019	U		<0.0019	U		0.003	J		0.2			91			1.9		
		VMP-21-33-012412	1/24/2012	11			<0.016	U		<0.0016	U		<0.0016	U		<0.082	U		0.046			86			2.5		
		VMP-21-33-042412	4/24/2012	12			<0.029	U		<0.0029	U		<0.0029	U		<0.14	U		0.0017			85			2.6		
		VMP-21-33-071112	7/11/2012	12			<0.02	U		<0.002	U		<0.002	U		0.056	J		0.00016	J		85			2.6		

SEE LAST PAGE OF TABLE FOR NOTES

TABLE 5
CUMULATIVE SUMMARY OF SOIL VAPOR ANALYTICAL RESULTS - NATURAL GASES

Location	Depth	Sample ID	Sample Date	Carbon Dioxide			Carbon Monoxide			Ethane			Ethene			Helium			Methane			Nitrogen			Oxygen		
				Result (%)	Lab Qualifier	URS Qualifier	Result (%)	Lab Qualifier	URS Qualifier	Result (%)	Lab Qualifier	URS Qualifier	Result (%)	Lab Qualifier	URS Qualifier	Result (%)	Lab Qualifier	URS Qualifier	Result (%)	Lab Qualifier	URS Qualifier	Result (%)	Lab Qualifier	URS Qualifier	Result (%)	Lab Qualifier	URS Qualifier
VMP-22	5 ft	VMP-22-5-021111	2/11/2011	8.4			<0.026	U		<0.0026	U		<0.0026	U		0.06	J		0.0078			84			8		
		VMP-22-5-041811	4/18/2011	7.1			<0.025	U		<0.0025	U		<0.0025	U		0.092	J		<0.00025	U		83			9.9		
		VMP-22-5-072611	7/26/2011	7.4			<0.055	U		<0.0055	U		<0.0055	U		0.015	J		<0.00055	U		80			12		
		VMP-22-5-110111	11/1/2011	2.6			<0.017	U		<0.0017	U		<0.0017	U		0.013	J		0.00004	J		79			18		
		VMP-22-5-012412	1/24/2012	0.7			<0.017	U		<0.0017	U		<0.0017	U		<0.084	U		0.000062	J		79			20		
		VMP-22-5-040912	4/9/2012	0.81			<0.032	U		<0.0032	U		<0.0032	U		0.077	J		0.000038	J		80			19		
		VMP-22-5-070912	7/9/2012	3			<0.022	U		<0.0022	U		<0.0022	U		0.14			0.00011	J		78			19		
	10 ft	VMP-22-10-021111	2/11/2011	10			<0.024	U		<0.0024	U		<0.0024	U		0.031	J		0.0034			84			5.5		
		VMP-22-10-041811	4/18/2011	8.9			<0.026	U		<0.0026	U		<0.0026	U		0.044	J		<0.00026	U		82			9.3		
		VMP-22-10-072611	7/26/2011	10			<0.03	U		<0.003	U		<0.003	U		<0.15	U		0.00016	J		85			4.9		
		VMP-22-10-072611-DUP	7/26/2011	10			<0.036	U		<0.0036	U		<0.0036	U		<0.18	U		0.00015	J		85			5		
		VMP-22-10-110211	11/2/2011	5.3			<0.017	U		<0.0017	U		<0.0017	U		0.015	J		<0.00017	U		79			16		
		VMP-22-10-012412	1/24/2012	2.2			<0.018	U		<0.0018	U		<0.0018	U		0.0065	J		0.000016	J		77			21		
		VMP-22-10-040912	4/9/2012	1.2			<0.033	U		<0.0033	U		<0.0033	U		0.1	J		0.000046	J		78			20		
		VMP-22-10-070912	7/9/2012	3.4			<0.022	U		<0.0022	U		<0.0022	U		0.044	J		0.000027	J		78			18		
		VMP-22-10-070912-Dup	7/9/2012	3.5			<0.021	U		<0.0021	U		<0.0021	U		0.043	J		0.000029	J		78			18		
	18 ft	VMP-22-18-021111	2/11/2011	11			<0.026	U		0.0008	J		<0.0026	U		0.014	J		1.5			85			1.7		
		VMP-22-18-041811	4/18/2011	11			<0.027	U		0.0007	J		<0.0027	U		0.027	J		1.5			86			1.6		
		VMP-22-18-072611	7/26/2011	10			<0.056	U		0.00046	J		<0.0056	U		0.019	J		0.9			84			5.3		
		VMP-22-18-110511	11/5/2011	14			<0.018	U		<0.0018	U		<0.0018	U		0.019	J		0.000043	J		84			2.4		
		VMP-22-18-012412	1/24/2012	10			<0.017	U		<0.0017	U		<0.0017	U		<0.084	U		0.000023	J		80			9.7		
		VMP-22-18-040912	4/9/2012	5.3			<0.048	U		<0.0048	U		<0.0048	U		0.14	J		<0.00048	U		81			14		
		VMP-22-18-070912	7/9/2012	5			<0.021	U		<0.0021	U		<0.0021	U		0.092	J		0.000019	J		78			17		
	38 ft	VMP-22-38-041811	4/18/2011	11			<0.028	U		0.0011	J		<0.0028	U		0.023	J		2.1			84			1.9		
		VMP-22-38-012512	1/25/2012	15			<0.017	U		<0.0017	U		<0.0017	U		<0.084	U		0.0076			83			1.8		
		VMP-22-38-040912	4/9/2012	10			<0.03	U		<0.003	U		<0.003	U		0.086	J		0.00012	J		80			10		
		VMP-22-38-070912	7/9/2012	6.7			<0.021	U		<0.0021	U		<0.0021	U		0.077	J		0.000019	J		78			15		
VMP-23	5 ft	VMP-23-5-021511	2/15/2011	1.8			<0.026	U		<0.0026	U		<0.0026	U		0.1	J		0.00015	J		79			19		
		VMP-23-5-042111	4/21/2011	4.2			<0.023	U		<0.0023	U		<0.0023	U		0.063	J		0.000072	J		79			17		
		VMP-23-5-072711	7/27/2011	7.7			<0.026	U		<0.0026	U		<0.0026	U		0.018	J		0.00018	J		82			10		
		VMP-23-5-110211	11/2/2011	2.6			<0.019	U		<0.0019	U		<0.0019	U		0.12			0.000057	J		79			18		
		VMP-23-5-012512	1/25/2012	1.9			<0.016	U		<0.0016	U		<0.0016	U		0.0075	J		0.00011	J		78			20		
		VMP-23-5-040912	4/9/2012	0.76			<0.031	U		<0.0031	U		<0.0031	U		<0.15	U		0.00015	J		79			20		
		VMP-23-5-070912	7/9/2012	1.5			<0.017	U		<0.0017	U		<0.0017	U		0.14			0.00028			78			20		
	10 ft	VMP-23-10-021511	2/15/2011	8.1			<0.027	U		<0.0027	U		<0.0027	U		0.022	J		<0.00027	U		82			10		
		VMP-23-10-042111	4/21/2011	6.2			<0.028	U		<0.0028	U		<0.0028	U		1.5			<0.00028	U		79			13		
		VMP-23-10-072711	7/27/2011	9.4			<0.025	U		<0.0025	U		<0.0025	U		0.045	J		<0.00025	U		84			6.6		
		VMP-23-10-110211	11/2/2011	7.5			<0.018	U		<0.0018	U		<0.0018	U		0.0091	J		0.000037	J		82			10		
		VMP-23-10-012512	1/25/2012	4.4			<0.016	U		<0.0016	U		<0.0016	U		0.026	J		0.000064	J		79			17		
		VMP-23-10-040912	4/9/2012	0.83			<0.026	U		<0.0026	U		<0.0026	U		<0.13	U		0.00012	J		77			22		
		VMP-23-10-040912-Dup	4/9/2012	0.96			<0.032	U		<0.0032	U		<0.0032	U		<0.16	U		0.00007	J		80			19		
		VMP-23-10-070912	7/9/2012	1.6			<0.016	U		<0.0016	U		<0.0016	U		0.036	J		0.000093	J		78			20		
	25 ft	VMP-23-25-021511	2/15/2011	14			<0.025	U		<0.0025	U		<0.0025	U		0.02	J		0.000065	J		84			1.9		
		VMP-23-25-042111	4/21/2011	13			<0.026	U		<0.0026	U		<0.0026	U		0.08	J		0.00036			84			3.1		
		VMP-23-25-072711	7/27/2011	12			<0.029	U		<0.0029	U		<0.0029	U		0.0063	J		0.0011			86			1.9		
		VMP-23-25-110511	11/5/2011	11			<0.018	U		<0.0018	U		<0.0018	U		0.005	J		0.000029	J		84			5.2		
		VMP-23-25-012512	1/25/2012	12			<0.016	U		<0.0016	U		<0.0016	U		0.25			<0.00016	U		81			6.8		
		VMP-23-25-040912	4/9/2012	5			<0.031	U		<0.0031	U		<0.0031	U		0.07	J		0.000089	J		78			17		
		VMP-23-25-071012	7/10/2012	4.4			<0.024	U		<0.0024	U		<0.0024	U		0.17			<0.00024	U		79			16		
VMP-24	5 ft	VMP-24-5-021611	2/16/2011	6.5			<0.028	U		<0.0028	U		<0.0028	U		0.016	J		0.00015	J		79			14		
		VMP-24-5-040811	4/8/2011	4.7			<0.023	U		<0.0023	U		<0.0023	U		0.013	J		0.0024			78			17		
		VMP-24-5-072811	7/28/2011	6.6			<0.028	U		<0.0028	U		<0.0028	U		0.71			0.00016	J		77			16		
		VMP-24-5-110211	11/2/2011	8.2			<0.019	U		<0.0019	U		<0.0019	U		<0.094	U		0.000056	J		79			13		
		VMP-24-5-110211-DUP	11/2/2011	8.2			<0.019	U		<0.0019	U		<0.0019	U		0.0044	J		0.000037	J		79			13		
		VMP-24-5-012512	1/25/2012	3.5			<0.016	U		<0.0016	U		<0.0016	U		0.0065	J		0.00019			78			18		
		VMP-24-5-040912	4/9/2012	4.1			<0.019	U		<0.0019	U		<0.0019	U		0.14			0.000095	J		78			18		
		VMP-24-5-071212	7/12/2012	4.9			<0.018	U		<0.0018	U		<0.0018	U		0.037	J		0.00011	J		78			17		
	10 ft	VMP-24-10-021711	2/17/2011	9			<0.027	U		<0.0027	U		<0.0027	U		0.02	J		0.000078	J		79			12		
		VMP-24-10-041111	4/11/2011	6.8			<0.025	U		<0.0025	U		<0.0025	U		0.051	J		0.00015	J		77			16		
		VMP-24-10-072811	7/28/2011	8.9			<0.028	U		<0.0028	U		<0.0028	U		0.0098	J		0.00013	J		79			12		
		VMP-24-10-110211	11/2/2011	9.3			<0.016	U		<0.0016	U		<0.0016	U		0.014	J		0.000067	J		79			12		
		VMP-24-10-012512	1/25/2012	7.2			<0.016	U		<0.0016	U		<0.0016	U		<0.078	U		0.00011	J		78			15		
		VMP-24-10-041012	4/10/2012	5.7			<0.018	U		<0.0018	U		<0.0018	U		0.052	J		0.00005	J		77			17		
		VMP-24-10-071212	7/12/2012	7.2			<0.021	U		<0.0021	U		<0.0021	U		0.11			0.000027	J		78			15		
	22 ft	VMP-24-22-021711	2/17/2011	9.7			<0.027	U		<0.0027	U		<0.0027	U		0.16			0.00031			78			12		
		VMP-24-22-041111	4/11/2011	9.3			<0.025	U		<0.0025	U		<0.0025	U		0.021	J		<0.00025	U		78			13		
		VMP-24-22-072811	7/28/2011	9.6			<0.025	U		<0.0025	U		<0.0025	U		0.0046	J		0.00016	J		78			12		
		VMP-24-22-072811-Dup	7/28/2011	9.7			<0.029	U		<0.0029	U		<0.0029	U		<0.14	U		0.00017	J		78			12		
		VMP-24-22-110611	11/6/2011	7.9			<0.018	U		<0.0018	U		<0.0018	U		0.21			0.00011	J		78			14		
		VMP-24-22-012512	1/25/2012	9			<0.016	U		<0.0016	U		<0.0016	U		0.23			0.00011	J		77			14		
		VMP-24-22-041012	4/10/2012	7.7			<0.018	U		<0.0018	U		<0.0018	U		0.075	J		0.000038	J		77			15		
		VMP-24-22-071212	7/12/2012	7.3			<0.022	U		<0.0022	U		<0.0022	U		0.083	J		0.000028	J		78			15		
	34 ft	VMP-24-34-021711	2/17/2011	10			<0.027	U		<0.0027	U		<0.0027	U		0.15			0.000049	J		79			11		
		VMP-24-34-041111	4/11/2011	9.4			<0.024	U		<0.0024	U		<0.0024	U		0.085	J		<0.00024	U		78			13		
		VMP-24-34-072811	7/28/2011	7.5			<0.021	U		<0.0021	U		<0.0021	U		0.024	J		0.00014	J		78			14		
		VMP-24-34-110611	11/6/2011	6.7			<0.014	U		<0.0014	U		<0.0014	U		0.0045	J		0.000074	J		78			15		
		VMP-24-34-012512	1/25/2012	7.6			<0.017	U		<0.0017	U		<0.0017	U		<0.084	U		0.000091	J		77			15		
		VMP-24-34-041012	4/10/2012	4.9			<0.019	U		<0.0019	U		<0.0019	U		0.12			0.000071	J		78			17		
		VMP-24-34-071212	7/12/2012	6.7			<0.018	U		<0.0018	U		<0.0018	U		0.048	J		0.000054	J		78			15		

SEE LAST PAGE OF TABLE FOR NOTES

TABLE 5
CUMULATIVE SUMMARY OF SOIL VAPOR ANALYTICAL RESULTS - NATURAL GASES

Location	Depth	Sample ID	Sample Date	Carbon Dioxide			Carbon Monoxide			Ethane			Ethene			Helium			Methane			Nitrogen			Oxygen		
				Result (%)	Lab Qualifier	URS Qualifier	Result (%)	Lab Qualifier	URS Qualifier	Result (%)	Lab Qualifier	URS Qualifier	Result (%)	Lab Qualifier	URS Qualifier	Result (%)	Lab Qualifier	URS Qualifier	Result (%)	Lab Qualifier	URS Qualifier	Result (%)	Lab Qualifier	URS Qualifier	Result (%)	Lab Qualifier	URS Qualifier
VMP-25	5 ft	VMP-25-5-031511	3/15/2011	4.5			<0.024	U		<0.0024	U		<0.0024	U		<0.12	U		0.044			93			2.9		
		VMP-25-5-040811	4/8/2011	6.9			<0.028	U		<0.0028	U		<0.0028	U		0.024	J		0.0036			90			3.4		
		VMP-25-5-080911	8/9/2011	5.3			<0.023	U		<0.0023	U		<0.0023	U		0.012	J		0.00094			81			14		
		VMP-25-5-080911-DUP	8/9/2011	7.8			<0.02	U		<0.002	U		<0.002	U		0.25			0.0013			180			11		
		VMP-25-5-111711	11/17/2011	3.2			<0.017	U		<0.0017	U		<0.0017	U		<0.084	U		0.000071	J		86			11		
		VMP-25-5-013112	1/31/2012	2.5			<0.018	U		<0.0018	U		<0.0018	U		<0.092	U		0.0001	J		86			11		
		VMP-25-5-042512	4/25/2012	5.9			<0.025	U		<0.0025	U		<0.0025	U		<0.13	U		0.00005	J		84			10		
		VMP-25-5-072612	7/26/2012	12			<0.02	U		<0.002	U		<0.002	U		0.075	J		0.0021			81			6.5		
	21 ft	VMP-25-21-031511	3/15/2011	15			<0.024	U		0.029			<0.0024	U		<0.12	U		30			50			1.1		
		VMP-25-21-031511-DUP	3/15/2011	14			<0.024	U		0.029			<0.0024	U		<0.12	U		29			52			1.2		
		VMP-25-21-040811	4/8/2011	14			<0.025	U		0.02			<0.0025	U		0.009	J		26			54			2.8		
		VMP-25-21-040811-DUP	4/8/2011	13			<0.026	U		0.02			<0.0026	U		0.026	J		25			56			3.3		
		VMP-25-21-080911	8/9/2011	9.2			<0.026	U		0.016			<0.0026	U		0.0086	J		22			61			7.3		
		VMP-25-21-111711	11/17/2011	13			<0.017	U		0.019			<0.0017	U		0.0055	J		26			54			3.8		
		VMP-25-21-111711-DUP	11/17/2011	13			<0.017	U		0.019			<0.0017	U		0.0039	J		26			54			4		
		VMP-25-21-013112	1/31/2012	15			<0.018	U		0.022			<0.0018	U		<0.088	U		30			51			1.2		
		VMP-25-21-013112-DUP	2/1/2012	15			<0.018	U		0.022			<0.0018	U		<0.088	U		30			51			1.1		
		VMP-25-21-042512	4/25/2012	14			<0.018	U		0.022			<0.0018	U		0.011	J		30			52			1.2		
		VMP-25-21-072612	7/26/2012	13			<0.02	U		0.024			<0.002	U		0.0099	J		32			50			1.9		
VMP-29	10 ft	VMP-29-10-073012	7/30/2012	9.1			<0.02	U		<0.002	U		<0.002	U		<0.1	U		<0.0002	U		81			9.5		
	20 ft	VMP-29-20-073012	7/30/2012	9.8			<0.02	U		<0.002	U		<0.002	U		<0.1	U		0.000078	J		81			8.8		
		VMP-29-20-073012-Dup	7/30/2012	9.3			<0.025	U		<0.0025	U		<0.0025	U		0.06	J		0.00003	J		81			9.6		
	30 ft	VMP-29-30-073012	7/30/2012	11			<0.021	U		<0.0021	U		<0.0021	U		0.012	J		0.000027	J		82			6.6		
VMP-30	10 ft	VMP-30-10-073012	7/30/2012	5.1			<0.019	U		<0.0019	U		<0.0019	U		0.007	J		0.000019	J		80			15		
	20 ft	VMP-30-20-073012	7/30/2012	12			<0.019	U		<0.0019	U		<0.0019	U		0.029	J		0.000091	J		83			5		
	30 ft	VMP-30-30-073012	7/30/2012	14			<0.02	U		<0.002	U		<0.002	U		0.0098	J		0.002			84			2.4		
VMP-31	5 ft	VMP-31-5-042512	4/25/2012	0.92			<0.027	U		<0.0027	U		<0.0027	U		0.094	J		0.00011	J		80			19		
		VMP-31-5-072012	7/20/2012	0.63			<0.019	U		<0.0019	U		<0.0019	U		1.3			0.00023			78			20		
	10 ft	VMP-31-10-042512	4/25/2012	1.1			<0.025	U		<0.0025	U		<0.0025	U		0.22			0.00012	J		80			19		
		VMP-31-10-072612	7/26/2012	0.99			<0.02	U		<0.002	U		<0.002	U		<0.098	U		0.00023			79			20		
	30 ft	VMP-31-30-042512	4/25/2012	11			<0.02	U		0.00049	J		0.000081	J		0.016	J		1.2			86			1.8		
		VMP-31-30-042512-Dup	4/25/2012	12			<0.02	U		0.00022	J		<0.002	U		0.0094	J		0.92			85			1.7		
		VMP-31-30-072012	7/20/2012	9.3			<0.019	U		<0.0019	U		<0.0019	U		0.023	J		0.079			83			7.8		
VMP-32	5 ft	VMP-32-5-042512	4/25/2012	0.29			<0.026	U		<0.0026	U		<0.0026	U		0.066	J		0.0002	J		79			21		
		VMP-32-5-072012	7/20/2012	1.1			<0.017	U		<0.0017	U		<0.0017	U		0.095			0.00016	J		79			20		
	10 ft	VMP-32-10-041612	4/16/2012	2.3			<0.023	U		<0.0023	U		<0.0023	U		0.15			0.00013	J		76			22		
		VMP-32-10-072012	7/20/2012	3.7			<0.02	U		<0.002	U		<0.002	U		0.056	J		0.000063	J		79			17		
	20 ft	VMP-32-20-041612	4/16/2012	3.7			<0.02	U		<0.002	U		<0.002	U		0.057	J		0.00013	J		80			16		
		VMP-32-20-072012	7/20/2012	4.9			<0.019	U		<0.0019	U		<0.0019	U		0.022	J		0.000079	J		81			14		
	30 ft	VMP-32-30-041612	4/16/2012	11			<0.019	U		0.00022	J		<0.0019	U		0.1			0.83			86			1.9		
		VMP-32-30-072012	7/20/2012	11			<0.019	U		0.0001	J		<0.0019	U		0.059	J		0.44			87			1.6		
VMP-41	10 ft	VMP-41-10-072712	7/27/2012	5.2			<0.02	U		<0.002	U		<0.002	U		0.019	J		0.00014	J		80			15		
	20 ft	VMP-41-20-072712	7/27/2012	7.2			<0.019	U		<0.0019	U		<0.0019	U		<0.094	U		0.000023	J		80			13		
		VMP-41-20-072712-Dup	7/27/2012	7.1			<0.019	U		<0.0019	U		<0.0019	U		<0.096	U		0.000018	J		80			13		
	30 ft	VMP-41-30-072712	7/27/2012	8.2			<0.019	U		<0.0019	U		<0.0019	U		0.0071	J		0.000037	J		80			12		
VMP-42	10 ft	VMP-42-10-041812	4/18/2012	3.1			<0.022	U		<0.0022	U		<0.0022	U		0.052	J		<0.00022	U		79			18		
		VMP-42-10-041812-Dup	4/18/2012	3.1			<0.023	U		<0.0023	U		<0.0023	U		0.031	J		<0.00023	U		79			18		
		VMP-42-10-071912	7/19/2012	2.5			<0.026	U		<0.0026	U		<0.0026	U		0.1	J		0.000028	J		79			19		
	20 ft	VMP-42-20-041812	4/18/2012	9.6			<0.024	U		<0.0024	U		<0.0024	U		0.038	J		0.064			83			7.4		
		VMP-42-20-071912	7/19/2012	6.7			<0.024	U		<0.0024	U		<0.0024	U		0.055	J		0.000033	J		220			14		
	30 ft	VMP-42-30-041912	4/19/2012	12			<0.019	U		0.00022	J		<0.0019	U		0.028	J		0.45			86			1.8		
		VMP-42-30-071912	7/19/2012	9.2			<0.023	U		<0.0023	U		<0.0023	U		0.048	J		0.027			89			2.1		
VMP-43	10 ft	VMP-43-10-041612	4/16/2012	0.88			<0.025	U		<0.0025	U		<0.0025	U		0.43			0.00011	J		81			18		
		VMP-43-10-071912	7/19/2012	0.87			<0.023	U		<0.0023	U		<0.0023	U		0.16			0.00019	J		80			19		
	20 ft	VMP-43-20-041612	4/16/2012	4.8			<0.019	U		<0.0019	U		<0.0019	U		0.16			0.012			80			15		
		VMP-43-20-071912	7/19/2012	2.9			<0.024	U		<0.0024	U		<0.0024	U		0.073	J		0.0016			80			17		
	30 ft	VMP-43-30-042312	4/23/2012	2.8			<0.023	U		<0.0023	U		<0.0023	U		0.016	J		0.0008			75			22		
		VMP-43-30-071912	7/19/2012	2.5			<0.031	U		<0.0031	U		<0.0031	U		0.044	J		0.00071			80			18		
VMP-44	10 ft	VMP-44-10-041912	4/19/2012	9.1			<0.018	U		<0.0018	U		<0.0018	U		0.047	J		0.025			84			6.6		
		VMP-44-10-072012	7/20/2012	14			<0.018	U		<0.0018	U		<0.0018	U		0.037	J		0.022			81			4.3		
		VMP-44-10-081012	8/10/2012	12			<0.018	U		<0.0018	U		<0.0018	U		0.038	J		0.045			91			6.4		
	20 ft	VMP-44-20-041912	4/19/2012	12			<0.02	U		<0.002	U		<0.002	U		0.17			0.069			85			2.5		
		VMP-44-20-072512	7/25/2012	15			<0.021	U		<0.0021	U		<0.0021	U		0.056	J		0.019			81			3.9		
	30 ft	VMP-44-30-041912	4/19/2012	12			<0.019	U		<0.0019	U		<0.0019	U		0.046	J		0.076			86			2.2		
		VMP-44-30-072512	7/25/2012	9.2			<0.02	U		<0.002	U		<0.002	U		0.028	J		0.0033			81			10		
		VMP-44-30-072512-Dup	7/25/2012	9.4			<0.02	U		<0.002	U		<0.002	U		0.016	J		0.0034			81			9.9		
VMP-45	10 ft	VMP-45-10-041912	4/19/2012	0.86			<0.031	U		<0.0031	U		<0.0031	U		0.11	J		<0.00031	U		79			20		
		VMP-45-10-071912	7/19/2012	0.83			<0.024	U		<0.0024	U		<0.0024	U		0.053	J		0.000027	J		79			20		
	20 ft	VMP-45-20-041912	4/19/2012	6.3			<0.018	U		<0.0018	U		<0.0018	U		0.14			0.0003			80			14		
		VMP-45-20-071912	7/19/2012	4.2			<0.018	U		<0.0018	U		<0.0018	U		0.6			0.00022			78			17		
	30 ft	VMP-45-30-041912	4/19/2012	10			<0.019	U		<0.0019	U		<0.0019	U		0.033	J		0.024			85			4.9		
		VMP-45-30-071912	7/19/2012	7.8			<0.019	U		<0.0019	U		<0.0019	U		0.045	J		0.00082			83			9.3		

Notes
< Indicates the constituent was not detected at the indicated reporting limit
Lab Qualifiers
J = Estimated value (e.g. results between the MDL and RL)
U = Compound analyzed for but not detected above the RL
URS Qualifiers
J = Estimated detection
UJ = Estimated non-detect
U = Non-detect due to blank contamination

See last page of table for notes

TABLE 6
SOIL VAPOR SAMPLING - TEDLAR SAMPLING DATA

Reading Location		Shroud	Tedlar Bag 1		Shroud	Tedlar Bag 2											Tedlar Bag 3
Instrument		Dielectric		Landtec	Dielectric		FID	PID	Multi-gas				Landtec				Dielectric
Port ID	Date	Helium in Shroud Before	Helium Before	CH4 (%)	Helium in Shroud After	Helium After	FID (ppm)	PID (ppm)	CO (ppm)	H2S (ppm)	LEL (%)	O2 (%)	CH4 (%)	LEL (%)	CO2 (%)	O2 (%)	Direct Port Reading After
VMP-1-5	11/02/09	63.0%	1.0%		62.0%	2.2%		98.2	4.0	0.0	35.0	11.1			OVR		N/A
	08/25/10	51.9%	0.0%		67.0%	2.1%	0.0	0.0	2.0	0.0	0.0	14.2	0.2	4.0	1.2	19.6	N/A
	11/17/10	52.8%	2.3%		58.0%	5.7%	0.2	0.6	5.0	0.0	0.0	19.4	0.1	2.0	1.3	20.1	N/A
	02/04/11	51.2%	0.0%	N/A	60.8%	2.7%	275.0	66.0	0.0	0.0	11.0	2.6	2.2	44.0	9.1	2.2	N/A
	04/12/11	62.0%	0.0%	N/A	74.5%	2.5%	0.0	1.0	0.0	0.0	0.0	17.9	0.0	0.0	1.9	18.1	N/A
	08/01/11	53.9%	0.0%	N/A	59.5%	0.0%	131.5	8.8	0.1	2.0	0.0	9.2	0.1	0.0	8.9	12.0	N/A
	11/03/11	50.3%	0.0%	N/A	52.7%	0.0%	27400.0	216.5	0.0	0.0	42.0	6.5	43.1	OVR	11.6	0.4	N/A
	01/30/12	53.5%	0.0%	N/A	70.1%	0.0%	16460.0	168.0	4.0	0.0	24.0	7.4	37.3	OVR	11.8	0.8	N/A
	04/13/12	59.9%	0.0%	N/A	74.1%	0.2%	0.0	1.01	NM	NM	NM	NM	0.0	0.0	2.4	18.9	N/A
	07/16/12	51.7%	0.0%	N/A	53.4%	2.4%	9.7	1.2	NM	NM	NM	NM	0.0	0.0	2.2	20.1	N/A
VMP-1-8.5	11/02/09	68.0%	0.0%		64.0%	0.8%		87.5	4.0	0.0	25.0	1.2			OVR		N/A
	08/25/10	50.1%	3.3%		50.2%	4.3%	3561.0	2.6	0.0	0.0	2.0	0.0	0.3	6.0	7.0	9.0	N/A
	11/17/10	68.9%	3.2%		77.4%	1.3%	8.6	2.5	0.0	0.0	0.0	7.9	0.1	2.0	7.1	8.4	N/A
	02/04/11	57.3%	0.0%	N/A	54.5%	0.0%	720.0	101.0	23.0	0.0	20.0	0.6	7.0	OVR	11.1	0.5	N/A
	04/12/11	56.0%	0.0%	N/A	87.0%	0.0%	0.0	1.6	0.0	0.0	0.0	7.8	0.0	0.0	5.3	8.3	N/A
	08/01/11	53.2%	0.0%	N/A	59.8%	0.0%	51600.0	114.9	7.0	1.0	90.0	21.6	29.7	OVR	13.1	0.4	N/A
	11/03/11	52.9%	0.0%	N/A	53.5%	0.0%	42200.0	206.6	0.0	0.0	60.0	4.8	OVR	OVR	12.1	0.4	N/A
	01/30/12	69.2%	0.0%	4.2%	52.5%	0.0%	17840.0	195.7	2.0	0.0	30.0	5.5	43.7	OVR	11.9	0.6	N/A
	04/16/12	62.1%	0.0%	N/A	52.6%	0.2%	0.0	0.5	NM	NM	NM	NM	0.0	0.0	4.2	17.1	N/A
	07/16/12	53%	0.0%	N/A	55.0%	0.1%	3.7	1.4	NM	NM	NM	NM	0.3	0.0	3.8	16.7	N/A
VMP-1-23.5	11/02/09	68.0%	0.0%		64.0%	0.8%		83.2	5.0	0.0	100.0	8.2			OVR		N/A
	08/30/10	50.8%	2.3%		47.3%	3.1%	1990000.0	0.0	190.0	7.0	OVR	0.0	0.0	OVR	7.8	0.2	N/A
	11/18/10	59.2%	0.1%		65.4%	4.3%	38.7	0.5	0.0	0.0	0.0	16.4	0.2	4.0	2.9	17.1	N/A
	02/04/11	50.2%	0.0%	N/A	40.2%	0.0%	1260000.0	69.5	45.0	3.0	OVR	0.5	OVR	OVR	8.6	0.4	N/A
	04/12/11	52.0%	0.0%	N/A	62.0%	0.0%	42500.0	78.3	8.0	1.0	34.0	0.5	22.1	OVR	10.0	1.0	N/A
	08/01/11	54.7%	2.4%	OVR	59.5%	2.7%	442000.0	196.6	35.0	6.0	100.0	21.7	OVR	OVR	8.7	0.3	N/A
	11/03/11	62.6%	1.3%	OVR	50.1%	1.5%		144.1	0.0	1.0	OVR	4.8	OVR	OVR	10.6	0.3	N/A
	01/31/12	56.8%	1.4%	OVR	60.2%	1.4%	100000.0	107.0	0.0	2.0	OVR	4.0	OVR	OVR	11.4	0.3	N/A
	04/16/12	57.2%	0.0%	N/A	76.2%	0.0%	2340.0	79.4	NM	NM	NM	NM	2.1	43.0	10.8	2.5	N/A
	07/16/12	53.2%	1.3%	OVR	55.6%	1.4%	95000.0	49.0	NM	NM	NM	NM	OVR	OVR	8.2	4.1	N/A
VMP-1-38.5	11/02/09	58.0%	0.9%		48.0%	0.9%		63.0	4.0	0.0	31.0	1.3			OVR		N/A
	08/30/10	NS	NS		NS	NS	NS	NS	NS	NS	NS	NS	NS	NS	NS	NS	NS
	11/17/10	NS	NS		NS	NS	NS	NS	NS	NS	NS	NS	NS	NS	NS	NS	NS
	02/04/11	NS	NS	NS	NS	NS	NS	NS	NS	NS	NS	NS	NS	NS	NS	NS	NS
	04/12/11	NS	NS	NS	NS	NS	NS	NS	NS	NS	NS	NS	NS	NS	NS	NS	NS
	08/01/11	NS	NS	NS	NS	NS	NS	NS	NS	NS	NS	NS	NS	NS	NS	NS	NS
	11/03/11	NS	NS	NS	NS	NS	NS	NS	NS	NS	NS	NS	NS	NS	NS	NS	NS
	01/27/12	NS	NS	NS	NS	NS	NS	NS	NS	NS	NS	NS	NS	NS	NS	NS	NS
	04/16/12 [10]	56.8%	2.9%	N/A	50.8%	11.1%	NS	NS	NS	NS	NS	NS	NS	NS	NS	NS	NS
	07/31/12	63.1%	0.0%	N/A	54.7%	0.4%	3.5	1.3	NM	NM	NM	NM	0.0	0.0	1.8	14.0	N/A

See last page of table for notes

TABLE 6
SOIL VAPOR SAMPLING - TEDLAR SAMPLING DATA

Reading Location		Shroud	Tedlar Bag 1		Shroud	Tedlar Bag 2										Tedlar Bag 3
Instrument		Dielectric		Landtec	Dielectric		FID	PID	Multi-gas				Landtec			Dielectric
Port ID	Date	Helium in Shroud Before	Helium Before	CH4 (%)	Helium in Shroud After	Helium After	FID (ppm)	PID (ppm)	CO (ppm)	H2S (ppm)	LEL (%)	O2 (%)	CH4 (%)	LEL (%)	CO2 (%)	O2 (%)	Direct Port Reading After
VMP-2-5	11/02/09	67.0%	0.0%		58.0%	3.2%		770.0	1.0	0.0	0.0	10.0			OVR		N/A
	08/31/10	50.3%	0.0%		48.8%	0.5%	42780.0	98.9	24.0	1.0	35.0	0.0	63.9	OVR	11.4	0.2	N/A
	11/16/10	53.4%	0.1%		57.6%	0.1%	7729.0	231.0	10.0	0.0	OVR	0.3	OVR	OVR	12.1	1.0	N/A
	02/04/11	53.6%	0.0%	7.6%	56.8%	0.0%	1862.0	155.0	1.0	0.0	48.0	0.7	12.6	OVR	12.8	0.4	N/A
	04/13/11	52.3%	0.0%	N/A	54.0%	0.1%	352.6	0.4	0.0	0.0	0.0	15.2	0.0	0.0	4.0	16.3	N/A
	08/02/11	51.0%	0.0%	N/A	62.4%	0.0%	70700.0	397.4	57.0	2.0	17.0	0.0	99.9	OVR	11.7	0.4	N/A
	11/04/11	58.5%	0.0%	N/A	51.6%	0.0%		0.0	0.0	0.0	0.0	18.0	0.0	0.0	6.4	9.6	N/A
	01/25/12	65.2%	0.0%	N/A	62.9%	0.0%	2720.0	84.3	0.0	0.0	10.0	5.4	0.0	0.0	12.7	2.0	N/A
	4/25/2012[9]	67.6%	0.0%	N/A	58.5%	0.1%	0.0	4.6	NM	NM	NM	NM	0.0	0.0	6.7	11.7	N/A
	07/16/12	53.1%	0.0%	N/A	66.7%	0.2%	5.8	1.2	NM	NM	NM	NM	0.1	0.0	1.3	20.1	N/A
VMP-2-8.5	11/03/09	69.0%	0.0%		40.0%	2.9%		12.0	0.0	0.0	100.0	16.1			2.4		N/A
	08/31/10	59.3%	0.7%		46.7%	1.3%	1440000.0	48.8	48.0	2.0	OVR	0.0	99.9	OVR	0.1	0.0	N/A
	11/16/10	63.2%	0.0%		55.0%	0.2%	11900.0	180.0	28.0	0.0	OVR	0.6	OVR	OVR	11.4	0.8	N/A
	02/04/11	51.0%	0.0%	17.7%	64.0%	0.0%	4189.0	137.0	0.0	0.0	OVR	0.4	20.7	OVR	12.3	0.2	N/A
	04/13/11	53.2%	0.0%	N/A	61.0%	0.0%	42750.0	74.1	0.0	0.0	0.0	0.0	0.2	4.0	11.6	1.8	N/A
	08/02/11	53.1%	1.0%	>>>	53.8%	0.8%	148000.0	279.9	22.0	2.0	OVR	0.0	OVR	OVR	10.5	1.3	N/A
	11/04/11	54.1%	0.0%	N/A	52.4%	0.0%		23.9	0.0	0.0	0.0	12.2	0.0	0.0	11.0	3.1	N/A
	01/26/12	63.0%	0.0%	N/A	63.5%	0.0%	17000.0	136.5	0.0	0.0	9.0	15.3	0.0	0.0	12.6	0.9	N/A
	04/16/12	55.0%	0.0%	N/A	54.6%	0.6%	0.0	0.5	NM	NM	NM	NM	0.0	0.0	2.1	18.1	N/A
	07/16/12	50.5%	0.0%	N/A	63.2%	0.1%	4.7	1.5	NM	NM	NM	NM	0.0	0.0	5.9	16.0	N/A
VMP-2-22	11/03/09	60.0%	0.0%		49.0%	0.2%		118.0	0.0	0.0	21.0	3.4			OVR		N/A
	08/31/10	59.7%	2.5%		53.9%	2.5%	1160000.0	62.0	0.0	2.0	OVR	0.0	99.9	OVR	0.0	0.0	N/A
	11/16/10	52.8%	2.1%		51.0%	1.9%	13400.0	176.0	30.0	1.0	OVR	0.5	OVR	OVR	10.8	1.1	N/A
	02/04/11	52.4%	0.0%	34.7%	64.0%	0.0%	4189.0	137.0	0.0	0.0	OVR	0.4	39.9	OVR	12.3	0.4	N/A
	04/13/11	52.0%	0.0%	N/A	70.0%	0.5%	57210.0	94.0	0.0	0.0	77.0	0.0	18.9	OVR	10.8	0.3	N/A
	08/02/11	55.6%	1.0%	OVR	51.8%	1.4%	216000.0	211.4	59.0	2.0	OVR	0.0	OVR	OVR	9.9	0.7	N/A
	11/04/11	53.4%	0.0%	N/A	53.8%	0.0%		136.6	62.0	2.0	75.0	1.0	23.8	OVR	11.9	0.3	N/A
	01/25/12	54.2%	0.0%	N/A	76.2%	0.0%	38800.0	118.7	0.0	0.0	54.0	4.6	14.1	OVR	12.1	0.5	N/A
	04/27/12	52.4%	0.0%	N/A	63.1%	0.0%	1.4	0.8	NM	NM	NM	NM	0.0	0.0	6.5	15.1	NS
	07/16/12	51.0%	0.0%	N/A	62.1%	0.1%	8.3	1.6	NM	NM	NM	NM	1.0	0.0	5.7	14.7	N/A
VMP-2-42	11/03/09	80.0%	2.1%		58.0%	1.0%		70.8	193.0	0.0	70.0	0.8			OVR		NS
	08/31/10	NS	NS		NS	NS	NS	NS	NS	NS	NS	NS	NS	NS	NS	NS	NS
	11/16/10	NS	NS		NS	NS	NS	NS	NS	NS	NS	NS	NS	NS	NS	NS	NS
	02/04/11	NS	NS	NS	NS	NS	NS	NS	NS	NS	NS	NS	NS	NS	NS	NS	NS
	04/13/11	NS	NS	NS	NS	NS	NS	NS	NS	NS	NS	NS	NS	NS	NS	NS	NS
	08/02/11	NS	NS	NS	NS	NS	NS	NS	NS	NS	NS	NS	NS	NS	NS	NS	NS
	11/04/11	NS	NS	NS	NS	NS	NS	NS	NS	NS	NS	NS	NS	NS	NS	NS	NS
	01/26/12	NS	NS	NS	NS	NS	NS	NS	NS	NS	NS	NS	NS	NS	NS	NS	NS
	4/11/2012 [13]	NS	NS	NS	NS	NS	NS	NS	NS	NS	NS	NS	NS	NS	NS	NS	NS
	7/16/12 [13]	NS	NS	NS	NS	NS	NS	NS	NS	NS	NS	NS	NS	NS	NS	NS	NS

See last page of table for notes

TABLE 6
SOIL VAPOR SAMPLING - TEDLAR SAMPLING DATA

Reading Location		Shroud	Tedlar Bag 1		Shroud	Tedlar Bag 2											Tedlar Bag 3
Instrument		Dielectric		Landtec	Dielectric		FID	PID	Multi-gas				Landtec				Dielectric
Port ID	Date	Helium in Shroud Before	Helium Before	CH4 (%)	Helium in Shroud After	Helium After	FID (ppm)	PID (ppm)	CO (ppm)	H2S (ppm)	LEL (%)	O2 (%)	CH4 (%)	LEL (%)	CO2 (%)	O2 (%)	Direct Port Reading After
VMP-3-5	11/03/09	68.0%	0.0%		50.0%	0.3%		7.6	3.0	0.0	5.0	6.0			OVR		N/A
	09/09/10	52.6%	2.8%		51.7%	5.6%	2280000.0	137.0	104.0	4.0	OVR	0.0	OVR	OVR	12.3	0.0	10.5%
	11/22/10	51.9%	4.1%		62.9%	7.1%	1.9	200.0	321.0	5.0	OVR	3.4	OVR	OVR	9.0	3.2	8.6%
	02/09/11	67.1%	1.1%	N/A	68.5%	11.0%	3370.0	134.0	35.0	0.0	19.0	2.3	73.4	OVR	4.9	3.0	25.0%
	04/14/11	57.8%	3.8%	OVR	56.1%	5.1%	2850000.0	180.0	15.7	13.0	18.1	0.0	OVR	OVR	9.4	1.5	N/A
	08/02/11	55.0%	0.0%	N/A	52.6%	0.0%	36.52	8.9	0.0	1.0	0.0	22.3	0.1	0.0	0.3	22.09	N/A
	11/04/11	55.2%	0.0%	N/A	54.9%	0.3%	0.0	0.4	0.0	0.0	0.0	16.6	0.0	0.0	3.3	16.4	N/A
	01/27/12	52.5%	0.0%	N/A	72.5%	0.0%	2350.0	38.6	0.0	0.0	6.0	13.7	3.5	70.0	2.2	13.6	N/A
	04/19/12	68.4%	0.0%	N/A	58.0%	0.0%	0.0	0.5	NM	NM	NM	NM	0.0	0.0	1.0	18.9	N/A
	7/27/12 [9]	54.3%	0.0%	N/A	64.6%	4.6%	8.3	0.5	NM	NM	NM	NM	0.0	0.0	0.5	18.2	N/A
VMP-3-10	06/21/10	48.1%	0.0%		18.5%	0.2%		109.0	237.0	0.0	OVR	0.9			OVR		N/A
	09/10/10	59.1%	10.3%		58.0%	9.2%	OVR	10.9	511.0	15.0	OVR	0.0	OVR	OVR	9.7	0.0	10.1%
	09/20/10	51.1%	6.7%		44.3%	2.5%	OVR	142.0	0.0	10.0	OVR	0.3	OVR	OVR	9.0	1.3	8.1%
	11/22/10	57.0%	8.1%		61.3%	8.5%	78600.0	160.0	425.0	3.0	OVR	0.6	OVR	OVR	8.6	0.9	8.1%
	02/08/11	50.3%	0.0%	N/A	52.1%	0.0%	2700000.0	159.0	2.0	0.0	OVR	0.5	OVR	OVR	8.8	0.1	N/A
	04/13/11	52.0%	4.7%	OVR	73.0%	6.0%	5130000.0	119.0	300.0	9.0	OVR	0.0	OVR	OVR	7.3	0.7	N/A
	08/02/11	62.4%	0.0%	N/A	42.6%	0.0%	16900.0	164.2	7.0	1.0	14	0.0	3.5	73.0	15.8	0.8	N/A
	11/04/11	52.6%	0.0%	N/A	52.9%	0.0%	67.9	5.8	0.0	0.0	0.0	5.1	0.0	0.0	5.8	5.5	N/A
	01/27/12	55.4%	0.0%	N/A	65.2%	0.0%	384.5	17.4	0.0	0.0	0.0	10.3	0.2	4.0	3.6	10.7	N/A
	04/19/12	60.5%	0.0%	N/A	66.0%	0.0%	0.0	0.6	NM	NM	NM	NM	0.0	0.0	1.9	18.1	N/A
	07/23/12	53.7%	0.0%	N/A	41.2%	0.0%	10.9	1.7	N/A	N/A	N/A	N/A	0.0	0.0	1.9	19.0	N/A
VMP-3-22	11/04/09	58.0%	0.3%		51.0%	4.2%		101.0	142.0	0.0	100.0	0.9			OVR		N/A
	09/20/10	51.2%	4.6%		51.0%	4.6%	OVR	51.2	0.0	39.0	OVR	0.7	OVR	OVR	8.8	6.7	5.1%
	11/22/10	51.2%	9.5%		59.6%	10.1%	129200.0	153.0	691.0	17.0	OVR	0.5	OVR	OVR	7.8	1.0	9.8%
	02/08/11	51.2%	0.0%	N/A	40.5%	0.0%	5960000.0	145.0	244.0	15.0	OVR	0.4	OVR	OVR	8.2	0.4	N/A
	04/15/11	71.2%	7.0%	OVR	55.0%	8.1%	OVR	153.0	406.0	20.0	OVR	0.0	OVR	OVR	8.2	2.7	N/A
	08/06/11	72.2%	0.0%	N/A	59.9%	0.4%	10400.0	39.7	6.0	0.0	19.0	13.0	2.2	42.0	2.6	13.0	N/A
	11/04/11	53.2%	0.0%	N/A	53.8%	0.0%	75.9	3.7	0.0	0.0	0.0	18.2	0.0	0.0	1.8	18.2	N/A
	01/30/12	51.3%	0.0%	N/A	71.8%	0.0%	66.2	5.1	0.0	0.0	0.0	18.7	0.0	0.0	7.5	10.1	N/A
	04/19/12	64.2%	0.0%	N/A	61.0%	0.0%	20.1	0.6	NM	NM	NM	NM	0.0	0.0	1.3	20.7	N/A
	07/23/12	53.7%	0.0%	N/A	44.8%	0.0%	7.9	1.3	N/A	N/A	N/A	N/A	0.0	0.0	0.9	19.7	N/A
VMP-3-31.5	11/04/09	62.0%	10.0%		44.0%	10.0%		631.0	3.0	0.0	100.0	0.9			OVR		11.0%
	09/09/10	57.8%	18.2%		37.6%	17.0%	OVR	14.9	1033.0	9.0	OVR	0.0	OVR	OVR	4.6	0.0	17.7%
	11/22/10	51.2%	16.3%		62.4%	16.0%	OVR	232.0	OVR	12.0	OVR	0.4	OVR	OVR	4.7	0.9	15.4%
	02/09/11	59.3%	0.0%	N/A	48.3%	12.4%	OVR	93.8	144.0	0.0	OVR	0.5	OVR	OVR	8.0	0.0	N/A
	04/14/11	57.0%	6.1%	OVR	89.0%	12.1%	OVR	199.0	214.0	8.6	20.0	0.0	OVR	OVR	5.3	1.3	N/A
	08/02/11	70.5%	14.0%	OVR	26.7%	15.9%	OVR	239.0	1000.0	8.0	OVR	0.0	OVR	OVR	4.3	0.7	N/A
	11/04/11	50.3%	7.5%	OVR	60.5%	6.9%	OVR	230.9	961.0	5.0	100.0	2.1	OVR	OVR	5.4	2.5	N/A
	01/27/12	53.5%	2.0%	OVR	87.2%	4.0%	815000.0	128.6	0.0	0.0	OVR	5.0	OVR	OVR	6.6	3.6	N/A
	04/19/12	69.1%	6.7%	OVR	63.0%	6.9%	OVR	106.0	NM	NM	NM	NM	OVR	OVR	6.7	0.3	N/A
	07/23/12	50.1%	0.0%	N/A	45.2%	0.0%	171000.0	75.9	N/A	N/A	N/A	N/A	OVR	OVR	8.0	2.8	N/A

See last page of table for notes

TABLE 6
SOIL VAPOR SAMPLING - TEDLAR SAMPLING DATA

Reading Location		Shroud	Tedlar Bag 1		Shroud		Tedlar Bag 2										Tedlar Bag 3
Instrument		Dielectric		Landtec	Dielectric		FID	PID	Multi-gas				Landtec				Dielectric
Port ID	Date	Helium in Shroud Before	Helium Before	CH4 (%)	Helium in Shroud After	Helium After	FID (ppm)	PID (ppm)	CO (ppm)	H2S (ppm)	LEL (%)	O2 (%)	CH4 (%)	LEL (%)	CO2 (%)	O2 (%)	Direct Port Reading After
VMP-3-39	11/04/09	59.0%	11.0%		40.0%	11.0%		114.0	195.0	0.0	0.0	0.9			4.7		10.0%
	09/09/10	NS	NS		NS	NS	NS	NS	NS	NS	NS	NS	NS	NS	NS	NS	NS
	11/22/10	NS	NS		NS	NS	NS	NS	NS	NS	NS	NS	NS	NS	NS	NS	NS
	02/09/11	NS	NS	NS	NS	NS	NS	NS	NS	NS	NS	NS	NS	NS	NS	NS	NS
	04/14/11	NS	NS	NS	NS	NS	NS	NS	NS	NS	NS	NS	NS	NS	NS	NS	NS
	08/02/11	97.3%	86.2%	2.4%	92.1%	55.2%	0.0	2.2	2.0	0.0	3.0	0.0	0.7	25.0	0.0	1.8	N/A
	11/04/11	NS	NS	NS	NS	NS	NS	NS	NS	NS	NS	NS	NS	NS	NS	NS	NS
	01/27/12	NS	NS	NS	NS	NS	NS	NS	NS	NS	NS	NS	NS	NS	NS	NS	NS
	4/19/2012 [13]	NS	NS	NS	NS	NS	NS	NS	NS	NS	NS	NS	NS	NS	NS	NS	NS
	7/23/12 [13]	NS	NS	NS	NS	NS	NS	NS	NS	NS	NS	NS	NS	NS	NS	NS	NS
VMP-4-5	11/05/09	59.0%	1.7%		39.0%	30.0%		24.0	0.0	0.0	0.0	6.0			0.8		32.0%
	08/25/10	50.1%	0.0%		46.6%	2.3%	0.0	26.7	305.0	7.0	OVR	0.8	99.8	OVR	0.0	0.2	N/A
	11/22/10	52.9%	5.1%		50.5%	5.2%	27800.0	165.0	376.0	11.0	OVR	0.6	OVR	OVR	13.7	0.8	5.1%
	02/14/11	52.3%	0.0%	N/A	42.7%	13.1%	1045.0	406.0	20.0	2.0	28.0	7.9	21.6	OVR	5.9	7.8	11.2%
	04/19/11	76.8%	0.0%	N/A	54.0%	0.0%	26.0	304.0	16.0	34.0	OVR	0.2	OVR	OVR	11.3	3.3	N/A
	08/03/11	52.3%	0.0%	N/A	52.3%	0.0%	98.5	39.5	2.0	0.0	0.0	4.0	0.0	0.0	11.0	8.07	N/A
	11/09/11	71.0%	0.0%	N/A	55.6%	0.2%		0.3	0.0	0.0	0.0	20.9	0.0	0.0	0.1	21.5	N/A
	01/30/12	54.2%	0.0%	N/A	64.5%	0.1%	1200.0	255.4	0.0	0.0	0.0	14.2	1.3	26.0	10.1	0.4	N/A
	4/25/2012[9]	61.2%	0.3%	N/A	58.9%	0.6%	0.0	2.2	NM	NM	NM	NM	0.0	0.0	0.5	20.4	N/A
	7/25/12 [9]	57.0%	0.0%	N/A	53.2%	0.5%	3.0	1.1	NM	NM	NM	NM	0.0	0.0	2.1	18.0	N/A
VMP-4-12	11/05/09	60.0%	0.1%		41.0%	2.2%		150.0	12.0	0.0	14.0	1.4			OVR		N/A
	08/25/10	57.4%	3.4%		54.0%	4.6%	0.0	77.8	452.0	25.0	OVR	0.0	99.8	OVR	13.5	0.2	N/A
	11/23/10	58.7%	3.3%		52.4%	3.0%	16900.0	112.0	40.0	0.0	OVR	0.7	OVR	OVR	13.6	1.4	2.5%
	02/14/11	50.4%	1.3%	OVR	44.8%	1.7%	6169.0	276.0	30.0	1.0	27.0	3.4	OVR	OVR	9.5	3.3	1.4%
	04/19/11	57.2%	2.5%	OVR	54.2%	4.7%	28.4	242.0	554.0	40.0	OVR	3.0	OVR	OVR	7.7	7.3	N/A
	08/03/11	71.2%	4.1%	OVR	48.9%	2.2%	113000.0	198	25.0	10.0	OVR	0.0	91.2	OVR	14.7	1.6	N/A
	11/09/11	63.5%	8.0%	2.2%	57.8%	3.0%		300.6	7.0	0.0	9.0	6.0	2.3	46.0	8.9	5.6	N/A
	01/30/12	56.0%	0.0%	N/A	67.7%	0.2%	8240.0	464.1	0.0	0.0	0.0	15.1	14.6	OVR	11.2	0.5	N/A
	04/13/12	56.4%	0.0%	N/A	60.3%	0.2%	3.75	0.75	NM	NM	NM	NM	0.0	0.0	2.6	17.5	N/A
	07/23/12	50.3%	0.8%	1.0%	67.7%	0.7%	4.9	1.3	NM	NM	NM	NM	0.0	0.0	2.7	16.3	N/A
VMP-4-23.5	11/05/09	62.0%	9.0%		39.0%	10.0%		340.0	134.0	6.0	86.0	6.0			0.0		10.6%
	08/31/10	54.5%	12.7%		37.8%	14.3%	OVR	2.3	1006.0	70.0	OVR	0.0	OVR	OVR	5.7	0.7	12.7%
	11/23/10	59.9%	17.3%		62.2%	17.5%	150300.0	124.0	800.0	0.0	OVR	0.5	OVR	OVR	7.0	0.9	17.0%
	02/14/11	55.7%	15.1%	OVR	45.4%	14.6%	OVR	166.0	OVR	16.0	OVR	0.3	OVR	OVR	6.1	0.8	11.7%
	04/20/11	53.5%	3.8%	OVR	50.0%	6.7%	OVR	121.0	OVR	44.0	OVR	0.0	OVR	OVR	5.7	0.6	N/A
	08/06/11	56.0%	16.0%	OVR	61.6%	16.2%	OVR	238.0	OVR	11.0	100.0	0.1	OVR	OVR	5.1	0.4	N/A
	11/09/11	51.0%	4.5%	OVR	55.8%		OVR	309.0	280.0	34.0	OVR	1.6	OVR	OVR	6.7	1.6	N/A
	01/30/12	52.0%	2.2%	OVR	62.2%	2.3%	263000.0	202.4	4.0	5.0	OVR	6.2	OVR	OVR	7.9	0.8	N/A
	04/13/12	74.8%	0.0%	N/A	53.4%	0.1%	98300.0	560.0	NM	NM	NM	NM	OVR	OVR	10.8	0.8	N/A
	07/23/12	50.2%	0.0%	N/A	50.2%	0.0%	54500.0	305.0	NM	NM	NM	NM	OVR	OVR	11.8	0.2	N/A

See last page of table for notes

TABLE 6
SOIL VAPOR SAMPLING - TEDLAR SAMPLING DATA

Reading Location		Shroud	Tedlar Bag 1		Shroud	Tedlar Bag 2											Tedlar Bag 3
Instrument		Dielectric		Landtec	Dielectric		FID	PID	Multi-gas				Landtec				Dielectric
Port ID	Date	Helium in Shroud Before	Helium Before	CH4 (%)	Helium in Shroud After	Helium After	FID (ppm)	PID (ppm)	CO (ppm)	H2S (ppm)	LEL (%)	O2 (%)	CH4 (%)	LEL (%)	CO2 (%)	O2 (%)	Direct Port Reading After
VMP-4-39	11/05/09	59.0%	9.0%		34.0%	0.4%		327.0	1154.0	2.0	74.0	0.9			5.0		10.0%
	08/31/10	NS	NS		NS	NS	NS	NS	NS	NS	NS	NS	NS	NS	NS	NS	NS
	01/23/10	NS	NS		NS	NS	NS	NS	NS	NS	NS	NS	NS	NS	NS	NS	NS
	02/14/11	NS	NS	NS	NS	NS	NS	NS	NS	NS	NS	NS	NS	NS	NS	NS	NS
	04/21/11	54.8%	11.3%	OVR	62.4%	1.4%	OVR	119.0	OVR	50.0	OVR	0.2	OVR	OVR	4.9	0.6	N/A
	08/06/11	NS	NS	NS	NS	NS	NS	NS	NS	NS	NS	NS	NS	NS	NS	NS	NS
	11/09/11	NS	NS	NS	NS	NS	NS	NS	NS	NS	NS	NS	NS	NS	NS	NS	NS
	01/30/12	NS	NS	NS	NS	NS	NS	NS	NS	NS	NS	NS	NS	NS	NS	NS	NS
	04/13/12	56.6%	0.0%	N/A	50.5%	0.1%	195000.0	471.0	NM	NM	NM	NM	OVR	OVR	10.4	0.4	N/A
	07/23/12	62.7%	0.0%	N/A	59.8%	0.0%	74000.0	230.0	NM	NM	NM	NM	OVR	OVR	12.2	0.4	N/A
VMP-5-5	11/05/09	37.0%	0.0%		28.0%	0.5%		197.0	5.0	0.0	35.0	0.0			4.5		N/A
	09/09/10	63.6%	0.8%		61.5%	0.9%	79110.0	331.0	426.0	11.0	OVR	0.0	OVR	OVR	12.4	1.6	N/A
	11/22/10	55.8%	0.0%		36.0%	1.6%	11600.0	149.0	199.0	0.0	OVR	1.9	OVR	OVR	12.5	1.4	N/A
	02/16/11	65.3%	0.0%	N/A	58.1%	0.2%	2950.0	25.2	0.0	0.0	4.0	11.4	0.6	14.0	9.9	10.6	N/A
	04/21/11	54.2%	0.0%	N/A	56.4%	0.4%	0.0	0.3	0.0	0.0	0.0	18.5	0.0	0.0	7.5	19.0	N/A
	08/05/11	51.1%	0.0%	N/A	50.0%	0.0%	2760.0	74.8	7.0	0.0	6.0	1.2	0.8	17.0	15.3	1.0	N/A
	11/11/11	52.4%	0.0%	N/A	58.4%	0.0%	0.0	3.9	0.0	0.0	0.0	4.3	0.0	0.0	14.2	4.4	N/A
	01/30/12	50.5%	0.0%	N/A	39.8%	0.0%	4.04	0.7	10	0.0	0.0	11.6	0.0	0.0	8.4	11.4	N/A
	04/11/12	59.4%	0.0%	0.0%	60.2%	5.1%	1.2	1.3	NM	NM	NM	NM	0.0	0.0	0.4	19.7	N/A
	07/13/12	50.1%	0.0%	0.0%	61.4%	2.7%	4.0	0.5	NM	NM	NM	NM	0.0	0.0	0.4	20.1	N/A
VMP-5-12.5	11/06/09	45.0%	0.1%		39.0%	0.3%		41.5	153.0	0.0	100.0	2.0			OVR		N/A
	09/09/10	54.6%	0.9%		53.1%	0.6%	1590000.0	276.0	244.0	14.0	OVR	0.0	OVR	OVR	14.3	0.0	N/A
	11/23/10	53.3%	0.0%		50.6%	0.0%	205.0	79.9	4.0	0.0	55.0	4.4	1.5	32.0	13.2	3.6	N/A
	02/16/11	60.2%	0.0%	N/A	60.2%	0.0%	2750.0	111.0	21.0	0.0	22.0	0.7	11.0	44.0	13.1	0.7	N/A
	04/21/11	59.0%	0.0%	N/A	51.1%	0.0%	0.0	0.7	0.0	0.0	0.0	9.5	0.0	0.0	8.3	10.3	N/A
	08/05/11	51.5%	0.0%	N/A	64.5%	1.6%	315000.0	128.5	400	4.0	100	0.1	OVR	OVR	13.1	0.1	N/A
	11/11/11	53.0%	0.0%	N/A	56.5%	0.0%	0.0	1.0	0.0	0.0	0.0	3.5	0.0	0.0	14.7	3.8	N/A
	01/30/12	51.3%	0.0%	N/A	43.6%	0.0%	2.67	0.5	4.0	0.0	0.0	11.0	0.0	0.0	8.5	11.0	N/A
	04/11/12	53.7%	0.1%	0.0%	55.5%	0.3%	0.7	0.9	NM	NM	NM	NM	0.0	0.0	0.7	20.9	N/A
	07/12/12	70.7%	0.0%	N/A	50.0%	0.0%	5.1	1.3	N/A	N/A	N/A	N/A	0.0	0.0	0.7	19.4	N/A
VMP-5-31	11/06/09	46.0%	1.9%		35.0%	2.1%		31.5	947.0	7.0	100.0	1.8			OVR		N/A
	09/09/10	48.0%	9.2%		46.2%	10.2%	OVR	0.0	875.0	21.0	OVR	0.0	OVR	OVR	9.4	0.0	7.1%
	11/23/10	53.6%	9.6%		50.0%	9.0%	87100.0	148.0	1500.0	0.0	OVR	0.7	OVR	OVR	9.6	0.9	9.0%
	02/16/11	50.9%	0.0%	N/A	55.4%	7.7%	45000.0	226.0	OVR	9.0	OVR	0.9	OVR	OVR	8.7	0.7	8.2%
	04/21/11	53.0%	8.7%	OVR	70.0%	5.8%	OVR	204.0	600.0	18.0	OVR	0.0	OVR	OVR	8.9	0.4	N/A
	08/05/11	84.0%	3.8%	N/A	70.0%	9.0%	OVR	215.8	OVR	10.0	100	0.1	OVR	OVR	8.8	0.2	N/A
	11/11/11	52.0%	0.0%	N/A	58.8%	0.0%	350000.0	200.5	66.0	32.0	OVR	0.5	OVR	OVR	9.3	0.9	N/A
	01/30/12	52.7%	1.5%	N/A	43.1%	1.2%	129000.0	391.3	697	17.0	0.0	0.2	OVR	OVR	11.2	0.3	N/A
	04/11/12	60.8%	0.0%	0.0%	77.6%	0.0%	261	28.0	NM	NM	NM	NM	0.0	1.0	12.6	0.0	N/A
	07/12/12	55.1%	0.0%	N/A	30.0%	0.0%	14.8	3.3	N/A	N/A	N/A	N/A	0.0	0.0	6.9	13.9	N/A

See last page of table for notes

TABLE 6
SOIL VAPOR SAMPLING - TEDLAR SAMPLING DATA

Reading Location		Shroud	Tedlar Bag 1		Shroud	Tedlar Bag 2											Tedlar Bag 3
Instrument		Dielectric		Landtec	Dielectric		FID	PID	Multi-gas				Landtec				Dielectric
Port ID	Date	Helium in Shroud Before	Helium Before	CH4 (%)	Helium in Shroud After	Helium After	FID (ppm)	PID (ppm)	CO (ppm)	H2S (ppm)	LEL (%)	O2 (%)	CH4 (%)	LEL (%)	CO2 (%)	O2 (%)	Direct Port Reading After
VMP-5-40	11/06/09	51.0%	4.1%		38.0%	2.7%		28.6	913.0	0.0	100.0	0.4			OVR		N/A
	09/09/10	NS	NS		NS	NS	NS	NS	NS	NS	NS	NS	NS	NS	NS	NS	NS
	11/23/10	NS	NS		NS	NS	NS	NS	NS	NS	NS	NS	NS	NS	NS	NS	NS
	02/16/11	NS	NS	N/A	NS	NS	NS	NS	NS	NS	NS	NS	NS	NS	NS	NS	NS
	04/21/11	56.5%	5.7%	OVR	51.0%	5.3%	OVR	229.0	632.0	18.0	OVR	0.0	OVR	OVR	8.8	0.2	N/A
	08/05/11	NS	NS	N/A	NS	NS	NS	NS	NS	NS	NS	NS	NS	NS	NS	NS	NS
	11/11/11	NS	NS	N/A	NS	NS	NS	NS	NS	NS	NS	NS	NS	NS	NS	NS	NS
	01/30/12	51.8%	1.2%	OVR	52.7%	1.3%	81220.0	313.9	609.0	24.0	0.0	0.1	OVR	OVR	11.4	0.2	N/A
	04/11/12	52.9%	0.0%	0.3%	83.4%	0.0%	863	59.5	NM	NM	NM	NM	0.3	7.0	12.9	0.2	N/A
	07/12/12	51.6%	0.0%	N/A	47.2%	0.0%	137.0	7.0	N/A	N/A	N/A	N/A	0.0	1.0	6.7	14.4	N/A
VMP-6-5	11/06/09	55.0%	0.0%		39.0%	0.0%		161.0	27.0	3.0	85.0	0.9			OVR		N/A
	09/08/10	59.3%	0.0%		56.4%	0.1%	35760.0	327.0	76.0	3.0	27.0	0.0	12.8	OVR	15.3	0.0	N/A
	11/16/10	50.8%	0.0%		58.0%	0.8%	4426.0	606.0	53.0	4.0	OVR	0.4	65.1	OVR	15.2	1.5	N/A
	02/07/11	50.2%	0.5%	N/A	54.6%	2.0%	271.1	0.7	0.0	0.0	0.0	16.9	0.0	1.0	2.3	19.3	N/A
	04/08/11	54.0%	0.2%	0.2%	64.0%	0.5%	5.1	0.2	0.0	0.0	0.0	14.1	0.1	2.0	4.4	14.1	N/A
	08/04/11	68.1%	0.0%	N/A	57.4%	19.4%	20.56	0.7	1.0	0.0	0.0	13.4	0.0	0.0	3.9	13.8	N/A
	11/09/11	51.8%	0.1%	0.0%	59.5%	2.7%	0.0	0.0	0.0	0.0	0.0	16.2	0.0	0.0	3.6	16.9	N/A
	01/31/12	59.9%	0.0%	N/A	63.2%	0.0%	0.0	1.7	0.0	0.0	0.0	10.2	0.0	0.0	10.5	8.5	N/A
	4/12/2012[9]	54.6%	0.0%	N/A	61.5%	0.4%	1.8	0.6	NM	NM	NM	NM	0.0	0.0	0.6	20.7	N/A
	07/16/12	50.4%	0.0%	N/A	45.6%	0.4%	5.9	1.6	N/A	N/A	N/A	N/A	0.0	0.0	0.5	20.2	N/A
VMP-6-10	11/06/09	54.0%	0.4%		29.0%	0.1%		183.0	17.0	3.0	100.0	0.4			OVR		N/A
	09/08/10	51.6%	0.5%		37.9%	0.7%	79370.0	356.0	138.0	6.0	50.0	0.0	38.3	OVR	14.8	0.0	N/A
	11/17/10	51.3%	0.0%		60.9%	0.9%	6.3	0.2	0.0	0.0	0.0	7.2	0.4	9.0	11.3	6.4	N/A
	02/07/11	51.2%	0.5%	N/A	45.3%	0.4%	97.6	0.6	0.0	0.0	0.0	7.9	0.1	1.0	10.0	8.6	N/A
	04/08/11	53.0%	0.0%	N/A	63.0%	0.0%	110.5	12.5	2.0	0.0	0.0	1.9	0.2	4.0	10.8	3.7	N/A
	08/04/11	50.1%	0.0%	N/A	53.8%	0.3%	34650.0	325.8	283.0	5.0	56.0	0.2	47.5	OVR	17.2	0.3	N/A
	11/09/11	54.8%	0.0%	N/A	52.6%	0.0%	0.35	0.3	0.0	0.0	0.0	7.9	0.0	0.0	10.1	7.9	N/A
	01/31/12	55.8%	0.0%	N/A	63.6%	0.0%	17100.0	304.6	2.0	0.0	21.0	3.6	9.3	OVR	14.8	0.6	N/A
	04/12/12	66.2%	0.0%	N/A	57.8%	0.1%	0.8	0.6	NM	NM	NM	NM	0.0	0.0	2.2	19.6	N/A
	07/16/12	61.8%	0.0%	N/A	45.7%	0.2%	4.6	1.5	N/A	N/A	N/A	N/A	0.0	0.0	1.9	19.3	N/A
VMP-6-31.5	11/09/09	58.0%	0.0%		47.0%	0.0%		445.0	86.0	3.0	100.0	0.3			OVR		N/A
	09/08/10	56.6%	2.7%		46.9%	2.6%	3210000.0	380.0	711.0	41.0	OVR	0.0	OVR	OVR	12.9	0.0	2.3%
	11/17/10	66.5%	1.5%		59.8%	1.9%	1.2	462.0	753.0	10.0	OVR	2.1	OVR	OVR	13.3	2.3	N/A
	02/07/11	51.3%	0.0%	N/A	38.0%	0.0%	60660.0	318.0	62.0	8.0	OVR	0.5	OVR	OVR	15.1	0.3	N/A
	04/11/11	53.4%	0.0%	N/A	68.5%	0.0%	10000.0	416.0	1211.0	76.0	OVR	0.0	OVR	OVR	13.2	0.6	N/A
	08/04/11	55.5%	1.5%	N/A	54.1%	1.9%	OVR	327.3	1387.0	33.0	100.0	0.3	OVR	OVR	14.5	0.3	N/A
	11/09/11	55.1%	0.0%	N/A	54.1%	0.0%	88200	281.8	411.0	29.0	OVR	0.0	OVR	OVR	13.7	0.4	N/A
	01/31/12	56.1%	0.1%	OVR	68.1%	0.2%	127000.0	312.7	61.0	6.0	72.0	1.6	OVR	OVR	13.9	0.4	N/A
	04/12/12	51.6%	0.0%	N/A	51.5%	0.0%	2950.0	375.0	NM	NM	NM	NM	2.8	57.0	12.4	0.2	N/A
	07/16/12	50.3%	0.0%	N/A	40.0%	0.0%	90.3	5.8	N/A	N/A	N/A	N/A	0.0	0.0	8.6	7.9	N/A

See last page of table for notes

TABLE 6
SOIL VAPOR SAMPLING - TEDLAR SAMPLING DATA

Reading Location		Shroud	Tedlar Bag 1		Shroud	Tedlar Bag 2											Tedlar Bag 3
Instrument		Dielectric		Landtec	Dielectric		FID	PID	Multi-gas				Landtec				Dielectric
Port ID	Date	Helium in Shroud Before	Helium Before	CH4 (%)	Helium in Shroud After	Helium After	FID (ppm)	PID (ppm)	CO (ppm)	H2S (ppm)	LEL (%)	O2 (%)	CH4 (%)	LEL (%)	CO2 (%)	O2 (%)	Direct Port Reading After
VMP-6-39	11/09/09	60.0%	1.6%		48.0%	1.5%		55.0	8.0	5.0	100.0	0.2			OVR		N/A
	09/08/10	NS	NS		NS	NS	NS	NS	NS	NS	NS	NS	NS	NS	NS	NS	NS
	11/16/10	NS	NS		NS	NS	NS	NS	NS	NS	NS	NS	NS	NS	NS	NS	NS
	02/07/11	NS	NS	N/A	NS	NS	NS	NS	NS	NS	NS	NS	NS	NS	NS	NS	NS
	04/11/11	53.0%	0.0%	N/A	91.8%	0.0%	11300.0	420.0	1222.0	100.0	OVR	0.5	OVR	OVR	12.8	0.5	N/A
	08/04/11	NS	NS	N/A	NS	NS	NS	NS	NS	NS	NS	NS	NS	NS	NS	NS	NS
	11/09/11	NS	NS	N/A	NS	NS	NS	NS	NS	NS	NS	NS	NS	NS	NS	NS	NS
	01/31/12	51.9%	0.7%	OVR	68.2%	0.9%	146000.0	350.9	9.0	11.0	91.0	4.4	OVR	OVR	13.9	0.5	N/A
	04/12/12	54.3%	0.0%	N/A	60.1%	0.0%	4070.0	477.0	NM	NM	NM	NM	5.1	OVR	12.5	0.3	N/A
	07/16/12	51.4%	0.0%	N/A	55.6%	0.0%	138.0	7.3	N/A	N/A	N/A	N/A	0.0	0.0	10.4	4.8	N/A
VMP-7-5	11/09/09	64.0%	3.4%		50.0%	2.5%		0.6	4.0	0.0	Neg	12.3			OVR		N/A
	08/26/10	56.6%	1.7%		56.3%	1.5%	28.7	0.0	0.0	1.0	0.0	0.8	0.0	0.0	4.5	13.4	N/A
	11/19/10	50.2%	0.9%		66.7%	0.5%	61.5	4.5	5.0	0.0	10.0	2.9	0.2	2.0	15.3	2.6	N/A
	02/07/11	52.8%	0.0%	0.0%	45.0%	0.2%	290.8	0.3	0.0	0.0	0.0	16.5	0.0	0.0	3.6	17.7	N/A
	04/07/11	61.6%	0.0%	0.0%	53.8%	0.0%	34.2	0.1	0.0	0.0	0.0	12.6	0.0	0.0	6.6	12.8	N/A
	08/02/11	59.8%	0.2%	N/A	58.3%	0.5%	34750.0	198	269.0	0.0	23.0	5.0	16.6	OVR	14.8	0.4	N/A
	11/10/11	52.1%	0.0%	N/A	50.3%	0.0%	0.0	0.4	0.0	0.0	0.0	5.6	0.0	0.0	13.3	5.5	N/A
	01/31/12	51.7%	0.0%	N/A	56.0%	0.0%	0.0	0.4	0.0	0.0	0.0	5.0	0.0	0.0	11.0	5.1	N/A
	04/12/12	52.4%	0.0%	0.0%	86.9%	0.3%	1.0	0.07	NM	NM	NM	NM	0.0	0.0	0.4	20.9	N/A
	7/31/12 [9]	53.8%	0.0%	N/A	49.8%	2.7%	3.4	0.8	NM	NM	NM	NM	0.0	0.0	0.5	19.5	N/A
VMP-7-13.5	11/09/09	60.0%	0.0%		46.0%	0.5%		53.0	0.0	0.0	0.0	5.2			OVR		N/A
	08/26/10	50.8%	0.0%		56.2%	0.0%	5130.0	62.8	2.0	2.0	16.0	0.0	1.1	22.0	16.7	0.4	N/A
	11/19/10	53.8%	0.0%		51.0%	0.0%	2157.0	58.8	3.0	0.0	38.0	0.7	3.4	68.0	16.3	0.7	N/A
	02/07/11	54.2%	0.0%	0.0%	54.1%	0.0%	240.1	0.4	0.0	0.0	0.0	8.4	0.0	0.0	10.9	9.0	N/A
	04/07/11	57.5%	0.0%	0.0%	62.8%	0.0%	45.0	0.3	0.0	0.0	0.0	8.4	0.0	0.0	10.2	8.3	N/A
	08/02/11	56.0%	0.0%	N/A	68.5%	0.3%	31200.0	234.0	362.0	0.0	40	9.5	10.8	OVR	16.7	0.1	N/A
	11/10/11	62.1%	0.0%	N/A	66.2%	0.0%	0.0	0.8	0.0	0.0	0.0	2.2	0.0	0.0	16.0	2.2	N/A
	01/31/12	52.5%	0.0%	N/A	61.4%	0.0%	235.0	15.4	0.0	0.0	3.0	1.0	0.0	0.0	14.0	0.7	N/A
	04/12/12	59.5%	0.1%	0.0%	60.8%	0.2%	0.8	0.6	NM	NM	NM	NM	0.0	0.0	0.6	20.7	N/A
	07/20/12	51.0%	0.0%	N/A	54.0%	0.0%	5.1	2.0	NM	NM	NM	NM	0.0	0.0	1.6	19.4	N/A
VMP-7-29.5	11/09/09	62.0%	0.5%		49.0%	0.4%		89.0	132.0	4.0	13.0	4.5			OVR		N/A
	08/31/10	50.4%	0.9%		48.3%	0.8%	73090.0	234.0	187.0	10.0	0.0	0.0	57.1	OVR	15.0	0.3	N/A
	11/19/10	53.7%	0.0%		69.3%	0.0%	4264.0	120.0	32.0	1.0	OVR	0.5	19.0	OVR	15.9	0.8	N/A
	02/07/11	56.7%	0.0%	26.8%	56.2%	0.0%	17840.0	910.0	4.0	12.0	56.0	3.4	27.6	OVR	17.1	0.4	N/A
	04/07/11	59.2%	0.0%	19.8%	57.6%	0.0%	28300.0	430.0	2.0	5.0	25.0	0.4	23.4	OVR	15.1	0.2	N/A
	08/02/11	50.0%	0.5%	N/A	54.0%	0.6%	79000.0	307.0	66.0	1.0	57.0	4.9	68.2	OVR	14.5	0.2	N/A
	11/11/11	52.0%	0.0%	N/A	70.1%	0.0%	23400.0	409.7	0.0	8.0	16.0	0.4	29.9	OVR	16.3	0.8	N/A
	01/31/12	52.0%	0.0%	N/A	61.5%	0.0%	17800.0	347.4	0.0	2.0	28.0	9.8	16.0	OVR	16.0	0.2	N/A
	04/12/12	53.6%	0.0%	0.0%	56.2%	0.0%	25.2	5.3	NM	NM	NM	NM	0.0	0.0	9.2	11.3	N/A
	07/20/12	51.5%	0.0%	N/A	51.5%	0.0%	3.1	3.1	NM	NM	NM	NM	0.0	0.0	5.9	16.8	N/A

See last page of table for notes

TABLE 6
SOIL VAPOR SAMPLING - TEDLAR SAMPLING DATA

Reading Location		Shroud	Tedlar Bag 1		Shroud		Tedlar Bag 2										Tedlar Bag 3
Instrument		Dielectric		Landtec	Dielectric		FID	PID	Multi-gas				Landtec				Dielectric
Port ID	Date	Helium in Shroud Before	Helium Before	CH4 (%)	Helium in Shroud After	Helium After	FID (ppm)	PID (ppm)	CO (ppm)	H2S (ppm)	LEL (%)	O2 (%)	CH4 (%)	LEL (%)	CO2 (%)	O2 (%)	Direct Port Reading After
VMP-7-38	11/09/09	52.0%	0.0%		45.0%	0.6%		88.0	4.0	3.0	75.0	1.8			OVR		N/A
	08/31/10	NS	NS		NS	NS	NS	NS	NS	NS	NS	NS	NS	NS	NS	NS	NS
	11/19/10	NS	NS		NS	NS	NS	NS	NS	NS	NS	NS	NS	NS	NS	NS	NS
	02/07/11	62.2%	0.1%	32.9%	51.0%	0.0%	21220.0	944.0	0.0	35.0	58.0	1.8	33.7	OVR	16.5	0.1	N/A
	04/07/11	76.5%	0.0%	25.1%	43.2%	0.0%	31250.0	448.0	8.0	6.0	35.0	0.5	25.9	OVR	14.9	0.4	N/A
	08/02/11	NS	NS	NS	NS	NS	NS	NS	NS	NS	NS	NS	NS	NS	NS	NS	NS
	11/11/11	NS	NS	NS	NS	NS	NS	NS	NS	NS	NS	NS	NS	NS	NS	NS	NS
	01/31/12	51.6%	0.0%	N/A	60.5%	0.0%	20700.0	400.8	0.0	9.0	34.0	0.6	21.9	OVR	16.3	0.5	N/A
	04/12/12 [11]	54.7%	0.3%	0.0%	80.8%	0.4%	90.0	24.8	NM	NM	NM	NM	0.0	0.0	10.7	9.4	N/A
	04/25/12	53.5%	0.0%	N/A	64.1%	0.0%	31.4	11.6	NM	NM	NM	NM	0.2	5.0	6.4	14.4	N/A
	7/31/12 [10]	NS	NS	NS	NS	NS	NS	NS	NS	NS	NS	NS	NS	NS	NS	NS	NS
VMP-8-5	11/10/09	63.0%	0.2%		45.0%	0.0%		0.0	1.0	0.0	0.0	15.5			OVR		N/A
	08/30/10	52.0%	0.0%		58.6%	0.1%	55.0	0.4	0.0	0.0	0.0	6.4	0.0	0.0	7.3	13.4	N/A
	11/18/10	62.8%	0.0%		65.5%	0.0%	617.0	2.6	4.0	0.0	5.0	14.1	0.2	4.0	2.6	19.4	N/A
	02/10/11	51.2%	0.0%	0.0%	40.5%	0.0%	153.2	0.0	1.0	0.0	0.0	14.8	0.0	0.0	4.7	15.0	N/A
	04/07/11	53.0%	0.0%	N/A	82.0%	0.3%		0.3	0.0	0.0	0.0	18.5	0.0	0.0	3.0	19.0	N/A
	07/27/11	61.7%	0.0%	N/A	50.8%	0.0%	0.0	5.1	0.0	0.0	0.0	9.4	0.0	0.0	8.9	12.9	N/A
	11/03/11	67.1%	0.0%	N/A	60.0%	0.1%	4.35	0.2	0.0	0.0	0.0	18.6	0.0	0.0	1.2	16.4	N/A
	01/23/12	55.4%	0.0%	N/A	52.3%	2.4%	0.57	0.1	0.0	0.0	0.0	19.2	0.0	0.0	1.4	20.0	N/A
	04/10/12	51.4%	0.0%	N/A	60.3%	0.1%	1.7	0.5	NM	NM	NM	NM	0.0	0.0	2.8	17.3	N/A
	07/13/2012 [11]	51.7%	0.0%	N/A	51.3%	0.1%	5.1	5.1	N/A	N/A	N/A	N/A	0.0	0.0	3.6	18.1	N/A
	07/31/12	58.2%	0.0%	N/A	50.7%	0.1%	2.9	0.6	N/A	N/A	N/A	N/A	0.0	0.0	3.4	18.2	N/A
VMP-8-9.5	11/10/09	63.0%	0.0%		45.0%	0.0%		0.0	0.0	0.0	0.0	11.2			OVR		N/A
	08/30/10	56.2%	0.0%		48.9%	0.0%	66.2	0.2	0.0	0.0	0.0	0.0	0.0	0.0	9.2	10.1	N/A
	11/18/10	63.7%	0.0%		100.0%	0.1%	27.2	2.1	4.0	0.0	7.0	12.2	0.3	6.0	9.6	12.5	N/A
	02/10/11	51.0%	0.0%	0.0%	61.0%	0.0%	102.5	0.0	0.0	0.0	0.0	12.5	0.0	0.0	9.0	11.6	N/A
	04/07/11	54.0%	0.0%	N/A	67.0%	0.0%		0.1	0.0	0.0	0.0	12.6	0.1	2.0	7.0	13.4	N/A
	07/27/11	53.5%	0.0%	N/A	53.8%	0.0%	0.0	4.1	5.0	0.0	0.0	11.0	0.0	0.0	6.1	14.4	N/A
	11/03/11	51.8%	0.0%	N/A	55.2%	0.0%	3.9	0.3	0.0	0.0	0.0	18.6	0.0	0.0	7.2	13.7	N/A
	01/23/12	63.0%	0.0%	N/A	49.0%	0.0%	0.0	0.5	0.0	0.0	0.0	14.6	0.0	0.0	6.7	15.3	N/A
	04/10/12	64.7%	0.0%	N/A	57.3%	0.0%	1.3	0.6	NM	NM	NM	NM	0.0	0.0	5.7	15.4	N/A
	07/13/12	51.6%	0.0%	N/A	50.0%	0.0%	3.9	3.9	N/A	N/A	N/A	N/A	0.0	0.0	6.0	15.5	N/A
VMP-8-23.5	11/10/09	60.0%	0.0%		46.0%	0.0%		0.0	2.0	0.0	0.0	11.2			OVR		N/A
	08/30/10	55.2%	0.0%		60.0%	0.0%	34.2	0.0	1.0	0.0	3.0	0.0	0.0	0.0	9.3	9.9	N/A
	11/19/10	57.8%	0.0%		59.8%	0.0%	3.6	1.6	0.0	0.0	6.0	10.5	0.0	0.0	10.1	11.0	N/A
	02/10/11	52.0%	0.0%	0.0%	69.3%	0.0%	112.1	0.0	0.0	0.0	0.0	11.5	0.0	0.0	10.1	11.7	N/A
	04/07/11	55.0%	0.0%	N/A	85.0%	0.0%		0.0	0.0	0.0	0.0	12.0	0.0	0.0	8.6	12.0	N/A
	07/27/11	55.7%	0.0%	N/A	56.3%	0.0%	0.0	3.1	2.0	0.0	0.0	8.2	0.1	2.0	8.9	11.3	N/A
	11/06/11	74.5%	0.0%	N/A	70.2%	0.0%		0.3	0.0	0.0	0.0	13.6	0.0	0.0	8.7	12.6	N/A
	01/23/12	54.0%	0.0%	N/A	91.5%	0.0%	1.4	0.5	0.0	0.0	0.0	13.7	0.0	0.0	8.1	14.0	N/A
	04/10/12	60.6%	0.0%	N/A	66.3%	0.1%	1.5	0.5	NM	NM	NM	NM	0.0	0.0	6.5	14.6	N/A
	07/13/12	57.2%	0.0%	N/A	40.0%	0.0%	4.7	4.7	N/A	N/A	N/A	N/A	0.0	0.0	6.3	14.6	N/A

See last page of table for notes

TABLE 6
SOIL VAPOR SAMPLING - TEDLAR SAMPLING DATA

Reading Location		Shroud	Tedlar Bag 1		Shroud		Tedlar Bag 2										Tedlar Bag 3
Instrument		Dielectric		Landtec	Dielectric		FID	PID	Multi-gas				Landtec				Dielectric
Port ID	Date	Helium in Shroud Before	Helium Before	CH4 (%)	Helium in Shroud After	Helium After	FID (ppm)	PID (ppm)	CO (ppm)	H2S (ppm)	LEL (%)	O2 (%)	CH4 (%)	LEL (%)	CO2 (%)	O2 (%)	Direct Port Reading After
VMP-8-35.5	11/10/09	53.0%	NS		NS	NS		NS	NS	NS	NS	NS			NS		NS
	08/30/10	NS	NS		NS	NS	NS	NS	NS	NS	NS	NS	NS	NS	NS	NS	NS
	11/19/10	NS	NS		NS	NS	NS	NS	NS	NS	NS	NS	NS	NS	NS	NS	NS
	02/10/11	NS	NS	NS	NS	NS	NS	NS	NS	NS	NS	NS	NS	NS	NS	NS	NS
	04/07/11	NS	NS	NS	NS	NS	NS	NS	NS	NS	NS	NS	NS	NS	NS	NS	NS
	07/27/11	NS	NS	NS	NS	NS	NS	NS	NS	NS	NS	NS	NS	NS	NS	NS	NS
	11/06/11	NS	NS	NS	NS	NS	NS	NS	NS	NS	NS	NS	NS	NS	NS	NS	NS
	01/23/12	NS	NS	NS	NS	NS	NS	NS	NS	NS	NS	NS	NS	NS	NS	NS	NS
	4/10/12 [13]	NS	NS	NS	NS	NS	NS	NS	NS	NS	NS	NS	NS	NS	NS	NS	NS
	7/13/12 [13]	NS	NS	NS	NS	NS	NS	NS	NS	NS	NS	NS	NS	NS	NS	NS	NS
VMP-9-5	11/11/09	55.0%	10.4%		49.0%	4.6%		0.0	2.0	0.0	0.0	15.0			3.5		4.5%
	08/26/10	50.2%	0.0%		45.6%	0.0%	36.7	0.0	2.0	0.0	3.0	0.4	0.4	8.0	11.6	4.7	N/A
	11/19/10	66.3%	0.0%		65.7%	0.0%	4.0	2.1	1.0	0.0	0.0	20.1	0.1	1.0	0.8	20.1	N/A
	02/08/11	67.4%	0.0%	0.0%	51.0%	0.0%	352.4	0.0	0.0	0.0	0.0	19.2	0.0	0.0	1.8	19.1	N/A
	04/06/11	50.3%	0.0%	N/A	62.2%	0.0%	0.0	1.6	0.0	0.0	0.0	0.4	0.0	0.0	1.1	5.8	N/A
	08/02/11	52.5%	0.0%	N/A	55.6%	0.4%	7550.0	92.3	4.0	0.0	13.0	0.5	0.9	19.0	14.9	0.5	N/A
	11/04/11	53.8%	0.0%	N/A	53.8%	0.0%		0.5	0.0	0.0	0.0	18.4	0.0	0.0	3.8	16.7	N/A
	01/26/12	55.1%	0.0%	N/A	66.2%	0.0%	0.0	0.5	0.0	0.0	0.0	17.7	0.1	2.0	13.8	2.2	N/A
	04/11/12	55.6%	0.0%	N/A	50.5%	0.0%	0.8	0.2	NM	NM	NM	NM	0.0	0.0	0.6	20.2	N/A
	07/13/12	68.7%	0.0%	0.0%	59.9%	0.0%	3.2	0.4	NM	NM	NM	NM	0.0	0.0	0.6	19.7	N/A
VMP-9-11.5	11/11/09	61.0%	1.7%		39.0%	0.9%		0.0	0.0	6.0	0.0	5.2			OVR		N/A
	08/26/10	54.2%	0.0%		34.7%	0.3%	19620.0	36.7	8.0	0.0	42.0	0.0	3.2	64.0	13.7	0.5	N/A
	11/19/10	57.5%	0.0%		57.8%	0.0%	1714.0	23.6	74.0	0.0	21.0	0.9	1.7	35.0	15.8	0.8	N/A
	02/09/11	62.7%	0.0%	0.0%	50.9%	0.0%	30.8	0.4	3.0	0.0	0.0	3.1	0.0	1.0	14.8	3.4	N/A
	04/06/11	53.7%	0.0%	N/A	56.3%	0.0%	60.8	0.0	0.0	0.0	0.0	0.0	0.0	0.0	10.4	1.4	N/A
	08/02/11	58.6%	0.8%	5.6%	57.2%	0.9%	37600.0	68.9	41.0	0.0	0.0	0.2	6	OVR	13.4	0.3	N/A
	11/04/11	57.1%	0.0%	N/A	51.7%	0.0%		0.7	0.0	0.0	0.0	14.9	0.0	0.0	10.0	9.8	N/A
	01/26/12	54.0%	0.4%	N/A	72.5%	0.0%	0.0	0.6	0.0	0.0	0.0	14.6	0.0	1.0	14.4	1.5	N/A
	04/11/12	55.4%	0.0%	N/A	50.5%	0.1%	0.6	0.2	NM	NM	NM	NM	0.0	0.0	1.4	19.6	N/A
	07/13/12	72.4%	0.4%	0.0%	60.1%	0.9%	2.9	0.2	NM	NM	NM	NM	0.0	0.0	1.2	19.4	N/A
VMP-9-25.5	11/10/09	56.0%	0.2%		41.0%	0.0%		145.0	1.0	0.0	60.0	2.1			OVR		N/A
	08/26/10	50.2%	0.4%		47.6%	1.0%	46560.0	153.0	32.0	12.0	Neg	0.0	19.4	388.0	13.8	0.0	N/A
	11/19/10	51.0%	0.0%		55.8%	0.2%	3594.0	66.6	232.0	8.0	73.0	0.5	6.2	OVR	15.4	0.4	N/A
	02/09/11	64.9%	0.0%	N/A	40.5%	0.0%	7530.0	103.0	4.0	5.0	44.0	0.7	3.0	53.0	18.7	0.7	N/A
	04/08/11	54.0%	0.0%	N/A	80.0%	0.0%		45.0	0.0	2.0	14.0	0.0	1.5	31.0	15.8	0.6	N/A
	08/02/11	56.1%	0.3%	N/A	58.1%	0.5%	46300.0	87.2	76.0	13.0	74.0	0.3	11.7	OVR	12.8	0.4	N/A
	11/04/11	60.7%	0.0%	N/A	50.2%	0.0%		165.8	0.0	3.0	22.0	0.8	2.0	40.0	15.5	0.2	N/A
	01/26/12	54.5%	0.0%	N/A	67.1%	0.0%	5200.0	62.3	2.0	0.0	9.0	10.0	0.9	18.0	15.7	0.7	N/A
	04/11/12	61.0%	0.0%	N/A	60.1%	0.3%	0.7	0.3	NM	NM	NM	NM	0.0	0.0	3.8	18.0	N/A
	07/13/12	53.2%	0.0%	0.0%	59.6%	0.1%	3.7	0.6	NM	NM	NM	NM	0.0	0.0	2.6	18.7	N/A

See last page of table for notes

TABLE 6
SOIL VAPOR SAMPLING - TEDLAR SAMPLING DATA

Reading Location		Shroud	Tedlar Bag 1		Shroud	Tedlar Bag 2											Tedlar Bag 3
Instrument		Dielectric		Landtec	Dielectric		FID	PID	Multi-gas				Landtec				Dielectric
Port ID	Date	Helium in Shroud Before	Helium Before	CH4 (%)	Helium in Shroud After	Helium After	FID (ppm)	PID (ppm)	CO (ppm)	H2S (ppm)	LEL (%)	O2 (%)	CH4 (%)	LEL (%)	CO2 (%)	O2 (%)	Direct Port Reading After
VMP-9-38.5	11/10/09	60.0%	0.0%		47.0%	0.2%		138.0	11.0	0.0	33.0	3.1			OVR		N/A
	08/26/10	62.5%	NS		NS	NS	NS	NS	NS	NS	NS	NS	NS	NS	NS	NS	NS
	11/19/10	NS	NS		NS	NS	NS	NS	NS	NS	NS	NS	NS	NS	NS	NS	NS
	02/09/11	50.9%	0.0%	N/A	50.0%	0.0%	10650.0	226.0	2.0	3.0	38.0	0.6	6.3	OVR	19.4	0.3	N/A
	04/08/11	52.0%	0.0%	N/A	55.0%	0.0%		169.0	0.0	7.0	20.0	0.0	3.6	81.0	17.9	0.3	N/A
	08/02/11	NS	NS	NS	NS	NS	NS	NS	NS	NS	NS	NS	NS	NS	NS	NS	NS
	11/04/11	NS	NS	NS	NS	NS	NS	NS	NS	NS	NS	NS	NS	NS	NS	NS	NS
	01/26/12	51.5%	0.0%	N/A	61.9%	0.0%	5900.0	202.1	0.0	2.0	10.0	7.4	1.5	31.0	16.0	0.4	N/A
	04/11/12	50.5%	0.0%	N/A	51.4%	0.0%	2.6	1.1	NM	NM	NM	NM	0.0	0.0	8.9	13.1	N/A
	07/13/12	69.1%	0.0%	0.0%	45.1%	0.3%	4.7	0.7	NM	NM	NM	NM	0.0	0.0	4.9	16.2	N/A
VMP-10-5	11/11/09	65.0%	0.0%		56.0%	0.0%		0.0	0.0	0.0	0.0	13.5			OVR		N/A
	09/07/10	60.2%	0.0%		35.8%	0.0%	-7.7	0.1	0.0	0.0	0.0	0.0	0.0	0.0	6.4	14.0	N/A
	11/18/10	56.5%	0.0%		52.4%	0.0%	26.8	0.5	0.0	0.0	0.0	17.7	0.0	1.0	3.7	18.4	N/A
	02/10/11	50.5%	0.0%	N/A	44.0%	0.0%	212.7	0.4	0.0	0.0	0.0	16.2	0.0	0.0	4.5	17.8	N/A
	04/05/11	62.6%	0.0%	N/A	62.7%	0.1%	28.8	3.2	0.0	0.0	0.0	19.0	0.0	0.0	0.9	19.8	N/A
	07/29/11	57.7%	0.0%	N/A	48.4%	0.0%	0.0	1.0	1.0	0.0	0.0	16.0	0.0	0.0	4.4	17.4	N/A
	11/04/11	56.0%	0.0%	N/A	52.0%	0.0%		0.6	0.0	0.0	0.0	18.7	0.0	0.0	3.1	17	N/A
	01/25/12	76.6%	0.0%	N/A	63.1%	0.4%	0.5	1.7	0.0	0.0	0.0	20.9	0.0	0.0	0.0	20.9	N/A
	04/11/12	62.5%	0.0%	N/A	51.4%	0.1%	0.5	0.9	NM	NM	NM	NM	0.0	0.0	3.5	17.7	N/A
	07/13/12	50.8%	0.0%	N/A	47.1%	0.0%	3.2	0.2	N/A	N/A	N/A	N/A	0.0	0.0	2.2	18.3	N/A
VMP-10-10	11/11/09	58.0%	0.0%		44.0%	0.0%		0.0	0.0	0.0	0.0	11.7			OVR		N/A
	09/07/10	53.4%	0.0%		25.5%	0.0%	-8.7	0.0	0.0	0.0	0.0	0.0	0.0	0.0	9.0	11.9	N/A
	11/18/10	54.4%	0.0%		49.4%	0.1%	41.2	0.7	4.0	0.0	0.0	15.4	0.0	1.0	6.1	15.9	N/A
	02/11/11	54.5%	0.0%	N/A	65.5%	0.0%	67.4	0.1	0.0	0.0	0.0	14.9	0.0	0.0	5.5	14.7	N/A
	04/06/11	55.7%	0.0%	N/A	59.4%	0.1%	38.9	0.0	0.0	0.0	0.0	18.7	0.0	0.0	0.0	19.6	N/A
	07/29/11	52.8%	0.0%	N/A	49.8%	0.2%	0.0	2.8	1.0	0.0	0.0	12.3	0.0	0.0	6.0	15.3	N/A
	11/04/11	57.8%	0.0%	N/A	60.0%	0.0%		0.7	0.0	0.0	0.0	17.6	0.0	0.0	4.4	15.8	N/A
	01/25/12	53.2%	0.0%	N/A	36.0%	0.0%	1.6	1.8	0.0	0.0	0.0	20.9	0.0	0.0	4.1	16.3	N/A
	04/11/12	55.4%	0.0%	N/A	56.5%	0.0%	0.5	0.8	NM	NM	NM	NM	0.0	0.0	4.4	16.4	N/A
	07/13/12	50.4%	0.0%	N/A	40.7%	0.0%	4.1	0.8	N/A	N/A	N/A	N/A	0.0	0.0	3.2	17.2	N/A
VMP-10-20	11/11/09	60.0%	0.0%		38.0%	0.2%		0.0	2.0	0.0	0.0	20.9			0.0		N/A
	09/07/10	51.8%	0.0%		32.9%	0.0%	-10.8	0.0	0.0	0.0	0.0	0.0	0.0	0.0	12.3	9.4	N/A
	11/18/10	58.1%	0.0%		41.0%	0.0%	85.7	0.7	4.0	0.0	0.0	13.2	0.0	0.0	9.1	13.2	N/A
	02/11/11	52.6%	0.0%	N/A	55.8%	0.4%	51.5	0.3	0.0	0.0	0.0	12.9	0.0	0.0	7.4	13.1	N/A
	04/06/11	53.5%	0.0%	N/A	54.7%	0.2%	50.0	0.6	0.0	0.0	0.0	17.7	0.0	0.0	2.7	17.6	N/A
	07/29/11	62.7%	0.0%	N/A	45.9%	0.4%	0.0	3.3	2.0	0.0	0.0	9.7	0.0	0.0	7.3	13.2	N/A
	11/04/11	62.1%	0.0%	N/A	63.8%	0.0%		0.6	0.0	0.0	0.0	16.0	0.0	0.0	6.2	14.2	N/A
	01/25/12	57.2%	0.0%	N/A	58.1%	0.0%	2.12	0.0	0.0	0.0	0.0	14.1	0.0	0.0	6.2	14.4	N/A
	04/11/12	56.2%	0.0%	N/A	50.5%	0.1%	1.4	1.1	NM	NM	NM	NM	0.0	0.0	5.5	14.6	N/A
	07/16/12	50.6%	0.0%	N/A	46.6%	0.0%	1.8	0.8	N/A	N/A	N/A	N/A	0.0	0.0	5.2	15.9	N/A

See last page of table for notes

TABLE 6
SOIL VAPOR SAMPLING - TEDLAR SAMPLING DATA

Reading Location		Shroud	Tedlar Bag 1		Shroud	Tedlar Bag 2											Tedlar Bag 3
Instrument		Dielectric		Landtec	Dielectric		FID	PID	Multi-gas				Landtec				Dielectric
Port ID	Date	Helium in Shroud Before	Helium Before	CH4 (%)	Helium in Shroud After	Helium After	FID (ppm)	PID (ppm)	CO (ppm)	H2S (ppm)	LEL (%)	O2 (%)	CH4 (%)	LEL (%)	CO2 (%)	O2 (%)	Direct Port Reading After
VMP-10-30	11/13/09	60.0%	0.0%		50.0%	0.0%		0.0	0.0	0.0	0.0	6.7			OVR		N/A
	09/07/10	NS	NS		NS	NS	NS	NS	NS	NS	NS	NS	NS	NS	NS	NS	NS
	11/18/10	NS	NS		NS	NS	NS	NS	NS	NS	NS	NS	NS	NS	NS	NS	NS
	02/11/11	NS	NS	NS	NS	NS	NS	NS	NS	NS	NS	NS	NS	NS	NS	NS	NS
	04/06/11	NS	NS	NS	NS	NS	NS	NS	NS	NS	NS	NS	NS	NS	NS	NS	NS
	07/29/11	NS	NS	NS	NS	NS	NS	NS	NS	NS	NS	NS	NS	NS	NS	NS	NS
	11/04/11	NS	NS	NS	NS	NS	NS	NS	NS	NS	NS	NS	NS	NS	NS	NS	NS
	01/25/12	71.3%	0.2%	N/A	58.9%	0.2%	21.4	1.7	0.0	0.0	0.0	10.2	0.0	0.0	0.1	11.8	N/A
	04/11/12	51.0%	0.0%	N/A	55.7%	0.0%	6.7	0.9	NM	NM	NM	NM	0.0	0.0	6.5	13.1	N/A
	07/16/12	55.3%	0.0%	N/A	50.2%	0.0%	2.8	0.8	N/A	N/A	N/A	N/A	0.0	0.0	6.1	14.5	N/A
VMP-11-5	11/17/09	50.0%	0.0%		31.0%	0.0%		5.0	6.0	0.0	24.0	7.0			OVR		N/A
	09/07/10	57.9%	0.0%		44.3%	0.0%	-2.9	0.1	2.0	0.0	0.0	0.0	0.0	0.0	9.9	10.3	N/A
	11/22/10	56.5%	0.0%		75.0%	0.0%	6.6	1.3	5.0	0.0	0.0	8.6	0.0	0.0	11.0	8.2	N/A
	02/11/11	52.9%	0.0%	N/A	45.9%	0.0%	12.8	0.8	0.0	0.0	0.0	9.4	0.0	0.0	9.5	9.9	N/A
	04/06/11	55.3%	0.0%	0.0%	48.9%	0.0%	3.4	0.7	0.0	0.0	0.0	10.6	0.0	0.0	8.5	10.5	N/A
	08/07/11	68.2%	0.0%	N/A	47.5%	0.0%	0.0	4.3	0.0	0.0	0.0	13.6	0.0	0.0	7.5	13.1	N/A
	11/11/11	53.2%	0.0%	N/A	67.0%	0.0%	0.0	1.1	0.0	0.0	0.0	7.5	0.0	0.0	11.1	8.0	N/A
	01/26/12	75.8%	0.0%	N/A	75.8%	0.0%	0.0	0.7	0.0	0.0	0.0	7.2	0.0	0.0	10.7	7.2	N/A
	04/19/12	82.4%	0.0%	0.0%	62.7%	0.0%	0.0	2.6	NM	NM	NM	NM	0.0	0.0	5.9	16.3	N/A
	07/19/12	54.0%	0.0%	0.0%	50.0%	0.0%	3.6	1.3	N/A	N/A	N/A	N/A	0.0	0.0	2.4	18.0	N/A
VMP-11-8	11/17/09	50.0%	0.0%		37.0%	0.0%		4.0	0.0	0.0	2.0	7.3			OVR		N/A
	09/08/10	52.3%	0.0%		37.6%	0.0%	10.5	0.0	0.0	0.0	0.0	0.0	0.0	0.0	9.5	11.0	N/A
	11/22/10	55.0%	0.0%		57.5%	0.0%	8.0	1.8	4.0	0.0	0.0	7.8	0.0	0.0	11.4	7.6	N/A
	02/11/11	54.3%	0.0%	N/A	43.7%	0.0%	27.7	0.9	0.0	0.0	0.0	8.6	0.0	0.0	10.1	9.0	N/A
	04/06/11	73.8%	0.0%	0.0%	70.0%	0.0%	3.0	0.8	0.0	0.0	0.0	10.5	0.0	0.0	8.3	10.1	N/A
	08/07/11	53.0%	0.0%	N/A	35.1%	0.0%	0.0	2.3	4.0	0.0	0.0	8.0	0.1	1.0	9.9	7.9	N/A
	11/14/11	54.2%	0.0%	N/A	62.1%	0.0%		0.4	0.0	0.0	0.0	3.7	0.0	0.0	10.5	8.2	N/A
	01/26/12	76.2%	0.0%	N/A	76.2%	0.0%	0.0	0.7	0.0	0.0	0.0	7.7	0.0	0.0	10.6	7.6	N/A
	04/19/12	50.5%	0.0%	0.0%	65.7%	0.1%	0.0	2.1	NM	NM	NM	NM	0.0	0.0	4.0	16.6	N/A
	07/20/12	50.4%	0.0%	N/A	40.0%	0.0%	32.9	1.4	N/A	N/A	N/A	N/A	0.0	0.1	4.0	16.7	N/A
VMP-11-29	11/18/09	53.0%	0.0%		45.0%	0.0%		OVR	3.0	0.0	16.0	4.5			OVR		N/A
	09/08/10	63.8%	0.0%		40.0%	0.0%	1400.0	97.3	1.0	0.0	5.0	0.0	0.0	1.0	14.7	0.0	N/A
	11/22/10	57.5%	0.0%		46.3%	0.0%	785.0	58.7	3.0	0.0	3.0	0.8	0.2	5.0	14.7	0.8	N/A
	02/14/11	55.5%	0.0%	N/A	36.9%	0.0%	7.2	0.0	0.0	0.0	0.0	1.6	0.0	0.0	15.3	1.7	N/A
	04/06/11	63.8%	0.0%	0.0%	66.0%	0.0%	3.9	1.1	0.0	0.0	0.0	0.2	0.1	2.0	14.6	0.8	N/A
	08/25/11	53.7%	0.0%	0.0%	47.5%	0.0%	0.0	0.3	2.0	0.0	0.0	0.9	0.0	0.0	14.0	0.5	N/A
	11/14/11	54.3%	0.0%	N/A	62.8%	0.0%		0.6	0.0	0.0	0.0	0.0	0.0	0.0	14.9	1.5	N/A
	01/26/12	52.8%	0.0%	N/A	52.1%	0.0%	0.0	0.5	0.0	0.0	0.0	1.3	0.0	0.0	15.3	1.2	N/A
	04/19/12 [12]	60.7%	0.0%	0.0%	60.7%	0.1%	0.0	2.1	NM	NM	NM	NM	0.0	0.0	12.9	2.8	N/A
	04/27/12	54.8%	0.0%	N/A	51.1%	0.0%	0.0	0.7	NM	NM	NM	NM	0.0	0.0	11.9	7.1	N/A
	07/23/12	50.5%	0.0%	N/A	66.5%	0.0%	2.4	1.1	NM	NM	NM	NM	0.0	0.0	9.8	8.3	N/A

See last page of table for notes

TABLE 6
SOIL VAPOR SAMPLING - TEDLAR SAMPLING DATA

Reading Location		Shroud	Tedlar Bag 1		Shroud	Tedlar Bag 2											Tedlar Bag 3
Instrument		Dielectric		Landtec	Dielectric		FID	PID	Multi-gas				Landtec				Dielectric
Port ID	Date	Helium in Shroud Before	Helium Before	CH4 (%)	Helium in Shroud After	Helium After	FID (ppm)	PID (ppm)	CO (ppm)	H2S (ppm)	LEL (%)	O2 (%)	CH4 (%)	LEL (%)	CO2 (%)	O2 (%)	Direct Port Reading After
VMP-11-38	11/18/09	50.0%	0.0%		40.0%	0.0%		OVR	2.0	0.0	28.0	4.6			OVR		NS
	09/08/10	NS	NS		NS	NS	NS	NS	NS	NS	NS	NS	NS	NS	NS	NS	NS
	11/22/10	NS	NS		NS	NS	NS	NS	NS	NS	NS	NS	NS	NS	NS	NS	NS
	02/14/11	NS	NS	NS	NS	NS	NS	NS	NS	NS	NS	NS	NS	NS	NS	NS	NS
	04/06/11	NS	NS	NS	NS	NS	NS	NS	NS	NS	NS	NS	NS	NS	NS	NS	NS
	08/07/11	NS	NS	NS	NS	NS	NS	NS	NS	NS	NS	NS	NS	NS	NS	NS	NS
	11/14/11	NS	NS	NS	NS	NS	NS	NS	NS	NS	NS	NS	NS	NS	NS	NS	NS
	01/26/12	NS	NS	NS	NS	NS	NS	NS	NS	NS	NS	NS	NS	NS	NS	NS	NS
	04/23/12	66.5%	0.0%	N/A	56.8%	0.0%	732.0	289.0	NM	NM	NM	NM	0.0	0.0	15.9	1.0	N/A
	07/23/12	51.0%	0.0%	N/A	58.5%	0.0%	400.0	112.0	NM	NM	NM	NM	0.0	0.0	15.9	0.3	N/A
VMP-12-5	11/13/09	56.0%	6.0%		42.0%	5.8%		857.0	120.0	2.0	100.0	1.8			OVR		7.0%
	09/03/10	48.7%	10.4%		45.7%	11.1%	OVR	22.5	145.0	23.0	OVR	0.0	OVR	OVR	14.5	0.7	10.1%
	12/03/10	55.3%	1.1%		57.0%	1.1%	4986.0	21.7	220.0	0.0	73.0	0.7	9.9	OVR	13.5	1.1	N/A
	02/15/11	62.7%	3.3%	80.1%	62.6%	2.5%	2630000.0	86.7	0.0	0.0	OVR	0.2	86.7	OVR	8.1	0.0	N/A
	04/19/11	52.0%	7.7%	OVR	59.0%	7.9%	69.5	71.8	9.0	11.0	OVR	0.0	OVR	OVR	7.7	0.4	N/A
	08/04/11	57.4%	8.2%	OVR	38.1%	5.1%	OVR	89.8	49.0	8.0	0.0	0.0	OVR	OVR	12.3	1.0	N/A
	11/16/11	78.1%	0.0%	N/A	61.5%	0.0%	20.0	8.9	0.0	0.0	0.0	14.0	0.0	0.0	8.2	16.3	N/A
	01/24/12	53.6%	0.6%	N/A	50.0%	1.8%	17.08	46.9	0.0	0.0	0.0	19.2	0.1	2.0	3.6	19.2	N/A
	04/19/12	54.2%	0.0%	N/A	52.8%	0.1%	2.5	3.2	NM	NM	NM	NM	0.0	0.0	5.1	12.8	N/A
	07/26/12	55.6%	0.0%	0.0%	79.6%	2.1%	5.7	0.4	NM	NM	NM	NM	0.0	0.0	0.1	20.1	N/A
VMP-12-11.5	11/13/09	55.0%	0.0%		45.0%	5.5%		97.0	68.0	2.0	0.0	4.2			OVR		0.0%
	09/03/10	54.1%	9.6%		33.4%	10.1%	OVR	44.1	293.0	15.0	Off	0.0	OVR	OVR	15.2	0.6	11.4%
	12/03/10	67.1%	5.8%		58.6%	6.5%	50100.0	48.7	78.0	7.0	OVR	0.6	OVR	OVR	12.7	0.9	6.9%
	02/15/11	51.0%	5.1%	OVR	56.3%	5.4%	OVR	122.0	168.0	21.0	OVR	0.3	OVR	OVR	9.6	0.0	N/A
	04/19/11	51.0%	8.7%	OVR	58.3%	9.4%	80.8	78.0	50.0	19.0	OVR	0.0	OVR	OVR	9.5	0.2	N/A
	08/04/11	51.2%	5.2%	OVR	27.7%	8.0%	OVR	193.8	62.0	19.0	OVR	0.0	OVR	OVR	11.5	1.0	N/A
	11/16/11	71.5%	0.0%	N/A	56.5%	0.2%	27100.0	36.2	0.0	0.0	51.0	1.1	3.0	61.0	11.0	6.4	N/A
	01/24/12	53.1%	0.0%	N/A	46.5%	1.0%	79000.0	282.5	0.0	0.0	91.0	2.1	12.4	OVR	10.7	1.4	N/A
	04/19/12	70.1%	0.0%	N/A	50.8%	0.9%	46500.0	13.8	NM	NM	NM	NM	5.4	OVR	8.1	6.3	N/A
	7/26/2012[11]	58.3%	1.1%	N/A	50.2%	2.0%	NM	NM	NM	NM	NM	NM	0.0	0.0	0.3	20.3	N/A
	08/20/12	54.6%	0.0%	N/A	41.9%	0.2%	4.8	1.1	NM	NM	NM	NM	0.0	0.0	0.1	20.8	N/A
VMP-12-25	11/13/09	47.0%	6.5%		36.0%	6.4%		332.0	142.0	2.0	92.0	2.9			2.3		6.9%
	09/03/10	52.6%	11.6%		34.9%	10.6%	OVR	441.0	379.0	7.0	OVR	0.0	OVR	OVR	15.3	0.5	10.8%
	12/03/10	54.4%	8.8%		53.1%	9.1%	61100.0	64.7	134.0	2.0	OVR	0.6	OVR	OVR	13.9	0.6	9.5%
	02/15/11	54.6%	3.9%	OVR	72.1%	4.8%	OVR	242.0	248.0	9.0	OVR	0.0	OVR	OVR	13.6	0.0	N/A
	04/19/11	53.0%	8.8%	OVR	75.0%	9.3%	76.0	133.0	90.0	9.0	OVR	0.0	OVR	OVR	12.3	0.8	N/A
	08/04/11	92.6%	11.6%	OVR	31.3%	8.1%	OVR	244.6	4.0	11.0	OVR	0.0	OVR	OVR	11.8	0.9	N/A
	11/16/11	82.5%	11.2%	OVR	57.8%	0.4%	OVR	140.0	104.0	0.0	OVR	0.0	OVR	OVR	12.7	0.6	N/A
	01/24/12	57.0%	8.1%	OVR	47.9%	7.6%	848000.0	1525	0.0	0.0	OVR	3.7	OVR	OVR	12.7	0.3	N/A
	04/19/12	54.9%	5.1%	N/A	53.7%	9.0%	900000.0	48.5	NM	NM	NM	NM	OVR	OVR	10.2	0.8	N/A
	07/26/12	50.5%	0.6%	28.4%	53.2%	0.5%	46700.0	100.0	NM	NM	NM	NM	19.7	OVR	9.8	5.4	N/A

See last page of table for notes

TABLE 6
SOIL VAPOR SAMPLING - TEDLAR SAMPLING DATA

Reading Location		Shroud	Tedlar Bag 1		Shroud	Tedlar Bag 2											Tedlar Bag 3
Instrument		Dielectric		Landtec	Dielectric		FID	PID	Multi-gas				Landtec				Dielectric
Port ID	Date	Helium in Shroud Before	Helium Before	CH4 (%)	Helium in Shroud After	Helium After	FID (ppm)	PID (ppm)	CO (ppm)	H2S (ppm)	LEL (%)	O2 (%)	CH4 (%)	LEL (%)	CO2 (%)	O2 (%)	Direct Port Reading After
VMP-12-39	11/13/09	56.0%	6.5%		44.0%	7.8%		1805.0	93.0	1.0	7.0	4.3			0.3		7.2%
	09/03/10	NS	NS		NS	NS	NS	NS	NS	NS	NS	NS	NS	NS	NS	NS	NS
	12/03/10	NS	NS		NS	NS	NS	NS	NS	NS	NS	NS	NS	NS	NS	NS	NS
	02/15/11	NS	NS	NS	NS	NS	NS	NS	NS	NS	NS	NS	NS	NS	NS	NS	NS
	04/19/11	51.0%	12.0%	OVR	53.0%	11.2%	96.7	131.0	85.0	17.0	OVR	0.0	OVR	OVR	13.0	0.7	N/A
	08/04/11	NS	NS	NS	NS	NS	NS	NS	NS	NS	NS	NS	NS	NS	NS	NS	NS
	11/16/11	NS	NS	NS	NS	NS	NS	NS	NS	NS	NS	NS	NS	NS	NS	NS	NS
	01/24/12	50.5%	15.5%	OVR	36.1%	9.4%	OVR	1416.0	0.0	6.0	OVR	1.2	OVR	OVR	13.2	0.0	N/A
	04/19/12	65.5%	5.2%	N/A	60.9%	9.2%	OVR	62.0	NM	NM	NM	NM	OVR	OVR	11.5	0.7	N/A
	07/26/12	60.7%	4.2%	OVR	59.2%	5.3%	375000.0	1850.0	NM	NM	NM	NM	OVR	OVR	11.9	1.2	N/A
VMP-13-5	11/16/09	39.0%	0.0%		22.0%	0.0%		957.0	4.0	0.0	26.0	1.6			OVR		N/A
	09/13/10	56.7%	0.0%		46.7%	0.0%	35.3	0.0	0.0	0.0	0.0	0.0	0.0	0.0	6.8	9.0	N/A
	12/01/10	43.4%	0.1%		51.5%	0.0%	0.6	1.8	5.0	0.0	0.0	11.6	0.1	2.0	6.4	12.6	N/A
	02/18/11	50.9%	0.0%	N/A	50.9%	0.0%	0.0	1.0	0.0	0.0	0.0	14.8	0.0	0.0	3.3	15.8	N/A
	04/05/11	70.2%	0.0%	N/A	82.6%	0.0%	50.9	5.9	0.0	0.0	0.0	15.3	0.0	0.0	3.7	17.4	N/A
	08/09/11	57.9%	0.0%	N/A	44.0%	0.0%		7.0	2.0	0.0	0.0	4.0	0.0	1.0	11.2	4.7	N/A
	11/14/11	54.5%	0.0%	N/A	60.3%	0.0%		0.6	0.0	0.0	0.0	8.0	0.0	0.0	6.3	11.6	N/A
	01/27/12	53.8%	0.0%	N/A	57.7%	0.0%	0.0	0.8	0.0	0.0	0.0	12.3	0.0	0.0	5.6	13.0	N/A
	04/20/12	79.8%	0.0%	0.0%	51.2%	0.0%	0.0	0.2	NM	NM	NM	NM	0.0	0.0	3.7	17.4	N/A
	07/19/12	54.2%	0.0%	N/A	51.4%	0.0%	2.7	1.1	NM	NM	NM	NM	0.0	0.0	4.2	16.3	N/A
VMP-13-10.5	11/17/09	40.0%	0.0%		29.0%	0.0%		12.0	2.0	0.0	0.0	20.9			0.1		N/A
	09/13/10	53.2%	0.0%		30.3%	0.0%	1460.0	1.0	2.0	2.0	5.0	0.0	0.2	1.0	8.6	0.7	N/A
	12/01/10	41.2%	0.0%		42.7%	0.0%	0.6	2.2	2.0	0.0	0.0	5.1	0.0	1.0	10.4	5.0	N/A
	02/18/11	50.4%	0.0%	N/A	47.9%	0.0%	2550.0	192.0	0.0	0.0	16.0	1.7	0.1	16.0	6.8	10.6	N/A
	04/05/11	50.2%	0.0%	N/A	72.8%	0.0%	30.5	4.4	1.0	0.0	0.0	10.6	0.0	0.0	3.3	12.1	N/A
	08/09/11	58.5%	0.0%	N/A	49.9%	0.0%		46.0	31.0	0.0	11.0	0.5	0.7	15.0	12.4	1.3	N/A
	11/14/11	56.4%	0.0%	N/A	60.5%	0.0%		0.5	0.0	0.0	0.0	4.9	0.0	0.0	7.6	9.3	N/A
	01/27/12	63.5%	0.0%	N/A	60.1%	0.0%	0.0	0.5	0.0	0.0	0.0	9.8	0.0	0.0	7.1	10.1	N/A
	04/20/12	71.2%	0.0%	0.0%	72.3%	0.0%	0.0	0.4	NM	NM	NM	NM	0.0	0.0	4.7	14.7	N/A
	07/19/12	53.4%	0.0%	N/A	46.1%	0.0%	3.1	1.5	NM	NM	NM	NM	0.0	0.0	6.0	12.7	N/A
VMP-13-21.5	11/17/09	43.0%	0.0%		0.0%	32.0%		OVR	27.0	0.0	38.0	4.2			OVR		N/A
	09/13/10	56.7%	0.1%		27.9%	0.0%	35600.0	1869.0	7.0	0.0	30.0	0.0	2.4	49.0	12.2	0.0	N/A
	12/01/10	43.5%	0.2%		46.7%	0.3%	1928.0	255.0	2.0	0.0	26.0	0.6	2.1	43.0	13.4	0.6	N/A
	02/18/11	55.4%	0.0%	N/A	53.1%	0.0%	3050.0	372.0	0.0	0.0	21.0	1.4	1.8	37.0	12.7	0.6	N/A
	04/05/11	50.2%	0.0%	N/A	50.2%	0.0%	18220.0	OVR	0.0	0.0	17.0	4.4	0.0	34.0	0.1	10.4	N/A
	08/09/11	54.2%	0.0%	N/A	48.0%	0.0%		202.3	11.0	0.0	40.0	0.3	2.4	48.0	11.7	0.9	N/A
	11/14/11	56.8%	0.0%	N/A	64.7%	0.0%		293.5	0.0	0.0	20.0	0.0	1.2	24.0	11.8	0.8	N/A
	01/27/12	52.0%	0.0%	N/A	48.2%	0.0%	6600.0	217.6	0.0	0.0	14.0	0.5	0.6	12.0	12.5	0.3	N/A
	04/20/12	67.0%	0.0%	0.0%	68.0%	0.0%	1110.0	6.5	NM	NM	NM	NM	0.0	0.0	12.8	0.4	N/A
	07/19/12	47.6%	0.0%	N/A	53.2%	0.0%	69.0	3.0	NM	NM	NM	NM	0.0	0.0	13.8	1.3	N/A

See last page of table for notes

TABLE 6
SOIL VAPOR SAMPLING - TEDLAR SAMPLING DATA

Reading Location		Shroud	Tedlar Bag 1		Shroud	Tedlar Bag 2											Tedlar Bag 3
Instrument		Dielectric		Landtec	Dielectric		FID	PID	Multi-gas				Landtec				Dielectric
Port ID	Date	Helium in Shroud Before	Helium Before	CH4 (%)	Helium in Shroud After	Helium After	FID (ppm)	PID (ppm)	CO (ppm)	H2S (ppm)	LEL (%)	O2 (%)	CH4 (%)	LEL (%)	CO2 (%)	O2 (%)	Direct Port Reading After
VMP-13-29.5	11/17/09	40.0%	0.0%		32.0%	0.0%		OVR	8.0	0.0	47.0	4.8			OVR		N/A
	09/13/10	NS	NS		NS	NS	NS	NS	0.0	NS	NS	NS	NS	NS	NS	NS	NS
	12/01/10	NS	NS		NS	NS	NS	NS	NS	NS	NS	NS	NS	NS	NS	NS	NS
	02/18/11	52.1%	0.0%	N/A	49.2%	0.0%	8300.0	OVR	64.0	2.0	8.0	1.0	1.5	25.0	3.5	16.3	N/A
	04/05/11	63.9%	0.0%	N/A	47.9%	0.0%	50220.0	OVR	1.0	0.0	22.0	3.4	0.0	55.0	0.0	19.8	N/A
	08/09/11	NS	NS	NS	NS	NS	NS	NS	NS	NS	NS	NS	NS	NS	NS	NS	NS
	11/14/11	NS	NS	NS	NS	NS	NS	NS	NS	NS	NS	NS	NS	NS	NS	NS	NS
	01/30/12	51.7%	0.0%	N/A	91.8%	0.0%	12700.0	5964.0	4.0	3.0	0.0	0.4	1.1	23.0	12.6	0.6	N/A
	04/20/12	70.8%	0.0%	0.3%	61.8%	0.0%	8700.0	1450.0	NM	NM	NM	NM	0.3	7.0	12.1	1.2	N/A
	07/19/12	56.3%	0.0%	N/A	50.9%	0.0%	13100.0	1850.0	NM	NM	NM	NM	0.3	7.0	13.5	1.3	N/A
VMP-14-5	11/16/09	54.0%	0.0%		42.0%	--		NS	NS	NS	NS	NS			NS		N/A
	09/10/10	53.6%	3.8%		51.4%	4.0%	2320000.0	1.6	0.0	0.0	OVR	0.0	17.9	OVR	20.1	0.0	3.2%
	12/01/10	42.6%	0.5%		33.5%	0.7%	3.0	1.6	2.0	0.0	0.0	12.7	0.1	2.0	2.7	13.5	N/A
	02/17/11	54.1%	0.0%	0.0%	68.1%	0.0%	154.5	1.0	3.0	0.0	3.0	2.9	0.2	3.0	2.4	2.6	N/A
	04/05/11	59.6%	0.0%	N/A	54.9%	0.2%	0.0	0.5	0.0	0.0	0.0	19.2	0.0	0.0	2.7	19.0	N/A
	08/08/11	59.0%	1.0%	N/A	61.5%	1.0%	49000.0	38	17	0.0	5.0	0.3	6.8	OVR	18.2	0.1	N/A
	11/14/11	61.1%	0.0%	N/A	62.7%	0.0%		0.9	0.0	0.0	0.0	12.7	0.0	0.0	8.2	15.1	N/A
	01/26/12	50.6%	NS	NS	NS	NS	NS	NS	NS	NS	NS	NS	NS	NS	NS	NS	NS
	04/20/12	52.0%	0.0%	N/A	66.6%	0.0%	0.0	0.2	NM	NM	NM	NM	0.0	0.0	3.3	19.8	N/A
	07/23/12	52.0%	0.0%	N/A	70.2%	0.0%	2.1	2.0	N/A	N/A	N/A	N/A	0.0	0.0	9.0	9.1	N/A
VMP-14-11.5	11/16/09	55.0%	2.5%		22.0%	2.3%		43.9	25.0	4.0	17.0	6.1			OVR		1.65%
	09/10/10	52.3%	7.0%		47.2%	7.3%	7410000.0	10.4	42.0	75.0	OVR	0.0	OVR	OVR	16.5	0.0	6.8%
	12/02/10	53.5%	0.0%		50.7%	2.0%	7494.0	1.1	251.0	10.0	5.0	0.6	18.3	OVR	4.6	0.5	N/A
	02/17/11	55.0%	0.0%	0.0%	80.0%	0.0%	86.2	95.8	4.0	0.0	4.0	3.6	0.5	10.0	3.8	3.7	N/A
	04/05/11	90.0%	0.0%	N/A	49.8%	0.0%	766.1	118.5	0.0	0.0	0.0	8.6	0.3	6.0	12.0	8.6	N/A
	08/08/11	57.0%	6.6%	OVR	59.0%	6.7%	253000.0	104.0	163	36.0	100	0.3	OVR	OVR	16.3	0.3	N/A
	11/15/11	75.8%	1.0%	OVR	60.1%	0.6%	42000.0	103.2	15.0	0.0	66.0	0.0	9.2	OVR	14.2	2.2	N/A
	01/26/12	68.4%	1.0%	N/A	55.1%	NS	NS	NS	NS	NS	NS	NS	NS	NS	NS	NS	NS
	04/23/12	55.0%	0.0%	N/A	59.3%	0.0%	0.0	0.6	NM	NM	NM	NM	0.0	0.0	4.9	9.6	N/A
	07/25/12	59.3%	0.0%	N/A	65.9%	0.0%	22900.0	18.3	N/A	N/A	N/A	N/A	4.8	96.0	16.2	0.6	N/A
VMP-14-20	11/16/09	32.0%	2.4%		27.0%	1.9%		104.0	100.0	0.0	0.0	4.2			OVR		1.96%
	09/10/10	63.8%	7.8%		50.5%	7.7%	OVR	56.8	186.0	0.0	OVR	0.0	OVR	OVR	17.2	0.0	6.6%
	12/02/10	54.5%	6.2%		45.6%	6.6%	25400.0	264.0	148.0	0.0	OVR	0.5	OVR	OVR	19.2	0.5	6.1%
	02/18/11	53.0%	2.8%	OVR	53.1%	2.6%	58370.0	1282.0	305.0	4.0	OVR	1.6	OVR	OVR	16.8	0.4	N/A
	04/05/11	60.1%	1.2%	OVR	53.6%	2.2%	233000.0	856.7	71.0	2.0	OVR	0.3	OVR	OVR	16.5	0.3	N/A
	08/08/11	58.2%	8.2%	N/A	53.2%	6.6%	810000.0	351.0	402.0	3.0	100	0.3	OVR	OVR	15.4	0.2	N/A
	11/15/11	85.2%	4.5%	OVR	61.1%	3.8%	425000.0	297.0	240.0	0.0	OVR	0.0	OVR	OVR	17.1	1.3	N/A
	01/26/12	50.5%	3.2%	N/A	87.7%	3.2%	220000.0	1004.0	303.0	4.0	OVR	0.3	OVR	OVR	17.9	0.4	N/A
	04/20/12	56.6%	1.1%	84.2%	63.3%	1.3%	136000.0	1049.0	NM	NM	NM	NM	84.8	OVR	15.0	0.7	N/A
	07/25/12	63.7%	0.7%	83.8%	50.3%	1.0%	120000.0	365.0	N/A	N/A	N/A	N/A	83.5	OVR	15.8	0.8	N/A

See last page of table for notes

TABLE 6
SOIL VAPOR SAMPLING - TEDLAR SAMPLING DATA

Reading Location		Shroud	Tedlar Bag 1		Shroud	Tedlar Bag 2											Tedlar Bag 3
Instrument		Dielectric		Landtec	Dielectric		FID	PID	Multi-gas				Landtec				Dielectric
Port ID	Date	Helium in Shroud Before	Helium Before	CH4 (%)	Helium in Shroud After	Helium After	FID (ppm)	PID (ppm)	CO (ppm)	H2S (ppm)	LEL (%)	O2 (%)	CH4 (%)	LEL (%)	CO2 (%)	O2 (%)	Direct Port Reading After
VMP-14-29	11/16/09	36.0%	1.6%		29.0%	1.7%		286.0	37.0	0.0	OVR	3.7			OVR		N/A
	09/10/10	NS	NS		NS	NS	NS	NS	NS	NS	NS	NS	NS	NS	NS	NS	NS
	12/01/10	NS	NS		NS	NS	NS	NS	NS	NS	NS	NS	NS	NS	NS	NS	NS
	02/18/11	54.0%	6.8%	86.0%	66.4%	2.5%	85560.0	1502.0	624.0	8.0	OVR	0.4	OVR	OVR	16.5	0.3	N/A
	04/05/11	58.1%	2.1%	OVR	48.8%	2.4%	276000.0	1420.0	100.0	5.0	OVR	0.2	OVR	OVR	15.7	0.3	N/A
	08/08/11	NS	NS	NS	NS	NS	NS	NS	NS	NS	NS	NS	NS	NS	NS	NS	NS
	11/15/11	NS	NS	NS	NS	NS	NS	NS	NS	NS	NS	NS	NS	NS	NS	NS	NS
	01/26/12	55.2%	3.1%	N/A	42.3%	2.5%	233000.0	935	391.0	3.0	OVR	0.3	OVR	OVR	17.4	0.5	N/A
	04/20/12	56.4%	1.0%	>>>	55.7%	1.1%	170000.0	1482.0	NM	NM	NM	NM	OVR	OVR	14.8	0.8	N/A
	07/25/12	58.0%	0.9%	83.5%	50.1%	0.8%	141000.0	500.0	N/A	N/A	N/A	N/A	83.8	OVR	15.2	0.9	N/A
VMP-15-5	11/18/09	46.0%	0.0%		32.0%	0.0%		5.6	0.0	0.0	3.0	7.5			OVR		N/A
	09/14/10	64.4%	0.0%		49.9%	0.0%	0.0	0.0	0.0	0.0	5.0	0.0	0.0	0.0	17.0	0.3	N/A
	11/30/10	47.9%	0.3%		41.5%	0.5%	1058.0	29.6	1.0	0.0	22.0	1.5	1.9	38.0	15.2	1.4	N/A
	02/16/11	55.1%	0.0%	0.3%	63.7%	0.0%	213.7	50.2	2.0	0.0	4.0	3.6	0.5	9.0	11.0	3.9	N/A
	04/20/11	55.0%	0.0%	N/A	61.0%	0.0%	661.6	35.8	0.0	0.0	5.0	1.9	0.2	5.0	15.4	2.9	N/A
	08/08/11	64.0%	0.0%	N/A	63.9%	0.0%	0.0	2.4	3.0	0.0	0.0	1.4	0.0	0.0	18.1	1.2	N/A
	11/15/11	82.0%	0.0%	N/A	55.4%	0.0%	0.0	1.6	0.0	0.0	0.0	2.6	0.0	0.0	11.4	7.3	N/A
	02/01/12	55.0%	0.0%	N/A	70.9%	0.0%	0.0	1.4	0.0	0.0	0.0	9.9	0.0	0.0	9.7	10.2	N/A
	04/24/12	53.7%	0.0%	N/A	73.7%	0.0%	301.0	6.3	NM	NM	NM	NM	0.0	0.0	11.4	4.2	N/A
	07/25/12	50.7%	0.0%	N/A	45.0%	0.0%	1.8	1.5	NM	NM	NM	NM	0.0	0.0	11.9	10.0	N/A
VMP-15-21.5	11/18/09	66.0%	4.0%		60.0%	4.2%		47.0	5.0	6.0	OVR	3.6			OVR		4.7%
	09/14/10	50.1%	3.9%		28.1%	3.6%	1960000.0	9.5	5.0	92.0	OVR	0.0	30.8	OVR	19.1	0.0	3.4%
	11/30/10	42.2%	2.2%		47.5%	2.8%	10700.0	26.1	0.0	8.0	OVR	0.5	17.8	OVR	19.2	0.5	N/A
	02/16/11	52.5%	0.7%	13.0%	47.9%	0.6%	14310.0	89.0	3.0	66.0	72.0	2.1	15.3	OVR	18.7	0.5	N/A
	04/20/11	52.3%	1.0%	19.5%	50.3%	1.5%	1320000.0	96.6	0.0	2.0	OVR	0.0	24.8	OVR	19.1	0.0	N/A
	08/08/11	52.5%	5.0%	N/A	50.8%	4.8%	280000.0	43.5	24.0	94.0	100.0	0.2	31	OVR	17.4	0.2	N/A
	11/15/11	56.2%	0.4%	6.5%	72.7%	0.6%	41500.0	106.2	3.0	0.0	15.0	0.0	6.9	OVR	16.5	0.7	N/A
	02/01/12	60.2%	0.0%	N/A	63.9%	0.1%	31200.0	143.9	0.0	0.0	44.0	2.0	6.3	OVR	18.1	0.5	N/A
	04/24/12	57.2%	0.0%	N/A	85.5%	0.0%	19500.0	57.5	NM	NM	NM	NM	1.8	36	17.1	0.6	N/A
	07/25/12	50.1%	0.0%	N/A	49.2%	0.0%	15900.0	50.0	NM	NM	NM	NM	2.5	53.0	15.7	1.8	N/A
VMP-15-25.5	11/18/09	60.0%	5.1%		51.0%	4.8%		49.9	6.0	1.0	OVR	5.6			OVR		5.7%
	09/14/10	50.3%	6.3%		30.9%	8.1%	11780.0	29.9	1.0	0.0	15.0	0.0	1.6	32.0	7.7	11.1	4.1%
	12/02/10	62.4%	0.6%		62.2%	9.2%	20.0	1.9	1.0	0.0	0.0	14.3	0.1	2.0	4.1	14.8	10.7%
	02/16/11	52.7%	4.1%	3.5%	55.7%	4.8%	1850.0	89.6	2.0	27.0	41.0	7.0	1.9	40.0	8.6	6.2	N/A
	04/20/11	52.0%	8.3%	2.0%	50.0%	5.9%	10000.0	17.6	0.0	0.0	10.0	10.7	3.0	21.0	5.2	9.9	N/A
	08/08/11	57.3%	4.3%	N/A	57.5%	8.6%	67.2	11.9	3.0	0.0	0.0	5.0	0.0	0.0	13.9	4.8	N/A
	11/15/11	59.2%	3.2%	0.6%	51.5%	5.8%		80.7	0.0	0.0	13	6.5	0.6	13.0	7.1	10.6	N/A
	02/01/12	62.5%	NS	N/A	NS	NS	NS	NS	NS	NS	NS	NS	NS	NS	NS	NS	NS
	04/24/12 [10]	NS	NS	NS	NS	NS	NS	NS	NS	NS	NS	NS	NS	NS	NS	NS	NS
	07/31/12	55.9%	0.0%	0.2%	50.5%	0.0%	2450.0	25.5	NM	NM	NM	NM	0.2	4.0	3.2	18.8	N/A

See last page of table for notes

TABLE 6
SOIL VAPOR SAMPLING - TEDLAR SAMPLING DATA

Reading Location		Shroud	Tedlar Bag 1		Shroud		Tedlar Bag 2										Tedlar Bag 3
Instrument		Dielectric		Landtec	Dielectric		FID	PID	Multi-gas				Landtec				Dielectric
Port ID	Date	Helium in Shroud Before	Helium Before	CH4 (%)	Helium in Shroud After	Helium After	FID (ppm)	PID (ppm)	CO (ppm)	H2S (ppm)	LEL (%)	O2 (%)	CH4 (%)	LEL (%)	CO2 (%)	O2 (%)	Direct Port Reading After
VMP-15-29	11/19/09	56.0%	4.2%		45.0%	5.2%		116.0	26.0	32.0	100.0	1.0			OVR		5.9%
	09/14/10	56.1%	10.1%		NS	NS	NS	NS	NS	NS	NS	NS	NS	NS	NS	NS	NS
	12/02/10	NS	NS		NS	NS	NS	NS	NS	NS	NS	NS	NS	NS	NS	NS	NS
	02/16/11	NS	NS	NS	NS	NS	NS	NS	NS	NS	NS	NS	NS	NS	NS	NS	NS
	04/20/11	NS	NS	NS	NS	NS	NS	NS	NS	NS	NS	NS	NS	NS	NS	NS	NS
	08/08/11	NS	NS	NS	NS	NS	NS	NS	NS	NS	NS	NS	NS	NS	NS	NS	NS
	11/15/11	NS	NS	NS	NS	NS	NS	NS	NS	NS	NS	NS	NS	NS	NS	NS	NS
	02/01/12	NS	NS	NS	NS	NS	NS	NS	NS	NS	NS	NS	NS	NS	NS	NS	NS
	04/24/12 [13]	52.1%	5.1%	0.3%	NS	NS	NS	NS	NS	NS	NS	NS	NS	NS	NS	NS	NS
	07/31/12	54.6%	0.0%	0.2%	50.1%	0.1%	2300.0	29.5	NM	NM	NM	NM	0.2	5.0	3.5	18.5	N/A
VMP-16-5	11/19/09	52.0%	33.0%		34.0%	23.0%		5.6	1.0	0.0	0.0	15.2			0.1		5.0%
	09/02/10	61.2%	15.1%		23.1%	12.1%	OVR	6.2	167.0	9.0	OVR	0.0	OVR	OVR	19.4	0.6	14.0%
	11/29/10	50.0%	15.0%		47.8%	12.7%	86300.0	29.4	13.0	0.0	OVR	0.6	OVR	OVR	18.1	1.5	12.6%
	02/15/11	52.6%	5.4%	OVR	75.3%	5.5%	OVR	119.0	31.0	2.0	OVR	2.1	OVR	OVR	14.3	0.0	N/A
	04/22/11	52.4%	11.8%	OVR	54.0%	12.6%	OVR	76.7	27.0	3.0	OVR	0.0	OVR	OVR	17.3	0.4	N/A
	08/05/11	52.3%	2.3%	3.0%	57.3%	4.9%	OVR	220.6	6.0	0.0	26.0	0.0	20.7	OVR	12.7	1.9	N/A
	11/16/11	NS	NS	NS	NS	NS	NS	NS	NS	NS	NS	NS	NS	NS	NS	NS	NS
	02/01/12	NS	NS	NS	NS	NS	NS	NS	NS	NS	NS	NS	NS	NS	NS	NS	NS
	04/25/12	54.1%	0.2%	OVR	51.0%	4.3%	375000.0	81.5	NM	NM	NM	NM	OVR	OVR	14.0	2.0	N/A
	07/30/12	57.6%	0.0%	N/A	53.2%	0.0%	46000.0	141.0	NM	NM	NM	NM	OVR	OVR	20.3	0.1	N/A
VMP-16-13.5	11/19/09	52.0%	17.0%		56.0%	16.0%		74.0	0.0	0.0	48.0	14.6			1.4		16.0%
	09/02/10	51.2%	13.6%		31.2%	13.6%	OVR	32.6	170.0	10.0	OVR	0.0	OVR	OVR	19.4	0.1	16.2%
	11/29/10	52.5%	14.6%		42.1%	16.0%	128300.0	32.8	15.0	4.0	OVR	0.7	OVR	OVR	18.6	0.8	16.4%
	02/16/11	36.1%	6.1%	OVR	73.4%	5.7%	2530000.0	92.3	66.0	4.0	OVR	0.3	OVR	OVR	14.3	0.2	N/A
	04/22/11	62.0%	14.0%	OVR	70.0%	11.4%	OVR	80.2	0.0	4.0	OVR	0.0	OVR	OVR	17.0	1.8	N/A
	08/05/11	67.8%	9.6%	1.0%	61.5%	6.6%	70800.0	32.1	33.0	1.0	25.0	0.0	32.4	OVR	13.9	2.0	N/A
	11/16/11	NS	NS	NS	NS	NS	NS	NS	NS	NS	NS	NS	NS	NS	NS	NS	NS
	02/01/12	NS	NS	NS	NS	NS	NS	NS	NS	NS	NS	NS	NS	NS	NS	NS	NS
	04/25/12	63.1%	8.9%	OVR	50.1%	10.1%	OVR	50.0	NM	NM	NM	NM	OVR	OVR	14.1	1.3	N/A
	07/30/12	64.0%	0.0%	N/A	53.5%	6.4%	666000.0	53.0	NM	NM	NM	NM	OVR	OVR	16.4	0.6	N/A
VMP-16-19	11/19/09	55.0%	18.0%		53.0%	9.0%		36.0	17.0	0.0	100.0	11.6			1.3		13.0%
	09/02/10	51.9%	11.4%		20.7%	16.8%	OVR	0.0	162.0	12.0	Off	0.0	OVR	OVR	18.5	0.0	15.6%
	11/29/10	56.3%	14.3%		49.3%	14.6%	126100.0	36.1	12.0	2.0	OVR	0.9	OVR	OVR	18.5	0.8	15.0%
	02/16/11	54.6%	5.1%	OVR	60.0%	4.8%	2640000.0	87.5	93.0	5.0	OVR	0.3	OVR	OVR	14.6	0.2	N/A
	04/27/11	51.3%	10.6%	OVR	67.3%	27.8%	4390000.0	111.0	3.0	0.0	OVR	1.6	OVR	OVR	11.7	1.8	N/A
	08/05/11	57.2%	7.7%	3.6%	41.6%	13.3%	1800.0	171.2	6.0	0.0	8.0	0.0	0.3	6.0	4.7	15.7	N/A
	11/16/11	NS	NS	NS	NS	NS	NS	NS	NS	NS	NS	NS	NS	NS	NS	NS	NS
	02/01/12	NS	NS	NS	NS	NS	NS	NS	NS	NS	NS	NS	NS	NS	NS	NS	NS
	04/25/12	65.0%	9.6%	OVR	58.5%	12.6%	OVR	53.42	NM	NM	NM	NM	OVR	OVR	14.3	0.7	N/A
	07/30/12	61.2%	0.0%	N/A	55.0%	3.9%	OVR	50.5	NM	NM	NM	NM	OVR	OVR	15.7	0.3	N/A

See last page of table for notes

TABLE 6
SOIL VAPOR SAMPLING - TEDLAR SAMPLING DATA

Reading Location		Shroud	Tedlar Bag 1		Shroud	Tedlar Bag 2											Tedlar Bag 3
Instrument		Dielectric		Landtec	Dielectric		FID	PID	Multi-gas				Landtec				Dielectric
Port ID	Date	Helium in Shroud Before	Helium Before	CH4 (%)	Helium in Shroud After	Helium After	FID (ppm)	PID (ppm)	CO (ppm)	H2S (ppm)	LEL (%)	O2 (%)	CH4 (%)	LEL (%)	CO2 (%)	O2 (%)	Direct Port Reading After
VMP-16-31	11/19/09	57.0%	10.0%		41.0%	6.0%		38.0	18.0	0.0	100.0	14.5			OVR		9.5%
	09/03/10	50.2%	15.1%		41.2%	14.8%	131.0	1.3	2.0	0.0	36.0	2.4	0.0	0.0	0.3	15.5	14.6%
	11/29/10	51.5%	14.4%		35.2%	14.4%	83500.0	37.1	12.0	3.0	OVR	0.6	OVR	OVR	18.9	0.7	13.9%
	02/16/11	NS	NS	NS	NS	NS	NS	NS	NS	NS	NS	NS	NS	NS	NS	NS	NS
	04/22/11	NS	NS	NS	NS	NS	NS	NS	NS	NS	NS	NS	NS	NS	NS	NS	NS
	08/05/11	NS	NS	NS	NS	NS	NS	NS	NS	NS	NS	NS	NS	NS	NS	NS	NS
	11/16/11	NS	NS	NS	NS	NS	NS	NS	NS	NS	NS	NS	NS	NS	NS	NS	NS
	02/01/12	NS	NS	NS	NS	NS	NS	NS	NS	NS	NS	NS	NS	NS	NS	NS	NS
	04/25/12	67.0%	10.5%	OVR	51.5%	11.9%	OVR	58.46	NM	NM	NM	NM	>>>	>>>	14.0	1.0	N/A
	07/30/12	55.4%	11.0%	N/A	50.3%	8.1%	OVR	48.9	NM	NM	NM	NM	OVR	OVR	15.6	0.0	N/A
VMP-17-5	06/21/10	48.8%	0.0%		36.1%	0.0%		0.0	4.0	0.0	0.0	11.9			OVR		N/A
	09/01/10	64.5%	0.0%		55.2%	0.0%	-16.4	0.0	2.0	0.0	0.0	0.0	0.6	12.0	8.1	11.0	N/A
	11/22/10	60.0%	0.0%		47.1%	0.0%	9.1	1.8	5.0	0.0	0.0	15.1	0.0	0.0	5.6	15.2	N/A
	02/07/11	51.7%	0.0%	0.0%	49.6%	0.0%	295.4	0.3	2.0	0.0	0.0	18.2	0.0	0.0	3.0	18.1	N/A
	04/06/11	62.5%	0.0%	0.1%	33.6%	0.0%	3.9	0.7	0.0	0.0	0.0	17.1	0.1	2.0	2.8	17.1	N/A
	08/01/11	52.8%	0.0%	N/A	31.8%	0.0%	0.0	5.0	3.0	0.0	0.0	10.2	0.0	0.0	6.6	13.5	N/A
	11/07/11	60.7%	0.0%	N/A	61.0%	0.0%		0	0.0	0.0	0.0	17.1	0.0	0.0	3.6	17.0	N/A
	01/26/12	53.4%	0.0%	N/A	52.8%	0.0%	1.88	1.1	1.0	0.0	0.0	17.2	0.0	0.0	3.0	17.5	N/A
	04/11/12	55.1%	0.0%	N/A	71.9%	0.1%	1.5	0.4	NM	NM	NM	NM	0.0	0.0	1.3	20.0	N/A
	07/11/12	81.2%	0.0%	0.0%	64.2%	0.0%	2.2	0.8	NM	NM	NM	NM	0.0	0.0	0.5	20.2	N/A
VMP-18-8.5	06/18/10	47.8%	0.0%	.	34.8%	0.0%		0.3	4.0	0.0	6.0	12.6			OVR		N/A
	09/07/10	63.7%	0.0%		63.7%	0.1%	-8.1	0.0	0.0	0.0	0.0	0.0	0.0	0.0	11.2	12.4	N/A
	11/19/10	55.2%	0.0%		67.2%	0.1%	4.3	3.1	4.0	0.0	9.0	10.4	0.3	6.0	9.9	10.6	N/A
	02/09/11	61.3%	0.0%	N/A	42.9%	0.0%	195.7	0.9	0.0	0.0	0.0	14.6	0.1	2.0	7.1	15.4	N/A
	04/07/11	58.1%	0.1%	N/A	61.3%	0.4%	14.0	1.0	0.0	0.0	0.0	13.4	0.0	0.0	6.4	13.1	N/A
	07/28/11	54.2%	0.0%	N/A	70.7%	0.0%	0.0	5.6	0.0	0.0	0.0	8.0	0.0	0.0	8.3	12.5	N/A
	11/07/11	51.4%	0.0%	N/A	52.8%	0.0%		0.0	0.0	0.0	0.0	13.3	0.0	0.0	8.2	13.3	N/A
	01/23/12	56.1%	0.0%	N/A	52.0%	0.0%	0.0	0.2	0.0	0.0	0.0	15.7	0.0	0.0	5.7	16.1	N/A
	04/10/12	67.9%	0.0%	N/A	57.9%	0.1%	1.76	0.6	NM	NM	NM	NM	0.0	0.0	5.4	17.4	N/A
	07/12/12	51.6%	0.0%	0.0%	48.1%	0.0%	4.1	1.5	NM	NM	NM	NM	0.0	0.0	4.6	18.4	N/A
VMP-19-5	06/18/10	46.8%	0.0%		11.8%	0.0%		0.3	10.0	0.0	0.0	12.6			OVR		N/A
	09/01/10	52.0%	0.0%		58.6%	1.1%	22.8	1.1	2.0	0.0	0.0	0.0	0.7	12.0	10.7	8.5	N/A
	11/15/10	57.4%	0.0%		63.4%	0.0%	-0.1	0.0	0.0	0.0	8.0	11.0	0.0	0.0	8.6	4.4	N/A
	02/09/11	57.5%	0.3%	N/A	42.5%	0.4%	553.8	1.3	0.0	0.0	3.0	15.5	0.1	1.0	6.9	16.4	N/A
	04/07/11	52.3%	0.0%	N/A	68.0%	0.2%		0.2	0.0	0.0	0.0	15.0	0.2	3.0	5.3	15.4	N/A
	08/09/11	57.1%	0.0%	N/A	59.3%	0.3%		5.0	23.0	0.0	0.0	10.8	0.0	1.0	9.8	10.3	N/A
	11/08/11	75.8%	0.0%	N/A	54.7%	0.0%	0.0	0.3	0.0	0.0	0.0	14.3	0.0	0.0	6.5	14.3	N/A
	01/26/12	89.6%	0.0%	N/A	69.1%	0.0%	1.89	0.4	0.0	0.0	0.0	15.6	0.0	0.0	5.0	15.4	N/A
	04/10/12	59.5%	0.0%	N/A	72.7%	0.3%	1.9	0.6	NM	NM	NM	NM	0.0	0.0	2.2	19.8	N/A
	07/11/12	54.5%	0.0%	0.0%	60.0%	0.0%	3.7	1.3	NM	NM	NM	NM	0.0	0.0	0.8	20.3	N/A

See last page of table for notes

TABLE 6
SOIL VAPOR SAMPLING - TEDLAR SAMPLING DATA

Reading Location		Shroud	Tedlar Bag 1		Shroud		Tedlar Bag 2										Tedlar Bag 3
Instrument		Dielectric		Landtec	Dielectric		FID	PID	Multi-gas				Landtec				Dielectric
Port ID	Date	Helium in Shroud Before	Helium Before	CH4 (%)	Helium in Shroud After	Helium After	FID (ppm)	PID (ppm)	CO (ppm)	H2S (ppm)	LEL (%)	O2 (%)	CH4 (%)	LEL (%)	CO2 (%)	O2 (%)	Direct Port Reading After
VMP-20-5	03/14/11	53.4%	0.0%	N/A	60.9%	0.0%	0.0	2.1	10.0	0.0	0.0	7.0	0.0	0.0	10.3	7.6	N/A
	04/15/11	52.0%	0.0%	N/A	80.0%	0.0%		0.2	8.0	0.0	0.0	5.4	0.0	0.0	8.7	8.9	N/A
	07/25/11	52.4%	0.0%	N/A	51.0%	0.0%	0.0	0.4	0.0	0.0	0.0	3.5	0.0	0.0	14.9	6.9	N/A
	11/01/11	70.0%	0.0%	N/A	58.4%	0.0%		0.6	0.0	0.0	0.0	18.5	0.0	0.0	8.3	13.6	N/A
	01/23/12	58.4%	0.0%	N/A	56.8%	0.0%	0.48	0.1	0.0	0.0	0.0	17.2	0.0	0.0	4.5	16.9	N/A
	04/10/12	74.5%	0.0%	0.0%	76.6%	0.0%	1.55	0.6	NM	NM	NM	NM	0.0	0.0	6.1	16	N/A
	07/11/2012[11]	57.7%	0.0%	N/A	61.5%	0.2%	2.2	1.0	N/A	N/A	N/A	N/A	0.0	0.0	10.2	11.9	N/A
	07/31/12	51.4%	0.0%	N/A	68.4%	0.0%	13.2	1.1	NM	NM	NM	NM	0.0	0.0	10.5	11.2	N/A
VMP-20-10	03/14/11	52.1%	0.0%	N/A	36.4%	0.0%	0.0	0.7	0.0	0.0	0.0	8.0	0.0	0.0	9.4	7.0	N/A
	04/15/11	56.0%	0.0%	N/A	94.3%	0.0%		5.0	2.0	0.0	0.0	5.4	0.0	0.0	8.4	8.5	N/A
	07/25/11	56.2%	0.0%	N/A	51.6%	0.0%	0.0	2.6	0.0	0.0	0.0	2.6	0.1	0.0	8.2	7.0	N/A
	11/01/11	68.9%	0.0%	N/A	51.1%	0.0%		0.6	0.0	0.0	0.0	15.4	0.0	0.0	8.6	9.6	N/A
	01/23/12	61.3%	0.0%	N/A	58.2%	0.0%	0.0	0.1	0.0	0.0	0.0	15.4	0.0	0.0	6.2	14.7	N/A
	04/10/12	61.8%	0.0%	0.0%	72.6%	0.0%	1.61	0.6	NM	NM	NM	NM	0.0	0.0	6.3	13.3	N/A
	07/11/12	52.4%	0.0%	N/A	60.4%	0.0%	1.4	1.0	N/A	N/A	N/A	N/A	0.0	0.0	7.8	13.2	N/A
VMP-20-25	03/14/11	52.0%	0.0%	N/A	38.5%	0.0%	0.0	1.4	0.0	0.0	0.0	2.2	0.0	0.0	10.0	2.2	N/A
	04/15/11	52.0%	0.0%	N/A	60.4%	0.0%		2.5	3.0	0.0	3.0	0.0	0.1	1.0	10.5	2.1	N/A
	07/26/11	51.8%	0.1%	N/A	39.8%	0.0%	4200.0	113.9	4.0	0.0	7.0	0.0	1.0	20.0	8.6	1.0	N/A
	11/01/11	51.5%	0.0%	N/A	53.0%	0.0%		0.5	0.0	0.0	0.0	5.6	0.0	0.0	9.3	2.2	N/A
	01/23/12	63.8%	0.0%	N/A	56.2%	0.0%	0.0	0.2	0.0	0.0	0.0	7.3	0.0	0.0	0.1	21.0	N/A
	04/10/12	65.9%	0.0%	0.0%	80.4%	0.0%	3.0	0.5	NM	NM	NM	NM	0.0	0.0	7.4	8.3	N/A
	07/11/12	51.5%	0.0%	N/A	50.0%	0.0%	2.0	1.1	N/A	N/A	N/A	N/A	0.0	0.0	6.9	10.4	N/A
VMP-20-39.5	03/14/11	NS	NS	NS	NS	NS	NS	NS	NS	NS	NS	NS	NS	NS	NS	NS	NS
	04/15/11	NS	NS	NS	NS	NS	NS	NS	NS	NS	NS	NS	NS	NS	NS	NS	NS
	07/26/11	NS	NS	NS	NS	NS	NS	NS	NS	NS	NS	NS	NS	NS	NS	NS	NS
	11/01/11	NS	NS	NS	NS	NS	NS	NS	NS	NS	NS	NS	NS	NS	NS	NS	NS
	01/23/12	NS	NS	NS	NS	NS	NS	NS	NS	NS	NS	NS	NS	NS	NS	NS	NS
	4/10/2012 [13]	NS	NS	NS	NS	NS	NS	NS	NS	NS	NS	NS	NS	NS	NS	NS	NS
	7/12/12 [13]	NS	NS	NS	NS	NS	NS	NS	NS	NS	NS	NS	NS	NS	NS	NS	NS
VMP-21-5	02/09/11	73.4%	0.0%	N/A	53.8%	1.9%	11780.0	273.0	0.0	0.0	30.0	9.1	43.4	OVR	6.5	9.2	N/A
	04/13/11	70.1%	0.0%	N/A	52.8%	0.2%	0.0	0.9	0.0	0.0	0.0	16.7	0.0	0.0	1.9	16.9	N/A
	07/25/11	55.4%	0.0%	N/A	49.7%	0.0%	0.0	3.7	0.0	0.0	0.0	2.	0.0	0.0	14.5	7.1	N/A
	11/01/11	77.6%	0.0%	N/A	47.8%	0.0%		0.6	0.0	0.0	0.0	18.3	0.0	0.0	4.5	17.1	N/A
	01/23/12	58.6%	0.0%	N/A	62.1%	0.0%	0.0	0.2	0.0	0.0	0.0	19.9	0.0	0.0	1.5	19.8	N/A
	4/9/2012 [11]	60.7%	0.7%	0.0%	74.0%	0.0%	1.2	0.8	NM	NM	NM	NM	0.0	0.0	2.8	16.3	N/A
	04/24/12	64.2%	0.0%	N/A	55.9%	0.2%	4.3	0.7	NM	NM	NM	NM	0.0	0.0	3.2	16.7	N/A
	07/10/12	55.2%	0.0%	N/A	50.0%	0.0%	2.2	0.6	N/A	N/A	N/A	N/A	0.0	0.0	8.3	13.3	N/A
VMP-21-10	02/10/11	64.5%	0.0%	N/A	59.5%	0.0%	8350.0	533.0	9.0	0.0	27.0	8.1	24.9	OVR	7.5	8.7	N/A
	04/13/11	65.2%	0.0%	N/A	57.7%	0.4%	263.0	40.2	0.0	0.0	0.0	8.2	0.1	3.0	6.7	8.3	N/A
	07/25/11	55.0%	0.0%	N/A	49.2%	0.3%	0.0	3.7	0.0	0.0	0.0	2.6	0.0	0.0	7.5	8.1	N/A
	11/01/11	60.7%	0.0%	N/A	50.1%	0.0%		0.6	0.0	0.0	0.0	14.8	0.0	0.0	8.0	12.7	N/A
	01/23/12	59.0%	0.0%	N/A	61.8%	0.1%	0.0	0.2	0.0	0.0	0.0	17.4	0.0	0.0	5.6	16.2	N/A
	04/09/12	61.5%	0.0%	0.0%	61.0%	0.0%	1.47	1.0	NM	NM	NM	NM	0.0	0.0	4.5	16.2	N/A
	07/10/12	71.4%	0.0%	N/A	58.6%	0.0%	3.1	0.7	N/A	N/A	N/A	N/A	0.0	0.0	6.1	13.1	N/A

See last page of table for notes

TABLE 6
SOIL VAPOR SAMPLING - TEDLAR SAMPLING DATA

Reading Location		Shroud	Tedlar Bag 1		Shroud		Tedlar Bag 2										Tedlar Bag 3
Instrument		Dielectric		Landtec	Dielectric		FID	PID	Multi-gas				Landtec				Dielectric
Port ID	Date	Helium in Shroud Before	Helium Before	CH4 (%)	Helium in Shroud After	Helium After	FID (ppm)	PID (ppm)	CO (ppm)	H2S (ppm)	LEL (%)	O2 (%)	CH4 (%)	LEL (%)	CO2 (%)	O2 (%)	Direct Port Reading After
VMP-21-25	02/10/11	50.7%	0.0%	N/A	54.5%	0.0%	48340.0	227.0	35.0	1.0	OVR	0.4	OVR	OVR	7.0	0.2	N/A
	04/14/11	55.0%	0.0%	N/A	66.0%	0.2%	102000.0	459.0	61.0	11.0	18.0	0.0	OVR	OVR	6.3	0.5	N/A
	07/26/11	61.6%	0.0%	N/A	59.2%	0.4%	102000.0	398.5	138	3.0	73.0	0.0	OVR	OVR	6.2	0.1	N/A
	11/01/11	65.7%	0.0%	N/A	64.7%	0.0%		348.4	17.0	4.0	11	0.6	3.3	67.0	9.3	0.3	N/A
	01/24/12	67.5%	1.4%	0.0%	64.6%	5.3%	191.5	7.9	0.0	0.0	3.0	4.1	0.0	0.0	11.4	1.3	N/A
	04/09/12	51.3%	0.0%	0.0%	74.0%	0.0%	19.7	1.3	NM	NM	NM	NM	0.0	0.0	12.1	2.1	N/A
	07/11/12	55.0%	0.0%	N/A	58.6%	0.0%	2.2	1.4	N/A	N/A	N/A	N/A	0.0	0.0	10.7	5.3	N/A
VMP-21-33	02/10/11	51.9%	0.0%	N/A	51.2%	0.4%	63640.0	434.0	42.0	7.0	OVR	0.4	OVR	OVR	4.9	5.2	N/A
	04/14/11	59.9%	0.0%	N/A	59.9%	0.9%	98820.0	385.0	8.0	15.0	36.0	0.0	OVR	OVR	6.0	0.8	N/A
	07/26/11	NS	NS	N/A	NS	NS	NS	NS	NS	NS	NS	NS	NS	NS	NS	NS	NS
	11/01/11	53.4%	0.0%	N/A	51.1%	0.0%		259.7	0.0	0.0	5.0	3.4	1.5	31.0	7.9	0.1	N/A
	01/24/12	55.5%	0.0%	0.0%	60.3%	0.0%	623.7	47.7	0.0	0.0	4.0	3.8	0.0	0.0	11.7	0.9	N/A
	4/9/2012 [12]	51.7%	0.0%	0.0%	67.1%	0.0%	619	16.95	NM	NM	NM	NM	0.0	1.0	12.4	0.5	N/A
	04/24/12	52.3%	0.0%	N/A	57.0%	0.0%	18.0	1.3	NM	NM	NM	NM	0.0	0.0	12.3	1.1	N/A
	07/11/12	51.6%	0.0%	N/A	50.2%	0.0%	5.7	1.7	N/A	N/A	N/A	N/A	0.0	0.0	12.0	2.6	N/A
VMP-22-5	02/11/11	53.4%	0.0%	0.1%	52.4%	0.0%	105.1	26.4	2.0	0.0	0.0	7.3	0.0	0.0	9.0	6.5	N/A
	04/18/11	57.0%	0.0%	N/A	58.1%	0.0%	0.0	0.0	0.0	0.0	0.0	7.9	0.1	0.0	6.8	11.1	N/A
	07/26/11	55.5%	0.0%	N/A	65.0%	0.0%	0.0	3.1	7.0	0.0	2.0	8.1	0.0	0.0	7.6	11.9	N/A
	11/01/11	69.4%	0.0%	N/A	50.7%	0.0%		0.7	0.0	0.0	0.0	19.4	0.0	0.0	2.7	18.4	N/A
	01/24/12	53.0%	0.0%	N/A	54.5%	0.0%	0.26	0.2	0.0	0.0	0.0	20.4	0.0	0.0	0.8	19.8	N/A
	04/09/12	60.6%	0.0%	N/A	50.8%	0.1%	1.73	1.0	NM	NM	NM	NM	0.0	0.0	1.1	19.6	N/A
	07/09/12	55.5%	0.0%	N/A	50.2%	0.0%	3.1	1.2	NM	NM	NM	NM	0.0	0.0	3.0	18.5	N/A
VMP-22-10	02/11/11	52.1%	0.0%	0.1%	80.2%	0.0%	40.6	17.6	0.0	0.0	0.0	4.5	0.1	2.0	10.6	4.8	N/A
	04/18/11	51.0%	0.0%	N/A	49.5%	0.0%	0.0	0.0	0.0	0.0	0.0	6.4	0.0	1.8	8.4	6.8	N/A
	07/26/11	54.5%	0.0%	N/A	39.2%	0.0%	2.9	2.7	8.0	0.0	0.0	0.0	0.0	0.0	10.5	4.5	N/A
	11/01/11	62.2%	0.0%	N/A	56.5%	0.0%	0.0	0.6	0.0	0.0	0.0	18.5	0.0	0.0	5.9	15	N/A
	01/24/12	54.2%	0.0%	N/A	70.5%	0.0%	0.0	0.1	0.0	0.0	0.0	19.3	0.0	0.0	2.4	19.1	N/A
	04/09/12	56.0%	0.0%	N/A	51.7%	0.0%	0.0	1.0	NM	NM	NM	NM	0.0	0.0	1.6	18.9	N/A
	07/09/12	60.0%	0.0%	N/A	47.8%	0.0%	1.5	0.9	NM	NM	NM	NM	0.0	0.0	3.2	17.7	N/A
VMP-22-18	02/11/11	52.0%	0.0%	30.2%	44.3%	0.0%	17430.0	326.0	2.0	1.0	54.0	0.9	31.5	OVR	12.0	0.0	N/A
	04/18/11	51.0%	0.0%	N/A	44.3%	0.0%	29430.0	258.0	3.0	6.0	24.0	0.0	21.7	OVR	10.7	0.3	N/A
	07/26/11	56.2%	0.0%	N/A	55.7%	0.0%	15800.0	205.8	27.0	3.0	24.0	0.0	11.5	OVR	10.5	0.8	N/A
	11/01/11	71.4%	0.0%	N/A	60.0%	0.0%		0.8	0.0	0.0	0.0	2.2	0.0	0.0	14.5	1.1	N/A
	01/24/12	58.0%	0.0%	N/A	77.1%	0.0%	0.0	0.2	0.0	0.0	0.0	14.1	0.0	0.0	10.6	8.8	N/A
	04/09/12	54.0%	0.0%	N/A	56.6%	0.1%	0.5	0.2	NM	NM	NM	NM	0.0	0.0	6.5	13.6	N/A
	07/09/12	62.5%	0.0%	N/A	68.1%	0.1%	2.3	1.5	NM	NM	NM	NM	0.0	0.0	4.2	16.8	N/A
VMP-22-38	02/11/11	NS	NS	NS	NS	NS	NS	NS	NS	NS	NS	NS	NS	NS	NS	NS	NS
	04/18/11	55.0%	0.0%	N/A	50.0%	0.0%	60850.0	290.0	0.0	9.0	OVR	0.0	OVR	OVR	10.8	0.3	N/A
	07/26/11	NS	NS	NS	NS	NS	NS	NS	NS	NS	NS	NS	NS	NS	NS	NS	NS
	11/01/11	NS	NS	NS	NS	NS	NS	NS	NS	NS	NS	NS	NS	NS	NS	NS	NS
	01/24/12	62.0%	0.0%	N/A	51.0%	0.0%	141.5	40.1	0.0	0.0	0.0	3.2	0.0	0.0	16.4	0.8	N/A
	04/09/12	69.7%	0.0%	N/A	58.0%	0.0%	2.0	1.0	NM	NM	NM	NM	0.0	0.0	12.1	6.5	N/A
	07/09/12	54.8%	0.0%	N/A	58.9%	0.0%	1.2	1.0	NM	NM	NM	NM	0.0	0.0	6.4	14.8	N/A

See last page of table for notes

TABLE 6
SOIL VAPOR SAMPLING - TEDLAR SAMPLING DATA

Reading Location		Shroud	Tedlar Bag 1		Shroud		Tedlar Bag 2										Tedlar Bag 3
Instrument		Dielectric		Landtec	Dielectric		FID	PID	Multi-gas				Landtec				Dielectric
Port ID	Date	Helium in Shroud Before	Helium Before	CH4 (%)	Helium in Shroud After	Helium After	FID (ppm)	PID (ppm)	CO (ppm)	H2S (ppm)	LEL (%)	O2 (%)	CH4 (%)	LEL (%)	CO2 (%)	O2 (%)	Direct Port Reading After
VMP-23-5	02/15/11	62.3%	0.0%	N/A	80.3%	0.7%	7.0	0.5	0.0	0.0	0.0	18.4	18.6	11.0	0.3	19.9	N/A
	04/21/11	60.0%	0.0%	N/A	52.3%	0.0%	0.0	0.7	23.0	0.0	0.0	14.7	0.0	2.0	5.5	15.1	N/A
	07/27/11	62.8%	0.0%	N/A	53.7%	0.0%	0.0	4.9	2.0	0.0	0.0	5.3	0.0	0.0	8.8	9.2	N/A
	11/02/11	61.4%	0.0%	N/A	55.6%	0.1%	0.0	1.1	0.0	0.0	0.0	17.5	0.0	0.0	3.1	16.6	N/A
	01/25/12	59.0%	0.0%	N/A	66.0%	0.1%	0.6	0.3	0.0	0.0	0.0	19.1	0.0	0.0	2.3	18.8	N/A
	04/09/12	70.0%	0.0%	N/A	59.3%	0.1%	3.5	0.7	NM	NM	NM	NM	0.0	0.0	0.9	19.8	N/A
	07/09/12	56.2%	0.0%	N/A	67.1%	0.2%	5.9	1.5	NM	NM	NM	NM	0.0	0.0	1.7	19.0	N/A
VMP-23-10	02/15/11	52.0%	0.0%	N/A	55.1%	0.0%	0.0	0.4	0.0	0.0	0.0	10.0	13.1	OVR	2.3	19.0	N/A
	04/21/11	52.3%	0.0%	N/A	58.2%	0.0%	0.0	1.2	16.0	0.0	0.0	11.8	0.2	6.0	6.5	12.1	N/A
	07/27/11	66.8%	0.0%	N/A	49.8%	0.0%	0.0	2.9	21.0	0.0	0.0	0.0	0.0	0.0	9.5	6.3	N/A
	11/02/11	71.0%	0.0%	N/A	59.8%	0.0%	0.0	1.2	0.0	0.0	0.0	11.6	0.0	0.0	7.3	10.1	N/A
	01/25/12	59.6%	0.0%	N/A	74.2%	0.0%	0.3	0.3	0.0	0.0	0.0	14.6	0.0	0.0	5.7	14.4	N/A
	04/09/12	59.7%	0.0%	N/A	53.7%	0.1%	2.2	0.7	NM	NM	NM	NM	0.0	0.0	1.0	19.5	N/A
	07/09/12	55.0%	0.0%	N/A	50.1%	0%	4.9	1.9	NM	NM	NM	NM	0.0	0.0	1.6	19.1	N/A
VMP-23-25	02/15/11	54.5%	0.0%	N/A	51.9%	0.0%	0.0	1.2	0.0	0.0	0.0	2.1	0.0	1.0	14.9	0.6	N/A
	04/21/11	58.2%	0.0%	N/A	53.6%	0.0%	0.0	0.6	13.0	0.0	0.0	2.2	0.2	0.0	13.7	2.4	N/A
	07/27/11	58.7%	0.0%	N/A	45.2%	0.0%	6.6	4.4	22.0	0.0	0.0	0.0	0.0	0.0	11.9	1.3	N/A
	11/02/11	59.3%	0.0%	N/A	53.6%	0.0%		0.6	0.0	0.0	0.0	8.2	0.0	0.0	12.6	2.6	N/A
	01/25/12	52.4%	0.0%	N/A	NS	0.0%	235000.0	0.3	1.0	0.0	0.0	5.9	0.0	0.0	11.8	6.0	N/A
	04/09/12	60.0%	0.0%	N/A	50.3%	0.1%	1.77	2.0	NM	NM	NM	NM	0.0	0.0	5.5	15.0	N/A
	07/10/12	55.0%	0.0%	N/A	50.0%	0.0%	3.2	1.5	N/A	N/A	N/A	N/A	0.0	0.0	4.8	16.0	N/A
VMP-23-40	02/15/11	NS	NS	NS	NS	NS	NS	NS	NS	NS	NS	NS	NS	NS	NS	NS	NS
	04/21/11	NS	NS	NS	NS	NS	NS	NS	NS	NS	NS	NS	NS	NS	NS	NS	NS
	07/27/11	NS	NS	NS	NS	NS	NS	NS	NS	NS	NS	NS	NS	NS	NS	NS	NS
	11/02/11	NS	NS	NS	NS	NS	NS	NS	NS	NS	NS	NS	NS	NS	NS	NS	NS
	01/25/12	NS	NS	NS	NS	NS	NS	NS	NS	NS	NS	NS	NS	NS	NS	NS	NS
	04/09/12 [13]	NS	NS	NS	NS	NS	NS	NS	NS	NS	NS	NS	NS	NS	NS	NS	NS
	7/10/2012[11]	53.1%	0.0%	N/A	51.8%	0.0%	4.1	0.6	N/A	N/A	N/A	N/A	0.0	0.0	6.0	12.4	N/A
	07/31/12 [13]	NS	NS	NS	NS	NS	NS	NS	NS	NS	NS	NS	NS	NS	NS	NS	NS
VMP-24-5	02/16/11	50.9%	0.0%	N/A	50.5%	0.0%	0.0	0.9	3.0	0.0	0.0	16.0	0.0	0.0	6.9	13.9	N/A
	04/08/11	53.5%	0.0%	N/A	53.1%	0.1%	41.7	0.7	0.0	0.0	0.0	15.0	0.0	0.0	4.9	15.9	N/A
	07/28/11	73.3%	0.0%	N/A	73.3%	0.0%	0.0	4.2	0.0	0.0	0.0	13.5	0.0	0.0	7.7	15.6	N/A
	11/02/11	75.6%	0.0%	N/A	52.4%	0.0%	0.0	1.0	0.0	0.0	0.0	14.2	0.0	0.0	8.7	12.8	N/A
	01/25/12	55.5%	0.0%	N/A	59.8%	0.0%	2.3	3.8	0.0	0.0	0.0	18.4	0.0	0.0	4.2	17.4	N/A
	04/09/12	69.9%	0.0%	N/A	59.8%	0.1%	2.8	1.5	NM	NM	NM	NM	0.0	0.0	5.2	17.5	N/A
	07/12/12	51.3%	0.0%	0.0%	55.2%	0.0%	4.3	1.5	NM	NM	NM	NM	0.0	0.0	5.4	16.6	N/A
VMP-24-10	02/17/11	51.0%	0.0%	N/A	59.5%	0.0%	0.0	0.3	0.0	0.0	0.0	20.9	0.0	0.0	0.0	19.9	N/A
	04/11/11	55.5%	0.0%	N/A	77.0%	0.0%	32.4	0.7	0.0	0.0	0.0	13.9	0.0	0.0	7.1	13.8	N/A
	07/28/11	63.1%	0.0%	N/A	50.7%	0.0%	0.0	5.2	0.0	0.0	0.0	8.6	0.0	0.0	0.1	22.6	N/A
	11/02/11	70.7%	0.0%	N/A	48.9%	0.0%	0.0	0.8	0.0	0.0	0.0	13.8	0.0	0.0	9.5	12.3	N/A
	01/25/12	54.3%	0.0%	N/A	53.2%	0.0%	1.44	1.2	0.0	0.0	0.0	15.7	0.0	0.0	8	13.8	N/A
	04/10/12	59.1%	0.0%	NS	63.8%	0.0%	0.0	0.5	NM	NM	NM	NM	0.0	0.00	6.4	15.9	N/A
	07/12/12	55.9%	0.0%	0.0%	51.2%	0.0%	3.6	1.6	NM	NM	NM	NM	0.0	0.0	6.4	15.0	N/A

See last page of table for notes

TABLE 6
SOIL VAPOR SAMPLING - TEDLAR SAMPLING DATA

Reading Location		Shroud	Tedlar Bag 1		Shroud		Tedlar Bag 2										Tedlar Bag 3
Instrument		Dielectric		Landtec	Dielectric		FID	PID	Multi-gas				Landtec				Dielectric
Port ID	Date	Helium in Shroud Before	Helium Before	CH4 (%)	Helium in Shroud After	Helium After	FID (ppm)	PID (ppm)	CO (ppm)	H2S (ppm)	LEL (%)	O2 (%)	CH4 (%)	LEL (%)	CO2 (%)	O2 (%)	Direct Port Reading After
VMP-24-22	02/17/11	52.5%	0.0%	N/A	50.5%	0.0%	0.0	0.9	4.0	0.0	0.0	11.9	0.0	2.0	10.3	10.6	N/A
	04/11/11	67.8%	0.0%	N/A	67.8%	0.0%	47.3	0.3	0.0	0.0	3.0	11.9	0.0	0.0	8.8	10.8	N/A
	07/28/11	52.0%	0.0%	N/A	42.6%	0.0%	0.0	4.3	0.0	0.0	0.0	8.4	0.0	0.0	9.7	12.4	N/A
	11/06/11	52.5%	0.0%	N/A	50.5%	0.0%		0.2	0.0	0.0	0.0	18.3	0.0	0.0	10.1	11.8	N/A
	01/25/12	57.8%	0.0%	N/A	72.4%	0.0%	25.3	3.0	0.0	0.0	0.0	18.7	0.0	0.0	8.9	13.2	N/A
	04/10/12	64.3%	0.0%	N/A	67.1%	0.0%	0.5	0.7	NM	NM	NM	NM	0.0	0.0	8.2	14.2	N/A
	07/12/12	52.4%	0.0%	0.0%	53.4%	0.0%	2.9	1.0	NM	NM	NM	NM	0.0	0.0	6.2	14.8	N/A
VMP-24-34	02/17/11	52.2%	0.0%	N/A	60.1%	0.0%	0.0	1.9	30.0	0.0	0.0	10.9	0.2	3.0	10.6	10.5	N/A
	04/11/11	70.9%	0.0%	N/A	74.4%	0.0%	40.5	0.1	0.0	0.0	2.0	11.1	0.0	0.0	9.2	11.0	N/A
	07/28/11	52.6%	0.0%	N/A	38.1%	0.0%	0.0	5.8	2.0	0.0	0.0	8.1	0.0	0.0	9.7	12.5	N/A
	11/06/11	66.1%	0.0%	N/A	60.2%	0.0%		0.2	0.0	0.0	0.0	15.0	0.0	0.0	8.6	12.9	N/A
	01/25/12	72.1%	0.0%	N/A	50.3%	0.0%	21.6	0.9	0.0	0.0	0.0	16.0	0.0	0.0	7.6	13.9	N/A
	04/10/12	60.3%	0.0%	N/A	62.3%	0.1%	2.0	0.9	NM	NM	NM	NM	0.0	0.0	5.6	16.6	N/A
	07/12/12	51.3%	0.0%	0%	59.4%	0.0%	3.4	1.4	NM	NM	NM	NM	0.0	0.0	5.7	16.5	N/A
VMP-25-5	03/15/11	55.9%	0.0%	N/A	53.4%	0.0%	159.0	88.2	0.0	0.0	0.0	2.0	0.0	0.0	5.0	1.8	N/A
	04/08/11	75.0%	0.0%	N/A	51.9%	0.0%	95.0	1.9	0.0	0.0	3.0	0.9	0.1	2.0	7.5	1.0	N/A
	08/09/11	66.0%	0.0%	0.0%	45.2%	0.0%	27900.0	2.4	4.0	0.0	0.0	16.8	0.0	0.0	16.0	2.8	N/A
	11/17/11	63.9%	0.0%	N/A			12.5	0.4	0.0	0.0	0.0	7.2	0.0	0.0	3.4	11.4	N/A
	01/31/12	54.0%	0.0%	N/A	53.0%	0.0%	0.0	0.3	0.0	0.0	0.0	11.2	0.0	0.0	2.5	11.0	N/A
	04/25/12	55.2%	0.0%	N/A	51.6%	0.0%	2.0	0.5	NM	NM	NM	NM	0.0	0.0	5.2	12.0	N/A
	07/26/12	60.7%	0.0%	0.0%	55.2%	0.1%	2.1	0.4	NM	NM	NM	NM	0.0	0.0	10.5	6.7	N/A
VMP-25-9.5	03/15/11	NS	NS	NS	NS	NS	NS	NS	NS	NS	NS	NS	NS	NS	NS	NS	NS
	04/08/11	NS	NS	NS	NS	NS	NS	NS	NS	NS	NS	NS	NS	NS	NS	NS	NS
	08/09/11	NS	NS	NS	NS	NS	NS	NS	NS	NS	NS	NS	NS	NS	NS	NS	NS
	11/17/11	NS	NS	NS	NS	NS	NS	NS	NS	NS	NS	NS	NS	NS	NS	NS	NS
	01/31/12	NS	NS	NS	NS	NS	NS	NS	NS	NS	NS	NS	NS	NS	NS	NS	NS
	4/25/2012 [13]	NS	NS	NS	NS	NS	NS	NS	NS	NS	NS	NS	NS	NS	NS	NS	NS
	7/26/12 [13]	NS	NS	NS	NS	NS	NS	NS	NS	NS	NS	NS	NS	NS	NS	NS	NS
VMP-25-21	03/15/11	59.6%	8.2%	OVR	38.3%	8.9%	OVR	268.3	182.0	39.0	OVR	0.2	OVR	OVR	15.3	0.6	8.6%
	04/08/11	72.4%	4.1%	OVR	54.3%	4.6%	632000.0	150.0	OVR	54.0	OVR	0.8	OVR	OVR	14.4	0.8	N/A
	08/09/11	58.3%	11.4%	OVR	56.9%	10.2%	OVR	175.9	605.0	68.0	OVR	0.0	OVR	OVR	14.9	1.0	N/A
	11/17/11	60.3%	3.6%	OVR	50.7%	4.6%	OVR	125.2	380.0	0.0	OVR	0.0	OVR	OVR	14.4	1.1	N/A
	01/31/12	62.0%	7.5%	OVR	52.7%	8.6%	OVR	140.2	210.0	103.0	OVR	0.9	OVR	OVR	14.2	0.7	N/A
	04/25/12	70.2%	9.3%	OVR	57.3%	10.3%	OVR	83.9	NM	NM	NM	NM	OVR	OVR	11.8	1.3	N/A
	07/26/12	71.0%	8.8%	OVR	66.0%	6.9%	OVR	59.6	NM	NM	NM	NM	OVR	OVR	11.7	1.6	N/A
VMP-25-31	03/15/11	NS	NS	NS	NS	NS	NS	NS	NS	NS	NS	NS	NS	NS	NS	NS	NS
	04/08/11	NS	NS	NS	NS	NS	NS	NS	NS	NS	NS	NS	NS	NS	NS	NS	NS
	08/09/11	NS	NS	NS	NS	NS	NS	NS	NS	NS	NS	NS	NS	NS	NS	NS	NS
	11/17/11	NS	NS	NS	NS	NS	NS	NS	NS	NS	NS	NS	NS	NS	NS	NS	NS
	01/31/12	NS	NS	NS	NS	NS	NS	NS	NS	NS	NS	NS	NS	NS	NS	NS	NS
	4/25/2012 [13]	NS	NS	NS	NS	NS	NS	NS	NS	NS	NS	NS	NS	NS	NS	NS	NS
	7/26/12 [13]	NS	NS	NS	NS	NS	NS	NS	NS	NS	NS	NS	NS	NS	NS	NS	NS

See last page of table for notes

TABLE 6
SOIL VAPOR SAMPLING - TEDLAR SAMPLING DATA

Reading Location		Shroud	Tedlar Bag 1		Shroud		Tedlar Bag 2										Tedlar Bag 3
Instrument		Dielectric		Landtec	Dielectric		FID	PID	Multi-gas				Landtec				Dielectric
Port ID	Date	Helium in Shroud Before	Helium Before	CH4 (%)	Helium in Shroud After	Helium After	FID (ppm)	PID (ppm)	CO (ppm)	H2S (ppm)	LEL (%)	O2 (%)	CH4 (%)	LEL (%)	CO2 (%)	O2 (%)	Direct Port Reading After
VMP-29-10	07/30/12	61.9%	0.0%	N/A	57.8%	0.0%	6.8	2.5	NM	NM	NM	NM	0.0	0.0	8.8	9.2	N/A
VMP-29-20	07/30/12	65.0%	0.0%	N/A	65.5%	0.1%	105.0	31.2	NM	NM	NM	NM	0.0	0.0	9.3	8.1	N/A
VMP-29-30	07/30/12	68.1%	0.0%	N/A	49.6%	0.0%	75.0	17.2	NM	NM	NM	NM	0.0	0.0	10.3	5.7	N/A
VMP-29-40	7/30/12 [13]	NS	NS	NS	NS	NS	NS	NS	NS	NS	NS	NS	NS	NS	NS	NS	NS
VMP-30-10	07/30/12	59.5%	0.0%	N/A	54.4%	0.6%	27.5	19.6	NM	NM	NM	NM	0.0	0.0	4.6	14.2	N/A
VMP-30-20	07/30/12	51.2%	0.0%	N/A	40.8%	0.0%	113.4	40.1	NM	NM	NM	NM	0.0	0.0	11.7	3.9	N/A
VMP-30-30	07/30/12	50.4%	0.0%	N/A	49.5%	0.0%	257.3	105.0	NM	NM	NM	NM	0.0	0.0	11.7	2.6	N/A
VMP-30-40	7/30/12 [13]	NS	NS	NS	NS	NS	NS	NS	NS	NS	NS	NS	NS	NS	NS	NS	NS
VMP-31-5	04/25/12	55.1%	0.0%	N/A	63.6%	0.2%	3.8	NS	NM	NM	NM	NM	0.0	0.0	0.9	18.3	N/A
	07/20/12	52.8%	0.0%	N/A	45.2%	0.0%	4.3	0.9	N/A	N/A	N/A	N/A	0.0	0.0	0.8	18.7	N/A
VMP-31-10	04/24/12	52.2%	0.0%	N/A	56.4%	0.4%	4.2	NS	NM	NM	NM	NM	0.0	0.0	0.9	18.2	N/A
	7/26/2012[9]	50.7%	0.0%	N/A	59.5%	0%	6.9	0.7	NM	NM	NM	NM	0.0	0.0	1.1	19.7	N/A
VMP-31-20	4/24/2012 [13]	NS	NS	NS	NS	NS	NS	NS	NS	NS	NS	NS	NS	NS	NS	NS	NS
	7/20/12 [13]	NS	NS	NS	NS	NS	NS	NS	NS	NS	NS	NS	NS	NS	NS	NS	NS
VMP-31-30	04/24/12	52.5%	0.0%	N/A	51.7%	0.0%	15000.0	NS	NM	NM	NM	NM	7.7	OVR	10.7	1.3	N/A
	07/20/12	57.4%	0.0%	N/A	40%	0.0%	851.0	20.2	N/A	N/A	N/A	N/A	0.2	6.0	9.6	6.4	N/A
VMP-32-5	04/16/12 [9]	54.2%	0.0%	0.0%	58.2%	49.5%	NS	NS	NM	NM	NM	NM	NS	NS	NS	NS	N/A
	04/25/12	54.9%	0.2%	N/A	52.5%	1.2%	0.0	0.8	NM	NM	NM	NM	0.0	0.0	0.1	20.8	N/A
	07/20/12	69.4%	0.0%	0.0%	48.1%	2.0%	4.1	1.3	NM	NM	NM	NM	0.0	0.0	1.2	19.4	N/A
VMP-32-10	04/16/12	60.8%	0.2%	0.0%	50.0%	0.3%	0.0	1.1	NM	NM	NM	NM	0.0	0.0	2.6	18.5	N/A
	07/20/12	58.6%	0.0%	0.0%	48.9%	1.2%	2.3	1.3	NM	NM	NM	NM	0.0	0.0	3.7	16.4	N/A
VMP-32-20	04/16/12	55.5%	0.0%	0.0%	60.8%	0.2%	117	21.29	NM	NM	NM	NM	0.0	0.0	3.7	16.1	N/A
	07/20/12	55.2%	0.0%	0.0%	52.2%	0.1%	2.8	1.6	NM	NM	NM	NM	0.0	0.0	4.5	15.0	N/A
VMP-32-30	04/16/12	53.8%	0.0%	0.0%	60.4%	0.0%	36660.0	529	NM	NM	NM	NM	OVR	OVR	10.5	1.0	N/A
	07/20/12	52.3%	0.0%	18.0%	63.1%	0.0%	6000.0	385.0	NM	NM	NM	NM	25.2	OVR	9.8	1.8	N/A
VMP-41-10	07/27/12	58.6%	0.0%	N/A	78.0%	0.1%	15.1	0.4	NM	NM	NM	NM	0.0	0.0	5.1	15.0	N/A
VMP-41-20	07/27/12	62.0%	0.0%	N/A	62.5%	0.0%	2.6	0.4	NM	NM	NM	NM	0.0	0.0	7.2	12.4	N/A
VMP-41-30	07/27/12	53.2%	0.0%	N/A	50.2%	0.0%	4.2	0.6	NM	NM	NM	NM	0.0	0.0	8.1	11.0	N/A
VMP-42-10	04/18/12	52.7%	0.0%	N/A	69.5%	0.1%	3.04	0.6	NM	NM	NM	NM	0.0	0.0	3.5	18.0	N/A
	07/19/12	51.5%	0.0%	N/A	72.0%	0.1%	1.2	0.7	NM	NM	NM	NM	0.0	0.0	1.6	19.4	N/A
VMP-42-20	04/18/12	51.5%	0.0%	N/A	66.8%	0.0%	837	39.5	NM	NM	NM	NM	0.0	0.0	10.8	5.8	N/A
	07/19/12	54.0%	0.0%	N/A	69.5%	0%	1.4	0.8	NM	NM	NM	NM	0.0	0.0	6.7	14.2	N/A
VMP-42-30	04/19/12	54.6%	0.0%	N/A	68.5%	0.0%	9330.0	160	NM	NM	NM	NM	11.5	OVR	12.3	0.2	N/A
	07/19/12	51.8%	0.0%	0.2%	64.7%	0.0%	550.0	29.4	NM	NM	NM	NM	0.3	6.0	9.2	5.4	N/A
VMP-43-10	04/16/12	53.5%	0.0%	0.0%	53.5%	4.2%	1.52	0.8	NM	NM	NM	NM	0.0	0.0	0.0	20.9	N/A
	07/19/12	67.2%	0.0%	0.0%	65.4%	2.5%	2.5	0.6	NM	NM	NM	NM	0.0	0.0	1.0	19.7	N/A
VMP-43-20	04/16/12	52.5%	0.0%	0.1%	86.0%	0.1%	338	33.48	NM	NM	NM	NM	0.0	1.0	4.3	15.1	N/A
	07/19/12	67.0%	0.0%	0.0%	50.7%	0.1%	37.8	7.7	NM	NM	NM	NM	0.0	0.0	2.7	17.9	N/A
VMP-43-30	4/23/2012[9]	61.2%	0.0%	N/A	82.2%	0.0%	36.3	26.0	NM	NM	NM	NM	0.0	0.0	4.3	16.1	N/A
	07/19/12	66.7%	0.0%	0%	52.0%	0.0%	10.3	1.6	NM	NM	NM	NM	0.0	0.0	2.4	18.0	N/A

See last page of table for notes

TABLE 6
SOIL VAPOR SAMPLING - TEDLAR SAMPLING DATA

Reading Location		Shroud	Tedlar Bag 1		Shroud	Tedlar Bag 2											Tedlar Bag 3
Instrument		Dielectric		Landtec	Dielectric		FID	PID	Multi-gas				Landtec				Dielectric
Port ID	Date	Helium in Shroud Before	Helium Before	CH4 (%)	Helium in Shroud After	Helium After	FID (ppm)	PID (ppm)	CO (ppm)	H2S (ppm)	LEL (%)	O2 (%)	CH4 (%)	LEL (%)	CO2 (%)	O2 (%)	Direct Port Reading After
VMP-44-10	04/19/12	51.5%	0.0%	N/A	61.3%	0.0%	15900.0	770.0	NM	NM	NM	NM	52.1	OVR	9.2	5.5	N/A
	07/20/12	51.0%	0.0%	N/A	50.2%	0.0%	9340.0	500.0	NM	NM	NM	NM	30.0	OVR	14.6	3.7	N/A
	8/10/2012[14]	51.6%	0.0%	N/A	62.0%	0.0%	9450.0	437.0	NM	NM	NM	NM	29.4	OVR	13.9	5.5	N/A
VMP-44-20	04/19/12	51.0%	0.0%	N/A	57.1%	0.0%	5420.0	432.0	NM	NM	NM	NM	8.6	OVR	11.5	1.3	N/A
	07/25/12	58.2%	0.0%	N/A	52.8%	0.3%	5200.0	420.0	N/A	N/A	N/A	N/A	9.5	OVR	16.1	2.2	N/A
VMP-44-30	04/19/12	63.0%	0.0%	N/A	55.8%	0.0%	1760.0	140.0	NM	NM	NM	NM	0.5	10.0	10.2	2.1	N/A
	07/25/12	58.6%	0.0%	N/A	52.9%	0.0%	127.0	18.3	N/A	N/A	N/A	N/A	1.0	1.0	9.0	9.5	N/A
VMP-45-10	04/19/12	61.9%	0.0%	0.0%	80.9%	0.5%	3.77	1.6	NM	NM	NM	NM	0.0	0.0	0.9	19.9	N/A
	07/19/12	65.0%	0.0%	N/A	69.7%	0.4%	0.7	0.6	NM	NM	NM	NM	0.0	0.0	0.7	19.6	N/A
VMP-45-20	04/19/12	60.2%	0.0%	0.0%	59.2%	0.0%	1300.0	206.0	NM	NM	NM	NM	0.5	11	5.9	13.2	N/A
	07/19/12	67.1%	0.0%	N/A	47.6%	0.0%	220.0	46.5	NM	NM	NM	NM	0.0	1.0	4.3	15.9	N/A
VMP-45-30	04/19/12	52.3%	0.0%	9.3%	51.3%	0.0%	9030.0	826.0	NM	NM	NM	NM	17.4	OVR	9.9	3.9	N/A
	07/19/12	51.5%	0.0%	N/A	51.8%	0.0%	610.0	210.0	NM	NM	NM	NM	0.4	8.0	7.6	8.4	N/A

Notes:

1. November 2009 Sampling and the June 2010 Supplemental utilized a MuitiRAE IR for CO2 readings. Any CO2 over 5% resulted in a "OVR" reading. No direct CH4 or secondary LEL and 02 readings were collected.
2. Flame ionization detection (FID) was not used during the November 2009 Sampling or the June 2010 Supplemental.
3. OVR is used to indicate a reading over range for the FID or MultiRAE.
4. The Landtec landfill gas analyzer displays "OVR" for any results calculated higher than 99.9% for an individual reading.
5. N/A is used to indicate that a reading was not collected because it was unnecessary (i.e., a direct port for helium if the helium leak check was successful).
6. NS is used to indicate that a reading was not collected because the port could not be sampled.
7. NM is used to indicate a reading that was not collected because the MultiGas meter was not used beginning 2Q12.
8. FID readings were taken with a TVA-1000. Due to oxygen concentrations less than 16% a dilution tip was used when analyzing samples. The dilution tip introduced ambient air in a 10:1 ration with the sample, which required the sample readings to be multiplied by 10 to get the actual reading. The FID readings in this spreadsheet illustrate the actual FID values that were represented in each sample.
9. VMP sample port successfully resampled after helium leak check failure.
10. VMP sample port unsuccessfully sampled after three attempts due to helium leak check failures.
11. VMP sample port resampled due to issues with the canister after analyzed by the laboratory.
12. VMP sample port resampled due to issues with the canister in the field.
13. VMP sample port not sampled because screen submerged below water table.
14. VMP sample port resampled to verify results from the laboratory.

The following EVS descriptions and assumptions apply to **Figures 9** through **12**:

Plan View Model Output – The data input for the plan view model was not limited by depth and was modeled in three dimensions (3D). The bottom surface of the resulting model was limited to the potentiometric groundwater surface elevation. The two dimensional (2D) appearance of the figures created from the 3D model was achieved by displaying an aerial view of horizontal slices through the model. The horizontal slices were taken parallel to the ground surface that was created from GPS survey data, rather than at single elevation plane. The result of this is a surface that accurately represents soil vapor concentrations at discreet depths measured from ground surface.

Inward Kriging / Boundary Cut-off – This method of Kriging limits the horizontal extent of data modeling to the extent of the data on the x/y plane in a convex hull. The model is bounded by the VMPs.

Vertical Cut-off – The bottom surface of this model is based on the 3Q12 groundwater gauging data collected in Roxana. The groundwater gauging data was used to model a 2D surface that represents the interface between the top surface of groundwater and the bottom surface of soil vapor.

Duplicate Samples – Analytical concentrations from duplicate samples collected at the same location and depth were averaged.

Detection Limits – In cases where the lab reported a non-detect, half the value of the lab detection limit was used in the model. This conservative method is based on the assumption that the soil is likely not free of benzene but the quantity contained is lower than detectable at the analyzed dilution. Data are posted where non-detect.

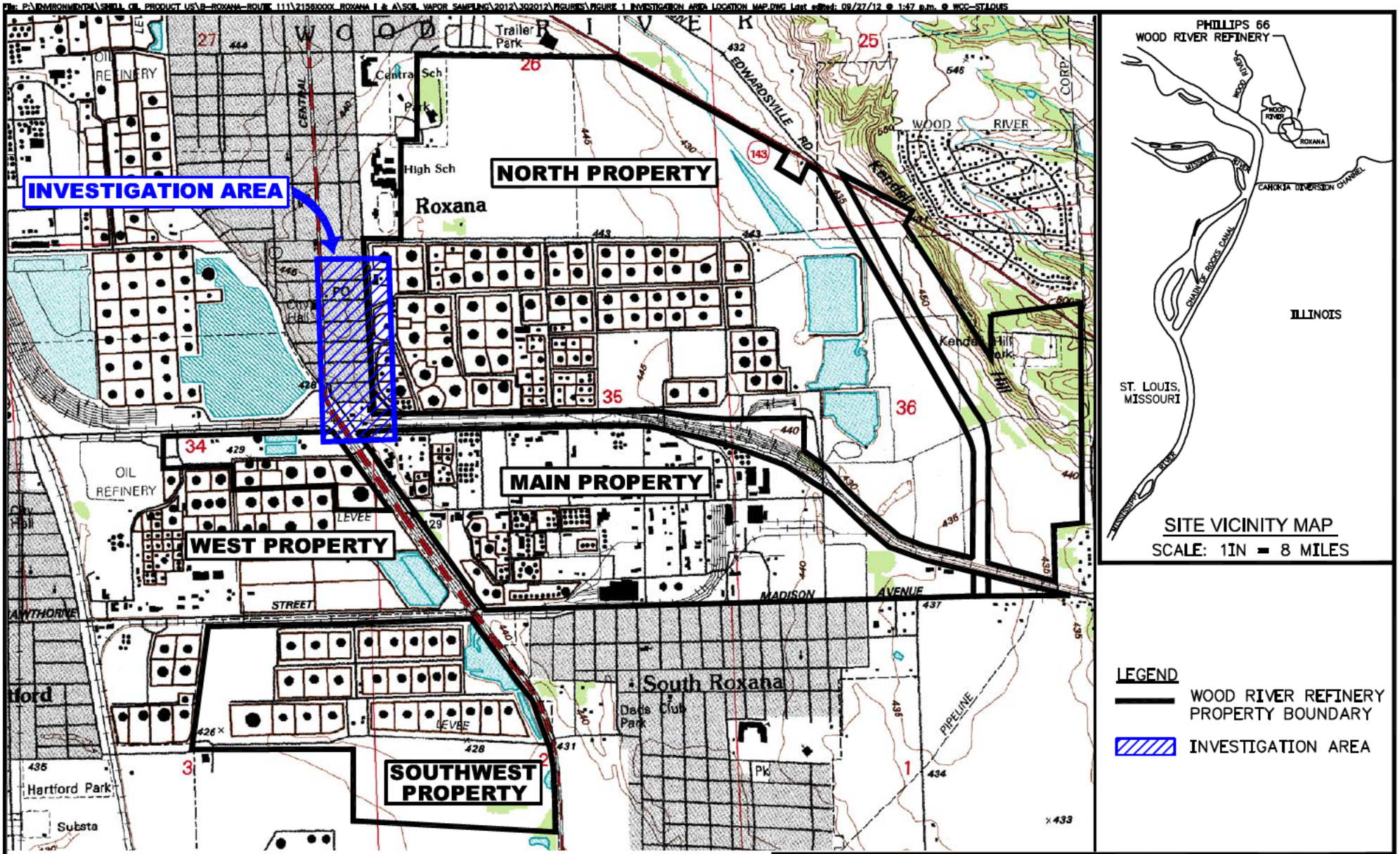

SOURCE:
MAP TAKEN FROM ELECTRONIC USGS DIGITAL RASTER GRAPHIC 7.5 MINUTE TOPOGRAPHIC MAP OF WOOD RIVER, ILL-MO REVISED 1994.

SHELL OIL PRODUCTS US
SOIL VAPOR MONITORING PROGRAM
ROXANA, ILLINOIS

PROJECT NO.
21562735

URS

DRN. BY: djd October 2012
DSGN. BY: djd
CHKD. BY: kh

Investigation Area Location Map

FIG. NO.
1

File: P:\ENVIRONMENTAL\SHELL OIL PRODUCTS US\B-ROXANA-ROUTE 111\2156XXXX_ROXANA I & A\SOIL VAPOR SAMPLING\2012\302012\FIGURES\FIGURE 2 VAPOR MONITORING SAMPLING POINT LOCATIONS.DWG Last edited: SEP. 27, 12 @ 1:48 p.m. by: david.deguire

LEGEND

- VAPOR MONITORING POINT LOCATIONS
- VAPOR MONITORING POINT LOCATION (NOT USED FOR QUARTERLY SAMPLING)

NOTES:
1. VMP-29, VMP-30, AND VMP-41 WERE ADDED TO QUARTERLY ROXANA SOIL VAPOR MONITORING PROGRAM IN 3Q12.
2. VMP-31, VMP-32, AND VMP-42 THROUGH VMP-45 WERE ADDED TO QUARTERLY ROXANA SOIL VAPOR MONITORING PROGRAM IN 2Q12.

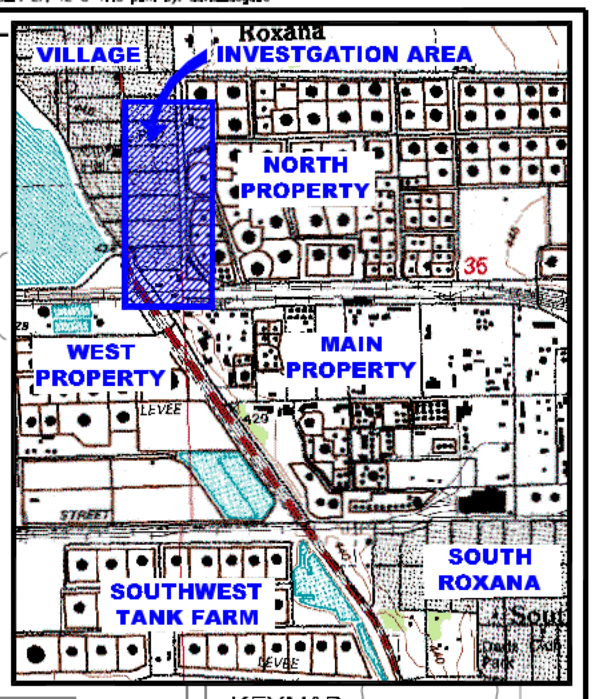

VILLAGE OF ROXANA

NORTH PROPERTY

TYDEMAN AVE
FIRST ST
SECOND ST
THIRD ST
FOURTH ST
FIFTH ST
SIXTH ST
SEVENTH ST
EIGHTH ST
S. CENTRAL AVE (HIGHWAY 111)
CHAFFER ST
RAND AVENUE
BP
WOOD RIVER REFINERY
PUBLIC WORKS YARD
1986 APPROXIMATE BENZENE RELEASE SITE

VMP-1, VMP-2, VMP-3, VMP-4, VMP-5, VMP-6, VMP-7, VMP-8, VMP-9, VMP-10, VMP-11, VMP-12, VMP-13, VMP-14, VMP-15, VMP-16, VMP-17, VMP-18, VMP-19, VMP-20, VMP-21, VMP-22, VMP-23, VMP-24, VMP-25, VMP-26, VMP-27, VMP-28, VMP-29, VMP-30, VMP-31, VMP-32, VMP-33, VMP-34, VMP-35, VMP-36, VMP-37, VMP-38, VMP-39, VMP-40, VMP-41, VMP-42, VMP-43, VMP-44, VMP-45, VMP-46

A-28, A-33, A-27

0 200
SCALE FEET

N

SHELL OIL PRODUCTS US SOIL VAPOR MONITORING PROGRAM ROXANA, ILLINOIS		PROJECT NO. 21562735
URS		
DRN. BY: djd October 2012 DSGN. BY: mpm CHKD. BY: kh	Vapor Monitoring Point Sampling Locations	FIG. NO. 2

NOTES:
1) CONTOUR LINES PRIMARILY GENERATED BY SURFER VERSION 8 MODELING OF GROUNDWATER ELEVATIONS. SOME INTERPRETATION WAS DONE UTILIZING PROFESSIONAL JUDGMENT AND CONTOUR LINES WERE MODIFIED BY HAND.

2) ELEVATIONS ARE RELATIVE TO 1988 USGS DATUM.

3) COMPREHENSIVE GROUNDWATER ELEVATIONS WERE MEASURED JULY 2–3, 5–6, AND 9, 2012.

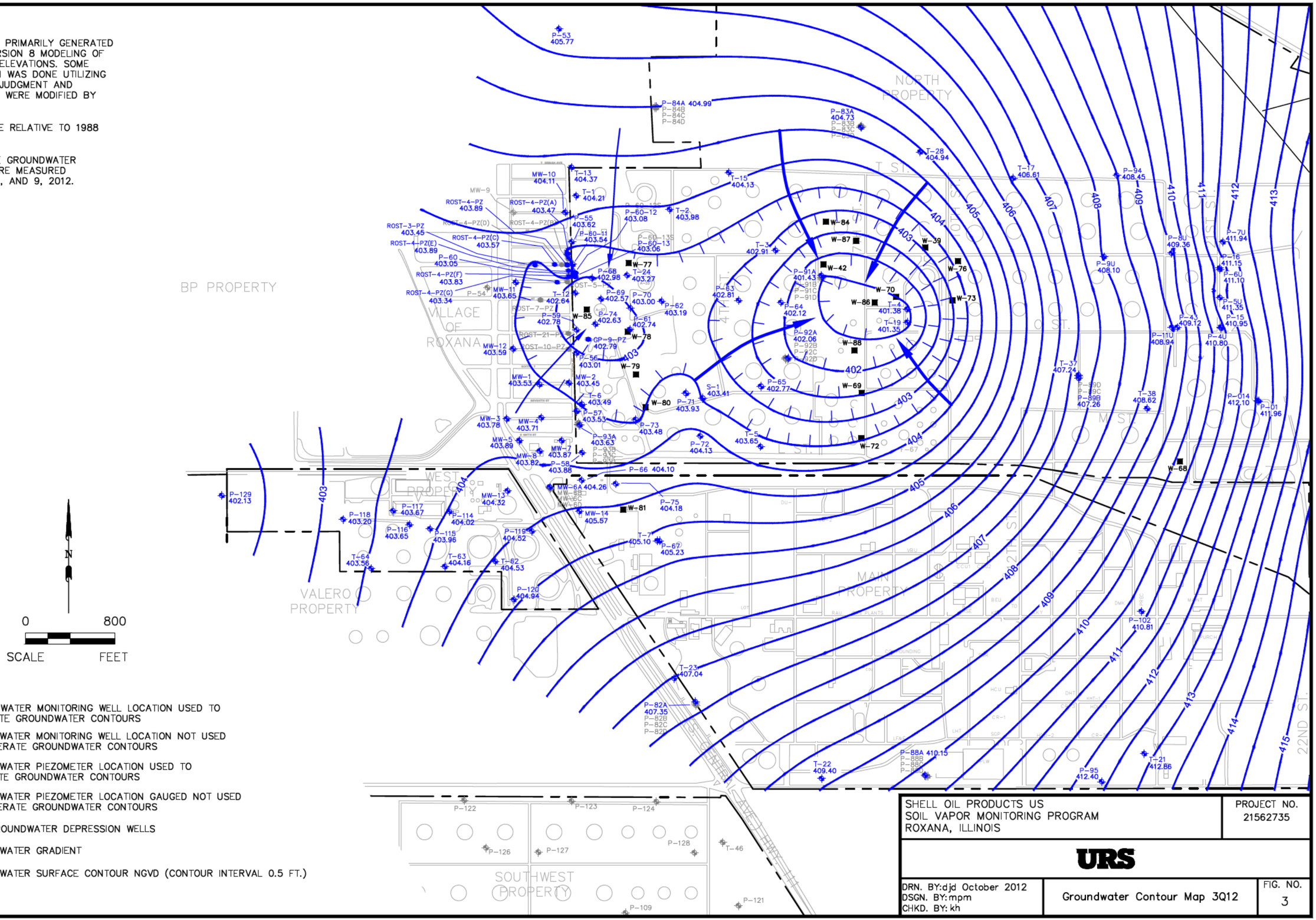

N

0 800

SCALE FEET

LEGEND

- GROUNDWATER MONITORING WELL LOCATION USED TO GENERATE GROUNDWATER CONTOURS
- GROUNDWATER MONITORING WELL LOCATION NOT USED TO GENERATE GROUNDWATER CONTOURS
- GROUNDWATER PIEZOMETER LOCATION USED TO GENERATE GROUNDWATER CONTOURS
- GROUNDWATER PIEZOMETER LOCATION GAUGED NOT USED TO GENERATE GROUNDWATER CONTOURS
- WRR GROUNDWATER DEPRESSION WELLS
- GROUNDWATER GRADIENT
- 407 — GROUNDWATER SURFACE CONTOUR NGVD (CONTOUR INTERVAL 0.5 FT.)

SHELL OIL PRODUCTS US
SOIL VAPOR MONITORING PROGRAM
ROXANA, ILLINOIS

PROJECT NO. 21562735

URS

DRN. BY:djd October 2012
DSGN. BY: mpm
CHKD. BY: kh

Groundwater Contour Map 3Q12

FIG. NO. 3

File: P:\ENVIRONMENTAL\SHELL OIL PRODUCT US\ROXANA, ROUTE 111\21562735 ROXANA II & ANNUAL WORK PLANS\2012\Q3 2012\ROXANA II & ANNUAL WORK PLANS\FIGURES\FIGURE 3 GROUNDWATER CONTOUR MAP 3Q12.dwg Last edited by djd at 10/4/2012 4:04 p.m. Plotted by djd

File: P:\ENVIRONMENTAL\SHELL OIL PRODUCT US\B-ROXANA-ROUTE 111\2156XXXX_ROXANA I & A\SOIL VAPOR SAMPLING\2012\3Q2012\FIGURES\FIGURE 4 VAPOR PORT SCREEN COMPARISON TO GW ELEVATIONS (3Q12).DWG Last edited: OCT. 02, 12 @ 2:08 p.m. by: curt_smith

NOTES:

1) COMPREHENSIVE GROUNDWATER ELEVATIONS WERE MEASURED JULY 2–3, 5–6, AND 9, 2012.

2) CONTOUR LINES PRIMARILY GENERATED BY SURFER VERSION 8 MODELING OF GROUNDWATER ELEVATIONS. SOME INTERPRETATION WAS DONE UTILIZING PROFESSIONAL JUDGMENT AND CONTOUR LINES WERE MODIFIED BY HAND.

3) ELEVATIONS ARE RELATIVE TO 1988 USGS DATUM.

---

* INDICATES THAT THE LNAPL AND/OR WATER LEVEL IS ABOVE THE TOP OF THE GROUNDWATER MONITORING WELL SCREEN OR THE DEEPEST VAPOR MONITORING POINT SCREEN.

LEGEND

- GROUNDWATER MONITORING WELL LOCATION USED TO GENERATE GROUNDWATER CONTOURS
- VAPOR MONITORING POINT LOCATION (ELEVATION OF TOP OF THE DEEPEST VAPOR MONITORING POINT SCREEN)
- GROUNDWATER PIEZOMETER LOCATION USED TO GENERATE GROUNDWATER CONTOURS
- WRR GROUNDWATER DEPRESSION WELLS
- GROUNDWATER MONITORING WELL LOCATION NOT USED TO GENERATE GROUNDWATER CONTOURS
- GROUNDWATER PIEZOMETER LOCATION GAUGED NOT USED TO GENERATE GROUNDWATER CONTOURS
- VAPOR MONITORING POINT LOCATION (NOT USED FOR QUARTERLY SAMPLING)
- GROUNDWATER CONTOUR

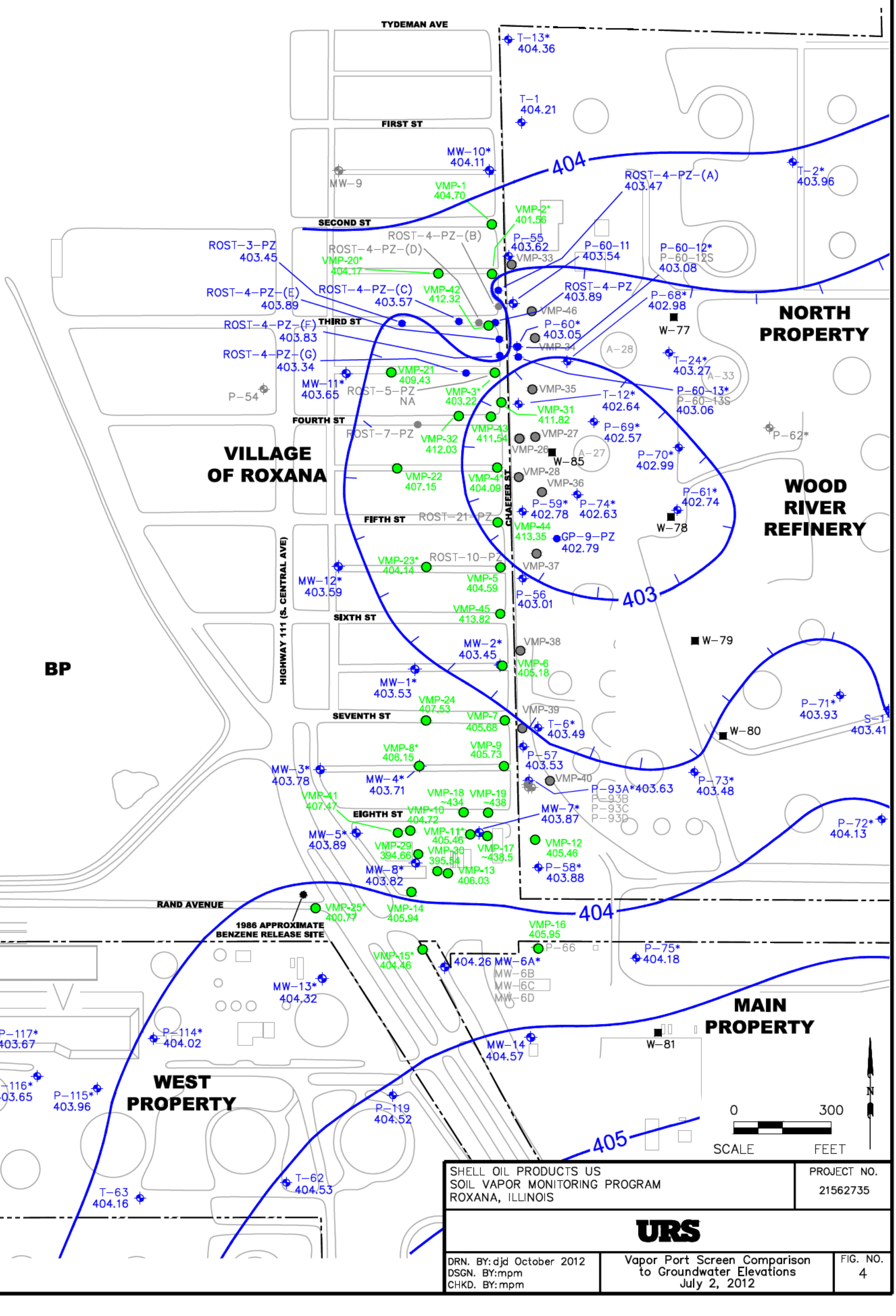

SHELL OIL PRODUCTS US SOIL VAPOR MONITORING PROGRAM ROXANA, ILLINOIS	PROJECT NO. 21562735
URS	
DRN. BY: djd October 2012 DSGN. BY: mpm CHKD. BY: mpm	Vapor Port Screen Comparison to Groundwater Elevations July 2, 2012
	FIG. NO. 4

File: P:\ENVIRONMENTAL\SHELL OIL PRODUCT US\B-ROXANA-ROUTE 111\2156XXXX_ROXANA I & A\SOIL VAPOR SAMPLING\2012\3Q2012\FIGURES\FIGURE 5 SUMMARY OF BENZENE SOIL VAPOR ANALYTICAL RESULTS (VILLAGE).DWG Last edited: SEP. 27, 12 @ 2:17 p.m. by: davidL.deguire

LEGEND

- VAPOR MONITORING POINT LOCATION
- VAPOR MONITORING POINT LOCATION (NOT USED FOR QUARTERLY SAMPLING)
- BENZENE CONCENTRATION > SCREENING CRITERION (0.37 mg/m³), FOR RESIDENTIAL.

NOTES:

1. Not Sampled[1] = VMP SCREEN SUBMERGED BELOW WATER TABLE. NO SAMPLE COLLECTED.
2. Resample[2] = VERIFY BENZENE RESULTS FROM LABORATORY.
3. Not Sampled[3] = FAILED HELIUM LEAK TEST.
4. J = RESULT IS ESTIMATED < = NOT DETECTED AT INDICATED REPORTING LIMIT.
5. MULTIPLE RESULTS (e.g., 440/410) INDICATE DUPLICATE SAMPLES.
6. VMP-31, VMP-32, AND VMP-42 THROUGH VMP-45 WERE ADDED TO THE QUARTERLY ROXANA SOIL VAPOR MONITORING PROGRAM IN 2Q12.

TYDEMAN AVE
FIRST ST
SECOND ST
THIRD ST
FOURTH ST
FIFTH ST
SIXTH ST
SEVENTH ST
EIGHTH ST
HIGHWAY 111 (S. CENTRAL AVE)
CHAFFER ST
VILLAGE OF ROXANA
NORTH PROPERTY
WOOD RIVER REFINERY
PUBLIC WORKS YARD
BP
RAND AVENUE
1986 APPROXIMATE BENZENE RELEASE SITE

VMP-1 VMP-2 VMP-3 VMP-4 VMP-5 VMP-6 VMP-7 VMP-8 VMP-9 VMP-10 VMP-11 VMP-12 VMP-13 VMP-14 VMP-15 VMP-16 VMP-17 VMP-18 VMP-19 VMP-20 VMP-21 VMP-22 VMP-23 VMP-24 VMP-25 VMP-26 VMP-27 VMP-28 VMP-29 VMP-30 VMP-31 VMP-32 VMP-33 VMP-34 VMP-35 VMP-36 VMP-37 VMP-38 VMP-39 VMP-41 VMP-42 VMP-43 VMP-44 VMP-45

Location	Depth	Benzene (mg/m³) 4Q11	1Q12	2Q12	3Q12
VMP-20	5 ft	0.015	0.19	0.0043	0.048
	10 ft	0.0018 J	0.045	0.0043	0.0033
	25 ft	0.004	0.0042	0.004 / 0.0041	0.001 J
	39.5 ft	Not Sampled[1]	Not Sampled[1]	Not Sampled[1]	Not Sampled[1]

Location	Depth	Benzene (mg/m³) 4Q11	1Q12	2Q12	3Q12
VMP-1	5 ft	< 11	0.28 J	0.014	0.084
	8.5 ft	< 26	< 5.6	0.0083 / 0.0072	0.058
	23.5 ft	< 9.7	< 19	< 1.5	< 19
	38.5 ft	Not Sampled[1]	Not Sampled[1]	Not Sampled[3]	0.042

Location	Depth	Benzene (mg/m³) 4Q11	1Q12	2Q12	3Q12
VMP-2	5 ft	0.0025 J	0.23 J	0.18	0.067
	8.5 ft	< 0.036	0.53 J / 0.79 J	0.012 / 0.013	0.087 / 0.084
	22 ft	0.24 J	0.74 J	0.079	0.19
	42 ft	Not Sampled[1]	Not Sampled[1]	Not Sampled[1]	Not Sampled[1]

Location	Depth	Benzene (mg/m³) 4Q11	1Q12	2Q12	3Q12
VMP-42	10 ft			0.026 J / 0.02 J	0.038
	20 ft			0.4 J	0.038
	30 ft			3.1	0.077 J

Location	Depth	Benzene (mg/m³) 4Q11	1Q12	2Q12	3Q12
VMP-3	5 ft	0.00065 J/0.0006 J	0.63 J	0.086	0.13
	10 ft	0.0011 J	0.091	0.027	0.0049
	22 ft	0.003	0.12	0.028	0.0093
	31.5 ft	5.9 J	27 J	< 76 / < 73	< 18
	39 ft	Not Sampled[1]	Not Sampled[1]	Not Sampled[1]	Not Sampled[1]

Location	Depth	Benzene (mg/m³) 4Q11	1Q12	2Q12	3Q12
VMP-31	5 ft			0.29	0.043
	10 ft			0.54	0.0026 J
	20 ft			Not Sampled[1]	Not Sampled[1]
	30 ft			9.9 / 12	< 0.3

Location	Depth	Benzene (mg/m³) 4Q11	1Q12	2Q12	3Q12
VMP-43	10 ft			0.56	0.044
	20 ft			0.091	0.077
	30 ft			0.84	0.063

Location	Depth	Benzene (mg/m³) 4Q11	1Q12	2Q12	3Q12
VMP-4	5 ft	0.0018 J	0.23	0.31	0.28
	12 ft	0.46 J	3.4	0.068	0.02
	23.5 ft	89	570 / 420	44	56
	39 ft	Not Sampled[1]	Not Sampled[1]	67	50

Location	Depth	Benzene (mg/m³) 4Q11	1Q12	2Q12	3Q12
VMP-44	10 ft			< 1.5	4.2 J / 3.3 J[2]
	20 ft			4.1	3 J
	30 ft			32	14 / 14

Location	Depth	Benzene (mg/m³) 4Q11	1Q12	2Q12	3Q12
VMP-5	5 ft	0.03	9.1	0.017	0.0028 J
	12.5 ft	0.0064	2.4	0.033	0.0018 J
	31 ft	12 J	10	0.08	0.0044
	40 ft	Not Sampled[1]	6.8 J	0.15	< 0.032

Location	Depth	Benzene (mg/m³) 4Q11	1Q12	2Q12	3Q12
VMP-45	10 ft			0.052	0.005
	20 ft			0.63	0.018 J
	30 ft			< 0.12	< 0.03

Location	Depth	Benzene (mg/m³) 4Q11	1Q12	2Q12	3Q12
VMP-6	5 ft	0.015	0.096	0.01	0.0097
	10 ft	0.012	0.51 J	0.007	0.0081
	31.5 ft	8.8	8.1 J	< 0.36	0.016
	39 ft	Not Sampled[1]	8.3 J	1.7	0.02 / 0.016

Location	Depth	Benzene (mg/m³) 4Q11	1Q12	2Q12	3Q12
VMP-7	5 ft	0.005 / 0.0048	0.0055	0.0089	0.12
	13.5 ft	0.0037	0.048 J / 0.088 J	0.022 / 0.019	0.0087
	29.5 ft	16	15 J	0.0078	0.031 / 0.032
	38 ft	Not Sampled[1]	15 J	0.48 / 0.54	Not Sampled[3]

Location	Depth	Benzene (mg/m³) 4Q11	1Q12	2Q12	3Q12
VMP-9	5 ft	0.0021 J	0.011	0.0075	0.067
	11.5 ft	0.013	0.0024 J	0.0074	0.017
	25.5 ft	0.19 J / 0.19 J	0.24 J	0.0038	0.062 / 0.061
	38.5 ft	Not Sampled[1]	1.1 J	0.01	0.21

Location	Depth	Benzene (mg/m³) 4Q11	1Q12	2Q12	3Q12
VMP-19	5 ft	0.0066	0.001 J	0.028	0.082

Location	Depth	Benzene (mg/m³) 4Q11	1Q12	2Q12	3Q12
VMP-21	5 ft	0.011	J	0.58	0.003 J
	10 ft	0.0023 J	0.017	0.041	0.0018 J
	25 ft	0.5 J	0.027 J	0.048	0.00098 J
	33 ft	0.14 J	0.13 J	0.41	0.0011 J

Location	Depth	Benzene (mg/m³) 4Q11	1Q12	2Q12	3Q12
VMP-32	5 ft			0.047	0.091
	10 ft			0.0032	0.044
	20 ft			0.034 J	0.0085
	30 ft			35	16

Location	Depth	Benzene (mg/m³) 4Q11	1Q12	2Q12	3Q12
VMP-22	5 ft	0.012	0.11	0.0085	0.0012 J
	10 ft	0.006	0.02	0.0068	< 0.0035 / < 0.0034
	18 ft	0.009	0.012 J	0.0062	0.029
	38 ft	Not Sampled[1]	0.04	0.012	0.074

Location	Depth	Benzene (mg/m³) 4Q11	1Q12	2Q12	3Q12
VMP-23	5 ft	0.016	0.023	0.0089	0.0024 J
	10 ft	0.021	0.068	0.002 J / 0.0041	0.0014 J
	25 ft	0.002 J	0.058	0.022	0.0027 J
	40 ft	Not Sampled[1]	Not Sampled[1]	Not Sampled[1]	Not Sampled[1]

Location	Depth	Benzene (mg/m³) 4Q11	1Q12	2Q12	3Q12
VMP-24	5 ft	0.018 / 0.018	0.0013 J	0.024	0.043
	10 ft	0.002 J	0.00061 J	< 0.0029 J U	0.0078
	22 ft	0.01	0.00079 J	0.0037	0.033
	34 ft	0.0095	0.00051 J	0.037	0.1

Location	Depth	Benzene (mg/m³) 4Q11	1Q12	2Q12	3Q12
VMP-8	5 ft	0.0072	0.023	0.0025	0.064
	8.5 ft	0.0053	0.0026 J	0.0046	< 0.003 / < 0.0028
	23.5 ft	0.0031	0.0068	0.0056	0.0028 J
	35.5 ft	Not Sampled[1]	Not Sampled[1]	Not Sampled[1]	Not Sampled[1]

Location	Depth	Benzene (mg/m³) 4Q11	1Q12	2Q12	3Q12
VMP-18	8.5 ft	0.096	0.00097 J	0.039	0.12

0 200 SCALE FEET N

SHELL OIL PRODUCTS US SOIL VAPOR MONITORING PROGRAM ROXANA, ILLINOIS		PROJECT NO. 21562735
URS		
DRN. BY: djd October 2012 DSGN. BY: mpm CHKD. BY: kh	Summary of Benzene Soil Vapor Analytical Results – Village of Roxana	FIG. NO. 5

LEGEND

- VAPOR MONITORING POINT LOCATION
- VAPOR MONITORING POINT LOCATION (NOT USED FOR QUARTERLY SAMPLING)
- BENZENE CONCENTRATION > SCREENING CRITERION (2.8 mg/m³), FOR INDUSTRIAL/COMMERCIAL.

NOTES:

1. Not Sampled[1] = VMP SCREEN SUBMERGED BELOW WATER TABLE. NO SAMPLE COLLECTED.
2. Not Sampled[3] = FAILED HELIUM LEAK TEST.
3. J = RESULT IS ESTIMATED
   < = NOT DETECTED AT INDICATED REPORTING LIMIT.
4. MULTIPLE RESULTS (e.g., 440/410) INDICATE DUPLICATE SAMPLES.
5. VMP-29, VMP-30, AND VMP-41 WERE ADDED TO THE QUARTERLY ROXANA SOIL VAPOR MONITORING PROGRAM IN 3Q12.

VMP-34 A-28 VMP-3 VMP-21 VMP-35 VMP-31 FOURTH ST VMP-32 VMP-43 VMP-27 VMP-26 A-27 VMP-4 VMP-22 VMP-28 VILLAGE VMP-36 FIFTH ST VMP-44 VMP-37 VMP-5 HIGHWAY 111 (S. CENTRAL AVE) CHAFFER ST NORTH PROPERTY VMP-45 SIXTH ST VILLAGE OF ROXANA VMP-38 WOOD RIVER REFINERY VMP-6 BP SEVENTH ST VMP-8 VMP-40 VMP-18 VMP-19 EIGHTH ST VMP-11 VMP-17 VMP-41 VMP-10 VMP-12 PUBLIC WORKS YARD VMP-29 VMP-30 VMP-13 1986 APPROXIMATE BENZENE RELEASE SITE VMP-14 RAND AVENUE VMP-25 VMP-15 VMP-16 MAIN PROPERTY WEST PROPERTY

Location	Depth	Benzene (mg/m³) 4Q11	1Q12	2Q12	3Q12
VMP-10	5 ft	0.0033	0.018	0.0078	0.0025 J
	10 ft	0.0063 / 0.0067	0.0042 J / 0.048 J	0.0096	0.01
	20 ft	0.0042	0.066	0.011	0.0084
	30 ft	Not Sampled[1]	Data not accepted[2]	0.0039	0.013

Location	Depth	Benzene (mg/m³) 4Q11	1Q12	2Q12	3Q12
VMP-11	5 ft	0.016	0.0017 J	0.061	0.006
	8 ft	0.7	0.0016 J	0.11	0.0017 J
	29 ft	0.009	0.0016 J	0.14	0.018
	38 ft	Not Sampled[1]	Not Sampled[1]	370 / 380	170

Location	Depth	Benzene (mg/m³) 4Q11	1Q12	2Q12	3Q12
VMP-41	10 ft				0.16
	20 ft				0.039 / 0.044
	30 ft				0.34

Location	Depth	Benzene (mg/m³) 4Q11	1Q12	2Q12	3Q12
VMP-17	5 ft	0.0018 J	0.0022 J	0.021	0.11

Location	Depth	Benzene (mg/m³) 4Q11	1Q12	2Q12	3Q12
VMP-29	10 ft				< 0.034
	20 ft				0.066 J / 0.047 J
	30 ft				0.057
	40 ft				Not Sampled[1]

Location	Depth	Benzene (mg/m³) 4Q11	1Q12	2Q12	3Q12
VMP-30	10 ft				0.016 J
	20 ft				2.1
	30 ft				7.2
	40 ft				Not Sampled[1]

Location	Depth	Benzene (mg/m³) 4Q11	1Q12	2Q12	3Q12
VMP-25	5 ft	0.011	4.8	0.066	0.21
	9.5 ft	Not Sampled[1]	Not Sampled[1]	Not Sampled[1]	Not Sampled[1]
	21 ft	25 J / 18 J	59 / 62	37	48
	31 ft	Not Sampled[1]	Not Sampled[1]	Not Sampled[1]	Not Sampled[1]

Location	Depth	Benzene (mg/m³) 4Q11	1Q12	2Q12	3Q12
VMP-13	5 ft	0.011	8.2 J	0.0027 J	0.0039 / 0.004
	10.5 ft	0.013	2.6 J / 3.9 J	0.0088	0.0078
	21.5 ft	420 / 410	370 J	0.098	0.009
	29.5 ft	Not Sampled[1]	8,600	2,300	2,600

Location	Depth	Benzene (mg/m³) 4Q11	1Q12	2Q12	3Q12
VMP-14	5 ft	3.1	Not Sampled[1]	0.026	0.43
	11.5 ft	2.2	3.8 J	0.0068 / 0.0068	< 1
	20 ft	16,000	17,000	13,000	13,000
	29 ft	Not Sampled[1]	26,000	22,000	21,000

Location	Depth	Benzene (mg/m³) 4Q11	1Q12	2Q12	3Q12
VMP-15	5 ft	2.1	< 0.027	0.063	0.005
	21.5 ft	0.18 J	0.16 J	0.91	0.25 J
	25.5 ft	3.4	Not Sampled[3]	Not Sampled[3]	0.024 J
	29 ft	Not Sampled[1]	Not Sampled[1]	Not Sampled[1]	0.17 J

0 200 SCALE FEET

N

SHELL OIL PRODUCTS US
SOIL VAPOR MONITORING PROGRAM
ROXANA, ILLINOIS

PROJECT NO. 21562735

URS

DRN. BY: djd October 2012
DSGN. BY: mpm
CHKD. BY: kh

Summary of Benzene Soil Vapor Analytical Results– Roxana Public Works Yard

FIG. NO. 6

FILE: P:\ENVIRONMENTAL\SHELL OIL PRODUCT US\B-ROXANA-ROUTE 111\21562XXX-ROXANA I & A\SOIL VAPOR SAMPLING\2012\302012\FIGURES\FIGURE 6 SUMMARY OF BENZENE SOIL VAPOR ANALYTICAL RESULTS (PUBLIC WORKS YARD).DWG Last edited: SEP. 27, 12 @ 2:18 p.m. by: david_depaire

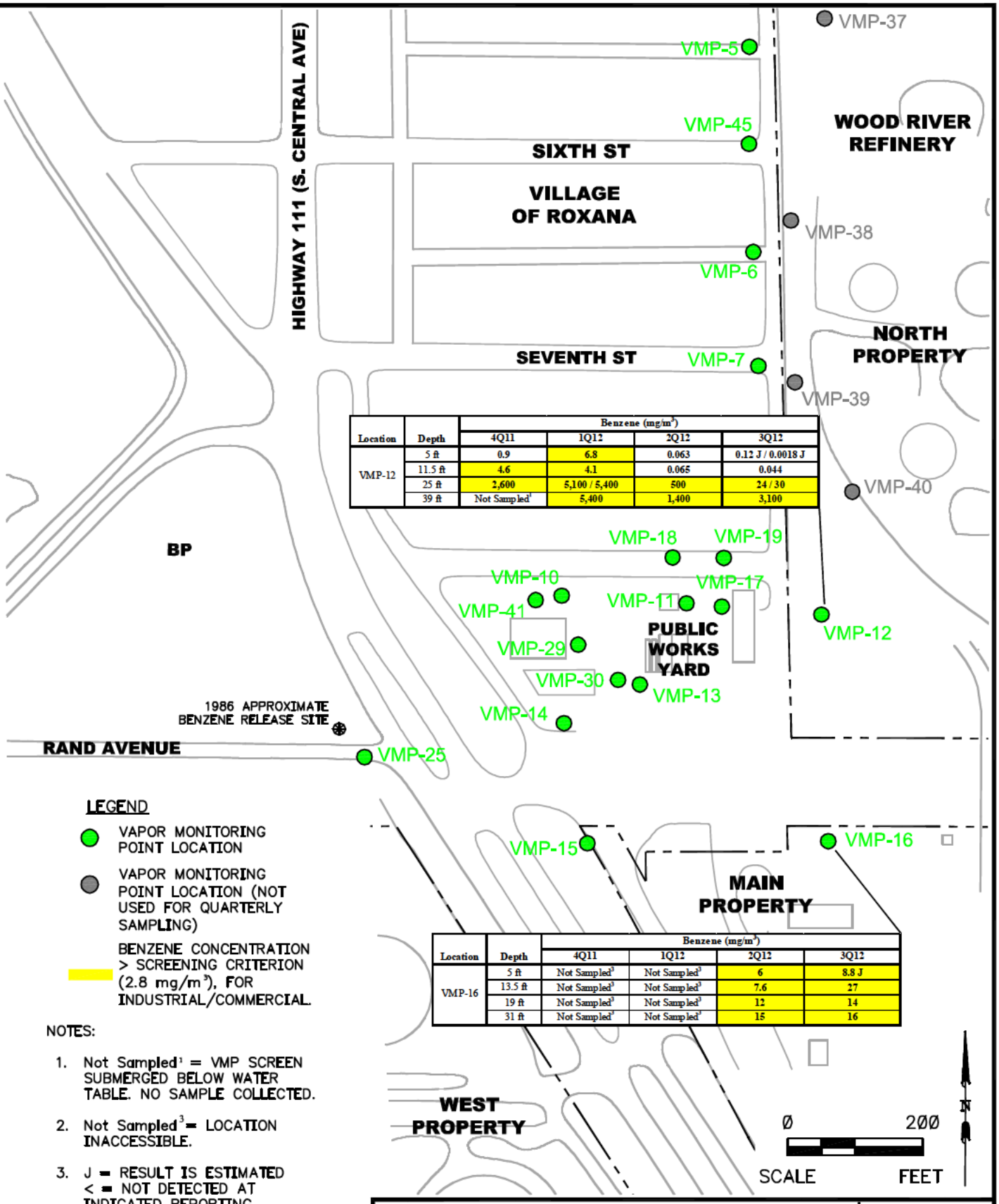

Location	Depth	Benzene (mg/m³) 4Q11	1Q12	2Q12	3Q12
VMP-12	5 ft	0.9	6.8	0.063	0.12 J / 0.0018 J
	11.5 ft	4.6	4.1	0.065	0.044
	25 ft	2,600	5,100 / 5,400	500	24 / 30
	39 ft	Not Sampled[1]	5,400	1,400	3,100

Location	Depth	Benzene (mg/m³) 4Q11	1Q12	2Q12	3Q12
VMP-16	5 ft	Not Sampled[3]	Not Sampled[3]	6	8.8 J
	13.5 ft	Not Sampled[3]	Not Sampled[3]	7.6	27
	19 ft	Not Sampled[3]	Not Sampled[3]	12	14
	31 ft	Not Sampled[3]	Not Sampled[3]	15	16

LEGEND

- VAPOR MONITORING POINT LOCATION
- VAPOR MONITORING POINT LOCATION (NOT USED FOR QUARTERLY SAMPLING)
- BENZENE CONCENTRATION > SCREENING CRITERION (2.8 mg/m³), FOR INDUSTRIAL/COMMERCIAL.

NOTES:

1. Not Sampled[1] = VMP SCREEN SUBMERGED BELOW WATER TABLE. NO SAMPLE COLLECTED.
2. Not Sampled[3] = LOCATION INACCESSIBLE.
3. J = RESULT IS ESTIMATED
   < = NOT DETECTED AT INDICATED REPORTING LIMIT.
4. MULTIPLE RESULTS (e.g., 440/410) INDICATE DUPLICATE SAMPLES.

SHELL OIL PRODUCTS US
SOIL VAPOR MONITORING PROGRAM
ROXANA, ILLINOIS

PROJECT NO. 21562735

URS

DRN. BY: djd October 2012
DSGN. BY: mpm
CHKD. BY: kh

Summary of Benzene Soil Vapor Analytical Results – WRR

FIG. NO. 7

File: P:\ENVIRONMENTAL\SHELL OIL PRODUCT US\B-ROXANA--ROUTE 111\21562XXX_ROXANA I & A\SOIL VAPOR SAMPLING\2012\302012\FIGURES\FIGURE 7 SUMMARY OF BENZENE SOIL VAPOR ANALYTICAL RESULTS (WRR).DWG Last edited: SEP. 27, 12 @ 2:21 p.m. by: dadd_depaire

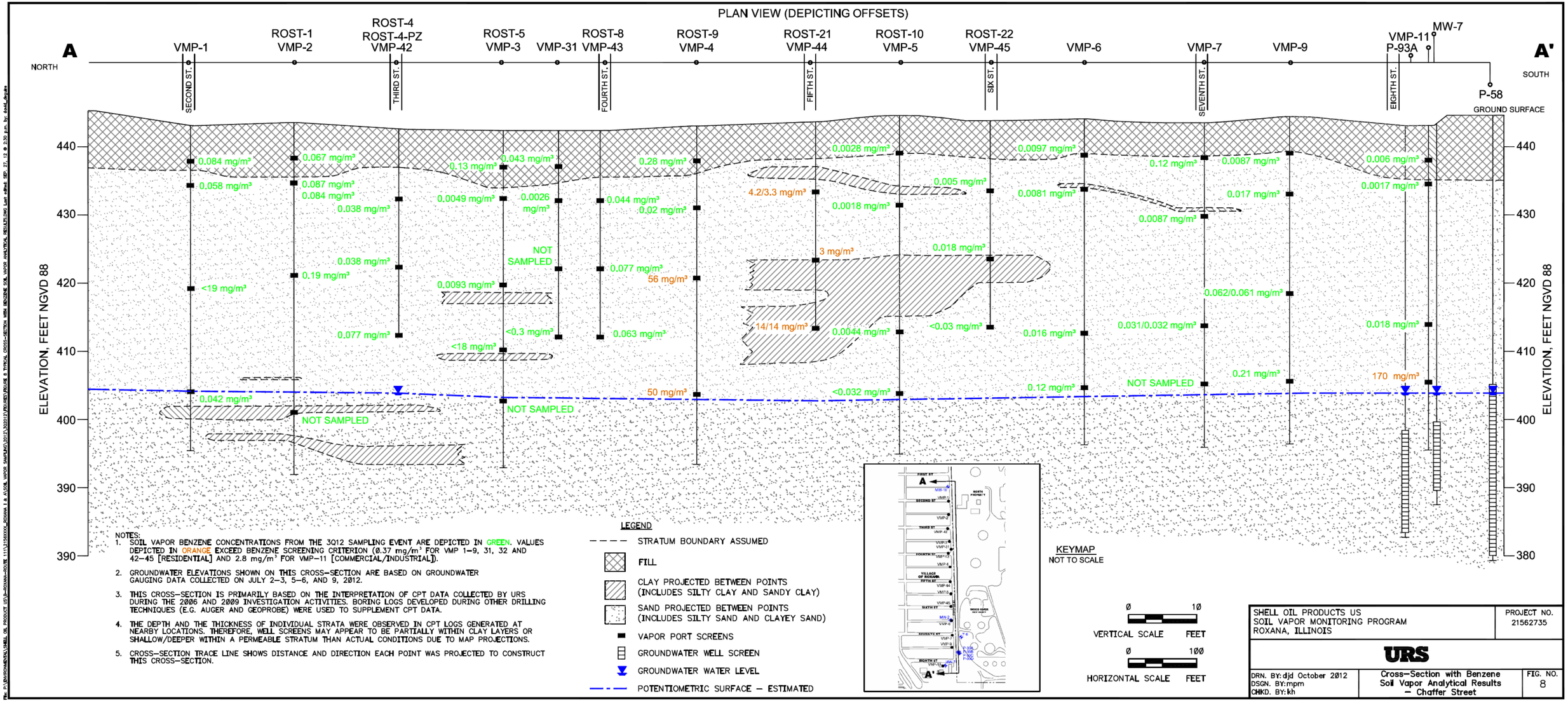

NOTES:

1. SOIL VAPOR BENZENE CONCENTRATIONS FROM THE 3Q12 SAMPLING EVENT ARE DEPICTED IN GREEN. VALUES DEPICTED IN ORANGE EXCEED BENZENE SCREENING CRITERION (0.37 mg/m³ FOR VMP 1–9, 31, 32 AND 42–45 [RESIDENTIAL] AND 2.8 mg/m³ FOR VMP–11 [COMMERCIAL/INDUSTRIAL]).
2. GROUNDWATER ELEVATIONS SHOWN ON THIS CROSS–SECTION ARE BASED ON GROUNDWATER GAUGING DATA COLLECTED ON JULY 2–3, 5–6, AND 9, 2012.
3. THIS CROSS–SECTION IS PRIMARILY BASED ON THE INTERPRETATION OF CPT DATA COLLECTED BY URS DURING THE 2006 AND 2009 INVESTIGATION ACTIVITIES. BORING LOGS DEVELOPED DURING OTHER DRILLING TECHNIQUES (E.G. AUGER AND GEOPROBE) WERE USED TO SUPPLEMENT CPT DATA.
4. THE DEPTH AND THE THICKNESS OF INDIVIDUAL STRATA WERE OBSERVED IN CPT LOGS GENERATED AT NEARBY LOCATIONS. THEREFORE, WELL SCREENS MAY APPEAR TO BE PARTIALLY WITHIN CLAY LAYERS OR SHALLOW/DEEPER WITHIN A PERMEABLE STRATUM THAN ACTUAL CONDITIONS DUE TO MAP PROJECTIONS.
5. CROSS–SECTION TRACE LINE SHOWS DISTANCE AND DIRECTION EACH POINT WAS PROJECTED TO CONSTRUCT THIS CROSS–SECTION.

LEGEND

- STRATUM BOUNDARY ASSUMED
- FILL
- CLAY PROJECTED BETWEEN POINTS (INCLUDES SILTY CLAY AND SANDY CLAY)
- SAND PROJECTED BETWEEN POINTS (INCLUDES SILTY SAND AND CLAYEY SAND)
- VAPOR PORT SCREENS
- GROUNDWATER WELL SCREEN
- GROUNDWATER WATER LEVEL
- POTENTIOMETRIC SURFACE – ESTIMATED

KEYMAP
NOT TO SCALE

VERTICAL SCALE 0 10 FEET

HORIZONTAL SCALE 0 100 FEET

SHELL OIL PRODUCTS US SOIL VAPOR MONITORING PROGRAM ROXANA, ILLINOIS		PROJECT NO. 21562735
URS		
DRN. BY: djd October 2012 DSGN. BY: mpm CHKD. BY: kh	Cross–Section with Benzene Soil Vapor Analytical Results – Chaffer Street	FIG. NO. 8

File: P:\ENVIRONMENTAL\SHELL OIL PRODUCT US\B-ROXANA-ROUTE 111\21562XXXX_ROXANA I & A\SOIL VAPOR SAMPLING\2012\3Q2012\FIGURES\FIGURE 9 SUMMARY OF SOIL VAPOR BENZENE-5FT BGS.DWG Last edited: OCT. 05, 12 @ 09:18 a.m. by: david_duguire

LEGEND

- VAPOR MONITORING POINT
- VAPOR MONITORING POINT LOCATIONS (NOT USED FOR QUARTERLY SAMPLING)
- EXTENT OF EVS MODEL DATA SET
- MODELED SOIL VAPOR CONCENTRATION BENZENE (mg/m^3)

NOTE:

1. IMAGES GENERATED UTILIZING CTECH ENVIRONMENTAL VISUALIZATION SYSTEM MODELING SOFTWARE. CONCENTRATIONS BETWEEN KNOWN DATA POINTS (E.G. VMP WELLS) ARE INTERPOLATIONS AND EXTRAPOLATIONS OF THE MEASURED DATA.
2. THE LOWEST CONCENTRATION CONTOUR REPRESENTS THE SCREENING CRITERIA FOR RESIDENTIAL PROPERTIES (Ø.37 mg/m^3).
3. DATA SHOWN REPRESENT A HORIZONTAL SLICE OF A 3D MODEL.
4. SOME INTERPRETATION WAS COMPLETED UTILIZING PROFESSIONAL JUDGMENT AND CONTOUR LINES WERE MODIFIED BY HAND (e.g., DASH LINES).
5. ANALYTICAL REPORTING LIMITS AND SAMPLE DEPTHS ARE SHOWN FOR SAMPLES WITH NON-DETECT RESULTS (e.g. <2.3 mg/m^3 at 8.5 FT).
6. NON-DETECT VALUES ARE MODELED AT 1/2 THE REPORTING LIMIT.

SECOND ST
THIRD ST
FOURTH ST
FIFTH ST
SIXTH ST
SEVENTH ST
EIGHTH ST
HIGHWAY 111 (S. CENTRAL AVE)
CHAFFER ST
RAND AVENUE
VILLAGE OF ROXANA
PUBLIC WORKS YARD
1986 APPROXIMATE BENZENE RELEASE SITE
BP
NORTH PROPERTY
WOOD RIVER REFINERY
MAIN PROPERTY
WEST PROPERTY
A-28
A-27

VMP-1, VMP-2, VMP-3, VMP-4, VMP-5, VMP-6, VMP-7, VMP-8, VMP-9, VMP-10, VMP-11, VMP-12, VMP-13, VMP-14, VMP-15, VMP-16, VMP-17, VMP-18, VMP-19, VMP-20, VMP-21, VMP-22, VMP-23, VMP-24, VMP-25, VMP-26, VMP-27, VMP-28, VMP-29, VMP-30, VMP-31, VMP-32, VMP-33, VMP-34, VMP-35, VMP-36, VMP-37, VMP-38, VMP-39, VMP-40, VMP-41, VMP-42, VMP-43, VMP-44, VMP-45, VMP-46

0.37
0.37
1.0
0.37

Ø 200
SCALE FEET

SHELL OIL PRODUCTS US SOIL VAPOR MONITORING PROGRAM ROXANA, ILLINOIS		PROJECT NO. 21562735
URS		
DRN. BY: djd October 2012 DSGN. BY: nm CHKD. BY: kh	Benzene Soil Vapor Distribution– 5 ft bgs	FIG. NO. 9

File: P:\ENVIRONMENTAL\SHELL OIL PRODUCT US\B-ROXANA-ROUTE 111\21561XXXX_ROXANA I & A\SOIL VAPOR SAMPLING\2012\3Q2012\FIGURES\FIGURE 10 SUMMARY OF SOIL VAPOR BENZENE 10FT BGS.DWG Last edited: SEP. 27, 12 @ 2:43 p.m. by: david_deguire

LEGEND

- VAPOR MONITORING POINT
- VAPOR MONITORING POINT LOCATIONS (NOT USED FOR QUARTERLY SAMPLING)
- EXTENT OF EVS MODEL DATA SET
- MODELED SOIL VAPOR CONCENTRATION BENZENE (mg/m^3)

NOTE:

1. IMAGES GENERATED UTILIZING CTECH ENVIRONMENTAL VISUALIZATION SYSTEM MODELING SOFTWARE. CONCENTRATIONS BETWEEN KNOWN DATA POINTS (E.G. VMP WELLS) ARE INTERPOLATIONS AND EXTRAPOLATIONS OF THE MEASURED DATA.
2. THE LOWEST CONCENTRATION CONTOUR REPRESENTS THE SCREENING CRITERIA FOR RESIDENTIAL PROPERTIES (0.37 mg/m^3).
3. DATA SHOWN REPRESENT A HORIZONTAL SLICE OF A 3D MODEL.
4. SOME INTERPRETATION WAS DONE UTILIZING PROFESSIONAL JUDGMENT AND CONTOUR LINES WERE MODIFIED BY HAND.
5. ANALYTICAL REPORTING LIMITS AND SAMPLE DEPTHS ARE SHOWN FOR SAMPLES WITH NON-DETECT RESULTS (e.g. <2.3 mg/m^3 at 8.5 FT).
6. NON-DETECT VALUES ARE MODELED AT 1/2 THE REPORTING LIMIT.

SECOND ST
THIRD ST
FOURTH ST
FIFTH ST
SIXTH ST
SEVENTH ST
EIGHTH ST
HIGHWAY 111 (S. CENTRAL AVE)
CHAFFER ST
RAND AVENUE
VILLAGE OF ROXANA
PUBLIC WORKS YARD
NORTH PROPERTY
WOOD RIVER REFINERY
MAIN PROPERTY
WEST PROPERTY
BP
A-28
A-27
1986 APPROXIMATE BENZENE RELEASE SITE

VMP-1, VMP-2, VMP-20, VMP-42, VMP-21, VMP-3, VMP-31, VMP-32, VMP-43, VMP-22, VMP-4, VMP-44, VMP-23, VMP-5, VMP-45, VMP-6, VMP-24, VMP-7, VMP-8, VMP-9, VMP-18, VMP-19, VMP-10, VMP-41, VMP-11, VMP-17, VMP-29, VMP-30, VMP-13, VMP-14, VMP-25, VMP-15, VMP-16, VMP-12, VMP-33, VMP-46, VMP-34, VMP-35, VMP-27, VMP-26, VMP-28, VMP-36, VMP-37, VMP-38, VMP-39, VMP-40

0.37
1.0
10.0

0 200 FEET SCALE

SHELL OIL PRODUCTS US SOIL VAPOR MONITORING PROGRAM ROXANA, ILLINOIS	PROJECT NO. 21562735
URS	
DRN. BY:djd October 2012 DSGN. BY:nm CHKD. BY:kh	Benzene Soil Vapor Distribution–10 ft bgs FIG. NO. 10

File: P:\ENVIRONMENTAL\SHELL OIL PRODUCT US\B-ROXANA-ROUTE 111\21562XXXX_ROXANA I & A\SOIL VAPOR SAMPLING\2012\3Q2012\FIGURES\FIGURE 11 SUMMARY OF SOIL VAPOR BENZENE 25FT BGS.DWG Last edited: SEP. 27, 12 @ 2:44 p.m. by: david_deguire

LEGEND

- VAPOR MONITORING POINT
- VAPOR MONITORING POINT LOCATIONS (NOT USED FOR QUARTERLY SAMPLING)
- EXTENT OF EVS MODEL DATA SET
- MODELED SOIL VAPOR CONCENTRATION BENZENE (mg/m^3)

NOTE:
1. IMAGES GENERATED UTILIZING CTECH ENVIRONMENTAL VISUALIZATION SYSTEM MODELING SOFTWARE. CONCENTRATIONS BETWEEN KNOWN DATA POINTS (E.G. VMP WELLS) ARE INTERPOLATIONS AND EXTRAPOLATIONS OF THE MEASURED DATA.
2. THE LOWEST CONCENTRATION CONTOUR REPRESENTS THE SCREENING CRITERIA FOR RESIDENTIAL PROPERTIES (0.37 mg/m^3).
3. DATA SHOWN REPRESENT A HORIZONTAL SLICE OF A 3D MODEL.
4. SOME INTERPRETATION WAS DONE UTILIZING PROFESSIONAL JUDGMENT AND CONTOUR LINES WERE MODIFIED BY HAND.
5. ANALYTICAL REPORTING LIMITS AND SAMPLE DEPTHS ARE SHOWN FOR SAMPLES WITH NON-DETECT RESULTS (e.g. <2.3 mg/m^3 at 8.5 FT).
6. NON-DETECT VALUES ARE MODELED AT 1/2 THE REPORTING LIMIT.

SECOND ST
THIRD ST
FOURTH ST
FIFTH ST
SIXTH ST
SEVENTH ST
EIGHTH ST
VILLAGE OF ROXANA
HIGHWAY 111 (S. CENTRAL AVE)
CHAFFER ST
RAND AVENUE
PUBLIC WORKS YARD
BP
NORTH PROPERTY
WOOD RIVER REFINERY
MAIN PROPERTY
WEST PROPERTY
A-28
A-27
1986 APPROXIMATE BENZENE RELEASE SITE

VMP-1, VMP-2, VMP-20, VMP-21, VMP-22, VMP-23, VMP-24, VMP-25, VMP-3, VMP-31, VMP-32, VMP-43, VMP-4, VMP-44, VMP-5, VMP-45, VMP-6, VMP-42, VMP-7, VMP-8, VMP-9, VMP-18, VMP-19, VMP-41, VMP-10, VMP-11, VMP-29, VMP-17, VMP-30, VMP-13, VMP-14, VMP-15, VMP-16, VMP-12, VMP-33, VMP-46, VMP-34, VMP-35, VMP-27, VMP-26, VMP-28, VMP-36, VMP-37, VMP-38, VMP-39, VMP-40

1.0, 0.37, 10.0, 10,000.0, 1,000.0, 100.0

0 200
SCALE FEET

SHELL OIL PRODUCTS US SOIL VAPOR MONITORING PROGRAM ROXANA, ILLINOIS		PROJECT NO. 21562735
URS		
DRN. BY: djd October 2012 DSGN. BY: nm CHKD. BY: kh	Benzene Soil Vapor Distribution– 25 ft bgs	FIG. NO. 11

File: P:\ENVIRONMENTAL\SHELL OIL PRODUCT US\B-ROXANA-ROUTE 111\2156XXXX_ROXANA I & A\SOIL VAPOR SAMPLING\2012\3Q2012\FIGURES\FIGURE 12 DISSOLVED PHASE BENZENE CONCENTRATIONS IN GROUNDWATER.DWG Last edited: OCT. 09, 12 @ 09:10 a.m. by: david_deguire

LEGEND

- GROUNDWATER MONITORING WELL SAMPLING LOCATION
- GROUNDWATER MONITORING WELL LOCATION NOT SAMPLED
- GROUNDWATER PIEZOMETER SAMPLING LOCATION
- GROUNDWATER PIEZOMETER LOCATION NOT SAMPLED
- EXTENT OF EVS MODEL DATA SET
- 50.0 GROUNDWATER CONCENTRATION BENZENE (mg/L)

NOTES:

1. IMAGES GENERATED UTILIZING CTECH ENVIRONMENTAL VISUALIZATION SYSTEM MODELING SOFTWARE. CONCENTRATIONS BETWEEN KNOWN DATA POINTS (E.G. GROUNDWATER MONITORING WELLS) ARE INTERPOLATIONS AND EXTRAPOLATIONS OF THE MEASURED DATA. SOME INTERPRETATION WAS COMPLETED UTILIZING PROFESSIONAL JUDGEMENT AND CONTOUR LINES WERE MODIFIED BY HAND.
2. ALL RESULTS SHOWN IN mg/L.
3. ANALYTICAL REPORTING LIMITS ARE SHOWN FOR SAMPLES WITH NON-DETECT RESULTS (e.g., <0.197 mg/L).
4. NON-DETECT VALUES ARE MODELED AT HALF THE REPORTING LIMIT.
5. ROST-3-PZ AND ROST-PZ-4 (C) WERE ADDED TO THE INTERIM GROUNDWATER MONITORING PROGRAM IN 2Q12.
6. MULTIPLE RESULTS (e.g. 1070/1040) INDICATE DUPLICATE SAMPLES.
7. GROUNDWATER MONITORING WELL P-55 WAS FOUND TO BE COMPROMISED DURING 3Q12 AND WAS NOT SAMPLED.

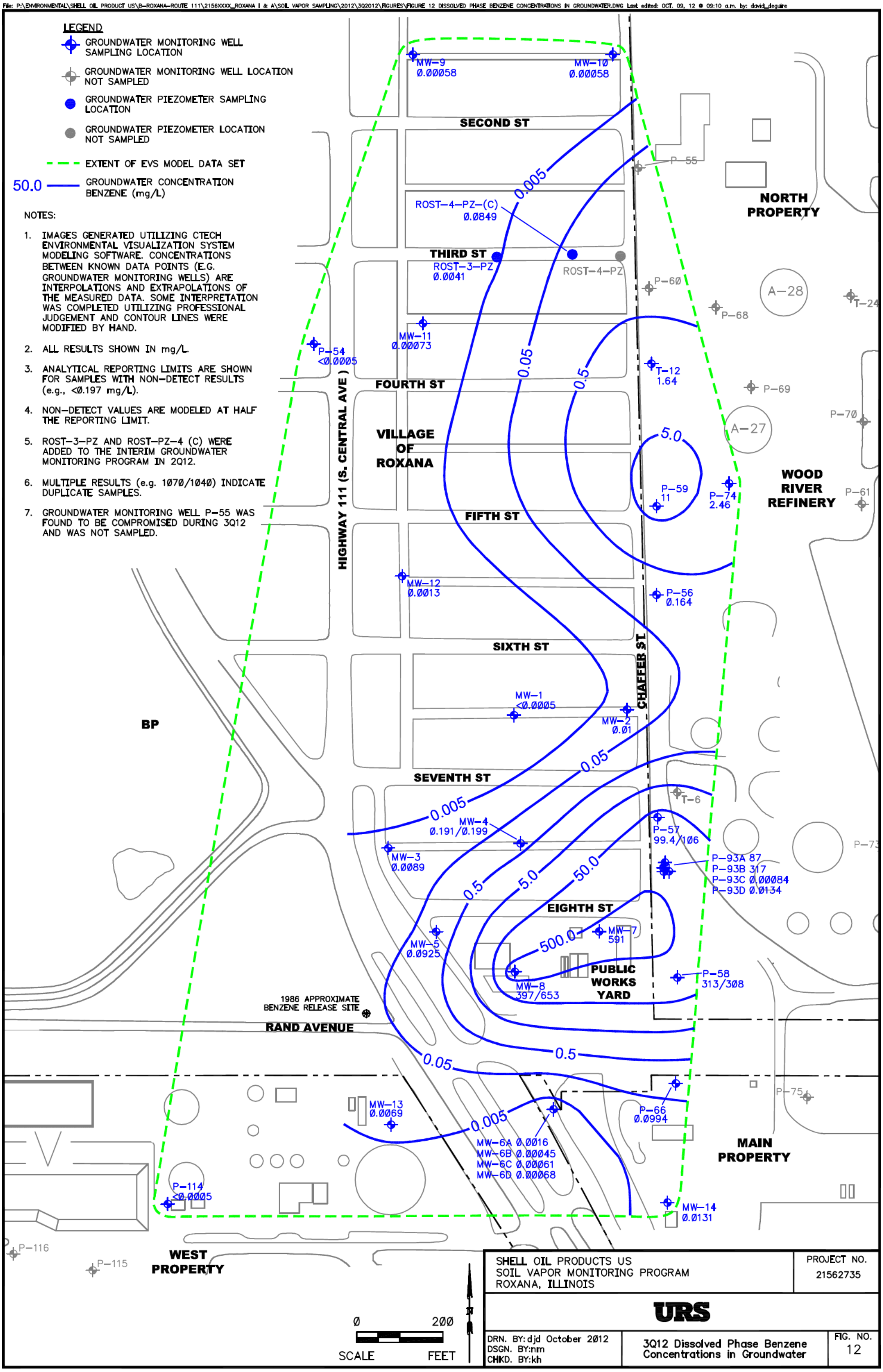

SHELL OIL PRODUCTS US
SOIL VAPOR MONITORING PROGRAM
ROXANA, ILLINOIS

PROJECT NO. 21562735

URS

DRN. BY: djd October 2012
DSGN. BY: nm
CHKD. BY: kh

3Q12 Dissolved Phase Benzene Concentrations in Groundwater

FIG. NO. 12

File: P:\ENVIRONMENTAL\SHELL OIL PRODUCT US\B-ROXANA-ROUTE 111\2156XXXX_ROXANA I & A\SOIL VAPOR SAMPLING\2012\3Q2012\FIGURES\FIGURE 13 THICKNESS OF LNAPL (3Q12).DWG Last edited: SEP. 27, 12 @ 2:47 p.m. by: david_deguire

LEGEND

- GROUNDWATER MONITORING WELL LOCATION GAUGED, LNAPL THICKNESS IN FEET
- GROUNDWATER MONITORING WELL LOCATION (NO LNAPL OBSERVED UNLESS OTHERWISE NOTED)
- GROUNDWATER PIEZOMETER SAMPLING LOCATION
- GROUNDWATER PIEZOMETER SAMPLING LOCATION NOT SAMPLED
- LNAPL THICKNESS CONTOUR (FEET)
- * INDICATES THAT THE LNAPL AND/OR WATER LEVEL IS ABOVE THE TOP OF WELL SCREEN

NOTE:
1. THIS MAP DEPICTS THE EXTENT AND THICKNESS OF LNAPL BENEATH THE WEST FENCE LINE AREA. REFER TO TABLE 1 FOR GROUNDWATER GAUGING INFORMATION.
2. LNAPL THICKNESS WAS MEASURED DURING THE COMPREHENSIVE GROUNDWATER MONITORING GAUGING EVENT ON JULY 2-3, 5-6, AND 9, 2012.

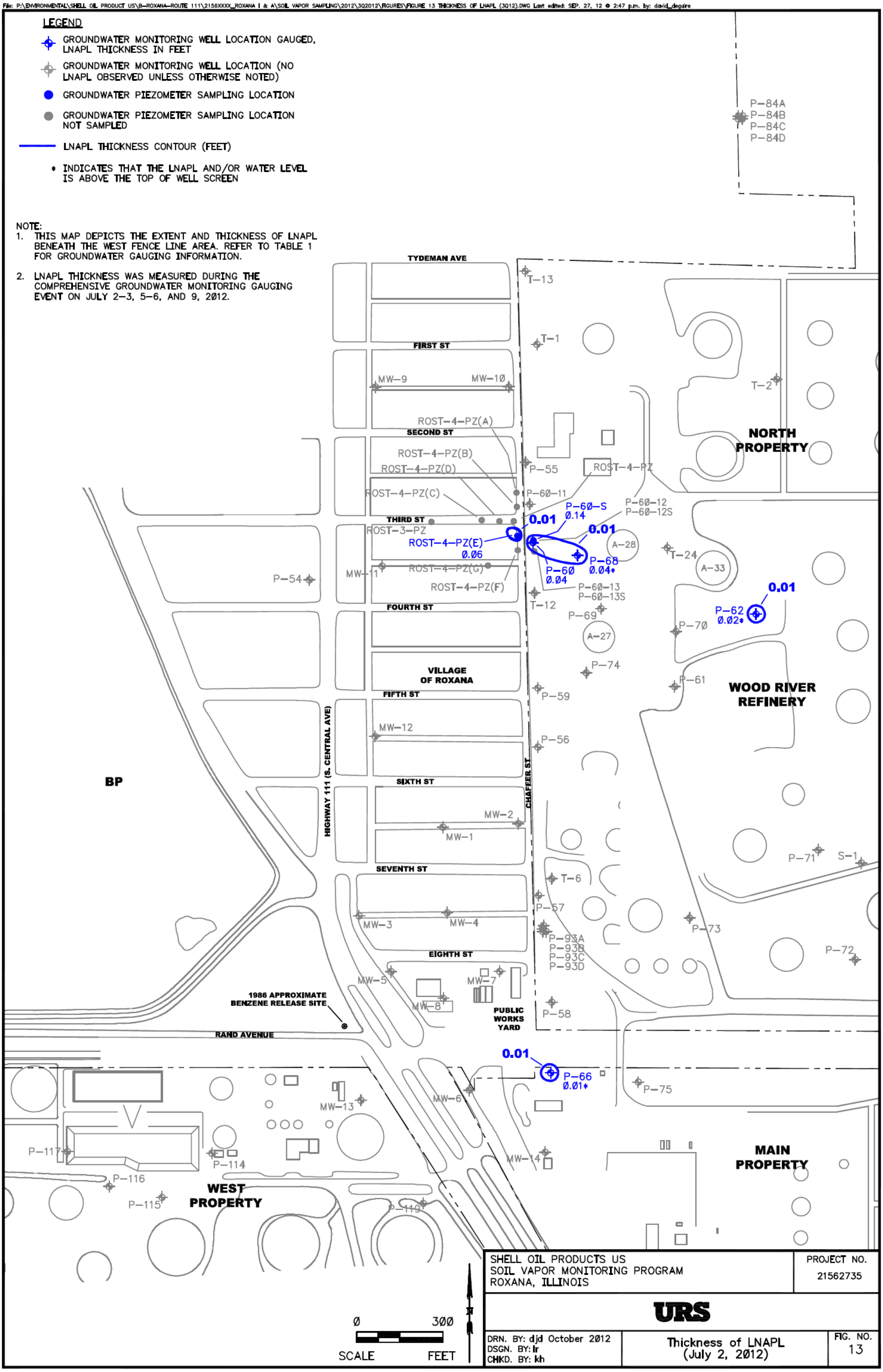

SHELL OIL PRODUCTS US SOIL VAPOR MONITORING PROGRAM ROXANA, ILLINOIS		PROJECT NO. 21562735
URS		
DRN. BY: djd October 2012 DSGN. BY: lr CHKD. BY: kh	Thickness of LNAPL (July 2, 2012)	FIG. NO. 13

Roxana Soil Vapor Quarterly – 3rd Quarter 2012 Data Review

Laboratory SDG: 1207283A,B

Data Reviewer: Melissa Mansker

Peer Reviewer: Elizabeth Kunkel

Date Reviewed: 8/15/2012

Guidance: USEPA National Functional Guidelines for Superfund Organic Methods Data Review 2008

Sample Identification	Sample Identification
VMP-5-12.5-071212	VMP-5-31-071212
VMP-5-40-071212	VMP-8-5-071312
VMP-8-9.5-071312	VMP-8-9.5-071312-Dup
VMP-8-23.5-071312	VMP-9-5-071312
VMP-9-11.5-071312	VMP-17-5-071112
VMP-18-8.5-071212	VMP-19-5-071112
VMP-20-5-071112	VMP-20-10-071112
VMP-20-25-071112	VMP-21-5-071012
VMP-21-10-071012	VMP-21-25-071112
VMP-21-33-071112	VMP-22-5-070912

1.0 Data Package Completeness

Were all items delivered as specified in the QAPP and COC as appropriate?

Yes, however samples VMP-8-5-071312 and VMP-20-5-071112 are not usable due to helium results in the sample (22% and 7.1% respectively) that were greater than 10% of the helium in the shroud (51.3% and 61.5% respectively). Second samplings were taken on July 31, 2012, and were reported in SDG 1208070A,B.

2.0 Laboratory Case Narrative \ Cooler Receipt Form

Were problems noted in the laboratory case narrative or cooler receipt form?

Yes, the laboratory case narrative indicated sample VMP-5-40-071212 was diluted due to high levels of target analytes. Although not indicated in the laboratory case narrative, analytes were detected in the method blank. These issues are addressed further in the appropriate sections below.

No issues or discrepancies were noted in the cooler receipt form, however samples VMP-5-12.5-071212 and VMP-18-8.5-071212 were incorrectly logged due to transcription errors. Samples are correctly reported under proper sample IDs.

3.0 Holding Times

Were samples extracted/analyzed within applicable limits?

Yes

4.0 Blank Contamination

Were any analytes detected in the Blanks?

Yes

Blank ID	Parameter	Analyte	Concentration/ Amount
1207283A-21A	TO-15	Methyl tert-butyl ether	0.077 ppbv / 0.28 µg/m^3
1207283A-21A	TO-15	1,1,1-Trichloroethane	0.048 ppbv / 0.26 µg/m^3
1207283A-21A	TO-15	Carbon tetrachloride	0.073 ppbv / 0.46 µg/m^3
1207283A-21A	TO-15	1,2-Dichloroethane	0.13 ppbv / 0.53 µg/m^3
1207283A-21A	TO-15	cis-1,3-Dichloropropene	0.12 ppbv / 0.57 µg/m^3
1207283A-21A	TO-15	4-Methyl-2-pentanone	0.15 ppbv / 0.62 µg/m^3
1207283A-21A	TO-15	Toluene	0.11 ppbv / 0.43 µg/m^3
1207283A-21A	TO-15	trans-1,3-Dichloropropene	0.12 ppbv / 0.54 µg/m^3
1207283A-21A	TO-15	2-Hexanone	0.29 ppbv / 1.2 µg/m^3
1207283A-21A	TO-15	1,2-Dibromoethane (EDB)	0.22 ppbv / 1.7 µg/m^3
1207283A-21A	TO-15	Chlorobenzene	0.19 ppbv / 0.89 µg/m^3
1207283A-21A	TO-15	m,p-Xylene	0.11 ppbv / 0.46 µg/m^3
1207283A-21A	TO-15	o-Xylene	0.10 ppbv / 0.44 µg/m^3
1207283A-21A	TO-15	Styrene	0.14 ppbv / 0.61 µg/m^3
1207283A-21A	TO-15	Bromoform	0.18 ppbv / 1.8 µg/m^3
1207283A-21A	TO-15	Cumene	0.14 ppbv / 0.71 µg/m^3
1207283A-21A	TO-15	1,1,2,2-Tetrachloroethane	0.27 ppbv / 1.8 µg/m^3
1207283A-21A	TO-15	Propylbenzene	0.13 ppbv / 0.62 µg/m^3
1207283A-21A	TO-15	4-Ethyltoluene	0.13 ppbv / 0.63 µg/m^3
1207283A-21A	TO-15	1,3,5-Trimethylbenzene	0.13 ppbv / 0.64 µg/m^3
1207283A-21A	TO-15	1,2,4-Trimethylbenzene	0.12 ppbv / 0.61 µg/m^3
1207283A-21A	TO-15	1,3-Dichlorobenzene	0.30 ppbv / 1.8 µg/m^3
1207283A-21A	TO-15	1,4-Dichlorobenzene	0.33 ppbv / 2.0 µg/m^3
1207283A-21A	TO-15	alpha-Chlorotoluene	0.24 ppbv / 1.3 µg/m^3
1207283A-21A	TO-15	1,2-Dichlorobenzene	0.28 ppbv / 1.7 µg/m^3
1207283A-21A	TO-15	1,2,4-Trichlorobenzene	1.1 ppbv / 7.9 µg/m^3
1207283A-21A	TO-15	Hexachlorobutadiene	0.45 ppbv / 4.8 µg/m^3
1207283A-21B	TO-15	Methyl tert-butyl ether	0.048 ppbv / 0.17 µg/m^3
1207283A-21B	TO-15	1,1,1-Trichloroethane	0.066 ppbv / 0.36 µg/m^3
1207283A-21B	TO-15	1,2-Dichloroethane	0.10 ppbv / 0.42 µg/m^3
1207283A-21B	TO-15	4-Methyl-2-pentanone	0.14 ppbv / 0.57 µg/m^3
1207283A-21B	TO-15	Toluene	0.11 ppbv / 0.42 µg/m^3
1207283A-21B	TO-15	2-Hexanone	0.099 ppbv / 0.41 µg/m^3
1207283A-21B	TO-15	1,2-Dibromoethane (EDB)	0.12 ppbv / 0.92 µg/m^3
1207283A-21B	TO-15	Chlorobenzene	0.10 ppbv / 0.48 µg/m^3
1207283A-21B	TO-15	m,p-Xylene	0.089 ppbv / 0.39 µg/m^3
1207283A-21B	TO-15	Styrene	0.069 ppbv / 0.29 µg/m^3
1207283A-21B	TO-15	Bromoform	0.099 ppbv / 1.0 µg/m^3
1207283A-21B	TO-15	Cumene	0.11 ppbv / 0.53 µg/m^3
1207283A-21B	TO-15	1,1,2,2-Tetrachloroethane	0.14 ppbv / 0.94 µg/m^3
1207283A-21B	TO-15	Propylbenzene	0.10 ppbv / 0.49 µg/m^3
1207283A-21B	TO-15	4-Ethyltoluene	0.098 ppbv / 0.48 µg/m^3
1207283A-21B	TO-15	1,3,5-Trimethylbenzene	0.10 ppbv / 0.52 µg/m^3
1207283A-21B	TO-15	1,2,4-Trimethylbenzene	0.11 ppbv / 0.54 µg/m^3
1207283A-21B	TO-15	1,3-Dichlorobenzene	0.17 ppbv / 1.0 µg/m^3

Blank ID	Parameter	Analyte	Concentration/ Amount
1207283A-21B	TO-15	1,4-Dichlorobenzene	0.18 ppbv / 1.1 µg/m^3
1207283A-21B	TO-15	alpha-Chlorotoluene	0.070 ppbv / 0.36 µg/m^3
1207283A-21B	TO-15	1,2-Dichlorobenzene	0.15 ppbv / 0.92 µg/m^3
1207283A-21B	TO-15	1,2,4-Trichlorobenzene	0.57 ppbv / 0.43 µg/m^3
1207283B-21A	Natural gases	Oxygen	0.015 %
1207283B-21A	Natural gases	Nitrogen	0.072 %

Qualifications due to blank contamination are included in the table below. Analytical data that were reported non-detect or at concentrations greater than five times (5X) the associated blank concentration did not require qualification.

Sample ID	Parameter	Analyte	New Reporting Limit (RL)	Qualification
VMP-5-12.5-071212	TO-15	4-Methyl-2-pentanone	-	U
VMP-5-12.5-071212	TO-15	Styrene	-	U
VMP-5-31-071212	TO-15	Chlorobenzene	-	U
VMP-5-31-071212	TO-15	m,p-Xylene	-	U
VMP-5-31-071212	TO-15	Cumene	-	U
VMP-5-31-071212	TO-15	Propylbenzene	-	U
VMP-5-31-071212	TO-15	4-Ethyltoluene	-	U
VMP-5-31-071212	TO-15	1,2,4-Trimethylbenzene	-	U
VMP-8-23.5-071312	TO-15	Toluene	-	U
VMP-9-5-071312	TO-15	2-Hexanone	-	U
VMP-9-5-071312	TO-15	o-Xylene	-	U
VMP-9-5-071312	TO-15	Styrene	-	U
VMP-9-5-071312	TO-15	Propylbenzene	-	U
VMP-9-5-071312	TO-15	4-Ethyltoluene	-	U
VMP-9-11.5-071312	TO-15	2-Hexanone	-	U
VMP-9-11.5-071312	TO-15	Styrene	-	U
VMP-9-11.5-071312	TO-15	Propylbenzene	-	U
VMP-9-11.5-071312	TO-15	4-Ethyltoluene	-	U
VMP-9-11.5-071312	TO-15	1,3,5-Trimethylbenzene	-	U
VMP-17-5-071112	TO-15	2-Hexanone	-	U
VMP-17-5-071112	TO-15	Styrene	-	U
VMP-17.5-071112	TO-15	Propylbenzene	-	U
VMP-17-5-071112	TO-15	4-Ethyltoluene	-	U
VMP-18-8.5-071212	TO-15	2-Hexanone	-	U
VMP-18-8.5-071212	TO-15	Styrene	-	U
VMP-18-8.5-071212	TO-15	Propylbenzene	-	U
VMP-18-8.5-071212	TO-15	4-Ethyltoluene	-	U
VMP-19-5-071112	TO-15	2-Hexanone	-	U
VMP-19-5-071112	TO-15	Styrene	-	U
VMP-19-5-071112	TO-15	Propylbenzene	-	U
VMP-19-5-071112	TO-15	4-Ethyltoluene	-	U

Sample ID	Parameter	Analyte	New Reporting Limit (RL)	Qualification
VMP-19-5-071112	TO-15	1,3,5-Trimethylbenzene	-	U
VMP-20-10-071112	TO-15	2-Hexanone	-	U
VMP-20-10-071112	TO-15	m,p-Xylene	-	U
VMP-20-10-071112	TO-15	Propylbenzene	-	U
VMP-20-10-071112	TO-15	4-Ethyltoluene	-	U
VMP-20-25-071112	TO-15	m,p-Xylene	-	U
VMP-20-25-071112	TO-15	Propylbenzene	-	U
VMP-20-25-071112	TO-15	4-Ethyltoluene	-	U
VMP-20-25-071112	TO-15	1,2,4-Trimethylbenzene	-	U
VMP-21-5-071012	TO-15	4-Methyl-2-pentanone	-	U
VMP-21-5-071012	TO-15	2-Hexanone	-	U
VMP-21-5-071012	TO-15	Chlorobenzene	-	U
VMP-21-10-071012	TO-15	Toluene	-	U
VMP-21-10-071012	TO-15	m,p-Xylene	-	U
VMP-21-10-071012	TO-15	1,2,4-Trimethylbenzene	-	U
VMP-21-25-071112	TO-15	m,p-Xylene	-	U
VMP-21-25-071112	TO-15	Cumene	-	U
VMP-21-25-071112	TO-15	Propylbenzene	-	U
VMP-21-25-071112	TO-15	4-Ethyltoluene	-	U
VMP-21-25-071112	TO-15	1,2,4-Trimethylbenzene	-	U
VMP-21-33-071112	TO-15	Toluene	-	U
VMP-21-33-071112	TO-15	2-Hexanone	-	U
VMP-21-33-071112	TO-15	m,p-Xylene	-	U
VMP-21-33-071112	TO-15	1,2,4-Trimethylbenzene	-	U
VMP-22-5-070912	TO-15	Propylbenzene	-	U
VMP-22-5-070912	TO-15	1,2,4-Trimethylbenzene	-	U

5.0 Laboratory Control Sample

Were LCS recoveries within evaluation criteria?

Yes

6.0 Surrogate Recoveries

Were surrogate recoveries within evaluation criteria?

Yes

7.0 Matrix Spike and Matrix Spike Duplicate Recoveries

Were MS/MSD samples analyzed as part of this SDG?

MS/MSD samples are not applicable for vapor samples, due to the inability to spike the samples.

8.0 Laboratory Duplicate Results

Were laboratory duplicate samples collected as part of this SDG?

Yes

Sample ID	Sample Duplicate ID
VMP-5-40-071212	VMP-5-40-071212 Lab Duplicate

Were laboratory duplicate sample RPDs within evaluation criteria?

Yes

9.0 Field Duplicate Results

Were field duplicate samples collected as part of this SDG?

Yes

Field ID	Field Duplicate ID
VMP-8-9.5-071312	VMP-8-9.5-071312-Dup

Were field duplicate sample RPDs within evaluation criteria?

Yes

10.0 Sample Dilutions

For samples that were diluted and nondetect, were undiluted results also reported?

Not applicable; analytes were detected in samples that were diluted.

11.0 Additional Qualifications

Were additional qualifications applied?

No

VALIDATION OF TO-15 DATA - SDG 1207283

This section describes the validation of seventeen soil vapor samples which were analyzed by USEPA Method TO-15. Samples were analyzed by Eurofins Air Toxics, Inc. of Folsom, California and submitted as part of sample delivery group (SDG) 1207283. Samples included as part of this validation are listed below:

Sample Identification	Sample Identification
VMP-5-12.5-071212	VMP-5-31-071212
VMP-5-40-071212	VMP-8-9.5-071312
VMP-8-23.5-071312	VMP-9-5-071312
VMP-9-11.5-071312	VMP-17-5-071112
VMP-18-8.5-071212	VMP-19-5-071112
VMP-20-10-071112	VMP-20-25-071112
VMP-21-5-071012	VMP-21-10-071012
VMP-21-25-071112	VMP-21-33-071112
VMP-22-5-070912	

QA/QC criteria were identified in the Dissolved Phase Groundwater Investigation and P-60 Free Phase Product Delineation Work Plan (URS 2009) and USEPA Method TO-15. Evaluation of the analytical data followed procedures outlined in the USEPA Contract Program National Functional Guidelines for Superfund Organic Methods Data Review (USEPA 2008) where applicable to EPA Method TO-15.

Criteria evaluated included the following method performance criteria:

- Data package completeness
- Laboratory case narrative/cooler receipt form
- Sample holding times
- GC/MS instrument performance
- Initial calibration
- Calibration verification
- Blank samples
- Surrogate spike recoveries
- Laboratory control sample (LCS)
- Target compound identification and quantitation
- Overall data assessment

1.1 Data Package Completeness

The data package was reviewed to make certain that it contained the data contractually required in the deliverable. This included checking the data package for the results of each analyte requested for each field sample submitted in the analytical batch, along with requested QC documentation for the respective methods. The data package was complete.

1.2 Laboratory Case Narrative/Cooler Receipt Form

The laboratory case narrative indicated sample VMP-5-40-071212 was diluted due to high levels of target analytes. Although not indicated in the laboratory case narrative, analytes were detected in the method blank. Initial calibration percent relative standard deviation (%RSD) was outside evaluation criteria for alpha-chlorotoluene. These issues are addressed further in the appropriate sections below.

No issues or discrepancies were noted in the cooler receipt form; however, samples VMP-5-12.5 and VMP-18-8.5-071212 were incorrectly logged due to transcription errors. Samples are correctly reported under proper sample IDs.

1.3 Sample Holding Times

Review of the sample collection and analysis dates involved comparing the chains-of-custody, the summary forms, the raw data forms, and the chromatograms for accuracy, consistency, and holding time compliance. The validated samples were analyzed within the 30 day holding time criteria. No qualification of data was required due to holding time criteria.

1.4 GC/MS Instrument Performance

GC/MS instrument performance checks were performed to ensure mass resolution, identification, and instrument sensitivity. Criteria for evaluation of instrument performance included possible transcription/calculation errors, adherence to instrument tuning frequency requirements, mass assignments, and ion abundance criteria. Instrument performance check samples were evaluated against criteria established in USEPA Method TO-15.

Based on the raw data, the ion abundance criteria were within evaluation criteria for all masses, and no qualification of data was required. The raw data forms were checked against the summary forms and no calculation or transcription errors were noted.

1.5 Initial Calibration

An Initial calibration (ICAL) was established to assess whether the instrument was capable of producing acceptable qualitative and quantitative data for TO-15 analysis. Samples as part of SDG 1207283 were analyzed using instrument MSD-2. The ICAL for instrument MSD-2 was established on 3/5/2012 prior to sample analysis and using at least five concentration standards to establish the initial calibration curve as required by Method TO-15. An average response factor (RF) was determined for each target analyte. The RFs were reviewed and verified greater than 0.10 for chloromethane, 1,1-dichloroethane and bromoform, 0.30 for chlorobenzene and 1,1,2,2-tetrachloroethane and greater than 0.05 for all other target analytes.

Review of the initial calibration summary forms indicated %RSDs were $\leq$ 30% for target analytes with the exception of alpha-chlorotoluene (33.3%). Qualifications due to %RSD outside evaluation criteria are summarized in the following table.

Sample ID	Analyte	Qualification
VMP-5-10-071212	alpha-Chlorotoluene	**UJ**
VMP-5-31-071212	alpha-Chlorotoluene	**UJ**
VMP-5-40-071212	alpha-Chlorotoluene	**UJ**
VMP-8-9.5-071312	alpha-Chlorotoluene	**UJ**
VMP-8-23.5-071312	alpha-Chlorotoluene	**UJ**
VMP-9-5-071312	alpha-Chlorotoluene	**UJ**
VMP-9-11.5-071312	alpha-Chlorotoluene	**UJ**

Sample ID	Analyte	Qualification
VMP-17-5-071112	alpha-Chlorotoluene	UJ
VMP-18-5-071212	alpha-Chlorotoluene	UJ
VMP-19-5-071112	alpha-Chlorotoluene	UJ
VMP-20-10-071112	alpha-Chlorotoluene	UJ
VMP-20-25-071112	alpha-Chlorotoluene	UJ
VMP-21-5-071012	alpha-Chlorotoluene	UJ
VMP-21-10-071012	alpha-Chlorotoluene	UJ
VMP-21-25-071112	alpha-Chlorotoluene	UJ
VMP-21-33-071112	alpha-Chlorotoluene	UJ
VMP-22-5-070912	alpha-Chlorotoluene	UJ

A second source verification, initial calibration verification (ICV) was analyzed following the initial calibration. Percent difference (%D) values from comparing ICV RF to the average ICAL RFs were less than 30% for target compounds; therefore, no qualification of data was required.

Percent RSDs were recalculated from the raw data and no errors in calculation were noted; therefore, no qualification of data was required.

1.6 Calibration Verification

Review of the sample chromatograms indicated the calibration verifications (CVs) were performed before the start of sample analyses. Review of continuing calibration summary forms indicated all RFs met the evaluation criteria of greater than 0.10 (chloromethane, 1,1-dichloroethane and bromoform), 0.30 (chlorobenzene and 1,1,2,2-tetrachloroethane) and greater than 0.05 for all other analytes for each CV. In addition, percent differences (%Ds) and percent drift (%Drift) met the evaluation criteria of ≤ 30% for all other target analytes.

Recalculations of the RFs and %Ds for four target compounds were completed for each CV, and no errors in calculation were noted.

1.7 Blank Samples

The purpose of the method blank samples is to evaluate the existence and magnitude of contamination problems emanating from laboratory activities. Method blank samples were analyzed with each analytical batch as required by USEPA Method TO-15. All target compounds were reported as non-detect in all method blanks analyzed as part of this SDG with the exceptions summarized in the following table.

Blank ID	Parameter	Analyte	Concentration/ Amount
1207283A-21A	TO-15	Methyl tert-butyl ether	0.077 ppbv / 0.28 µg/m^3
1207283A-21A	TO-15	1,1,1-Trichloroethane	0.048 ppbv / 0.26 µg/m^3
1207283A-21A	TO-15	Carbon tetrachloride	0.073 ppbv / 0.46 µg/m^3
1207283A-21A	TO-15	1,2-Dichloroethane	0.13 ppbv / 0.53 µg/m^3
1207283A-21A	TO-15	cis-1,3-Dichloropropene	0.12 ppbv / 0.57 µg/m^3
1207283A-21A	TO-15	4-Methyl-2-pentanone	0.15 ppbv / 0.62 µg/m^3
1207283A-21A	TO-15	Toluene	0.11 ppbv / 0.43 µg/m^3
1207283A-21A	TO-15	trans-1,3-Dichloropropene	0.12 ppbv / 0.54 µg/m^3
1207283A-21A	TO-15	2-Hexanone	0.29 ppbv / 1.2 µg/m^3
1207283A-21A	TO-15	1,2-Dibromoethane (EDB)	0.22 ppbv / 1.7 µg/m^3

Blank ID	Parameter	Analyte	Concentration/ Amount
1207283A-21A	TO-15	Chlorobenzene	0.19 ppbv / 0.89 µg/m^3
1207283A-21A	TO-15	m,p-Xylene	0.11 ppbv / 0.46 µg/m^3
1207283A-21A	TO-15	o-Xylene	0.10 ppbv / 0.44 µg/m^3
1207283A-21A	TO-15	Styrene	0.14 ppbv / 0.61 µg/m^3
1207283A-21A	TO-15	Bromoform	0.18 ppbv / 1.8 µg/m^3
1207283A-21A	TO-15	Cumene	0.14 ppbv / 0.71 µg/m^3
1207283A-21A	TO-15	1,1,2,2-Tetrachloroethane	0.27 ppbv / 1.8 µg/m^3
1207283A-21A	TO-15	Propylbenzene	0.13 ppbv / 0.62 µg/m^3
1207283A-21A	TO-15	4-Ethyltoluene	0.13 ppbv / 0.63 µg/m^3
1207283A-21A	TO-15	1,3,5-Trimethylbenzene	0.13 ppbv / 0.64 µg/m^3
1207283A-21A	TO-15	1,2,4-Trimethylbenzene	0.12 ppbv / 0.61 µg/m^3
1207283A-21A	TO-15	1,3-Dichlorobenzene	0.30 ppbv / 1.8 µg/m^3
1207283A-21A	TO-15	1,4-Dichlorobenzene	0.33 ppbv / 2.0 µg/m^3
1207283A-21A	TO-15	alpha-Chlorotoluene	0.24 ppbv / 1.3 µg/m^3
1207283A-21A	TO-15	1,2-Dichlorobenzene	0.28 ppbv / 1.7 µg/m^3
1207283A-21A	TO-15	1,2,4-Trichlorobenzene	1.1 ppbv / 7.9 µg/m^3
1207283A-21A	TO-15	Hexachlorobutadiene	0.45 ppbv / 4.8 µg/m^3
1207283A-21B	TO-15	Methyl tert-butyl ether	0.048 ppbv / 0.17 µg/m^3
1207283A-21B	TO-15	1,1,1-Trichloroethane	0.066 ppbv / 0.36 µg/m^3
1207283A-21B	TO-15	1,2-Dichloroethane	0.10 ppbv / 0.42 µg/m^3
1207283A-21B	TO-15	4-Methyl-2-pentanone	0.14 ppbv / 0.57 µg/m^3
1207283A-21B	TO-15	Toluene	0.11 ppbv / 0.42 µg/m^3
1207283A-21B	TO-15	2-Hexanone	0.099 ppbv / 0.41 µg/m^3
1207283A-21B	TO-15	1,2-Dibromoethane (EDB)	0.12 ppbv / 0.92 µg/m^3
1207283A-21B	TO-15	Chlorobenzene	0.10 ppbv / 0.48 µg/m^3
1207283A-21B	TO-15	m,p-Xylene	0.089 ppbv / 0.39 µg/m^3
1207283A-21B	TO-15	Styrene	0.069 ppbv / 0.29 µg/m^3
1207283A-21B	TO-15	Bromoform	0.099 ppbv / 1.0 µg/m^3
1207283A-21B	TO-15	Cumene	0.11 ppbv / 0.53 µg/m^3
1207283A-21B	TO-15	1,1,2,2-Tetrachloroethane	0.14 ppbv / 0.94 µg/m^3
1207283A-21B	TO-15	Propylbenzene	0.10 ppbv / 0.49 µg/m^3
1207283A-21B	TO-15	4-Ethyltoluene	0.098 ppbv / 0.48 µg/m^3
1207283A-21B	TO-15	1,3,5-Trimethylbenzene	0.10 ppbv / 0.52 µg/m^3
1207283A-21B	TO-15	1,2,4-Trimethylbenzene	0.11 ppbv / 0.54 µg/m^3
1207283A-21B	TO-15	1,3-Dichlorobenzene	0.17 ppbv / 1.0 µg/m^3
1207283A-21B	TO-15	1,4-Dichlorobenzene	0.18 ppbv / 1.1 µg/m^3
1207283A-21B	TO-15	alpha-Chlorotoluene	0.070 ppbv / 0.36 µg/m^3
1207283A-21B	TO-15	1,2-Dichlorobenzene	0.15 ppbv / 0.92 µg/m^3
1207283A-21B	TO-15	1,2,4-Trichlorobenzene	0.57 ppbv / 0.43 µg/m^3

Qualifications due to blank contamination are included in the following table. Analytical data that were reported non-detect or at concentrations greater than five times (5X) the associated blank concentration did not require qualification.

Sample ID	Parameter	Analyte	New Reporting Limit (RL)	Qualification
VMP-5-10-071212	TO-15	4-Methyl-2-pentanone	-	U
VMP-5-10-071212	TO-15	Styrene	-	U
VMP-5-31-071212	TO-15	Chlorobenzene	-	U
VMP-5-31-071212	TO-15	m,p-Xylene	-	U
VMP-5-31-071212	TO-15	Cumene	-	U
VMP-5-31-071212	TO-15	Propylbenzene	-	U
VMP-5-31-071212	TO-15	4-Ethyltoluene	-	U
VMP-5-31-071212	TO-15	1,2,4-Trimethylbenzene	-	U
VMP-8-23.5-071312	TO-15	Toluene	-	U
VMP-9-5-071312	TO-15	2-Hexanone	-	U
VMP-9-5-071312	TO-15	o-Xylene	-	U
VMP-9-5-071312	TO-15	Styrene	-	U
VMP-9-5-071312	TO-15	Propylbenzene	-	U
VMP-9-5-071312	TO-15	4-Ethyltoluene	-	U
VMP-9-11.5-071312	TO-15	2-Hexanone	-	U
VMP-9-11.5-071312	TO-15	Styrene	-	U
VMP-9-11.5-071312	TO-15	Propylbenzene	-	U
VMP-9-11.5-071312	TO-15	4-Ethyltoluene	-	U
VMP-9-11.5-071312	TO-15	1,3,5-Trimethylbenzene	-	U
VMP-17-5-071112	TO-15	2-Hexanone	-	U
VMP-17-5-071112	TO-15	Styrene	-	U
VMP-17.5-071112	TO-15	Propylbenzene	-	U
VMP-17-5-071112	TO-15	4-Ethyltoluene	-	U
VMP-18-5-071212	TO-15	2-Hexanone	-	U
VMP-18-5-071212	TO-15	Styrene	-	U
VMP-18-5-071212	TO-15	Propylbenzene	-	U
VMP-18-5-071212	TO-15	4-Ethyltoluene	-	U
VMP-19-5-071112	TO-15	2-Hexanone	-	U
VMP-19-5-071112	TO-15	Styrene	-	U
VMP-19-5-071112	TO-15	Propylbenzene	-	U
VMP-19-5-071112	TO-15	4-Ethyltoluene	-	U
VMP-19-5-071112	TO-15	1,3,5-Trimethylbenzene	-	U
VMP-20-10-071112	TO-15	2-Hexanone	-	U
VMP-20-10-071112	TO-15	m,p-Xylene	-	U
VMP-20-10-071112	TO-15	Propylbenzene	-	U
VMP-20-10-071112	TO-15	4-Ethyltoluene	-	U
VMP-20-25-071112	TO-15	m,p-Xylene	-	U
VMP-20-25-071112	TO-15	Propylbenzene	-	U
VMP-20-25-071112	TO-15	4-Ethyltoluene	-	U
VMP-20-25-071112	TO-15	1,2,4-Trimethylbenzene	-	U
VMP-21-5-071012	TO-15	4-Methyl-2-pentanone	-	U
VMP-21-5-071012	TO-15	2-Hexanone	-	U

Sample ID	Parameter	Analyte	New Reporting Limit (RL)	Qualification
VMP-21-5-071012	TO-15	Chlorobenzene	-	U
VMP-21-10-071012	TO-15	Toluene	-	U
VMP-21-10-071012	TO-15	m,p-Xylene	-	U
VMP-21-10-071012	TO-15	1,2,4-Trimethylbenzene	-	U
VMP-21-25-071112	TO-15	m,p-Xylene	-	U
VMP-21-25-071112	TO-15	Cumene	-	U
VMP-21-25-071112	TO-15	Propylbenzene	-	U
VMP-21-25-071112	TO-15	4-Ethyltoluene	-	U
VMP-21-25-071112	TO-15	1,2,4-Trimethylbenzene	-	U
VMP-21-33-071112	TO-15	Toluene	-	U
VMP-21-33-071112	TO-15	2-Hexanone	-	U
VMP-21-33-071112	TO-15	m,p-Xylene	-	U
VMP-21-33-071112	TO-15	1,2,4-Trimethylbenzene	-	U
VMP-22-5-070912	TO-15	Propylbenzene	-	U
VMP-22-5-070912	TO-15	1,2,4-Trimethylbenzene	-	U

The review of chromatograms indicates all peaks present were accounted or the concentrations reported were below the method detection limit. No qualification of data was required.

1.8 Surrogate Spike Recoveries

Surrogate compounds were used to evaluate the overall laboratory sample preparation efficiency on a per sample basis. All surrogate recoveries were within the method acceptance criteria. Approximately 10% of the recoveries were recalculated, and the summary forms versus the raw data were verified. No calculation or transcription errors were noted and no qualification of data was required.

1.9 Internal Standards and Retention Times

Internal standard (IS) performance criteria ensure that the GC/MS sensitivity and response are stable during each analytical run. IS areas must be within -50% to +100%, and the IS retention times must be within 30 seconds of the IS continuing calibration retention time. IS areas and retention times for the validated samples in this SDG were within evaluation criteria. The summary forms versus the raw data were verified and no transcription errors were noted.

1.10 Laboratory Control Spike (LCS) Samples

Laboratory control samples were analyzed with each analytical batch to assess the accuracy of the analytical process. LCS recoveries were within evaluation criteria.

Approximately 10% of the spiking compound recoveries for the LCS's were recalculated using the LCS summary forms, and no calculation or transcription errors were noted.

1.11 Target Compound Identification and Quantification

For validation of the compound identification, chromatograms were reviewed to verify the major target peaks were identified, the spectra of the identified compounds were verified against the library spectra, and the relative retention time was no greater than 0.06 different from the associated CV retention times. Approximately 10% of the detected target analytes and spiking

compounds were verified. No anomalies were noted with the identification of the target compounds in the samples.

For the validation of compound quantitation, approximately 10% of the target analytes were recalculated from the raw data, and no calculation errors were noted. Additionally, the reporting limits were verified to determine if reporting limits (RLs) were adjusted for dilutions. No qualification of the data was required and review of the data indicated the correct RLs were reported.

1.12 Overall Data Assessment

Based on the criteria outlined, it is recommended that the results reported for these analyses are accepted for their intended use. Acceptable levels of accuracy and precision, based on LCS and surrogate data were achieved for this SDG.

eurofins | Air Toxics

7/27/2012
Ms. Elizabeth Kunkel
URS Corporation
1001 Highlands Plaza Dr. West
Suite 300
St. Louis MO 63110

Project Name: Roxana Soil Vapor
Project #: 21562735.00013
Workorder #: 1207283A

Dear Ms. Elizabeth Kunkel

The following report includes the data for the above referenced project for sample(s) received on 7/16/2012 at Air Toxics Ltd.

The data and associated QC analyzed by Modified TO-15 are compliant with the project requirements or laboratory criteria with the exception of the deviations noted in the attached case narrative.

Thank you for choosing Air Toxics Ltd. for your air analysis needs. Air Toxics Ltd. is committed to providing accurate data of the highest quality. Please feel free to contact the Project Manager: Kelly Buettner at 916-985-1000 if you have any questions regarding the data in this report.

Regards,

Kelly Buettner

Project Manager

Reviewed on 8/15/2012

eurofins | Air Toxics

WORK ORDER #: 1207283A

Work Order Summary

CLIENT:	Ms. Elizabeth Kunkel URS Corporation 1001 Highlands Plaza Dr. West Suite 300 St. Louis, MO 63110	**BILL TO:**	Accounts Payable Austin URS Corporation P.O. BOX 203970 Austin, TX 78720-1088
PHONE:	314-743-4179	**P.O. #**	21562735.00012
FAX:		**PROJECT #**	21562735.00013 Roxana Soil Vapor
DATE RECEIVED:	07/16/2012	**CONTACT:**	Kelly Buettner
DATE COMPLETED:	07/27/2012		

FRACTION #	NAME	TEST	RECEIPT VAC./PRES.	FINAL PRESSURE
01A	VMP-5-10-071212	Modified TO-15	10.5 "Hg	5 psi
02A	VMP-5-31-071212	Modified TO-15	10.0 "Hg	5 psi
03A	VMP-5-40-071212	Modified TO-15	10.0 "Hg	5 psi
03AA	VMP-5-40-071212 Lab Duplicate	Modified TO-15	10.0 "Hg	5 psi
04A	VMP-8-5-071312	Modified TO-15	5.0 "Hg	5 psi
05A	VMP-8-9.5-071312	Modified TO-15	8.5 "Hg	5 psi
06A	VMP-8-9.5-071312-Dup	Modified TO-15	7.5 "Hg	5 psi
07A	VMP-8-23.5-071312	Modified TO-15	10.5 "Hg	5 psi
08A	VMP-9-5-071312	Modified TO-15	9.0 "Hg	5 psi
09A	VMP-9-11.5-071312	Modified TO-15	10.5 "Hg	5 psi
10A	VMP-17-5-071112	Modified TO-15	9.5 "Hg	5 psi
11A	VMP-18-5-071212	Modified TO-15	9.5 "Hg	5 psi
12A	VMP-19-5-071112	Modified TO-15	12.0 "Hg	5 psi
13A	VMP-20-5-071112	Modified TO-15	7.5 "Hg	5 psi
14A	VMP-20-10-071112	Modified TO-15	9.5 "Hg	5 psi
15A	VMP-20-25-071112	Modified TO-15	10.0 "Hg	5 psi
16A	VMP-21-5-071012	Modified TO-15	11.0 "Hg	5 psi
17A	VMP-21-10-071012	Modified TO-15	10.0 "Hg	5 psi
18A	VMP-21-25-071112	Modified TO-15	8.0 "Hg	5 psi
19A	VMP-21-33-071112	Modified TO-15	9.5 "Hg	5 psi
20A	VMP-22-5-070912	Modified TO-15	11.5 "Hg	5 psi
21A	Lab Blank	Modified TO-15	NA	NA
21B	Lab Blank	Modified TO-15	NA	NA

Continued on next page

eurofins | Air Toxics

WORK ORDER #: 1207283A

Work Order Summary

CLIENT:	Ms. Elizabeth Kunkel URS Corporation 1001 Highlands Plaza Dr. West Suite 300 St. Louis, MO 63110	**BILL TO:**	Accounts Payable Austin URS Corporation P.O. BOX 203970 Austin, TX 78720-1088
PHONE:	314-743-4179	**P.O. #**	21562735.00012
FAX:		**PROJECT #**	21562735.00013 Roxana Soil Vapor
DATE RECEIVED:	07/16/2012	**CONTACT:**	Kelly Buettner
DATE COMPLETED:	07/27/2012		

FRACTION #	NAME	TEST	RECEIPT VAC./PRES.	FINAL PRESSURE
22A	CCV	Modified TO-15	NA	NA
22B	CCV	Modified TO-15	NA	NA
23A	LCS	Modified TO-15	NA	NA
23AA	LCSD	Modified TO-15	NA	NA
23B	LCS	Modified TO-15	NA	NA
23BB	LCSD	Modified TO-15	NA	NA

CERTIFIED BY: Heidi Rayer DATE: 07/27/12

Technical Director

Certfication numbers: AZ Licensure AZ0719, CA NELAP - 02110CA, LA NELAP - 02089, NY NELAP - 11291, TX NELAP - T104704434-11-3, UT NELAP -CA009332011-1, WA NELAP - C935
Name of Accrediting Agency: NELAP/Florida Department of Health, Scope of Application: Clean Air Act, Accreditation number: E87680, Effective date: 07/01/11 , Expiration date: 06/30/12.
Air Toxics Ltd. certifies that the test results contained in this report meet all requirements of the NELAC standards

This report shall not be reproduced, except in full, without the written approval of Eurofins | Air Toxics, Inc.

180 BLUE RAVINE ROAD, SUITE B FOLSOM, CA - 95630
(916) 985-1000 . (800) 985-5955 . FAX (916) 985-1020

LABORATORY NARRATIVE
EPA Method TO-15
URS Corporation
Workorder# 1207283A

Twenty 1 Liter Summa Canister samples were received on July 16, 2012. The laboratory performed analysis via EPA Method TO-15 using GC/MS in the full scan mode.

This workorder was independently validated prior to submittal using 'USEPA National Functional Guidelines' as generally applied to the analysis of volatile organic compounds in air. A rules-based, logic driven, independent validation engine was employed to assess completeness, evaluate pass/fail of relevant project quality control requirements and verification of all quantified amounts.

Receiving Notes

There were no receiving discrepancies.

Analytical Notes

As per client project requirements, the laboratory has reported estimated values for target compound hits that are below the Reporting Limit but greater than the Method Detection Limit. Concentrations that are below the level at which the canister was certified may be false positives.

Dilution was performed on sample VMP-5-40-071212 due to the presence of high level target species.

Definition of Data Qualifying Flags

Eight qualifiers may have been used on the data analysis sheets and indicates as follows:

B - Compound present in laboratory blank greater than reporting limit (background subtraction not performed).
J - Estimated value.
E - Exceeds instrument calibration range.
S - Saturated peak.
Q - Exceeds quality control limits.
U - Compound analyzed for but not detected above the reporting limit.
UJ- Non-detected compound associated with low bias in the CCV and/or LCS.
N - The identification is based on presumptive evidence.

File extensions may have been used on the data analysis sheets and indicates as follows:
a-File was requantified
b-File was quantified by a second column and detector
r1-File was requantified for the purpose of reissue

eurofins | Air Toxics

Summary of Detected Compounds
EPA METHOD TO-15 GC/MS FULL SCAN

Client Sample ID: VMP-5-10-071212

Lab ID#: 1207283A-01A

Compound	Rpt. Limit (ppbv)	Amount (ppbv)	Rpt. Limit (ug/m3)	Amount (ug/m3)
Freon 12	1.0	0.45 J	5.1	2.2 J
Freon 11	1.0	0.24 J	5.8	1.4 J
Ethanol	4.1	5.8	7.8	11
Acetone	10	20	24	48
2-Propanol	4.1	4.1	10	10
Hexane	1.0	0.34 J	3.6	1.2 J
2-Butanone (Methyl Ethyl Ketone)	4.1	1.4 J	12	4.0 J
Chloroform	1.0	0.31 J	5.0	1.5 J
Benzene	1.0	0.55 J	3.3	1.8 J
Heptane	1.0	0.42 J	4.2	1.7 J
4-Methyl-2-pentanone	1.0	~~0.39 J~~ U	4.2	~~1.6 J~~ U
Toluene	1.0	1.0	3.9	3.9
Ethyl Benzene	1.0	1.0	4.5	4.3
m,p-Xylene	1.0	2.6	4.5	12
o-Xylene	1.0	0.84 J	4.5	3.6 J
Styrene	1.0	~~0.64 J~~ U	4.4	~~2.7 J~~ U
Propylbenzene	1.0	0.66 J	5.1	3.3 J
4-Ethyltoluene	1.0	2.6	5.1	12
1,3,5-Trimethylbenzene	1.0	4.6	5.1	22
1,2,4-Trimethylbenzene	1.0	26	5.1	120
Isopentane	4.1	1.6 J	12	4.7 J

Client Sample ID: VMP-5-31-071212

Lab ID#: 1207283A-02A

Compound	Rpt. Limit (ppbv)	Amount (ppbv)	Rpt. Limit (ug/m3)	Amount (ug/m3)
Freon 12	1.0	0.35 J	5.0	1.7 J
Freon 11	1.0	0.26 J	5.6	1.5 J
Ethanol	4.0	11	7.6	21
Acetone	10	47	24	110
2-Propanol	4.0	6.0	9.9	15
Carbon Disulfide	4.0	2.4 J	12	7.6 J
Methylene Chloride	10	0.37 J	35	1.3 J

Summary of Detected Compounds
EPA METHOD TO-15 GC/MS FULL SCAN

Client Sample ID: VMP-5-31-071212

Lab ID#: 1207283A-02A

Hexane	1.0	16	3.5	57
2-Butanone (Methyl Ethyl Ketone)	4.0	4.8	12	14
Chloroform	1.0	4.7	4.9	23
Cyclohexane	1.0	7.2	3.4	25
2,2,4-Trimethylpentane	1.0	64	4.7	300
Benzene	1.0	1.4	3.2	4.4
Heptane	1.0	4.1	4.1	17
4-Methyl-2-pentanone	1.0	3.8	4.1	16
Toluene	1.0	2.2	3.8	8.2
Chlorobenzene	1.0	~~0.40 J~~ U	4.6	~~1.8 J~~ U
m,p-Xylene	1.0	~~0.48 J~~ U	4.4	~~2.1 J~~ U
Cumene	1.0	~~0.50 J~~ U	4.9	~~2.4 J~~ U
Propylbenzene	1.0	~~0.10 J~~ U	4.9	~~0.49 J~~ U
4-Ethyltoluene	1.0	~~0.16 J~~ U	4.9	~~0.81 J~~ U
1,2,4-Trimethylbenzene	1.0	~~0.40 J~~ U	4.9	~~2.0 J~~ U
Butane	4.0	110	9.6	260
Isopentane	4.0	160	12	470

Client Sample ID: VMP-5-40-071212

Lab ID#: 1207283A-03A

Compound	Rpt. Limit (ppbv)	Amount (ppbv)	Rpt. Limit (ug/m3)	Amount (ug/m3)
Acetone	100	210	240	490
Hexane	10	5.8 J	35	20 J
Chloroform	10	9.4 J	49	46 J
Cyclohexane	10	4.7 J	34	16 J
2,2,4-Trimethylpentane	10	420	47	2000
Butane	40	260	96	630
Isopentane	40	2600	120	7600

Client Sample ID: VMP-5-40-071212 Lab Duplicate

Lab ID#: 1207283A-03AA

Compound	Rpt. Limit (ppbv)	Amount (ppbv)	Rpt. Limit (ug/m3)	Amount (ug/m3)

eurofins | Air Toxics

Summary of Detected Compounds
EPA METHOD TO-15 GC/MS FULL SCAN

Client Sample ID: VMP-5-40-071212 Lab Duplicate

Lab ID#: 1207283A-03AA

Compound	Rpt. Limit (ppbv)	Amount (ppbv)	Rpt. Limit (ug/m3)	Amount (ug/m3)
Acetone	100	180	240	440
Hexane	10	4.1 J	35	14 J
Chloroform	10	8.0 J	49	39 J
Cyclohexane	10	3.5 J	34	12 J
2,2,4-Trimethylpentane	10	370	47	1700
Butane	40	270	96	650
Isopentane	40	2300	120	6900

* Sample not usable due to helium results in the sample (22%) that were greater than 10% of the helium in the shroud (51.3%) Please see SDG 1208078A,B for second sampling results.

* **Client Sample ID: VMP-8-5-071312**

Lab ID#: 1207283A-04A

Compound	Rpt. Limit (ppbv)	Amount (ppbv)	Rpt. Limit (ug/m3)	Amount (ug/m3)
Freon 12	0.80	0.34 J	4.0	1.7 J
Ethanol	3.2	4.5	6.1	8.6
Acetone	8.0	22	19	52
2-Propanol	3.2	1.8 J	7.9	4.4 J
Methylene Chloride	8.0	0.42 J	28	1.5 J
Hexane	0.80	0.20 J	2.8	0.72 J
2-Butanone (Methyl Ethyl Ketone)	3.2	2.9 J	9.5	8.6 J
Chloroform	0.80	0.25 J	3.9	1.2 J
Benzene	0.80	0.26 J	2.6	0.84 J
1,2-Dichloropropane	0.80	0.37 J	3.7	1.7 J
4-Methyl-2-pentanone	0.80	0.25 J	3.3	1.0 J
Toluene	0.80	0.41 J	3.0	1.6 J
2-Hexanone	3.2	0.14 J	13	0.56 J
m,p-Xylene	0.80	0.15 J	3.5	0.66 J
Propylbenzene	0.80	0.065 J	4.0	0.32 J
4-Ethyltoluene	0.80	0.15 J	4.0	0.76 J
1,2,4-Trimethylbenzene	0.80	0.28 J	4.0	1.4 J
Isopentane	3.2	0.74 J	9.5	2.2 J

eurofins

Air Toxics

Summary of Detected Compounds
EPA METHOD TO-15 GC/MS FULL SCAN

Client Sample ID: VMP-8-9.5-071312

Lab ID#: 1207283A-05A

Compound	Rpt. Limit (ppbv)	Amount (ppbv)	Rpt. Limit (ug/m3)	Amount (ug/m3)
Freon 12	0.94	0.48 J	4.6	2.4 J
Freon 11	0.94	0.23 J	5.2	1.3 J
Ethanol	3.7	1.3 J	7.0	2.5 J
Acetone	9.4	4.7 J	22	11 J
2-Propanol	3.7	1.6 J	9.2	3.9 J

Client Sample ID: VMP-8-9.5-071312-Dup

Lab ID#: 1207283A-06A

Compound	Rpt. Limit (ppbv)	Amount (ppbv)	Rpt. Limit (ug/m3)	Amount (ug/m3)
Freon 12	0.90	0.42 J	4.4	2.1 J
Freon 11	0.90	0.18 J	5.0	0.99 J
Acetone	9.0	4.0 J	21	9.4 J
2-Propanol	3.6	1.0 J	8.8	2.6 J
Methylene Chloride	9.0	0.29 J	31	1.0 J

Client Sample ID: VMP-8-23.5-071312

Lab ID#: 1207283A-07A

Compound	Rpt. Limit (ppbv)	Amount (ppbv)	Rpt. Limit (ug/m3)	Amount (ug/m3)
Freon 12	1.0	0.52 J	5.1	2.6 J
Freon 11	1.0	0.21 J	5.8	1.2 J
Ethanol	4.1	2.4 J	7.8	4.6 J
Acetone	10	10	24	25
2-Propanol	4.1	2.2 J	10	5.4 J
Benzene	1.0	0.88 J	3.3	2.8 J
Toluene	1.0	~~0.52 J~~ U	3.9	~~2.0 J~~ U
Isopentane	4.1	0.35 J	12	1.0 J

Client Sample ID: VMP-9-5-071312

Lab ID#: 1207283A-08A

eurofins | Air Toxics

Summary of Detected Compounds
EPA METHOD TO-15 GC/MS FULL SCAN

Client Sample ID: VMP-9-5-071312

Lab ID#: 1207283A-08A

Compound	Rpt. Limit (ppbv)	Amount (ppbv)	Rpt. Limit (ug/m3)	Amount (ug/m3)
Freon 12	0.96	0.43 J	4.7	2.1 J
Freon 11	0.96	0.23 J	5.4	1.3 J
Ethanol	3.8	65	7.2	120
Acetone	9.6	31	23	74
2-Propanol	3.8	30	9.4	74
Methylene Chloride	9.6	0.50 J	33	1.8 J
Hexane	0.96	0.78 J	3.4	2.8 J
2-Butanone (Methyl Ethyl Ketone)	3.8	8.3	11	24
Tetrahydrofuran	0.96	0.80 J	2.8	2.4 J
2,2,4-Trimethylpentane	0.96	0.66 J	4.5	3.1 J
Benzene	0.96	21	3.0	67
Heptane	0.96	0.46 J	3.9	1.9 J
4-Methyl-2-pentanone	0.96	41	3.9	170
Toluene	0.96	12	3.6	47
2-Hexanone	3.8	~~0.47 J~~	16	~~1.9 J~~
Ethyl Benzene	0.96	0.52 J	4.1	2.3 J
m,p-Xylene	0.96	1.4	4.1	6.2
o-Xylene	0.96	~~0.39 J~~	4.1	~~1.7 J~~
Styrene	0.96	~~0.28 J~~	4.1	~~1.2 J~~
Cumene	0.96	3.4	4.7	17
Propylbenzene	0.96	~~0.092 J~~	4.7	~~0.45 J~~
4-Ethyltoluene	0.96	~~0.21 J~~	4.7	~~1.0 J~~
Butane	3.8	2.3 J	9.1	5.5 J
Isopentane	3.8	3.0 J	11	9.0 J

Client Sample ID: VMP-9-11.5-071312

Lab ID#: 1207283A-09A

Compound	Rpt. Limit (ppbv)	Amount (ppbv)	Rpt. Limit (ug/m3)	Amount (ug/m3)
Freon 12	1.0	0.42 J	5.1	2.1 J
Freon 11	1.0	0.22 J	5.8	1.2 J
Ethanol	4.1	79	7.8	150
Acetone	10	37	24	89

eurofins

Air Toxics

Summary of Detected Compounds
EPA METHOD TO-15 GC/MS FULL SCAN

Client Sample ID: VMP-9-11.5-071312

Lab ID#: 1207283A-09A

2-Propanol	4.1	35	10	86
Hexane	1.0	0.38 J	3.6	1.3 J
2-Butanone (Methyl Ethyl Ketone)	4.1	7.8	12	23
Tetrahydrofuran	1.0	0.83 J	3.0	2.4 J
Chloroform	1.0	1.8	5.0	9.0
Cyclohexane	1.0	0.23 J	3.5	0.79 J
Benzene	1.0	5.2	3.3	17
Heptane	1.0	0.48 J	4.2	2.0 J
4-Methyl-2-pentanone	1.0	41	4.2	170
Toluene	1.0	18	3.9	69
Tetrachloroethene	1.0	0.31 J	7.0	2.1 J
2-Hexanone	4.1	~~0.38 J~~ U	17	~~1.6 J~~ U
Ethyl Benzene	1.0	0.85 J	4.5	3.7 J
m,p-Xylene	1.0	2.5	4.5	11
o-Xylene	1.0	0.85 J	4.5	3.7 J
Styrene	1.0	~~0.36 J~~ U	4.4	~~1.5 J~~ U
Cumene	1.0	7.0	5.1	35
Propylbenzene	1.0	~~0.13 J~~ U	5.1	~~0.64 J~~ U
4-Ethyltoluene	1.0	~~0.28 J~~ U	5.1	~~1.4 J~~ U
1,3,5-Trimethylbenzene	1.0	~~0.23 J~~ U	5.1	~~1.1 J~~ U
1,2,4-Trimethylbenzene	1.0	0.66 J	5.1	3.3 J
Isopentane	4.1	1.2 J	12	3.6 J

Client Sample ID: VMP-17-5-071112

Lab ID#: 1207283A-10A

Compound	Rpt. Limit (ppbv)	Amount (ppbv)	Rpt. Limit (ug/m3)	Amount (ug/m3)
Freon 12	0.98	0.52 J	4.8	2.6 J
Freon 11	0.98	0.21 J	5.5	1.2 J
Ethanol	3.9	34	7.4	64
Acetone	9.8	42	23	99
2-Propanol	3.9	43	9.6	110
Hexane	0.98	1.3	3.4	4.7
2-Butanone (Methyl Ethyl Ketone)	3.9	12	12	34
Tetrahydrofuran	0.98	0.68 J	2.9	2.0 J

eurofins

Air Toxics

Summary of Detected Compounds
EPA METHOD TO-15 GC/MS FULL SCAN

Client Sample ID: VMP-17-5-071112

Lab ID#: 1207283A-10A

Cyclohexane	0.98	1.2	3.4	4.0
2,2,4-Trimethylpentane	0.98	1.6	4.6	7.4
Benzene	0.98	34	3.1	110
Heptane	0.98	0.86 J	4.0	3.5 J
4-Methyl-2-pentanone	0.98	61	4.0	250
Toluene	0.98	17	3.7	63
2-Hexanone	3.9	~~0.57 J~~ U	16	~~2.3 J~~ U
Ethyl Benzene	0.98	0.71 J	4.2	3.1 J
m,p-Xylene	0.98	2.0	4.2	8.9
o-Xylene	0.98	0.56 J	4.2	2.4 J
Styrene	0.98	~~0.32 J~~ U	4.2	~~1.3 J~~ U
Cumene	0.98	7.9	4.8	39
Propylbenzene	0.98	~~0.18 J~~ U	4.8	~~0.88 J~~ U
4-Ethyltoluene	0.98	~~0.25 J~~ U	4.8	~~1.2 J~~ U
1,2,4-Trimethylbenzene	0.98	0.90 J	4.8	4.4 J
Butane	3.9	2.6 J	9.3	6.1 J
Isopentane	3.9	8.3	12	25

Client Sample ID: VMP-18-5-071212

Lab ID#: 1207283A-11A

Compound	Rpt. Limit (ppbv)	Amount (ppbv)	Rpt. Limit (ug/m3)	Amount (ug/m3)
Freon 12	0.98	0.34 J	4.8	1.7 J
Freon 11	0.98	0.19 J	5.5	1.0 J
Ethanol	3.9	66	7.4	120
Acetone	9.8	33	23	79
2-Propanol	3.9	36	9.6	88
Methylene Chloride	9.8	1.9 J	34	6.6 J
Hexane	0.98	0.49 J	3.4	1.7 J
2-Butanone (Methyl Ethyl Ketone)	3.9	11	12	32
Tetrahydrofuran	0.98	0.83 J	2.9	2.4 J
Cyclohexane	0.98	0.73 J	3.4	2.5 J
2,2,4-Trimethylpentane	0.98	1.1	4.6	5.0
Benzene	0.98	38	3.1	120
Heptane	0.98	0.68 J	4.0	2.8 J

eurofins

Air Toxics

Summary of Detected Compounds
EPA METHOD TO-15 GC/MS FULL SCAN

Client Sample ID: VMP-18-5-071212

Lab ID#: 1207283A-11A

4-Methyl-2-pentanone	0.98	46	4.0	190
Toluene	0.98	13	3.7	50
2-Hexanone	3.9	~~0.52 J~~ U	16	~~2.2 J~~ U
Ethyl Benzene	0.98	0.64 J	4.2	2.8 J
m,p-Xylene	0.98	1.8	4.2	8.0
o-Xylene	0.98	0.59 J	4.2	~~2.5 J~~ U
Styrene	0.98	~~0.38 J~~ U	4.2	1.6 J
Cumene	0.98	5.0	4.8	25
Propylbenzene	0.98	~~0.16 J~~ U	4.8	~~0.77 J~~ U
4-Ethyltoluene	0.98	~~0.22 J~~ U	4.8	~~1.1 J~~ U
1,2,4-Trimethylbenzene	0.98	0.84 J	4.8	4.1 J
Butane	3.9	2.0 J	9.3	4.6 J
Isopentane	3.9	2.7 J	12	7.9 J

Client Sample ID: VMP-19-5-071112

Lab ID#: 1207283A-12A

Compound	Rpt. Limit (ppbv)	Amount (ppbv)	Rpt. Limit (ug/m3)	Amount (ug/m3)
Freon 11	1.1	0.20 J	6.3	1.1 J
Ethanol	4.5	20	8.4	38
Acetone	11	36	26	85
Methylene Chloride	11	0.34 J	39	1.2 J
Hexane	1.1	0.28 J	3.9	0.98 J
2-Butanone (Methyl Ethyl Ketone)	4.5	10	13	30
Tetrahydrofuran	1.1	0.58 J	3.3	1.7 J
Benzene	1.1	26	3.6	82
Heptane	1.1	0.35 J	4.6	1.4 J
4-Methyl-2-pentanone	1.1	52	4.6	220
Toluene	1.1	16	4.2	59
2-Hexanone	4.5	~~0.64 J~~ U	18	~~2.6 J~~ U
Ethyl Benzene	1.1	0.74 J	4.8	3.2 J
m,p-Xylene	1.1	2.2	4.8	9.6
o-Xylene	1.1	0.70 J	4.8	3.0 J
Styrene	1.1	~~0.38 J~~ U	4.7	~~1.6 J~~ U
Cumene	1.1	8.5	5.5	42

eurofins | Air Toxics

Summary of Detected Compounds
EPA METHOD TO-15 GC/MS FULL SCAN

Client Sample ID: VMP-19-5-071112

Lab ID#: 1207283A-12A

Propylbenzene	1.1	0.22 J	5.5	1.1 J
4-Ethyltoluene	1.1	0.54 J	5.5	2.7 J
1,3,5-Trimethylbenzene	1.1	0.26 J	5.5	1.3 J
1,2,4-Trimethylbenzene	1.1	1.1	5.5	5.5
Isopentane	4.5	2.0 J	13	5.9 J

* Sample not usable due to helium results in the sample (7.1%) that were greater than 10% of the helium in the shroud (61.5%) Please see SDG 120807 0A/B for second sampling results.

* **Client Sample ID: VMP-20-5-071112**

Lab ID#: 1207283A-13A

Compound	Rpt. Limit (ppbv)	Amount (ppbv)	Rpt. Limit (ug/m3)	Amount (ug/m3)
Freon 11	1.2	0.71 J	6.5	4.0 J
Ethanol	4.7	3.3 J	8.8	6.1 J
Acetone	12	13	28	31
2-Propanol	4.7	2.5 J	11	6.1 J
Carbon Disulfide	4.7	3.7 J	14	12 J
Methylene Chloride	12	0.46 J	40	1.6 J
2-Butanone (Methyl Ethyl Ketone)	4.7	1.3 J	14	3.9 J
Toluene	1.2	0.62 J	4.4	2.4 J
2-Hexanone	4.7	0.066 J	19	0.27 J
4-Ethyltoluene	1.2	0.097 J	5.7	0.48 J
1,2,4-Trimethylbenzene	1.2	0.21 J	5.7	1.0 J
Isopentane	4.7	0.44 J	14	1.3 J

Client Sample ID: VMP-20-10-071112

Lab ID#: 1207283A-14A

Compound	Rpt. Limit (ppbv)	Amount (ppbv)	Rpt. Limit (ug/m3)	Amount (ug/m3)
Freon 12	0.98	0.38 J	4.8	1.9 J
Chloromethane	9.8	1.5 J	20	3.1 J
Freon 11	0.98	3.1	5.5	18
Ethanol	3.9	2.8 J	7.4	5.3 J
Acetone	9.8	15	23	35
2-Propanol	3.9	4.2	9.6	10
Carbon Disulfide	3.9	1.4 J	12	4.5 J

eurofins

Air Toxics

Summary of Detected Compounds
EPA METHOD TO-15 GC/MS FULL SCAN

Client Sample ID: VMP-20-10-071112

Lab ID#: 1207283A-14A

Methylene Chloride	9.8	0.42 J	34	1.4 J
2-Butanone (Methyl Ethyl Ketone)	3.9	2.6 J	12	7.7 J
Tetrahydrofuran	0.98	0.26 J	2.9	0.78 J
Benzene	0.98	1.0	3.1	3.3
Toluene	0.98	1.3	3.7	5.0
2-Hexanone	3.9	~~0.14 J~~ U	16	~~0.56 J~~ U
m,p-Xylene	0.98	~~0.21 J~~ U	4.2	~~0.93 J~~ U
Propylbenzene	0.98	~~0.078 J~~ U	4.8	~~0.38 J~~ U
4-Ethyltoluene	0.98	~~0.12 J~~ U	4.8	~~0.62 J~~ U
Isopentane	3.9	1.6 J	12	4.8 J

Client Sample ID: VMP-20-25-071112

Lab ID#: 1207283A-15A

Compound	Rpt. Limit (ppbv)	Amount (ppbv)	Rpt. Limit (ug/m3)	Amount (ug/m3)
Freon 12	1.0	0.51 J	5.0	2.5 J
Freon 11	1.0	14	5.6	80
Ethanol	4.0	9.1	7.6	17
Acetone	10	14	24	34
2-Propanol	4.0	34	9.9	84
Carbon Disulfide	4.0	2.2 J	12	6.8 J
2-Butanone (Methyl Ethyl Ketone)	4.0	2.0 J	12	6.0 J
Cyclohexane	1.0	0.32 J	3.4	1.1 J
Benzene	1.0	0.33 J	3.2	1.0 J
Heptane	1.0	0.77 J	4.1	3.2 J
Toluene	1.0	3.8	3.8	14
m,p-Xylene	1.0	~~0.29 J~~ U	4.4	~~1.2 J~~ U
Propylbenzene	1.0	~~0.084 J~~ U	4.9	~~0.41 J~~ U
4-Ethyltoluene	1.0	~~0.15 J~~ U	4.9	~~0.72 J~~ U
1,2,4-Trimethylbenzene	1.0	~~0.35 J~~ U	4.9	~~1.7 J~~ U
Isopentane	4.0	1.9 J	12	5.5 J

Client Sample ID: VMP-21-5-071012

Lab ID#: 1207283A-16A

eurofins

Air Toxics

Summary of Detected Compounds
EPA METHOD TO-15 GC/MS FULL SCAN

Client Sample ID: VMP-21-5-071012

Lab ID#: 1207283A-16A

Compound	Rpt. Limit (ppbv)	Amount (ppbv)	Rpt. Limit (ug/m3)	Amount (ug/m3)
Freon 12	1.1	0.42 J	5.2	2.1 J
Freon 11	1.1	0.28 J	6.0	1.6 J
Ethanol	4.2	79	8.0	150
Acetone	11	51	25	120
2-Propanol	4.2	86	10	210
Hexane	1.1	0.99 J	3.7	3.5 J
2-Butanone (Methyl Ethyl Ketone)	4.2	6.9	12	20
Tetrahydrofuran	1.1	6.8	3.1	20
Cyclohexane	1.1	8.1	3.6	28
Benzene	1.1	0.94 J	3.4	3.0 J
Heptane	1.1	0.66 J	4.3	2.7 J
4-Methyl-2-pentanone	1.1	~~0.37 J~~ U	4.3	~~1.5 J~~ U
Toluene	1.1	2.7	4.0	10
2-Hexanone	4.2	~~0.21 J~~ U	17	~~0.86 J~~ U
Chlorobenzene	1.1	~~0.47 J~~ U	4.9	~~2.2 J~~ U
Ethyl Benzene	1.1	8.3	4.6	36
m,p-Xylene	1.1	27	4.6	120
o-Xylene	1.1	5.0	4.6	22
Styrene	1.1	0.35 J	4.5	1.5 J
Cumene	1.1	0.54 J	5.2	2.7 J
Propylbenzene	1.1	1.7	5.2	8.4
4-Ethyltoluene	1.1	5.2	5.2	25
1,3,5-Trimethylbenzene	1.1	3.7	5.2	18
1,2,4-Trimethylbenzene	1.1	9.8	5.2	48
Isopentane	4.2	2.2 J	12	6.5 J

Client Sample ID: VMP-21-10-071012

Lab ID#: 1207283A-17A

Compound	Rpt. Limit (ppbv)	Amount (ppbv)	Rpt. Limit (ug/m3)	Amount (ug/m3)
Freon 11	1.0	0.21 J	5.6	1.2 J
Ethanol	4.0	4.0	7.6	7.5
Acetone	10	23	24	55

eurofins

Air Toxics

Summary of Detected Compounds
EPA METHOD TO-15 GC/MS FULL SCAN

Client Sample ID: VMP-21-10-071012

Lab ID#: 1207283A-17A

2-Propanol	4.0	0.90 J	9.9	2.2 J
Carbon Disulfide	4.0	1.4 J	12	4.3 J
Methylene Chloride	10	0.39 J	35	1.4 J
2-Butanone (Methyl Ethyl Ketone)	4.0	2.2 J	12	6.5 J
Tetrahydrofuran	1.0	1.3	3.0	3.8
Cyclohexane	1.0	0.20 J	3.4	0.68 J
Benzene	1.0	0.58 J	3.2	1.8 J
Toluene	1.0	~~0.40 J~~ U	3.8	~~1.5 J~~ U
Tetrachloroethene	1.0	0.37 J	6.8	2.5 J
m,p-Xylene	1.0	~~0.37 J~~ U	4.4	~~1.6 J~~ U
1,2,4-Trimethylbenzene	1.0	~~0.18 J~~ U	4.9	~~0.89 J~~ U
Isopentane	4.0	1.5 J	12	4.3 J

Client Sample ID: VMP-21-25-071112

Lab ID#: 1207283A-18A

Compound	Rpt. Limit (ppbv)	Amount (ppbv)	Rpt. Limit (ug/m3)	Amount (ug/m3)
Freon 12	0.92	0.45 J	4.5	2.2 J
Freon 11	0.92	0.20 J	5.1	1.1 J
Ethanol	3.7	8.3	6.9	16
Acetone	9.2	12	22	28
2-Propanol	3.7	5.9	9.0	15
Carbon Disulfide	3.7	1.5 J	11	4.6 J
Methylene Chloride	9.2	0.83 J	32	2.9 J
2-Butanone (Methyl Ethyl Ketone)	3.7	1.4 J	11	4.0 J
Tetrahydrofuran	0.92	0.45 J	2.7	1.3 J
Cyclohexane	0.92	0.32 J	3.1	1.1 J
2,2,4-Trimethylpentane	0.92	3.2	4.3	15
Benzene	0.92	0.31 J	2.9	0.98 J
Heptane	0.92	0.47 J	3.7	1.9 J
4-Methyl-2-pentanone	0.92	0.85 J	3.7	3.5 J
Toluene	0.92	1.8	3.4	6.7
Tetrachloroethene	0.92	1.3	6.2	9.1
m,p-Xylene	0.92	~~0.30 J~~	4.0	~~1.3 J~~
Cumene	0.92	~~0.13 J~~	4.5	~~0.64 J~~

eurofins

Air Toxics

Summary of Detected Compounds
EPA METHOD TO-15 GC/MS FULL SCAN

Client Sample ID: VMP-21-25-071112

Lab ID#: 1207283A-18A

Propylbenzene	0.92	~~0.093 J~~ U	4.5	~~0.46 J~~ U
4-Ethyltoluene	0.92	~~0.20 J~~ U	4.5	~~0.97 J~~ U
1,2,4-Trimethylbenzene	0.92	~~0.18 J~~ U	4.5	~~0.86 J~~ U
Butane	3.7	4.6	8.7	11
Isopentane	3.7	4.0	11	12

Client Sample ID: VMP-21-33-071112

Lab ID#: 1207283A-19A

Compound	Rpt. Limit (ppbv)	Amount (ppbv)	Rpt. Limit (ug/m3)	Amount (ug/m3)
Freon 12	0.98	0.62 J	4.8	3.1 J
Ethanol	3.9	3.6 J	7.4	6.7 J
Acetone	9.8	18	23	44
2-Propanol	3.9	1.4 J	9.6	3.4 J
Carbon Disulfide	3.9	1.3 J	12	4.2 J
Methylene Chloride	9.8	0.37 J	34	1.3 J
2-Butanone (Methyl Ethyl Ketone)	3.9	2.4 J	12	7.0 J
Tetrahydrofuran	0.98	0.59 J	2.9	1.7 J
Benzene	0.98	0.35 J	3.1	1.1 J
Toluene	0.98	~~0.55 J~~ U	3.7	~~2.1 J~~ U
Tetrachloroethene	0.98	0.32 J	6.6	2.2 J
2-Hexanone	3.9	~~0.29 J~~ U	16	~~1.2 J~~ U
m,p-Xylene	0.98	~~0.17 J~~ U	4.2	~~0.74 J~~ U
1,2,4-Trimethylbenzene	0.98	~~0.24 J~~ U	4.8	~~1.2 J~~ U
Butane	3.9	8.0	9.3	19
Isopentane	3.9	3.1 J	12	9.1 J

Client Sample ID: VMP-22-5-070912

Lab ID#: 1207283A-20A

Compound	Rpt. Limit (ppbv)	Amount (ppbv)	Rpt. Limit (ug/m3)	Amount (ug/m3)
Freon 12	1.1	0.40 J	5.4	2.0 J
Freon 11	1.1	0.24 J	6.1	1.3 J
Ethanol	4.3	2.8 J	8.2	5.3 J

eurofins

Air Toxics

Summary of Detected Compounds
EPA METHOD TO-15 GC/MS FULL SCAN

Client Sample ID: VMP-22-5-070912

Lab ID#: 1207283A-20A

Acetone	11	14	26	34
2-Propanol	4.3	3.4 J	11	8.3 J
Carbon Disulfide	4.3	2.4 J	14	7.4 J
2-Butanone (Methyl Ethyl Ketone)	4.3	1.2 J	13	3.7 J
2,2,4-Trimethylpentane	1.1	0.52 J	5.1	2.4 J
Benzene	1.1	0.39 J	3.5	1.2 J
Heptane	1.1	0.73 J	4.4	3.0 J
Toluene	1.1	2.7	4.1	10
Ethyl Benzene	1.1	1.2	4.7	5.2
m,p-Xylene	1.1	2.3	4.7	9.9
o-Xylene	1.1	0.66 J	4.7	2.8 J
Propylbenzene	1.1	~~0.13 J~~ 4	5.3	~~0.64 J~~ 4
1,2,4-Trimethylbenzene	1.1	~~0.16 J~~ 4	5.3	~~0.80 J~~ 4
Isopentane	4.3	0.57 J	13	1.7 J

eurofins | Air Toxics

Client Sample ID: VMP-5-10-071212

Lab ID#: 1207283A-01A

EPA METHOD TO-15 GC/MS FULL SCAN

File Name:	2071810	**Date of Collection:**	7/12/12 2:08:00 PM
Dil. Factor:	2.06	**Date of Analysis:**	7/18/12 04:03 PM

Compound	Rpt. Limit (ppbv)	Amount (ppbv)	Rpt. Limit (ug/m3)	Amount (ug/m3)
Freon 12	1.0	0.45 J	5.1	2.2 J
Freon 114	1.0	Not Detected	7.2	Not Detected
Chloromethane	10	Not Detected	21	Not Detected
Vinyl Chloride	1.0	Not Detected	2.6	Not Detected
1,3-Butadiene	1.0	Not Detected	2.3	Not Detected
Bromomethane	10	Not Detected	40	Not Detected
Chloroethane	4.1	Not Detected	11	Not Detected
Freon 11	1.0	0.24 J	5.8	1.4 J
Ethanol	4.1	5.8	7.8	11
Freon 113	1.0	Not Detected	7.9	Not Detected
1,1-Dichloroethene	1.0	Not Detected	4.1	Not Detected
Acetone	10	20	24	48
2-Propanol	4.1	4.1	10	10
Carbon Disulfide	4.1	Not Detected	13	Not Detected
3-Chloropropene	4.1	Not Detected	13	Not Detected
Methylene Chloride	10	Not Detected	36	Not Detected
Methyl tert-butyl ether	1.0	Not Detected	3.7	Not Detected
trans-1,2-Dichloroethene	1.0	Not Detected	4.1	Not Detected
Hexane	1.0	0.34 J	3.6	1.2 J
1,1-Dichloroethane	1.0	Not Detected	4.2	Not Detected
2-Butanone (Methyl Ethyl Ketone)	4.1	1.4 J	12	4.0 J
cis-1,2-Dichloroethene	1.0	Not Detected	4.1	Not Detected
Tetrahydrofuran	1.0	Not Detected	3.0	Not Detected
Chloroform	1.0	0.31 J	5.0	1.5 J
1,1,1-Trichloroethane	1.0	Not Detected	5.6	Not Detected
Cyclohexane	1.0	Not Detected	3.5	Not Detected
Carbon Tetrachloride	1.0	Not Detected	6.5	Not Detected
2,2,4-Trimethylpentane	1.0	Not Detected	4.8	Not Detected
Benzene	1.0	0.55 J	3.3	1.8 J
1,2-Dichloroethane	1.0	Not Detected	4.2	Not Detected
Heptane	1.0	0.42 J	4.2	1.7 J
Trichloroethene	1.0	Not Detected	5.5	Not Detected
1,2-Dichloropropane	1.0	Not Detected	4.8	Not Detected
1,4-Dioxane	4.1	Not Detected	15	Not Detected
Bromodichloromethane	1.0	Not Detected	6.9	Not Detected
cis-1,3-Dichloropropene	1.0	Not Detected	4.7	Not Detected
4-Methyl-2-pentanone	1.0	~~0.39 J~~ U	4.2	~~1.6 J~~ U
Toluene	1.0	1.0	3.9	3.9
trans-1,3-Dichloropropene	1.0	Not Detected	4.7	Not Detected
1,1,2-Trichloroethane	1.0	Not Detected	5.6	Not Detected
Tetrachloroethene	1.0	Not Detected	7.0	Not Detected
2-Hexanone	4.1	Not Detected	17	Not Detected

eurofins

Air Toxics

Client Sample ID: VMP-5-10-071212

Lab ID#: 1207283A-01A

EPA METHOD TO-15 GC/MS FULL SCAN

File Name:	2071810	Date of Collection:	7/12/12 2:08:00 PM
Dil. Factor:	2.06	Date of Analysis:	7/18/12 04:03 PM

Compound	Rpt. Limit (ppbv)	Amount (ppbv)	Rpt. Limit (ug/m3)	Amount (ug/m3)
Dibromochloromethane	1.0	Not Detected	8.8	Not Detected
1,2-Dibromoethane (EDB)	1.0	Not Detected	7.9	Not Detected
Chlorobenzene	1.0	Not Detected	4.7	Not Detected
Ethyl Benzene	1.0	1.0	4.5	4.3
m,p-Xylene	1.0	2.6	4.5	12
o-Xylene	1.0	0.84 J	4.5	3.6 J
Styrene	1.0	~~0.64 J~~ U	4.4	~~2.7 J~~ U
Bromoform	1.0	Not Detected	11	Not Detected
Cumene	1.0	Not Detected	5.1	Not Detected
1,1,2,2-Tetrachloroethane	1.0	Not Detected	7.1	Not Detected
Propylbenzene	1.0	0.66 J	5.1	3.3 J
4-Ethyltoluene	1.0	2.6	5.1	12
1,3,5-Trimethylbenzene	1.0	4.6	5.1	22
1,2,4-Trimethylbenzene	1.0	26	5.1	120
1,3-Dichlorobenzene	1.0	Not Detected	6.2	Not Detected
1,4-Dichlorobenzene	1.0	Not Detected	6.2	Not Detected
alpha-Chlorotoluene	1.0	Not Detected UJ	5.3	Not Detected UJ
1,2-Dichlorobenzene	1.0	Not Detected	6.2	Not Detected
1,2,4-Trichlorobenzene	4.1	Not Detected	30	Not Detected
Hexachlorobutadiene	4.1	Not Detected	44	Not Detected
Butane	4.1	Not Detected	9.8	Not Detected
Isopentane	4.1	1.6 J	12	4.7 J

J = Estimated value.

Container Type: 1 Liter Summa Canister

Surrogates	%Recovery	Method Limits
Toluene-d8	107	70-130
1,2-Dichloroethane-d4	102	70-130
4-Bromofluorobenzene	95	70-130

eurofins

Air Toxics

Client Sample ID: VMP-5-31-071212

Lab ID#: 1207283A-02A

EPA METHOD TO-15 GC/MS FULL SCAN

File Name:	2071811	Date of Collection:	7/12/12 3:12:00 PM
Dil. Factor:	2.01	Date of Analysis:	7/18/12 04:42 PM

Compound	Rpt. Limit (ppbv)	Amount (ppbv)	Rpt. Limit (ug/m3)	Amount (ug/m3)
Freon 12	1.0	0.35 J	5.0	1.7 J
Freon 114	1.0	Not Detected	7.0	Not Detected
Chloromethane	10	Not Detected	21	Not Detected
Vinyl Chloride	1.0	Not Detected	2.6	Not Detected
1,3-Butadiene	1.0	Not Detected	2.2	Not Detected
Bromomethane	10	Not Detected	39	Not Detected
Chloroethane	4.0	Not Detected	11	Not Detected
Freon 11	1.0	0.26 J	5.6	1.5 J
Ethanol	4.0	11	7.6	21
Freon 113	1.0	Not Detected	7.7	Not Detected
1,1-Dichloroethene	1.0	Not Detected	4.0	Not Detected
Acetone	10	47	24	110
2-Propanol	4.0	6.0	9.9	15
Carbon Disulfide	4.0	2.4 J	12	7.6 J
3-Chloropropene	4.0	Not Detected	12	Not Detected
Methylene Chloride	10	0.37 J	35	1.3 J
Methyl tert-butyl ether	1.0	Not Detected	3.6	Not Detected
trans-1,2-Dichloroethene	1.0	Not Detected	4.0	Not Detected
Hexane	1.0	16	3.5	57
1,1-Dichloroethane	1.0	Not Detected	4.1	Not Detected
2-Butanone (Methyl Ethyl Ketone)	4.0	4.8	12	14
cis-1,2-Dichloroethene	1.0	Not Detected	4.0	Not Detected
Tetrahydrofuran	1.0	Not Detected	3.0	Not Detected
Chloroform	1.0	4.7	4.9	23
1,1,1-Trichloroethane	1.0	Not Detected	5.5	Not Detected
Cyclohexane	1.0	7.2	3.4	25
Carbon Tetrachloride	1.0	Not Detected	6.3	Not Detected
2,2,4-Trimethylpentane	1.0	64	4.7	300
Benzene	1.0	1.4	3.2	4.4
1,2-Dichloroethane	1.0	Not Detected	4.1	Not Detected
Heptane	1.0	4.1	4.1	17
Trichloroethene	1.0	Not Detected	5.4	Not Detected
1,2-Dichloropropane	1.0	Not Detected	4.6	Not Detected
1,4-Dioxane	4.0	Not Detected	14	Not Detected
Bromodichloromethane	1.0	Not Detected	6.7	Not Detected
cis-1,3-Dichloropropene	1.0	Not Detected	4.6	Not Detected
4-Methyl-2-pentanone	1.0	3.8	4.1	16
Toluene	1.0	2.2	3.8	8.2
trans-1,3-Dichloropropene	1.0	Not Detected	4.6	Not Detected
1,1,2-Trichloroethane	1.0	Not Detected	5.5	Not Detected
Tetrachloroethene	1.0	Not Detected	6.8	Not Detected
2-Hexanone	4.0	Not Detected	16	Not Detected

eurofins

Air Toxics

Client Sample ID: VMP-5-31-071212

Lab ID#: 1207283A-02A

EPA METHOD TO-15 GC/MS FULL SCAN

File Name:	2071811	Date of Collection:	7/12/12 3:12:00 PM
Dil. Factor:	2.01	Date of Analysis:	7/18/12 04:42 PM

Compound	Rpt. Limit (ppbv)	Amount (ppbv)	Rpt. Limit (ug/m3)	Amount (ug/m3)
Dibromochloromethane	1.0	Not Detected	8.6	Not Detected
1,2-Dibromoethane (EDB)	1.0	Not Detected	7.7	Not Detected
Chlorobenzene	1.0	0.40 J	4.6	1.8 J
Ethyl Benzene	1.0	Not Detected	4.4	Not Detected
m,p-Xylene	1.0	0.48 J	4.4	2.1 J
o-Xylene	1.0	Not Detected	4.4	Not Detected
Styrene	1.0	Not Detected	4.3	Not Detected
Bromoform	1.0	Not Detected	10	Not Detected
Cumene	1.0	0.50 J	4.9	2.4 J
1,1,2,2-Tetrachloroethane	1.0	Not Detected	6.9	Not Detected
Propylbenzene	1.0	0.10 J	4.9	0.49 J
4-Ethyltoluene	1.0	0.16 J	4.9	0.81 J
1,3,5-Trimethylbenzene	1.0	Not Detected	4.9	Not Detected
1,2,4-Trimethylbenzene	1.0	0.40 J	4.9	2.0 J
1,3-Dichlorobenzene	1.0	Not Detected	6.0	Not Detected
1,4-Dichlorobenzene	1.0	Not Detected	6.0	Not Detected
alpha-Chlorotoluene	1.0	Not Detected UJ	5.2	Not Detected UJ
1,2-Dichlorobenzene	1.0	Not Detected	6.0	Not Detected
1,2,4-Trichlorobenzene	4.0	Not Detected	30	Not Detected
Hexachlorobutadiene	4.0	Not Detected	43	Not Detected
Butane	4.0	110	9.6	260
Isopentane	4.0	160	12	470

J = Estimated value.

Container Type: 1 Liter Summa Canister

Surrogates	%Recovery	Method Limits
Toluene-d8	110	70-130
1,2-Dichloroethane-d4	103	70-130
4-Bromofluorobenzene	96	70-130

eurofins | Air Toxics

Client Sample ID: VMP-5-40-071212

Lab ID#: 1207283A-03A

EPA METHOD TO-15 GC/MS FULL SCAN

File Name:	**2071812**	**Date of Collection:**	**7/12/12 4:04:00 PM**
Dil. Factor:	**20.1**	**Date of Analysis:**	**7/18/12 05:10 PM**

Compound	Rpt. Limit (ppbv)	Amount (ppbv)	Rpt. Limit (ug/m3)	Amount (ug/m3)
Freon 12	10	Not Detected	50	Not Detected
Freon 114	10	Not Detected	70	Not Detected
Chloromethane	100	Not Detected	210	Not Detected
Vinyl Chloride	10	Not Detected	26	Not Detected
1,3-Butadiene	10	Not Detected	22	Not Detected
Bromomethane	100	Not Detected	390	Not Detected
Chloroethane	40	Not Detected	110	Not Detected
Freon 11	10	Not Detected	56	Not Detected
Ethanol	40	Not Detected	76	Not Detected
Freon 113	10	Not Detected	77	Not Detected
1,1-Dichloroethene	10	Not Detected	40	Not Detected
Acetone	100	210	240	490
2-Propanol	40	Not Detected	99	Not Detected
Carbon Disulfide	40	Not Detected	120	Not Detected
3-Chloropropene	40	Not Detected	120	Not Detected
Methylene Chloride	100	Not Detected	350	Not Detected
Methyl tert-butyl ether	10	Not Detected	36	Not Detected
trans-1,2-Dichloroethene	10	Not Detected	40	Not Detected
Hexane	10	5.8 J	35	20 J
1,1-Dichloroethane	10	Not Detected	41	Not Detected
2-Butanone (Methyl Ethyl Ketone)	40	Not Detected	120	Not Detected
cis-1,2-Dichloroethene	10	Not Detected	40	Not Detected
Tetrahydrofuran	10	Not Detected	30	Not Detected
Chloroform	10	9.4 J	49	46 J
1,1,1-Trichloroethane	10	Not Detected	55	Not Detected
Cyclohexane	10	4.7 J	34	16 J
Carbon Tetrachloride	10	Not Detected	63	Not Detected
2,2,4-Trimethylpentane	10	420	47	2000
Benzene	10	Not Detected	32	Not Detected
1,2-Dichloroethane	10	Not Detected	41	Not Detected
Heptane	10	Not Detected	41	Not Detected
Trichloroethene	10	Not Detected	54	Not Detected
1,2-Dichloropropane	10	Not Detected	46	Not Detected
1,4-Dioxane	40	Not Detected	140	Not Detected
Bromodichloromethane	10	Not Detected	67	Not Detected
cis-1,3-Dichloropropene	10	Not Detected	46	Not Detected
4-Methyl-2-pentanone	10	Not Detected	41	Not Detected
Toluene	10	Not Detected	38	Not Detected
trans-1,3-Dichloropropene	10	Not Detected	46	Not Detected
1,1,2-Trichloroethane	10	Not Detected	55	Not Detected
Tetrachloroethene	10	Not Detected	68	Not Detected
2-Hexanone	40	Not Detected	160	Not Detected

eurofins

Air Toxics

Client Sample ID: VMP-5-40-071212

Lab ID#: 1207283A-03A

EPA METHOD TO-15 GC/MS FULL SCAN

File Name:	**2071812**	**Date of Collection: 7/12/12 4:04:00 PM**	
Dil. Factor:	**20.1**	**Date of Analysis: 7/18/12 05:10 PM**	

Compound	Rpt. Limit (ppbv)	Amount (ppbv)	Rpt. Limit (ug/m3)	Amount (ug/m3)
Dibromochloromethane	10	Not Detected	86	Not Detected
1,2-Dibromoethane (EDB)	10	Not Detected	77	Not Detected
Chlorobenzene	10	Not Detected	46	Not Detected
Ethyl Benzene	10	Not Detected	44	Not Detected
m,p-Xylene	10	Not Detected	44	Not Detected
o-Xylene	10	Not Detected	44	Not Detected
Styrene	10	Not Detected	43	Not Detected
Bromoform	10	Not Detected	100	Not Detected
Cumene	10	Not Detected	49	Not Detected
1,1,2,2-Tetrachloroethane	10	Not Detected	69	Not Detected
Propylbenzene	10	Not Detected	49	Not Detected
4-Ethyltoluene	10	Not Detected	49	Not Detected
1,3,5-Trimethylbenzene	10	Not Detected	49	Not Detected
1,2,4-Trimethylbenzene	10	Not Detected	49	Not Detected
1,3-Dichlorobenzene	10	Not Detected	60	Not Detected
1,4-Dichlorobenzene	10	Not Detected	60	Not Detected
alpha-Chlorotoluene	10	Not Detected UJ	52	Not Detected UJ
1,2-Dichlorobenzene	10	Not Detected	60	Not Detected
1,2,4-Trichlorobenzene	40	Not Detected	300	Not Detected
Hexachlorobutadiene	40	Not Detected	430	Not Detected
Butane	40	260	96	630
Isopentane	40	2600	120	7600

J = Estimated value.

Container Type: 1 Liter Summa Canister

Surrogates	%Recovery	Method Limits
Toluene-d8	113	70-130
1,2-Dichloroethane-d4	97	70-130
4-Bromofluorobenzene	87	70-130

Client Sample ID: VMP-5-40-071212 Lab Duplicate

Lab ID#: 1207283A-03AA

EPA METHOD TO-15 GC/MS FULL SCAN

File Name:	**2071821**	**Date of Collection:**	**7/12/12 4:04:00 PM**
Dil. Factor:	**20.1**	**Date of Analysis:**	**7/18/12 10:26 PM**

Compound	Rpt. Limit (ppbv)	Amount (ppbv)	Rpt. Limit (ug/m3)	Amount (ug/m3)
Freon 12	10	Not Detected	50	Not Detected
Freon 114	10	Not Detected	70	Not Detected
Chloromethane	100	Not Detected	210	Not Detected
Vinyl Chloride	10	Not Detected	26	Not Detected
1,3-Butadiene	10	Not Detected	22	Not Detected
Bromomethane	100	Not Detected	390	Not Detected
Chloroethane	40	Not Detected	110	Not Detected
Freon 11	10	Not Detected	56	Not Detected
Ethanol	40	Not Detected	76	Not Detected
Freon 113	10	Not Detected	77	Not Detected
1,1-Dichloroethene	10	Not Detected	40	Not Detected
Acetone	100	180	240	440
2-Propanol	40	Not Detected	99	Not Detected
Carbon Disulfide	40	Not Detected	120	Not Detected
3-Chloropropene	40	Not Detected	120	Not Detected
Methylene Chloride	100	Not Detected	350	Not Detected
Methyl tert-butyl ether	10	Not Detected	36	Not Detected
trans-1,2-Dichloroethene	10	Not Detected	40	Not Detected
Hexane	10	4.1 J	35	14 J
1,1-Dichloroethane	10	Not Detected	41	Not Detected
2-Butanone (Methyl Ethyl Ketone)	40	Not Detected	120	Not Detected
cis-1,2-Dichloroethene	10	Not Detected	40	Not Detected
Tetrahydrofuran	10	Not Detected	30	Not Detected
Chloroform	10	8.0 J	49	39 J
1,1,1-Trichloroethane	10	Not Detected	55	Not Detected
Cyclohexane	10	3.5 J	34	12 J
Carbon Tetrachloride	10	Not Detected	63	Not Detected
2,2,4-Trimethylpentane	10	370	47	1700
Benzene	10	Not Detected	32	Not Detected
1,2-Dichloroethane	10	Not Detected	41	Not Detected
Heptane	10	Not Detected	41	Not Detected
Trichloroethene	10	Not Detected	54	Not Detected
1,2-Dichloropropane	10	Not Detected	46	Not Detected
1,4-Dioxane	40	Not Detected	140	Not Detected
Bromodichloromethane	10	Not Detected	67	Not Detected
cis-1,3-Dichloropropene	10	Not Detected	46	Not Detected
4-Methyl-2-pentanone	10	Not Detected	41	Not Detected
Toluene	10	Not Detected	38	Not Detected
trans-1,3-Dichloropropene	10	Not Detected	46	Not Detected
1,1,2-Trichloroethane	10	Not Detected	55	Not Detected
Tetrachloroethene	10	Not Detected	68	Not Detected
2-Hexanone	40	Not Detected	160	Not Detected

eurofins | Air Toxics

Client Sample ID: VMP-5-40-071212 Lab Duplicate
Lab ID#: 1207283A-03AA
EPA METHOD TO-15 GC/MS FULL SCAN

File Name:	2071821	**Date of Collection:**	7/12/12 4:04:00 PM
Dil. Factor:	20.1	**Date of Analysis:**	7/18/12 10:26 PM

Compound	Rpt. Limit (ppbv)	Amount (ppbv)	Rpt. Limit (ug/m3)	Amount (ug/m3)
Dibromochloromethane	10	Not Detected	86	Not Detected
1,2-Dibromoethane (EDB)	10	Not Detected	77	Not Detected
Chlorobenzene	10	Not Detected	46	Not Detected
Ethyl Benzene	10	Not Detected	44	Not Detected
m,p-Xylene	10	Not Detected	44	Not Detected
o-Xylene	10	Not Detected	44	Not Detected
Styrene	10	Not Detected	43	Not Detected
Bromoform	10	Not Detected	100	Not Detected
Cumene	10	Not Detected	49	Not Detected
1,1,2,2-Tetrachloroethane	10	Not Detected	69	Not Detected
Propylbenzene	10	Not Detected	49	Not Detected
4-Ethyltoluene	10	Not Detected	49	Not Detected
1,3,5-Trimethylbenzene	10	Not Detected	49	Not Detected
1,2,4-Trimethylbenzene	10	Not Detected	49	Not Detected
1,3-Dichlorobenzene	10	Not Detected	60	Not Detected
1,4-Dichlorobenzene	10	Not Detected	60	Not Detected
alpha-Chlorotoluene	10	Not Detected	52	Not Detected
1,2-Dichlorobenzene	10	Not Detected	60	Not Detected
1,2,4-Trichlorobenzene	40	Not Detected	300	Not Detected
Hexachlorobutadiene	40	Not Detected	430	Not Detected
Butane	40	270	96	650
Isopentane	40	2300	120	6900

J = Estimated value.

Container Type: 1 Liter Summa Canister

Surrogates	%Recovery	Method Limits
Toluene-d8	112	70-130
1,2-Dichloroethane-d4	95	70-130
4-Bromofluorobenzene	92	70-130

eurofins | Air Toxics

* Sample not usable due to helium results in the sample (22%) that were greater than 10% of the helium in the shroud (51.3%). Please see SDG 120807OA,B for second sampling results

*** Client Sample ID: VMP-8-5-071312**

Lab ID#: I207283A-04A

EPA METHOD TO-15 GC/MS FULL SCAN

File Name:	**2071813**	**Date of Collection: 7/13/12 9:24:00 AM**	
Dil. Factor:	**1.61**	**Date of Analysis: 7/18/12 05:46 PM**	

Compound	Rpt. Limit (ppbv)	Amount (ppbv)	Rpt. Limit (ug/m3)	Amount (ug/m3)
Freon 12	0.80	0.34 J	4.0	1.7 J
Freon 114	0.80	Not Detected	5.6	Not Detected
Chloromethane	8.0	Not Detected	17	Not Detected
Vinyl Chloride	0.80	Not Detected	2.0	Not Detected
1,3-Butadiene	0.80	Not Detected	1.8	Not Detected
Bromomethane	8.0	Not Detected	31	Not Detected
Chloroethane	3.2	Not Detected	8.5	Not Detected
Freon 11	0.80	Not Detected	4.5	Not Detected
Ethanol	3.2	4.5	6.1	8.6
Freon 113	0.80	Not Detected	6.2	Not Detected
1,1-Dichloroethene	0.80	Not Detected	3.2	Not Detected
Acetone	8.0	22	19	52
2-Propanol	3.2	1.8 J	7.9	4.4 J
Carbon Disulfide	3.2	Not Detected	10	Not Detected
3-Chloropropene	3.2	Not Detected	10	Not Detected
Methylene Chloride	8.0	0.42 J	28	1.5 J
Methyl tert-butyl ether	0.80	Not Detected	2.9	Not Detected
trans-1,2-Dichloroethene	0.80	Not Detected	3.2	Not Detected
Hexane	0.80	0.20 J	2.8	0.72 J
1,1-Dichloroethane	0.80	Not Detected	3.2	Not Detected
2-Butanone (Methyl Ethyl Ketone)	3.2	2.9 J	9.5	8.6 J
cis-1,2-Dichloroethene	0.80	Not Detected	3.2	Not Detected
Tetrahydrofuran	0.80	Not Detected	2.4	Not Detected
Chloroform	0.80	0.25 J	3.9	1.2 J
1,1,1-Trichloroethane	0.80	Not Detected	4.4	Not Detected
Cyclohexane	0.80	Not Detected	2.8	Not Detected
Carbon Tetrachloride	0.80	Not Detected	5.1	Not Detected
2,2,4-Trimethylpentane	0.80	Not Detected	3.8	Not Detected
Benzene	0.80	0.26 J	2.6	0.84 J
1,2-Dichloroethane	0.80	Not Detected	3.2	Not Detected
Heptane	0.80	Not Detected	3.3	Not Detected
Trichloroethene	0.80	Not Detected	4.3	Not Detected
1,2-Dichloropropane	0.80	0.37 J	3.7	1.7 J
1,4-Dioxane	3.2	Not Detected	12	Not Detected
Bromodichloromethane	0.80	Not Detected	5.4	Not Detected
cis-1,3-Dichloropropene	0.80	Not Detected	3.6	Not Detected
4-Methyl-2-pentanone	0.80	0.25 J	3.3	1.0 J
Toluene	0.80	0.41 J	3.0	1.6 J
trans-1,3-Dichloropropene	0.80	Not Detected	3.6	Not Detected
1,1,2-Trichloroethane	0.80	Not Detected	4.4	Not Detected
Tetrachloroethene	0.80	Not Detected	5.5	Not Detected
2-Hexanone	3.2	0.14 J	13	0.56 J

eurofins | Air Toxics

Client Sample ID: VMP-8-5-071312

Lab ID#: 1207283A-04A

EPA METHOD TO-15 GC/MS FULL SCAN

File Name:	**2071813**	**Date of Collection: 7/13/12 9:24:00 AM**	
Dil. Factor:	**1.61**	**Date of Analysis: 7/18/12 05:46 PM**	

Compound	Rpt. Limit (ppbv)	Amount (ppbv)	Rpt. Limit (ug/m3)	Amount (ug/m3)
Dibromochloromethane	0.80	Not Detected	6.8	Not Detected
1,2-Dibromoethane (EDB)	0.80	Not Detected	6.2	Not Detected
Chlorobenzene	0.80	Not Detected	3.7	Not Detected
Ethyl Benzene	0.80	Not Detected	3.5	Not Detected
m,p-Xylene	0.80	0.15 J	3.5	0.66 J
o-Xylene	0.80	Not Detected	3.5	Not Detected
Styrene	0.80	Not Detected	3.4	Not Detected
Bromoform	0.80	Not Detected	8.3	Not Detected
Cumene	0.80	Not Detected	4.0	Not Detected
1,1,2,2-Tetrachloroethane	0.80	Not Detected	5.5	Not Detected
Propylbenzene	0.80	0.065 J	4.0	0.32 J
4-Ethyltoluene	0.80	0.15 J	4.0	0.76 J
1,3,5-Trimethylbenzene	0.80	Not Detected	4.0	Not Detected
1,2,4-Trimethylbenzene	0.80	0.28 J	4.0	1.4 J
1,3-Dichlorobenzene	0.80	Not Detected	4.8	Not Detected
1,4-Dichlorobenzene	0.80	Not Detected	4.8	Not Detected
alpha-Chlorotoluene	0.80	Not Detected	4.2	Not Detected
1,2-Dichlorobenzene	0.80	Not Detected	4.8	Not Detected
1,2,4-Trichlorobenzene	3.2	Not Detected	24	Not Detected
Hexachlorobutadiene	3.2	Not Detected	34	Not Detected
Butane	3.2	Not Detected	7.6	Not Detected
Isopentane	3.2	0.74 J	9.5	2.2 J

J = Estimated value.

Container Type: 1 Liter Summa Canister

Surrogates	%Recovery	Method Limits
Toluene-d8	106	70-130
1,2-Dichloroethane-d4	100	70-130
4-Bromofluorobenzene	94	70-130

eurofins

Air Toxics

Client Sample ID: VMP-8-9.5-071312

Lab ID#: 1207283A-05A

EPA METHOD TO-15 GC/MS FULL SCAN

File Name:	2071814	Date of Collection:	7/13/12 10:21:00 AM
Dil. Factor:	1.87	Date of Analysis:	7/18/12 06:22 PM

Compound	Rpt. Limit (ppbv)	Amount (ppbv)	Rpt. Limit (ug/m3)	Amount (ug/m3)
Freon 12	0.94	0.48 J	4.6	2.4 J
Freon 114	0.94	Not Detected	6.5	Not Detected
Chloromethane	9.4	Not Detected	19	Not Detected
Vinyl Chloride	0.94	Not Detected	2.4	Not Detected
1,3-Butadiene	0.94	Not Detected	2.1	Not Detected
Bromomethane	9.4	Not Detected	36	Not Detected
Chloroethane	3.7	Not Detected	9.9	Not Detected
Freon 11	0.94	0.23 J	5.2	1.3 J
Ethanol	3.7	1.3 J	7.0	2.5 J
Freon 113	0.94	Not Detected	7.2	Not Detected
1,1-Dichloroethene	0.94	Not Detected	3.7	Not Detected
Acetone	9.4	4.7 J	22	11 J
2-Propanol	3.7	1.6 J	9.2	3.9 J
Carbon Disulfide	3.7	Not Detected	12	Not Detected
3-Chloropropene	3.7	Not Detected	12	Not Detected
Methylene Chloride	9.4	Not Detected	32	Not Detected
Methyl tert-butyl ether	0.94	Not Detected	3.4	Not Detected
trans-1,2-Dichloroethene	0.94	Not Detected	3.7	Not Detected
Hexane	0.94	Not Detected	3.3	Not Detected
1,1-Dichloroethane	0.94	Not Detected	3.8	Not Detected
2-Butanone (Methyl Ethyl Ketone)	3.7	Not Detected	11	Not Detected
cis-1,2-Dichloroethene	0.94	Not Detected	3.7	Not Detected
Tetrahydrofuran	0.94	Not Detected	2.8	Not Detected
Chloroform	0.94	Not Detected	4.6	Not Detected
1,1,1-Trichloroethane	0.94	Not Detected	5.1	Not Detected
Cyclohexane	0.94	Not Detected	3.2	Not Detected
Carbon Tetrachloride	0.94	Not Detected	5.9	Not Detected
2,2,4-Trimethylpentane	0.94	Not Detected	4.4	Not Detected
Benzene	0.94	Not Detected	3.0	Not Detected
1,2-Dichloroethane	0.94	Not Detected	3.8	Not Detected
Heptane	0.94	Not Detected	3.8	Not Detected
Trichloroethene	0.94	Not Detected	5.0	Not Detected
1,2-Dichloropropane	0.94	Not Detected	4.3	Not Detected
1,4-Dioxane	3.7	Not Detected	13	Not Detected
Bromodichloromethane	0.94	Not Detected	6.3	Not Detected
cis-1,3-Dichloropropene	0.94	Not Detected	4.2	Not Detected
4-Methyl-2-pentanone	0.94	Not Detected	3.8	Not Detected
Toluene	0.94	Not Detected	3.5	Not Detected
trans-1,3-Dichloropropene	0.94	Not Detected	4.2	Not Detected
1,1,2-Trichloroethane	0.94	Not Detected	5.1	Not Detected
Tetrachloroethene	0.94	Not Detected	6.3	Not Detected
2-Hexanone	3.7	Not Detected	15	Not Detected

eurofins | Air Toxics

Client Sample ID: VMP-8-9.5-071312

Lab ID#: 1207283A-05A

EPA METHOD TO-15 GC/MS FULL SCAN

File Name:	**2071814**	**Date of Collection: 7/13/12 10:21:00 AM**	
Dil. Factor:	**1.87**	**Date of Analysis: 7/18/12 06:22 PM**	

Compound	Rpt. Limit (ppbv)	Amount (ppbv)	Rpt. Limit (ug/m3)	Amount (ug/m3)
Dibromochloromethane	0.94	Not Detected	8.0	Not Detected
1,2-Dibromoethane (EDB)	0.94	Not Detected	7.2	Not Detected
Chlorobenzene	0.94	Not Detected	4.3	Not Detected
Ethyl Benzene	0.94	Not Detected	4.0	Not Detected
m,p-Xylene	0.94	Not Detected	4.1	Not Detected
o-Xylene	0.94	Not Detected	4.1	Not Detected
Styrene	0.94	Not Detected	4.0	Not Detected
Bromoform	0.94	Not Detected	9.7	Not Detected
Cumene	0.94	Not Detected	4.6	Not Detected
1,1,2,2-Tetrachloroethane	0.94	Not Detected	6.4	Not Detected
Propylbenzene	0.94	Not Detected	4.6	Not Detected
4-Ethyltoluene	0.94	Not Detected	4.6	Not Detected
1,3,5-Trimethylbenzene	0.94	Not Detected	4.6	Not Detected
1,2,4-Trimethylbenzene	0.94	Not Detected	4.6	Not Detected
1,3-Dichlorobenzene	0.94	Not Detected	5.6	Not Detected
1,4-Dichlorobenzene	0.94	Not Detected	5.6	Not Detected
alpha-Chlorotoluene	0.94	Not Detected ND	4.8	Not Detected ND
1,2-Dichlorobenzene	0.94	Not Detected	5.6	Not Detected
1,2,4-Trichlorobenzene	3.7	Not Detected	28	Not Detected
Hexachlorobutadiene	3.7	Not Detected	40	Not Detected
Butane	3.7	Not Detected	8.9	Not Detected
Isopentane	3.7	Not Detected	11	Not Detected

J = Estimated value.

Container Type: 1 Liter Summa Canister

Surrogates	%Recovery	Method Limits
Toluene-d8	105	70-130
1,2-Dichloroethane-d4	107	70-130
4-Bromofluorobenzene	88	70-130

eurofins | Air Toxics

Client Sample ID: VMP-8-9.5-071312-Dup

Lab ID#: 1207283A-06A

EPA METHOD TO-15 GC/MS FULL SCAN

File Name:	2071815	Date of Collection:	7/13/12 10:21:00 AM
Dil. Factor:	1.79	Date of Analysis:	7/18/12 06:58 PM

Compound	Rpt. Limit (ppbv)	Amount (ppbv)	Rpt. Limit (ug/m3)	Amount (ug/m3)
Freon 12	0.90	0.42 J	4.4	2.1 J
Freon 114	0.90	Not Detected	6.2	Not Detected
Chloromethane	9.0	Not Detected	18	Not Detected
Vinyl Chloride	0.90	Not Detected	2.3	Not Detected
1,3-Butadiene	0.90	Not Detected	2.0	Not Detected
Bromomethane	9.0	Not Detected	35	Not Detected
Chloroethane	3.6	Not Detected	9.4	Not Detected
Freon 11	0.90	0.18 J	5.0	0.99 J
Ethanol	3.6	Not Detected	6.7	Not Detected
Freon 113	0.90	Not Detected	6.8	Not Detected
1,1-Dichloroethene	0.90	Not Detected	3.5	Not Detected
Acetone	9.0	4.0 J	21	9.4 J
2-Propanol	3.6	1.0 J	8.8	2.6 J
Carbon Disulfide	3.6	Not Detected	11	Not Detected
3-Chloropropene	3.6	Not Detected	11	Not Detected
Methylene Chloride	9.0	0.29 J	31	1.0 J
Methyl tert-butyl ether	0.90	Not Detected	3.2	Not Detected
trans-1,2-Dichloroethene	0.90	Not Detected	3.5	Not Detected
Hexane	0.90	Not Detected	3.2	Not Detected
1,1-Dichloroethane	0.90	Not Detected	3.6	Not Detected
2-Butanone (Methyl Ethyl Ketone)	3.6	Not Detected	10	Not Detected
cis-1,2-Dichloroethene	0.90	Not Detected	3.5	Not Detected
Tetrahydrofuran	0.90	Not Detected	2.6	Not Detected
Chloroform	0.90	Not Detected	4.4	Not Detected
1,1,1-Trichloroethane	0.90	Not Detected	4.9	Not Detected
Cyclohexane	0.90	Not Detected	3.1	Not Detected
Carbon Tetrachloride	0.90	Not Detected	5.6	Not Detected
2,2,4-Trimethylpentane	0.90	Not Detected	4.2	Not Detected
Benzene	0.90	Not Detected	2.8	Not Detected
1,2-Dichloroethane	0.90	Not Detected	3.6	Not Detected
Heptane	0.90	Not Detected	3.7	Not Detected
Trichloroethene	0.90	Not Detected	4.8	Not Detected
1,2-Dichloropropane	0.90	Not Detected	4.1	Not Detected
1,4-Dioxane	3.6	Not Detected	13	Not Detected
Bromodichloromethane	0.90	Not Detected	6.0	Not Detected
cis-1,3-Dichloropropene	0.90	Not Detected	4.1	Not Detected
4-Methyl-2-pentanone	0.90	Not Detected	3.7	Not Detected
Toluene	0.90	Not Detected	3.4	Not Detected
trans-1,3-Dichloropropene	0.90	Not Detected	4.1	Not Detected
1,1,2-Trichloroethane	0.90	Not Detected	4.9	Not Detected
Tetrachloroethene	0.90	Not Detected	6.1	Not Detected
2-Hexanone	3.6	Not Detected	15	Not Detected

eurofins | Air Toxics

Client Sample ID: VMP-8-9.5-071312-Dup

Lab ID#: 1207283A-06A

EPA METHOD TO-15 GC/MS FULL SCAN

File Name:	**2071815**	**Date of Collection: 7/13/12 10:21:00 AM**	
Dil. Factor:	**1.79**	**Date of Analysis: 7/18/12 06:58 PM**	

Compound	Rpt. Limit (ppbv)	Amount (ppbv)	Rpt. Limit (ug/m3)	Amount (ug/m3)	
Dibromochloromethane	0.90	Not Detected	7.6	Not Detected	
1,2-Dibromoethane (EDB)	0.90	Not Detected	6.9	Not Detected	
Chlorobenzene	0.90	Not Detected	4.1	Not Detected	
Ethyl Benzene	0.90	Not Detected	3.9	Not Detected	
m,p-Xylene	0.90	Not Detected	3.9	Not Detected	
o-Xylene	0.90	Not Detected	3.9	Not Detected	
Styrene	0.90	Not Detected	3.8	Not Detected	
Bromoform	0.90	Not Detected	9.2	Not Detected	
Cumene	0.90	Not Detected	4.4	Not Detected	
1,1,2,2-Tetrachloroethane	0.90	Not Detected	6.1	Not Detected	
Propylbenzene	0.90	Not Detected	4.4	Not Detected	
4-Ethyltoluene	0.90	Not Detected	4.4	Not Detected	
1,3,5-Trimethylbenzene	0.90	Not Detected	4.4	Not Detected	
1,2,4-Trimethylbenzene	0.90	Not Detected	4.4	Not Detected	
1,3-Dichlorobenzene	0.90	Not Detected	5.4	Not Detected	
1,4-Dichlorobenzene	0.90	Not Detected	5.4	Not Detected	
alpha-Chlorotoluene	0.90	Not Detected	4.6	Not Detected	UJ
1,2-Dichlorobenzene	0.90	Not Detected	5.4	Not Detected	
1,2,4-Trichlorobenzene	3.6	Not Detected	26	Not Detected	
Hexachlorobutadiene	3.6	Not Detected	38	Not Detected	
Butane	3.6	Not Detected	8.5	Not Detected	
Isopentane	3.6	Not Detected	10	Not Detected	

UJ

J = Estimated value.

Container Type: 1 Liter Summa Canister

Surrogates	%Recovery	Method Limits
Toluene-d8	106	70-130
1,2-Dichloroethane-d4	103	70-130
4-Bromofluorobenzene	87	70-130

eurofins

Air Toxics

Client Sample ID: VMP-8-23.5-071312

Lab ID#: 1207283A-07A

EPA METHOD TO-15 GC/MS FULL SCAN

File Name:	2071816	Date of Collection:	7/13/12 11:12:00 AM
Dil. Factor:	2.06	Date of Analysis:	7/18/12 07:35 PM

Compound	Rpt. Limit (ppbv)	Amount (ppbv)	Rpt. Limit (ug/m3)	Amount (ug/m3)
Freon 12	1.0	0.52 J	5.1	2.6 J
Freon 114	1.0	Not Detected	7.2	Not Detected
Chloromethane	10	Not Detected	21	Not Detected
Vinyl Chloride	1.0	Not Detected	2.6	Not Detected
1,3-Butadiene	1.0	Not Detected	2.3	Not Detected
Bromomethane	10	Not Detected	40	Not Detected
Chloroethane	4.1	Not Detected	11	Not Detected
Freon 11	1.0	0.21 J	5.8	1.2 J
Ethanol	4.1	2.4 J	7.8	4.6 J
Freon 113	1.0	Not Detected	7.9	Not Detected
1,1-Dichloroethene	1.0	Not Detected	4.1	Not Detected
Acetone	10	10	24	25
2-Propanol	4.1	2.2 J	10	5.4 J
Carbon Disulfide	4.1	Not Detected	13	Not Detected
3-Chloropropene	4.1	Not Detected	13	Not Detected
Methylene Chloride	10	Not Detected	36	Not Detected
Methyl tert-butyl ether	1.0	Not Detected	3.7	Not Detected
trans-1,2-Dichloroethene	1.0	Not Detected	4.1	Not Detected
Hexane	1.0	Not Detected	3.6	Not Detected
1,1-Dichloroethane	1.0	Not Detected	4.2	Not Detected
2-Butanone (Methyl Ethyl Ketone)	4.1	Not Detected	12	Not Detected
cis-1,2-Dichloroethene	1.0	Not Detected	4.1	Not Detected
Tetrahydrofuran	1.0	Not Detected	3.0	Not Detected
Chloroform	1.0	Not Detected	5.0	Not Detected
1,1,1-Trichloroethane	1.0	Not Detected	5.6	Not Detected
Cyclohexane	1.0	Not Detected	3.5	Not Detected
Carbon Tetrachloride	1.0	Not Detected	6.5	Not Detected
2,2,4-Trimethylpentane	1.0	Not Detected	4.8	Not Detected
Benzene	1.0	0.88 J	3.3	2.8 J
1,2-Dichloroethane	1.0	Not Detected	4.2	Not Detected
Heptane	1.0	Not Detected	4.2	Not Detected
Trichloroethene	1.0	Not Detected	5.5	Not Detected
1,2-Dichloropropane	1.0	Not Detected	4.8	Not Detected
1,4-Dioxane	4.1	Not Detected	15	Not Detected
Bromodichloromethane	1.0	Not Detected	6.9	Not Detected
cis-1,3-Dichloropropene	1.0	Not Detected	4.7	Not Detected
4-Methyl-2-pentanone	1.0	Not Detected	4.2	Not Detected
Toluene	1.0	~~0.52 J~~ U	3.9	~~2.0 J~~ U
trans-1,3-Dichloropropene	1.0	Not Detected	4.7	Not Detected
1,1,2-Trichloroethane	1.0	Not Detected	5.6	Not Detected
Tetrachloroethene	1.0	Not Detected	7.0	Not Detected
2-Hexanone	4.1	Not Detected	17	Not Detected

eurofins

Air Toxics

Client Sample ID: VMP-8-23.5-071312

Lab ID#: 1207283A-07A

EPA METHOD TO-15 GC/MS FULL SCAN

File Name:	**2071816**	**Date of Collection: 7/13/12 11:12:00 AM**	
Dil. Factor:	**2.06**	**Date of Analysis: 7/18/12 07:35 PM**	

Compound	Rpt. Limit (ppbv)	Amount (ppbv)	Rpt. Limit (ug/m3)	Amount (ug/m3)
Dibromochloromethane	1.0	Not Detected	8.8	Not Detected
1,2-Dibromoethane (EDB)	1.0	Not Detected	7.9	Not Detected
Chlorobenzene	1.0	Not Detected	4.7	Not Detected
Ethyl Benzene	1.0	Not Detected	4.5	Not Detected
m,p-Xylene	1.0	Not Detected	4.5	Not Detected
o-Xylene	1.0	Not Detected	4.5	Not Detected
Styrene	1.0	Not Detected	4.4	Not Detected
Bromoform	1.0	Not Detected	11	Not Detected
Cumene	1.0	Not Detected	5.1	Not Detected
1,1,2,2-Tetrachloroethane	1.0	Not Detected	7.1	Not Detected
Propylbenzene	1.0	Not Detected	5.1	Not Detected
4-Ethyltoluene	1.0	Not Detected	5.1	Not Detected
1,3,5-Trimethylbenzene	1.0	Not Detected	5.1	Not Detected
1,2,4-Trimethylbenzene	1.0	Not Detected	5.1	Not Detected
1,3-Dichlorobenzene	1.0	Not Detected	6.2	Not Detected
1,4-Dichlorobenzene	1.0	Not Detected	6.2	Not Detected
alpha-Chlorotoluene	1.0	Not Detected UJ	5.3	Not Detected UJ
1,2-Dichlorobenzene	1.0	Not Detected	6.2	Not Detected
1,2,4-Trichlorobenzene	4.1	Not Detected	30	Not Detected
Hexachlorobutadiene	4.1	Not Detected	44	Not Detected
Butane	4.1	Not Detected	9.8	Not Detected
Isopentane	4.1	0.35 J	12	1.0 J

J = Estimated value.

Container Type: 1 Liter Summa Canister

Surrogates	%Recovery	Method Limits
Toluene-d8	107	70-130
1,2-Dichloroethane-d4	103	70-130
4-Bromofluorobenzene	93	70-130

eurofins

Air Toxics

Client Sample ID: VMP-9-5-071312

Lab ID#: 1207283A-08A

EPA METHOD TO-15 GC/MS FULL SCAN

File Name:	2071817	**Date of Collection:**	7/13/12 9:30:00 AM
Dil. Factor:	1.91	**Date of Analysis:**	7/18/12 08:09 PM

Compound	Rpt. Limit (ppbv)	Amount (ppbv)	Rpt. Limit (ug/m3)	Amount (ug/m3)
Freon 12	0.96	0.43 J	4.7	2.1 J
Freon 114	0.96	Not Detected	6.7	Not Detected
Chloromethane	9.6	Not Detected	20	Not Detected
Vinyl Chloride	0.96	Not Detected	2.4	Not Detected
1,3-Butadiene	0.96	Not Detected	2.1	Not Detected
Bromomethane	9.6	Not Detected	37	Not Detected
Chloroethane	3.8	Not Detected	10	Not Detected
Freon 11	0.96	0.23 J	5.4	1.3 J
Ethanol	3.8	65	7.2	120
Freon 113	0.96	Not Detected	7.3	Not Detected
1,1-Dichloroethene	0.96	Not Detected	3.8	Not Detected
Acetone	9.6	31	23	74
2-Propanol	3.8	30	9.4	74
Carbon Disulfide	3.8	Not Detected	12	Not Detected
3-Chloropropene	3.8	Not Detected	12	Not Detected
Methylene Chloride	9.6	0.50 J	33	1.8 J
Methyl tert-butyl ether	0.96	Not Detected	3.4	Not Detected
trans-1,2-Dichloroethene	0.96	Not Detected	3.8	Not Detected
Hexane	0.96	0.78 J	3.4	2.8 J
1,1-Dichloroethane	0.96	Not Detected	3.9	Not Detected
2-Butanone (Methyl Ethyl Ketone)	3.8	8.3	11	24
cis-1,2-Dichloroethene	0.96	Not Detected	3.8	Not Detected
Tetrahydrofuran	0.96	0.80 J	2.8	2.4 J
Chloroform	0.96	Not Detected	4.7	Not Detected
1,1,1-Trichloroethane	0.96	Not Detected	5.2	Not Detected
Cyclohexane	0.96	Not Detected	3.3	Not Detected
Carbon Tetrachloride	0.96	Not Detected	6.0	Not Detected
2,2,4-Trimethylpentane	0.96	0.66 J	4.5	3.1 J
Benzene	0.96	21	3.0	67
1,2-Dichloroethane	0.96	Not Detected	3.9	Not Detected
Heptane	0.96	0.46 J	3.9	1.9 J
Trichloroethene	0.96	Not Detected	5.1	Not Detected
1,2-Dichloropropane	0.96	Not Detected	4.4	Not Detected
1,4-Dioxane	3.8	Not Detected	14	Not Detected
Bromodichloromethane	0.96	Not Detected	6.4	Not Detected
cis-1,3-Dichloropropene	0.96	Not Detected	4.3	Not Detected
4-Methyl-2-pentanone	0.96	41	3.9	170
Toluene	0.96	12	3.6	47
trans-1,3-Dichloropropene	0.96	Not Detected	4.3	Not Detected
1,1,2-Trichloroethane	0.96	Not Detected	5.2	Not Detected
Tetrachloroethene	0.96	Not Detected	6.5	Not Detected
2-Hexanone	3.8	~~0.47 J~~ U	16	~~1.9 J~~ U

eurofins | Air Toxics

Client Sample ID: VMP-9-5-071312

Lab ID#: 1207283A-08A

EPA METHOD TO-15 GC/MS FULL SCAN

File Name:	**2071817**	**Date of Collection:**	**7/13/12 9:30:00 AM**
Dil. Factor:	**1.91**	**Date of Analysis:**	**7/18/12 08:09 PM**

Compound	Rpt. Limit (ppbv)	Amount (ppbv)	Rpt. Limit (ug/m3)	Amount (ug/m3)
Dibromochloromethane	0.96	Not Detected	8.1	Not Detected
1,2-Dibromoethane (EDB)	0.96	Not Detected	7.3	Not Detected
Chlorobenzene	0.96	Not Detected	4.4	Not Detected
Ethyl Benzene	0.96	0.52 J	4.1	2.3 J
m,p-Xylene	0.96	1.4	4.1	6.2
o-Xylene	0.96	~~0.39 J~~ U	4.1	~~1.7 J~~ U
Styrene	0.96	~~0.28 J~~ U	4.1	~~1.2 J~~ U
Bromoform	0.96	Not Detected	9.9	Not Detected
Cumene	0.96	3.4	4.7	17
1,1,2,2-Tetrachloroethane	0.96	Not Detected	6.6	Not Detected
Propylbenzene	0.96	~~0.092 J~~ U	4.7	~~0.45 J~~ U
4-Ethyltoluene	0.96	~~0.21 J~~ U	4.7	~~1.0 J~~ U
1,3,5-Trimethylbenzene	0.96	Not Detected	4.7	Not Detected
1,2,4-Trimethylbenzene	0.96	Not Detected	4.7	Not Detected
1,3-Dichlorobenzene	0.96	Not Detected	5.7	Not Detected
1,4-Dichlorobenzene	0.96	Not Detected	5.7	Not Detected
alpha-Chlorotoluene	0.96	Not Detected UJ	4.9	Not Detected UJ
1,2-Dichlorobenzene	0.96	Not Detected	5.7	Not Detected
1,2,4-Trichlorobenzene	3.8	Not Detected	28	Not Detected
Hexachlorobutadiene	3.8	Not Detected	41	Not Detected
Butane	3.8	2.3 J	9.1	5.5 J
Isopentane	3.8	3.0 J	11	9.0 J

J = Estimated value.

Container Type: 1 Liter Summa Canister

Surrogates	%Recovery	Method Limits
Toluene-d8	109	70-130
1,2-Dichloroethane-d4	104	70-130
4-Bromofluorobenzene	98	70-130

eurofins

Air Toxics

Client Sample ID: VMP-9-11.5-071312

Lab ID#: 1207283A-09A

EPA METHOD TO-15 GC/MS FULL SCAN

File Name:	2071818	**Date of Collection:**	7/13/12 10:35:00 AM
Dil. Factor:	2.06	**Date of Analysis:**	7/18/12 08:44 PM

Compound	Rpt. Limit (ppbv)	Amount (ppbv)	Rpt. Limit (ug/m3)	Amount (ug/m3)
Freon 12	1.0	0.42 J	5.1	2.1 J
Freon 114	1.0	Not Detected	7.2	Not Detected
Chloromethane	10	Not Detected	21	Not Detected
Vinyl Chloride	1.0	Not Detected	2.6	Not Detected
1,3-Butadiene	1.0	Not Detected	2.3	Not Detected
Bromomethane	10	Not Detected	40	Not Detected
Chloroethane	4.1	Not Detected	11	Not Detected
Freon 11	1.0	0.22 J	5.8	1.2 J
Ethanol	4.1	79	7.8	150
Freon 113	1.0	Not Detected	7.9	Not Detected
1,1-Dichloroethene	1.0	Not Detected	4.1	Not Detected
Acetone	10	37	24	89
2-Propanol	4.1	35	10	86
Carbon Disulfide	4.1	Not Detected	13	Not Detected
3-Chloropropene	4.1	Not Detected	13	Not Detected
Methylene Chloride	10	Not Detected	36	Not Detected
Methyl tert-butyl ether	1.0	Not Detected	3.7	Not Detected
trans-1,2-Dichloroethene	1.0	Not Detected	4.1	Not Detected
Hexane	1.0	0.38 J	3.6	1.3 J
1,1-Dichloroethane	1.0	Not Detected	4.2	Not Detected
2-Butanone (Methyl Ethyl Ketone)	4.1	7.8	12	23
cis-1,2-Dichloroethene	1.0	Not Detected	4.1	Not Detected
Tetrahydrofuran	1.0	0.83 J	3.0	2.4 J
Chloroform	1.0	1.8	5.0	9.0
1,1,1-Trichloroethane	1.0	Not Detected	5.6	Not Detected
Cyclohexane	1.0	0.23 J	3.5	0.79 J
Carbon Tetrachloride	1.0	Not Detected	6.5	Not Detected
2,2,4-Trimethylpentane	1.0	Not Detected	4.8	Not Detected
Benzene	1.0	5.2	3.3	17
1,2-Dichloroethane	1.0	Not Detected	4.2	Not Detected
Heptane	1.0	0.48 J	4.2	2.0 J
Trichloroethene	1.0	Not Detected	5.5	Not Detected
1,2-Dichloropropane	1.0	Not Detected	4.8	Not Detected
1,4-Dioxane	4.1	Not Detected	15	Not Detected
Bromodichloromethane	1.0	Not Detected	6.9	Not Detected
cis-1,3-Dichloropropene	1.0	Not Detected	4.7	Not Detected
4-Methyl-2-pentanone	1.0	41	4.2	170
Toluene	1.0	18	3.9	69
trans-1,3-Dichloropropene	1.0	Not Detected	4.7	Not Detected
1,1,2-Trichloroethane	1.0	Not Detected	5.6	Not Detected
Tetrachloroethene	1.0	0.31 J	7.0	2.1 J
2-Hexanone	4.1	~~0.38 J~~ U	17	~~1.6 J~~ U

eurofins

Air Toxics

Client Sample ID: VMP-9-11.5-071312

Lab ID#: 1207283A-09A

EPA METHOD TO-15 GC/MS FULL SCAN

File Name:	2071818	**Date of Collection:**	7/13/12 10:35:00 AM
Dil. Factor:	2.06	**Date of Analysis:**	7/18/12 08:44 PM

Compound	Rpt. Limit (ppbv)	Amount (ppbv)	Rpt. Limit (ug/m3)	Amount (ug/m3)
Dibromochloromethane	1.0	Not Detected	8.8	Not Detected
1,2-Dibromoethane (EDB)	1.0	Not Detected	7.9	Not Detected
Chlorobenzene	1.0	Not Detected	4.7	Not Detected
Ethyl Benzene	1.0	0.85 J	4.5	3.7 J
m,p-Xylene	1.0	2.5	4.5	11
o-Xylene	1.0	0.85 J	4.5	3.7 J
Styrene	1.0	~~0.36 J~~ U	4.4	~~1.5 J~~ U
Bromoform	1.0	Not Detected	11	Not Detected
Cumene	1.0	7.0	5.1	35
1,1,2,2-Tetrachloroethane	1.0	Not Detected	7.1	Not Detected
Propylbenzene	1.0	~~0.13 J~~ U	5.1	~~0.64 J~~ U
4-Ethyltoluene	1.0	~~0.28 J~~ U	5.1	~~1.4 J~~ U
1,3,5-Trimethylbenzene	1.0	~~0.23 J~~ U	5.1	~~1.1 J~~ U
1,2,4-Trimethylbenzene	1.0	0.66 J	5.1	3.3 J
1,3-Dichlorobenzene	1.0	Not Detected	6.2	Not Detected
1,4-Dichlorobenzene	1.0	Not Detected	6.2	Not Detected
alpha-Chlorotoluene	1.0	Not Detected UJ	5.3	Not Detected UJ
1,2-Dichlorobenzene	1.0	Not Detected	6.2	Not Detected
1,2,4-Trichlorobenzene	4.1	Not Detected	30	Not Detected
Hexachlorobutadiene	4.1	Not Detected	44	Not Detected
Butane	4.1	Not Detected	9.8	Not Detected
Isopentane	4.1	1.2 J	12	3.6 J

J = Estimated value.

Container Type: 1 Liter Summa Canister

Surrogates	%Recovery	Method Limits
Toluene-d8	110	70-130
1,2-Dichloroethane-d4	98	70-130
4-Bromofluorobenzene	101	70-130

eurofins

Air Toxics

Client Sample ID: VMP-17-5-071112

Lab ID#: 1207283A-10A

EPA METHOD TO-15 GC/MS FULL SCAN

File Name:	2071819	Date of Collection:	7/11/12 11:59:00 AM
Dil. Factor:	1.96	Date of Analysis:	7/18/12 09:19 PM

Compound	Rpt. Limit (ppbv)	Amount (ppbv)	Rpt. Limit (ug/m3)	Amount (ug/m3)
Freon 12	0.98	0.52 J	4.8	2.6 J
Freon 114	0.98	Not Detected	6.8	Not Detected
Chloromethane	9.8	Not Detected	20	Not Detected
Vinyl Chloride	0.98	Not Detected	2.5	Not Detected
1,3-Butadiene	0.98	Not Detected	2.2	Not Detected
Bromomethane	9.8	Not Detected	38	Not Detected
Chloroethane	3.9	Not Detected	10	Not Detected
Freon 11	0.98	0.21 J	5.5	1.2 J
Ethanol	3.9	34	7.4	64
Freon 113	0.98	Not Detected	7.5	Not Detected
1,1-Dichloroethene	0.98	Not Detected	3.9	Not Detected
Acetone	9.8	42	23	99
2-Propanol	3.9	43	9.6	110
Carbon Disulfide	3.9	Not Detected	12	Not Detected
3-Chloropropene	3.9	Not Detected	12	Not Detected
Methylene Chloride	9.8	Not Detected	34	Not Detected
Methyl tert-butyl ether	0.98	Not Detected	3.5	Not Detected
trans-1,2-Dichloroethene	0.98	Not Detected	3.9	Not Detected
Hexane	0.98	1.3	3.4	4.7
1,1-Dichloroethane	0.98	Not Detected	4.0	Not Detected
2-Butanone (Methyl Ethyl Ketone)	3.9	12	12	34
cis-1,2-Dichloroethene	0.98	Not Detected	3.9	Not Detected
Tetrahydrofuran	0.98	0.68 J	2.9	2.0 J
Chloroform	0.98	Not Detected	4.8	Not Detected
1,1,1-Trichloroethane	0.98	Not Detected	5.3	Not Detected
Cyclohexane	0.98	1.2	3.4	4.0
Carbon Tetrachloride	0.98	Not Detected	6.2	Not Detected
2,2,4-Trimethylpentane	0.98	1.6	4.6	7.4
Benzene	0.98	34	3.1	110
1,2-Dichloroethane	0.98	Not Detected	4.0	Not Detected
Heptane	0.98	0.86 J	4.0	3.5 J
Trichloroethene	0.98	Not Detected	5.3	Not Detected
1,2-Dichloropropane	0.98	Not Detected	4.5	Not Detected
1,4-Dioxane	3.9	Not Detected	14	Not Detected
Bromodichloromethane	0.98	Not Detected	6.6	Not Detected
cis-1,3-Dichloropropene	0.98	Not Detected	4.4	Not Detected
4-Methyl-2-pentanone	0.98	61	4.0	250
Toluene	0.98	17	3.7	63
trans-1,3-Dichloropropene	0.98	Not Detected	4.4	Not Detected
1,1,2-Trichloroethane	0.98	Not Detected	5.3	Not Detected
Tetrachloroethene	0.98	Not Detected	6.6	Not Detected
2-Hexanone	3.9	~~0.57 J~~ U	16	~~2.3 J~~ U

eurofins | Air Toxics

Client Sample ID: VMP-17-5-071112

Lab ID#: 1207283A-10A

EPA METHOD TO-15 GC/MS FULL SCAN

File Name:	**2071819**	**Date of Collection: 7/11/12 11:59:00 AM**	
Dil. Factor:	**1.96**	**Date of Analysis: 7/18/12 09:19 PM**	

Compound	Rpt. Limit (ppbv)	Amount (ppbv)	Rpt. Limit (ug/m3)	Amount (ug/m3)
Dibromochloromethane	0.98	Not Detected	8.3	Not Detected
1,2-Dibromoethane (EDB)	0.98	Not Detected	7.5	Not Detected
Chlorobenzene	0.98	Not Detected	4.5	Not Detected
Ethyl Benzene	0.98	0.71 J	4.2	3.1 J
m,p-Xylene	0.98	2.0	4.2	8.9
o-Xylene	0.98	0.56 J	4.2	2.4 J
Styrene	0.98	~~0.32 J~~ U	4.2	~~1.3 J~~ U
Bromoform	0.98	Not Detected	10	Not Detected
Cumene	0.98	7.9	4.8	39
1,1,2,2-Tetrachloroethane	0.98	Not Detected	6.7	Not Detected
Propylbenzene	0.98	~~0.18 J~~ U	4.8	~~0.88 J~~ U
4-Ethyltoluene	0.98	~~0.25 J~~ U	4.8	~~1.2 J~~ U
1,3,5-Trimethylbenzene	0.98	Not Detected	4.8	Not Detected
1,2,4-Trimethylbenzene	0.98	0.90 J	4.8	4.4 J
1,3-Dichlorobenzene	0.98	Not Detected	5.9	Not Detected
1,4-Dichlorobenzene	0.98	Not Detected	5.9	Not Detected
alpha-Chlorotoluene	0.98	Not Detected UJ	5.1	Not Detected UJ
1,2-Dichlorobenzene	0.98	Not Detected	5.9	Not Detected
1,2,4-Trichlorobenzene	3.9	Not Detected	29	Not Detected
Hexachlorobutadiene	3.9	Not Detected	42	Not Detected
Butane	3.9	2.6 J	9.3	6.1 J
Isopentane	3.9	8.3	12	25

J = Estimated value.

Container Type: 1 Liter Summa Canister

Surrogates	%Recovery	Method Limits
Toluene-d8	106	70-130
1,2-Dichloroethane-d4	98	70-130
4-Bromofluorobenzene	95	70-130

eurofins | Air Toxics

Client Sample ID: VMP-18-5-071212

Lab ID#: 1207283A-11A

EPA METHOD TO-15 GC/MS FULL SCAN

File Name:	**2071820**	**Date of Collection:**	**7/12/12 3:00:00 PM**
Dil. Factor:	**1.96**	**Date of Analysis:**	**7/18/12 09:55 PM**

Compound	Rpt. Limit (ppbv)	Amount (ppbv)	Rpt. Limit (ug/m3)	Amount (ug/m3)
Freon 12	0.98	0.34 J	4.8	1.7 J
Freon 114	0.98	Not Detected	6.8	Not Detected
Chloromethane	9.8	Not Detected	20	Not Detected
Vinyl Chloride	0.98	Not Detected	2.5	Not Detected
1,3-Butadiene	0.98	Not Detected	2.2	Not Detected
Bromomethane	9.8	Not Detected	38	Not Detected
Chloroethane	3.9	Not Detected	10	Not Detected
Freon 11	0.98	0.19 J	5.5	1.0 J
Ethanol	3.9	66	7.4	120
Freon 113	0.98	Not Detected	7.5	Not Detected
1,1-Dichloroethene	0.98	Not Detected	3.9	Not Detected
Acetone	9.8	33	23	79
2-Propanol	3.9	36	9.6	88
Carbon Disulfide	3.9	Not Detected	12	Not Detected
3-Chloropropene	3.9	Not Detected	12	Not Detected
Methylene Chloride	9.8	1.9 J	34	6.6 J
Methyl tert-butyl ether	0.98	Not Detected	3.5	Not Detected
trans-1,2-Dichloroethene	0.98	Not Detected	3.9	Not Detected
Hexane	0.98	0.49 J	3.4	1.7 J
1,1-Dichloroethane	0.98	Not Detected	4.0	Not Detected
2-Butanone (Methyl Ethyl Ketone)	3.9	11	12	32
cis-1,2-Dichloroethene	0.98	Not Detected	3.9	Not Detected
Tetrahydrofuran	0.98	0.83 J	2.9	2.4 J
Chloroform	0.98	Not Detected	4.8	Not Detected
1,1,1-Trichloroethane	0.98	Not Detected	5.3	Not Detected
Cyclohexane	0.98	0.73 J	3.4	2.5 J
Carbon Tetrachloride	0.98	Not Detected	6.2	Not Detected
2,2,4-Trimethylpentane	0.98	1.1	4.6	5.0
Benzene	0.98	38	3.1	120
1,2-Dichloroethane	0.98	Not Detected	4.0	Not Detected
Heptane	0.98	0.68 J	4.0	2.8 J
Trichloroethene	0.98	Not Detected	5.3	Not Detected
1,2-Dichloropropane	0.98	Not Detected	4.5	Not Detected
1,4-Dioxane	3.9	Not Detected	14	Not Detected
Bromodichloromethane	0.98	Not Detected	6.6	Not Detected
cis-1,3-Dichloropropene	0.98	Not Detected	4.4	Not Detected
4-Methyl-2-pentanone	0.98	46	4.0	190
Toluene	0.98	13	3.7	50
trans-1,3-Dichloropropene	0.98	Not Detected	4.4	Not Detected
1,1,2-Trichloroethane	0.98	Not Detected	5.3	Not Detected
Tetrachloroethene	0.98	Not Detected	6.6	Not Detected
2-Hexanone	3.9	~~0.52 J~~	16	~~2.2 J~~

eurofins

Air Toxics

Client Sample ID: VMP-18-5-071212

Lab ID#: 1207283A-11A

EPA METHOD TO-15 GC/MS FULL SCAN

File Name:	**2071820**	**Date of Collection:**	**7/12/12 3:00:00 PM**
Dil. Factor:	**1.96**	**Date of Analysis:**	**7/18/12 09:55 PM**

Compound	Rpt. Limit (ppbv)	Amount (ppbv)	Rpt. Limit (ug/m3)	Amount (ug/m3)
Dibromochloromethane	0.98	Not Detected	8.3	Not Detected
1,2-Dibromoethane (EDB)	0.98	Not Detected	7.5	Not Detected
Chlorobenzene	0.98	Not Detected	4.5	Not Detected
Ethyl Benzene	0.98	0.64 J	4.2	2.8 J
m,p-Xylene	0.98	1.8	4.2	8.0
o-Xylene	0.98	0.59 J	4.2	2.5 J
Styrene	0.98	~~0.38 J~~ UJ	4.2	~~1.6 J~~ UJ
Bromoform	0.98	Not Detected	10	Not Detected
Cumene	0.98	5.0	4.8	25
1,1,2,2-Tetrachloroethane	0.98	Not Detected	6.7	Not Detected
Propylbenzene	0.98	~~0.16 J~~ UJ	4.8	~~0.77 J~~ UJ
4-Ethyltoluene	0.98	~~0.22 J~~ UJ	4.8	~~1.1 J~~ UJ
1,3,5-Trimethylbenzene	0.98	Not Detected	4.8	Not Detected
1,2,4-Trimethylbenzene	0.98	0.84 J	4.8	4.1 J
1,3-Dichlorobenzene	0.98	Not Detected	5.9	Not Detected
1,4-Dichlorobenzene	0.98	Not Detected	5.9	Not Detected
alpha-Chlorotoluene	0.98	Not Detected UJ	5.1	Not Detected UJ
1,2-Dichlorobenzene	0.98	Not Detected	5.9	Not Detected
1,2,4-Trichlorobenzene	3.9	Not Detected	29	Not Detected
Hexachlorobutadiene	3.9	Not Detected	42	Not Detected
Butane	3.9	2.0 J	9.3	4.6 J
Isopentane	3.9	2.7 J	12	7.9 J

J = Estimated value.

Container Type: 1 Liter Summa Canister

Surrogates	%Recovery	Method Limits
Toluene-d8	107	70-130
1,2-Dichloroethane-d4	93	70-130
4-Bromofluorobenzene	98	70-130

eurofins

Air Toxics

Client Sample ID: VMP-19-5-071112

Lab ID#: 1207283A-12A

EPA METHOD TO-15 GC/MS FULL SCAN

File Name:	**2071824**	**Date of Collection:**	**7/11/12 2:46:00 PM**
Dil. Factor:	**2.23**	**Date of Analysis:**	**7/19/12 07:44 AM**

Compound	Rpt. Limit (ppbv)	Amount (ppbv)	Rpt. Limit (ug/m3)	Amount (ug/m3)
Freon 12	1.1	Not Detected	5.5	Not Detected
Freon 114	1.1	Not Detected	7.8	Not Detected
Chloromethane	11	Not Detected	23	Not Detected
Vinyl Chloride	1.1	Not Detected	2.8	Not Detected
1,3-Butadiene	1.1	Not Detected	2.5	Not Detected
Bromomethane	11	Not Detected	43	Not Detected
Chloroethane	4.5	Not Detected	12	Not Detected
Freon 11	1.1	0.20 J	6.3	1.1 J
Ethanol	4.5	20	8.4	38
Freon 113	1.1	Not Detected	8.5	Not Detected
1,1-Dichloroethene	1.1	Not Detected	4.4	Not Detected
Acetone	11	36	26	85
2-Propanol	4.5	Not Detected	11	Not Detected
Carbon Disulfide	4.5	Not Detected	14	Not Detected
3-Chloropropene	4.5	Not Detected	14	Not Detected
Methylene Chloride	11	0.34 J	39	1.2 J
Methyl tert-butyl ether	1.1	Not Detected	4.0	Not Detected
trans-1,2-Dichloroethene	1.1	Not Detected	4.4	Not Detected
Hexane	1.1	0.28 J	3.9	0.98 J
1,1-Dichloroethane	1.1	Not Detected	4.5	Not Detected
2-Butanone (Methyl Ethyl Ketone)	4.5	10	13	30
cis-1,2-Dichloroethene	1.1	Not Detected	4.4	Not Detected
Tetrahydrofuran	1.1	0.58 J	3.3	1.7 J
Chloroform	1.1	Not Detected	5.4	Not Detected
1,1,1-Trichloroethane	1.1	Not Detected	6.1	Not Detected
Cyclohexane	1.1	Not Detected	3.8	Not Detected
Carbon Tetrachloride	1.1	Not Detected	7.0	Not Detected
2,2,4-Trimethylpentane	1.1	Not Detected	5.2	Not Detected
Benzene	1.1	26	3.6	82
1,2-Dichloroethane	1.1	Not Detected	4.5	Not Detected
Heptane	1.1	0.35 J	4.6	1.4 J
Trichloroethene	1.1	Not Detected	6.0	Not Detected
1,2-Dichloropropane	1.1	Not Detected	5.2	Not Detected
1,4-Dioxane	4.5	Not Detected	16	Not Detected
Bromodichloromethane	1.1	Not Detected	7.5	Not Detected
cis-1,3-Dichloropropene	1.1	Not Detected	5.1	Not Detected
4-Methyl-2-pentanone	1.1	52	4.6	220
Toluene	1.1	16	4.2	59
trans-1,3-Dichloropropene	1.1	Not Detected	5.1	Not Detected
1,1,2-Trichloroethane	1.1	Not Detected	6.1	Not Detected
Tetrachloroethene	1.1	Not Detected	7.6	Not Detected
2-Hexanone	4.5	~~0.64 J~~	18	~~2.6 J~~

eurofins | Air Toxics

Client Sample ID: VMP-19-5-071112

Lab ID#: 1207283A-12A

EPA METHOD TO-15 GC/MS FULL SCAN

File Name:	**2071824**	**Date of Collection:**	**7/11/12 2:46:00 PM**
Dil. Factor:	**2.23**	**Date of Analysis:**	**7/19/12 07:44 AM**

Compound	Rpt. Limit (ppbv)	Amount (ppbv)	Rpt. Limit (ug/m3)	Amount (ug/m3)
Dibromochloromethane	1.1	Not Detected	9.5	Not Detected
1,2-Dibromoethane (EDB)	1.1	Not Detected	8.6	Not Detected
Chlorobenzene	1.1	Not Detected	5.1	Not Detected
Ethyl Benzene	1.1	0.74 J	4.8	3.2 J
m,p-Xylene	1.1	2.2	4.8	9.6
o-Xylene	1.1	0.70 J	4.8	3.0 J
Styrene	1.1	~~0.38 J~~ U	4.7	~~1.6 J~~ U
Bromoform	1.1	Not Detected	12	Not Detected
Cumene	1.1	8.5	5.5	42
1,1,2,2-Tetrachloroethane	1.1	Not Detected	7.6	Not Detected
Propylbenzene	1.1	~~0.22 J~~ U	5.5	~~1.1 J~~ U
4-Ethyltoluene	1.1	~~0.54 J~~ U	5.5	~~2.7 J~~ U
1,3,5-Trimethylbenzene	1.1	~~0.26 J~~ U	5.5	~~1.3 J~~ U
1,2,4-Trimethylbenzene	1.1	1.1	5.5	5.5
1,3-Dichlorobenzene	1.1	Not Detected	6.7	Not Detected
1,4-Dichlorobenzene	1.1	Not Detected	6.7	Not Detected
alpha-Chlorotoluene	1.1	Not Detected UJ	5.8	Not Detected UJ
1,2-Dichlorobenzene	1.1	Not Detected	6.7	Not Detected
1,2,4-Trichlorobenzene	4.5	Not Detected	33	Not Detected
Hexachlorobutadiene	4.5	Not Detected	48	Not Detected
Butane	4.5	Not Detected	11	Not Detected
Isopentane	4.5	2.0 J	13	5.9 J

J = Estimated value.

Container Type: 1 Liter Summa Canister

Surrogates	%Recovery	Method Limits
Toluene-d8	109	70-130
1,2-Dichloroethane-d4	101	70-130
4-Bromofluorobenzene	98	70-130

eurofins | Air Toxics

* Sample not usable due to helium results in the sample (7.1%) that were greater than 10% of the helium in the shroud (6.1%) Please see SDG 1208070A,B for second sampling results.

*** Client Sample ID: VMP-20-5-071112**

Lab ID#: 1207283A-13A

EPA METHOD TO-15 GC/MS FULL SCAN

File Name:	**2071907**	**Date of Collection:**	**7/11/12 11:39:00 AM**
Dil. Factor:	**2.33**	**Date of Analysis:**	**7/19/12 01:44 PM**

Compound	Rpt. Limit (ppbv)	Amount (ppbv)	Rpt. Limit (ug/m3)	Amount (ug/m3)
Freon 12	1.2	Not Detected	5.8	Not Detected
Freon 114	1.2	Not Detected	8.1	Not Detected
Chloromethane	12	Not Detected	24	Not Detected
Vinyl Chloride	1.2	Not Detected	3.0	Not Detected
1,3-Butadiene	1.2	Not Detected	2.6	Not Detected
Bromomethane	12	Not Detected	45	Not Detected
Chloroethane	4.7	Not Detected	12	Not Detected
Freon 11	1.2	0.71 J	6.5	4.0 J
Ethanol	4.7	3.3 J	8.8	6.1 J
Freon 113	1.2	Not Detected	8.9	Not Detected
1,1-Dichloroethene	1.2	Not Detected	4.6	Not Detected
Acetone	12	13	28	31
2-Propanol	4.7	2.5 J	11	6.1 J
Carbon Disulfide	4.7	3.7 J	14	12 J
3-Chloropropene	4.7	Not Detected	14	Not Detected
Methylene Chloride	12	0.46 J	40	1.6 J
Methyl tert-butyl ether	1.2	Not Detected	4.2	Not Detected
trans-1,2-Dichloroethene	1.2	Not Detected	4.6	Not Detected
Hexane	1.2	Not Detected	4.1	Not Detected
1,1-Dichloroethane	1.2	Not Detected	4.7	Not Detected
2-Butanone (Methyl Ethyl Ketone)	4.7	1.3 J	14	3.9 J
cis-1,2-Dichloroethene	1.2	Not Detected	4.6	Not Detected
Tetrahydrofuran	1.2	Not Detected	3.4	Not Detected
Chloroform	1.2	Not Detected	5.7	Not Detected
1,1,1-Trichloroethane	1.2	Not Detected	6.4	Not Detected
Cyclohexane	1.2	Not Detected	4.0	Not Detected
Carbon Tetrachloride	1.2	Not Detected	7.3	Not Detected
2,2,4-Trimethylpentane	1.2	Not Detected	5.4	Not Detected
Benzene	1.2	Not Detected	3.7	Not Detected
1,2-Dichloroethane	1.2	Not Detected	4.7	Not Detected
Heptane	1.2	Not Detected	4.8	Not Detected
Trichloroethene	1.2	Not Detected	6.3	Not Detected
1,2-Dichloropropane	1.2	Not Detected	5.4	Not Detected
1,4-Dioxane	4.7	Not Detected	17	Not Detected
Bromodichloromethane	1.2	Not Detected	7.8	Not Detected
cis-1,3-Dichloropropene	1.2	Not Detected	5.3	Not Detected
4-Methyl-2-pentanone	1.2	Not Detected	4.8	Not Detected
Toluene	1.2	0.62 J	4.4	2.4 J
trans-1,3-Dichloropropene	1.2	Not Detected	5.3	Not Detected
1,1,2-Trichloroethane	1.2	Not Detected	6.4	Not Detected
Tetrachloroethene	1.2	Not Detected	7.9	Not Detected
2-Hexanone	4.7	0.066 J	19	0.27 J

eurofins | Air Toxics

Client Sample ID: VMP-20-5-071112

Lab ID#: 1207283A-13A

EPA METHOD TO-15 GC/MS FULL SCAN

File Name:	**2071907**	**Date of Collection:**	**7/11/12 11:39:00 AM**
Dil. Factor:	**2.33**	**Date of Analysis:**	**7/19/12 01:44 PM**

Compound	Rpt. Limit (ppbv)	Amount (ppbv)	Rpt. Limit (ug/m3)	Amount (ug/m3)
Dibromochloromethane	1.2	Not Detected	9.9	Not Detected
1,2-Dibromoethane (EDB)	1.2	Not Detected	9.0	Not Detected
Chlorobenzene	1.2	Not Detected	5.4	Not Detected
Ethyl Benzene	1.2	Not Detected	5.0	Not Detected
m,p-Xylene	1.2	Not Detected	5.0	Not Detected
o-Xylene	1.2	Not Detected	5.0	Not Detected
Styrene	1.2	Not Detected	5.0	Not Detected
Bromoform	1.2	Not Detected	12	Not Detected
Cumene	1.2	Not Detected	5.7	Not Detected
1,1,2,2-Tetrachloroethane	1.2	Not Detected	8.0	Not Detected
Propylbenzene	1.2	Not Detected	5.7	Not Detected
4-Ethyltoluene	1.2	0.097 J	5.7	0.48 J
1,3,5-Trimethylbenzene	1.2	Not Detected	5.7	Not Detected
1,2,4-Trimethylbenzene	1.2	0.21 J	5.7	1.0 J
1,3-Dichlorobenzene	1.2	Not Detected	7.0	Not Detected
1,4-Dichlorobenzene	1.2	Not Detected	7.0	Not Detected
alpha-Chlorotoluene	1.2	Not Detected	6.0	Not Detected
1,2-Dichlorobenzene	1.2	Not Detected	7.0	Not Detected
1,2,4-Trichlorobenzene	4.7	Not Detected	34	Not Detected
Hexachlorobutadiene	4.7	Not Detected	50	Not Detected
Butane	4.7	Not Detected	11	Not Detected
Isopentane	4.7	0.44 J	14	1.3 J

J = Estimated value.

Container Type: 1 Liter Summa Canister

Surrogates	%Recovery	Method Limits
Toluene-d8	104	70-130
1,2-Dichloroethane-d4	94	70-130
4-Bromofluorobenzene	90	70-130

eurofins

Air Toxics

Client Sample ID: VMP-20-10-071112

Lab ID#: 1207283A-14A

EPA METHOD TO-15 GC/MS FULL SCAN

File Name:	**2071909**	**Date of Collection: 7/11/12 2:42:00 PM**	
Dil. Factor:	**1.96**	**Date of Analysis: 7/19/12 03:17 PM**	

Compound	Rpt. Limit (ppbv)	Amount (ppbv)	Rpt. Limit (ug/m3)	Amount (ug/m3)
Freon 12	0.98	0.38 J	4.8	1.9 J
Freon 114	0.98	Not Detected	6.8	Not Detected
Chloromethane	9.8	1.5 J	20	3.1 J
Vinyl Chloride	0.98	Not Detected	2.5	Not Detected
1,3-Butadiene	0.98	Not Detected	2.2	Not Detected
Bromomethane	9.8	Not Detected	38	Not Detected
Chloroethane	3.9	Not Detected	10	Not Detected
Freon 11	0.98	3.1	5.5	18
Ethanol	3.9	2.8 J	7.4	5.3 J
Freon 113	0.98	Not Detected	7.5	Not Detected
1,1-Dichloroethene	0.98	Not Detected	3.9	Not Detected
Acetone	9.8	15	23	35
2-Propanol	3.9	4.2	9.6	10
Carbon Disulfide	3.9	1.4 J	12	4.5 J
3-Chloropropene	3.9	Not Detected	12	Not Detected
Methylene Chloride	9.8	0.42 J	34	1.4 J
Methyl tert-butyl ether	0.98	Not Detected	3.5	Not Detected
trans-1,2-Dichloroethene	0.98	Not Detected	3.9	Not Detected
Hexane	0.98	Not Detected	3.4	Not Detected
1,1-Dichloroethane	0.98	Not Detected	4.0	Not Detected
2-Butanone (Methyl Ethyl Ketone)	3.9	2.6 J	12	7.7 J
cis-1,2-Dichloroethene	0.98	Not Detected	3.9	Not Detected
Tetrahydrofuran	0.98	0.26 J	2.9	0.78 J
Chloroform	0.98	Not Detected	4.8	Not Detected
1,1,1-Trichloroethane	0.98	Not Detected	5.3	Not Detected
Cyclohexane	0.98	Not Detected	3.4	Not Detected
Carbon Tetrachloride	0.98	Not Detected	6.2	Not Detected
2,2,4-Trimethylpentane	0.98	Not Detected	4.6	Not Detected
Benzene	0.98	1.0	3.1	3.3
1,2-Dichloroethane	0.98	Not Detected	4.0	Not Detected
Heptane	0.98	Not Detected	4.0	Not Detected
Trichloroethene	0.98	Not Detected	5.3	Not Detected
1,2-Dichloropropane	0.98	Not Detected	4.5	Not Detected
1,4-Dioxane	3.9	Not Detected	14	Not Detected
Bromodichloromethane	0.98	Not Detected	6.6	Not Detected
cis-1,3-Dichloropropene	0.98	Not Detected	4.4	Not Detected
4-Methyl-2-pentanone	0.98	Not Detected	4.0	Not Detected
Toluene	0.98	1.3	3.7	5.0
trans-1,3-Dichloropropene	0.98	Not Detected	4.4	Not Detected
1,1,2-Trichloroethane	0.98	Not Detected	5.3	Not Detected
Tetrachloroethene	0.98	Not Detected	6.6	Not Detected
2-Hexanone	3.9	0.14 J U	16	~~0.56 J~~ U

eurofins | Air Toxics

Client Sample ID: VMP-20-10-071112

Lab ID#: 1207283A-14A

EPA METHOD TO-15 GC/MS FULL SCAN

File Name:	2071909	**Date of Collection:**	7/11/12 2:42:00 PM
Dil. Factor:	1.96	**Date of Analysis:**	7/19/12 03:17 PM

Compound	Rpt. Limit (ppbv)	Amount (ppbv)	Rpt. Limit (ug/m3)	Amount (ug/m3)
Dibromochloromethane	0.98	Not Detected	8.3	Not Detected
1,2-Dibromoethane (EDB)	0.98	Not Detected	7.5	Not Detected
Chlorobenzene	0.98	Not Detected	4.5	Not Detected
Ethyl Benzene	0.98	Not Detected	4.2	Not Detected
m,p-Xylene	0.98	~~0.21 J~~ J	4.2	~~0.93 J~~ J
o-Xylene	0.98	Not Detected	4.2	Not Detected
Styrene	0.98	Not Detected	4.2	Not Detected
Bromoform	0.98	Not Detected	10	Not Detected
Cumene	0.98	Not Detected	4.8	Not Detected
1,1,2,2-Tetrachloroethane	0.98	Not Detected	6.7	Not Detected
Propylbenzene	0.98	~~0.078 J~~ J	4.8	~~0.38 J~~ J
4-Ethyltoluene	0.98	~~0.12 J~~ J	4.8	~~0.62 J~~ J
1,3,5-Trimethylbenzene	0.98	Not Detected	4.8	Not Detected
1,2,4-Trimethylbenzene	0.98	Not Detected	4.8	Not Detected
1,3-Dichlorobenzene	0.98	Not Detected	5.9	Not Detected
1,4-Dichlorobenzene	0.98	Not Detected	5.9	Not Detected
alpha-Chlorotoluene	0.98	Not Detected UJ	5.1	Not Detected UJ
1,2-Dichlorobenzene	0.98	Not Detected	5.9	Not Detected
1,2,4-Trichlorobenzene	3.9	Not Detected	29	Not Detected
Hexachlorobutadiene	3.9	Not Detected	42	Not Detected
Butane	3.9	Not Detected	9.3	Not Detected
Isopentane	3.9	1.6 J	12	4.8 J

J = Estimated value.

Container Type: 1 Liter Summa Canister

Surrogates	%Recovery	Method Limits
Toluene-d8	105	70-130
1,2-Dichloroethane-d4	99	70-130
4-Bromofluorobenzene	95	70-130

eurofins

Air Toxics

Client Sample ID: VMP-20-25-071112

Lab ID#: 1207283A-15A

EPA METHOD TO-15 GC/MS FULL SCAN

File Name:	2071910	**Date of Collection:**	7/11/12 3:38:00 PM
Dil. Factor:	2.01	**Date of Analysis:**	7/19/12 04:50 PM

Compound	Rpt. Limit (ppbv)	Amount (ppbv)	Rpt. Limit (ug/m3)	Amount (ug/m3)
Freon 12	1.0	0.51 J	5.0	2.5 J
Freon 114	1.0	Not Detected	7.0	Not Detected
Chloromethane	10	Not Detected	21	Not Detected
Vinyl Chloride	1.0	Not Detected	2.6	Not Detected
1,3-Butadiene	1.0	Not Detected	2.2	Not Detected
Bromomethane	10	Not Detected	39	Not Detected
Chloroethane	4.0	Not Detected	11	Not Detected
Freon 11	1.0	14	5.6	80
Ethanol	4.0	9.1	7.6	17
Freon 113	1.0	Not Detected	7.7	Not Detected
1,1-Dichloroethene	1.0	Not Detected	4.0	Not Detected
Acetone	10	14	24	34
2-Propanol	4.0	34	9.9	84
Carbon Disulfide	4.0	2.2 J	12	6.8 J
3-Chloropropene	4.0	Not Detected	12	Not Detected
Methylene Chloride	10	Not Detected	35	Not Detected
Methyl tert-butyl ether	1.0	Not Detected	3.6	Not Detected
trans-1,2-Dichloroethene	1.0	Not Detected	4.0	Not Detected
Hexane	1.0	Not Detected	3.5	Not Detected
1,1-Dichloroethane	1.0	Not Detected	4.1	Not Detected
2-Butanone (Methyl Ethyl Ketone)	4.0	2.0 J	12	6.0 J
cis-1,2-Dichloroethene	1.0	Not Detected	4.0	Not Detected
Tetrahydrofuran	1.0	Not Detected	3.0	Not Detected
Chloroform	1.0	Not Detected	4.9	Not Detected
1,1,1-Trichloroethane	1.0	Not Detected	5.5	Not Detected
Cyclohexane	1.0	0.32 J	3.4	1.1 J
Carbon Tetrachloride	1.0	Not Detected	6.3	Not Detected
2,2,4-Trimethylpentane	1.0	Not Detected	4.7	Not Detected
Benzene	1.0	0.33 J	3.2	1.0 J
1,2-Dichloroethane	1.0	Not Detected	4.1	Not Detected
Heptane	1.0	0.77 J	4.1	3.2 J
Trichloroethene	1.0	Not Detected	5.4	Not Detected
1,2-Dichloropropane	1.0	Not Detected	4.6	Not Detected
1,4-Dioxane	4.0	Not Detected	14	Not Detected
Bromodichloromethane	1.0	Not Detected	6.7	Not Detected
cis-1,3-Dichloropropene	1.0	Not Detected	4.6	Not Detected
4-Methyl-2-pentanone	1.0	Not Detected	4.1	Not Detected
Toluene	1.0	3.8	3.8	14
trans-1,3-Dichloropropene	1.0	Not Detected	4.6	Not Detected
1,1,2-Trichloroethane	1.0	Not Detected	5.5	Not Detected
Tetrachloroethene	1.0	Not Detected	6.8	Not Detected
2-Hexanone	4.0	Not Detected	16	Not Detected

eurofins | Air Toxics

Client Sample ID: VMP-20-25-071112

Lab ID#: 1207283A-15A

EPA METHOD TO-15 GC/MS FULL SCAN

File Name:	**2071910**	**Date of Collection:**	**7/11/12 3:38:00 PM**
Dil. Factor:	**2.01**	**Date of Analysis:**	**7/19/12 04:50 PM**

Compound	Rpt. Limit (ppbv)	Amount (ppbv)	Rpt. Limit (ug/m3)	Amount (ug/m3)
Dibromochloromethane	1.0	Not Detected	8.6	Not Detected
1,2-Dibromoethane (EDB)	1.0	Not Detected	7.7	Not Detected
Chlorobenzene	1.0	Not Detected	4.6	Not Detected
Ethyl Benzene	1.0	Not Detected	4.4	Not Detected
m,p-Xylene	1.0	~~0.29 J~~ U	4.4	~~1.2 J~~ U
o-Xylene	1.0	Not Detected	4.4	Not Detected
Styrene	1.0	Not Detected	4.3	Not Detected
Bromoform	1.0	Not Detected	10	Not Detected
Cumene	1.0	Not Detected	4.9	Not Detected
1,1,2,2-Tetrachloroethane	1.0	Not Detected	6.9	Not Detected
Propylbenzene	1.0	~~0.084 J~~ U	4.9	~~0.41 J~~ U
4-Ethyltoluene	1.0	~~0.15 J~~ U	4.9	~~0.72 J~~ U
1,3,5-Trimethylbenzene	1.0	Not Detected	4.9	Not Detected
1,2,4-Trimethylbenzene	1.0	~~0.35 J~~ U	4.9	~~1.7 J~~ U
1,3-Dichlorobenzene	1.0	Not Detected	6.0	Not Detected
1,4-Dichlorobenzene	1.0	Not Detected	6.0	Not Detected
alpha-Chlorotoluene	1.0	Not Detected UJ	5.2	Not Detected UJ
1,2-Dichlorobenzene	1.0	Not Detected	6.0	Not Detected
1,2,4-Trichlorobenzene	4.0	Not Detected	30	Not Detected
Hexachlorobutadiene	4.0	Not Detected	43	Not Detected
Butane	4.0	Not Detected	9.6	Not Detected
Isopentane	4.0	1.9 J	12	5.5 J

J = Estimated value.

Container Type: 1 Liter Summa Canister

Surrogates	%Recovery	Method Limits
Toluene-d8	103	70-130
1,2-Dichloroethane-d4	102	70-130
4-Bromofluorobenzene	87	70-130

eurofins | Air Toxics

Client Sample ID: VMP-21-5-071012
Lab ID#: 1207283A-16A
EPA METHOD TO-15 GC/MS FULL SCAN

File Name:	2071911	Date of Collection:	7/10/12 4:07:00 PM
Dil. Factor:	2.12	Date of Analysis:	7/19/12 05:32 PM

Compound	Rpt. Limit (ppbv)	Amount (ppbv)	Rpt. Limit (ug/m3)	Amount (ug/m3)
Freon 12	1.1	0.42 J	5.2	2.1 J
Freon 114	1.1	Not Detected	7.4	Not Detected
Chloromethane	11	Not Detected	22	Not Detected
Vinyl Chloride	1.1	Not Detected	2.7	Not Detected
1,3-Butadiene	1.1	Not Detected	2.3	Not Detected
Bromomethane	11	Not Detected	41	Not Detected
Chloroethane	4.2	Not Detected	11	Not Detected
Freon 11	1.1	0.28 J	6.0	1.6 J
Ethanol	4.2	79	8.0	150
Freon 113	1.1	Not Detected	8.1	Not Detected
1,1-Dichloroethene	1.1	Not Detected	4.2	Not Detected
Acetone	11	51	25	120
2-Propanol	4.2	86	10	210
Carbon Disulfide	4.2	Not Detected	13	Not Detected
3-Chloropropene	4.2	Not Detected	13	Not Detected
Methylene Chloride	11	Not Detected	37	Not Detected
Methyl tert-butyl ether	1.1	Not Detected	3.8	Not Detected
trans-1,2-Dichloroethene	1.1	Not Detected	4.2	Not Detected
Hexane	1.1	0.99 J	3.7	3.5 J
1,1-Dichloroethane	1.1	Not Detected	4.3	Not Detected
2-Butanone (Methyl Ethyl Ketone)	4.2	6.9	12	20
cis-1,2-Dichloroethene	1.1	Not Detected	4.2	Not Detected
Tetrahydrofuran	1.1	6.8	3.1	20
Chloroform	1.1	Not Detected	5.2	Not Detected
1,1,1-Trichloroethane	1.1	Not Detected	5.8	Not Detected
Cyclohexane	1.1	8.1	3.6	28
Carbon Tetrachloride	1.1	Not Detected	6.7	Not Detected
2,2,4-Trimethylpentane	1.1	Not Detected	5.0	Not Detected
Benzene	1.1	0.94 J	3.4	3.0 J
1,2-Dichloroethane	1.1	Not Detected	4.3	Not Detected
Heptane	1.1	0.66 J	4.3	2.7 J
Trichloroethene	1.1	Not Detected	5.7	Not Detected
1,2-Dichloropropane	1.1	Not Detected	4.9	Not Detected
1,4-Dioxane	4.2	Not Detected	15	Not Detected
Bromodichloromethane	1.1	Not Detected	7.1	Not Detected
cis-1,3-Dichloropropene	1.1	Not Detected	4.8	Not Detected
4-Methyl-2-pentanone	1.1	~~0.37 J~~ U	4.3	~~1.5 J~~ U
Toluene	1.1	2.7	4.0	10
trans-1,3-Dichloropropene	1.1	Not Detected	4.8	Not Detected
1,1,2-Trichloroethane	1.1	Not Detected	5.8	Not Detected
Tetrachloroethene	1.1	Not Detected	7.2	Not Detected
2-Hexanone	4.2	~~0.21 J~~ U	17	~~0.86 J~~ U

eurofins | Air Toxics

Client Sample ID: VMP-21-5-071012

Lab ID#: 1207283A-16A

EPA METHOD TO-15 GC/MS FULL SCAN

File Name:	2071911	**Date of Collection:**	7/10/12 4:07:00 PM
Dil. Factor:	2.12	**Date of Analysis:**	7/19/12 05:32 PM

Compound	Rpt. Limit (ppbv)	Amount (ppbv)	Rpt. Limit (ug/m3)	Amount (ug/m3)
Dibromochloromethane	1.1	Not Detected	9.0	Not Detected
1,2-Dibromoethane (EDB)	1.1	Not Detected	8.1	Not Detected
Chlorobenzene	1.1	~~0.47 J~~ U	4.9	~~2.2 J~~ U
Ethyl Benzene	1.1	8.3	4.6	36
m,p-Xylene	1.1	27	4.6	120
o-Xylene	1.1	5.0	4.6	22
Styrene	1.1	0.35 J	4.5	1.5 J
Bromoform	1.1	Not Detected	11	Not Detected
Cumene	1.1	0.54 J	5.2	2.7 J
1,1,2,2-Tetrachloroethane	1.1	Not Detected	7.3	Not Detected
Propylbenzene	1.1	1.7	5.2	8.4
4-Ethyltoluene	1.1	5.2	5.2	25
1,3,5-Trimethylbenzene	1.1	3.7	5.2	18
1,2,4-Trimethylbenzene	1.1	9.8	5.2	48
1,3-Dichlorobenzene	1.1	Not Detected	6.4	Not Detected
1,4-Dichlorobenzene	1.1	Not Detected	6.4	Not Detected
alpha-Chlorotoluene	1.1	Not Detected UJ	5.5	Not Detected UJ
1,2-Dichlorobenzene	1.1	Not Detected	6.4	Not Detected
1,2,4-Trichlorobenzene	4.2	Not Detected	31	Not Detected
Hexachlorobutadiene	4.2	Not Detected	45	Not Detected
Butane	4.2	Not Detected	10	Not Detected
Isopentane	4.2	2.2 J	12	6.5 J

J = Estimated value.

Container Type: 1 Liter Summa Canister

Surrogates	%Recovery	Method Limits
Toluene-d8	97	70-130
1,2-Dichloroethane-d4	93	70-130
4-Bromofluorobenzene	93	70-130

eurofins | Air Toxics

Client Sample ID: VMP-21-10-071012

Lab ID#: 1207283A-17A

EPA METHOD TO-15 GC/MS FULL SCAN

File Name:	2071912	Date of Collection:	7/10/12 5:02:00 PM
Dil. Factor:	2.01	Date of Analysis:	7/19/12 06:17 PM

Compound	Rpt. Limit (ppbv)	Amount (ppbv)	Rpt. Limit (ug/m3)	Amount (ug/m3)
Freon 12	1.0	Not Detected	5.0	Not Detected
Freon 114	1.0	Not Detected	7.0	Not Detected
Chloromethane	10	Not Detected	21	Not Detected
Vinyl Chloride	1.0	Not Detected	2.6	Not Detected
1,3-Butadiene	1.0	Not Detected	2.2	Not Detected
Bromomethane	10	Not Detected	39	Not Detected
Chloroethane	4.0	Not Detected	11	Not Detected
Freon 11	1.0	0.21 J	5.6	1.2 J
Ethanol	4.0	4.0	7.6	7.5
Freon 113	1.0	Not Detected	7.7	Not Detected
1,1-Dichloroethene	1.0	Not Detected	4.0	Not Detected
Acetone	10	23	24	55
2-Propanol	4.0	0.90 J	9.9	2.2 J
Carbon Disulfide	4.0	1.4 J	12	4.3 J
3-Chloropropene	4.0	Not Detected	12	Not Detected
Methylene Chloride	10	0.39 J	35	1.4 J
Methyl tert-butyl ether	1.0	Not Detected	3.6	Not Detected
trans-1,2-Dichloroethene	1.0	Not Detected	4.0	Not Detected
Hexane	1.0	Not Detected	3.5	Not Detected
1,1-Dichloroethane	1.0	Not Detected	4.1	Not Detected
2-Butanone (Methyl Ethyl Ketone)	4.0	2.2 J	12	6.5 J
cis-1,2-Dichloroethene	1.0	Not Detected	4.0	Not Detected
Tetrahydrofuran	1.0	1.3	3.0	3.8
Chloroform	1.0	Not Detected	4.9	Not Detected
1,1,1-Trichloroethane	1.0	Not Detected	5.5	Not Detected
Cyclohexane	1.0	0.20 J	3.4	0.68 J
Carbon Tetrachloride	1.0	Not Detected	6.3	Not Detected
2,2,4-Trimethylpentane	1.0	Not Detected	4.7	Not Detected
Benzene	1.0	0.58 J	3.2	1.8 J
1,2-Dichloroethane	1.0	Not Detected	4.1	Not Detected
Heptane	1.0	Not Detected	4.1	Not Detected
Trichloroethene	1.0	Not Detected	5.4	Not Detected
1,2-Dichloropropane	1.0	Not Detected	4.6	Not Detected
1,4-Dioxane	4.0	Not Detected	14	Not Detected
Bromodichloromethane	1.0	Not Detected	6.7	Not Detected
cis-1,3-Dichloropropene	1.0	Not Detected	4.6	Not Detected
4-Methyl-2-pentanone	1.0	Not Detected	4.1	Not Detected
Toluene	1.0	~~0.40 J~~	3.8	~~1.5 J~~
trans-1,3-Dichloropropene	1.0	Not Detected	4.6	Not Detected
1,1,2-Trichloroethane	1.0	Not Detected	5.5	Not Detected
Tetrachloroethene	1.0	0.37 J	6.8	2.5 J
2-Hexanone	4.0	Not Detected	16	Not Detected

eurofins

Air Toxics

Client Sample ID: VMP-21-10-071012

Lab ID#: 1207283A-17A

EPA METHOD TO-15 GC/MS FULL SCAN

File Name:	**2071912**	**Date of Collection: 7/10/12 5:02:00 PM**	
Dil. Factor:	**2.01**	**Date of Analysis: 7/19/12 06:17 PM**	

Compound	Rpt. Limit (ppbv)	Amount (ppbv)	Rpt. Limit (ug/m3)	Amount (ug/m3)
Dibromochloromethane	1.0	Not Detected	8.6	Not Detected
1,2-Dibromoethane (EDB)	1.0	Not Detected	7.7	Not Detected
Chlorobenzene	1.0	Not Detected	4.6	Not Detected
Ethyl Benzene	1.0	Not Detected	4.4	Not Detected
m,p-Xylene	1.0	~~0.37 J~~ UA	4.4	~~1.6 J~~ UA
o-Xylene	1.0	Not Detected	4.4	Not Detected
Styrene	1.0	Not Detected	4.3	Not Detected
Bromoform	1.0	Not Detected	10	Not Detected
Cumene	1.0	Not Detected	4.9	Not Detected
1,1,2,2-Tetrachloroethane	1.0	Not Detected	6.9	Not Detected
Propylbenzene	1.0	Not Detected	4.9	Not Detected
4-Ethyltoluene	1.0	Not Detected	4.9	Not Detected
1,3,5-Trimethylbenzene	1.0	Not Detected	4.9	Not Detected
1,2,4-Trimethylbenzene	1.0	~~0.18 J~~ UA	4.9	~~0.89 J~~ UA
1,3-Dichlorobenzene	1.0	Not Detected	6.0	Not Detected
1,4-Dichlorobenzene	1.0	Not Detected	6.0	Not Detected
alpha-Chlorotoluene	1.0	Not Detected UJ	5.2	Not Detected UJ
1,2-Dichlorobenzene	1.0	Not Detected	6.0	Not Detected
1,2,4-Trichlorobenzene	4.0	Not Detected	30	Not Detected
Hexachlorobutadiene	4.0	Not Detected	43	Not Detected
Butane	4.0	Not Detected	9.6	Not Detected
Isopentane	4.0	1.5 J	12	4.3 J

J = Estimated value.

Container Type: 1 Liter Summa Canister

Surrogates	%Recovery	Method Limits
Toluene-d8	102	70-130
1,2-Dichloroethane-d4	98	70-130
4-Bromofluorobenzene	92	70-130

eurofins

Air Toxics

Client Sample ID: VMP-21-25-071112

Lab ID#: 1207283A-18A

EPA METHOD TO-15 GC/MS FULL SCAN

File Name:	2071913	Date of Collection:	7/11/12 9:35:00 AM
Dil. Factor:	1.83	Date of Analysis:	7/19/12 06:54 PM

Compound	Rpt. Limit (ppbv)	Amount (ppbv)	Rpt. Limit (ug/m3)	Amount (ug/m3)
Freon 12	0.92	0.45 J	4.5	2.2 J
Freon 114	0.92	Not Detected	6.4	Not Detected
Chloromethane	9.2	Not Detected	19	Not Detected
Vinyl Chloride	0.92	Not Detected	2.3	Not Detected
1,3-Butadiene	0.92	Not Detected	2.0	Not Detected
Bromomethane	9.2	Not Detected	36	Not Detected
Chloroethane	3.7	Not Detected	9.6	Not Detected
Freon 11	0.92	0.20 J	5.1	1.1 J
Ethanol	3.7	8.3	6.9	16
Freon 113	0.92	Not Detected	7.0	Not Detected
1,1-Dichloroethene	0.92	Not Detected	3.6	Not Detected
Acetone	9.2	12	22	28
2-Propanol	3.7	5.9	9.0	15
Carbon Disulfide	3.7	1.5 J	11	4.6 J
3-Chloropropene	3.7	Not Detected	11	Not Detected
Methylene Chloride	9.2	0.83 J	32	2.9 J
Methyl tert-butyl ether	0.92	Not Detected	3.3	Not Detected
trans-1,2-Dichloroethene	0.92	Not Detected	3.6	Not Detected
Hexane	0.92	Not Detected	3.2	Not Detected
1,1-Dichloroethane	0.92	Not Detected	3.7	Not Detected
2-Butanone (Methyl Ethyl Ketone)	3.7	1.4 J	11	4.0 J
cis-1,2-Dichloroethene	0.92	Not Detected	3.6	Not Detected
Tetrahydrofuran	0.92	0.45 J	2.7	1.3 J
Chloroform	0.92	Not Detected	4.5	Not Detected
1,1,1-Trichloroethane	0.92	Not Detected	5.0	Not Detected
Cyclohexane	0.92	0.32 J	3.1	1.1 J
Carbon Tetrachloride	0.92	Not Detected	5.8	Not Detected
2,2,4-Trimethylpentane	0.92	3.2	4.3	15
Benzene	0.92	0.31 J	2.9	0.98 J
1,2-Dichloroethane	0.92	Not Detected	3.7	Not Detected
Heptane	0.92	0.47 J	3.7	1.9 J
Trichloroethene	0.92	Not Detected	4.9	Not Detected
1,2-Dichloropropane	0.92	Not Detected	4.2	Not Detected
1,4-Dioxane	3.7	Not Detected	13	Not Detected
Bromodichloromethane	0.92	Not Detected	6.1	Not Detected
cis-1,3-Dichloropropene	0.92	Not Detected	4.2	Not Detected
4-Methyl-2-pentanone	0.92	0.85 J	3.7	3.5 J
Toluene	0.92	1.8	3.4	6.7
trans-1,3-Dichloropropene	0.92	Not Detected	4.2	Not Detected
1,1,2-Trichloroethane	0.92	Not Detected	5.0	Not Detected
Tetrachloroethene	0.92	1.3	6.2	9.1
2-Hexanone	3.7	Not Detected	15	Not Detected

eurofins | Air Toxics

Client Sample ID: VMP-21-25-071112

Lab ID#: 1207283A-18A

EPA METHOD TO-15 GC/MS FULL SCAN

File Name:	2071913	**Date of Collection:**	7/11/12 9:35:00 AM
Dil. Factor:	1.83	**Date of Analysis:**	7/19/12 06:54 PM

Compound	Rpt. Limit (ppbv)	Amount (ppbv)	Rpt. Limit (ug/m3)	Amount (ug/m3)
Dibromochloromethane	0.92	Not Detected	7.8	Not Detected
1,2-Dibromoethane (EDB)	0.92	Not Detected	7.0	Not Detected
Chlorobenzene	0.92	Not Detected	4.2	Not Detected
Ethyl Benzene	0.92	Not Detected	4.0	Not Detected
m,p-Xylene	0.92	~~0.30 J~~ U	4.0	~~1.3 J~~ U
o-Xylene	0.92	Not Detected	4.0	Not Detected
Styrene	0.92	Not Detected	3.9	Not Detected
Bromoform	0.92	Not Detected	9.4	Not Detected
Cumene	0.92	~~0.13 J~~ U	4.5	~~0.64 J~~ U
1,1,2,2-Tetrachloroethane	0.92	Not Detected	6.3	Not Detected
Propylbenzene	0.92	~~0.093 J~~ U	4.5	~~0.46 J~~ U
4-Ethyltoluene	0.92	~~0.20 J~~ U	4.5	~~0.97 J~~ U
1,3,5-Trimethylbenzene	0.92	Not Detected	4.5	Not Detected
1,2,4-Trimethylbenzene	0.92	~~0.18 J~~ U	4.5	~~0.86 J~~ U
1,3-Dichlorobenzene	0.92	Not Detected	5.5	Not Detected
1,4-Dichlorobenzene	0.92	Not Detected	5.5	Not Detected
alpha-Chlorotoluene	0.92	Not Detected UJ	4.7	Not Detected UJ
1,2-Dichlorobenzene	0.92	Not Detected	5.5	Not Detected
1,2,4-Trichlorobenzene	3.7	Not Detected	27	Not Detected
Hexachlorobutadiene	3.7	Not Detected	39	Not Detected
Butane	3.7	4.6	8.7	11
Isopentane	3.7	4.0	11	12

J = Estimated value.

Container Type: 1 Liter Summa Canister

Surrogates	%Recovery	Method Limits
Toluene-d8	105	70-130
1,2-Dichloroethane-d4	99	70-130
4-Bromofluorobenzene	92	70-130

eurofins

Air Toxics

Client Sample ID: VMP-21-33-071112

Lab ID#: 1207283A-19A

EPA METHOD TO-15 GC/MS FULL SCAN

File Name:	**2071914**	**Date of Collection:**	**7/11/12 10:27:00 AM**
Dil. Factor:	**1.96**	**Date of Analysis:**	**7/19/12 07:33 PM**

Compound	Rpt. Limit (ppbv)	Amount (ppbv)	Rpt. Limit (ug/m3)	Amount (ug/m3)
Freon 12	0.98	0.62 J	4.8	3.1 J
Freon 114	0.98	Not Detected	6.8	Not Detected
Chloromethane	9.8	Not Detected	20	Not Detected
Vinyl Chloride	0.98	Not Detected	2.5	Not Detected
1,3-Butadiene	0.98	Not Detected	2.2	Not Detected
Bromomethane	9.8	Not Detected	38	Not Detected
Chloroethane	3.9	Not Detected	10	Not Detected
Freon 11	0.98	Not Detected	5.5	Not Detected
Ethanol	3.9	3.6 J	7.4	6.7 J
Freon 113	0.98	Not Detected	7.5	Not Detected
1,1-Dichloroethene	0.98	Not Detected	3.9	Not Detected
Acetone	9.8	18	23	44
2-Propanol	3.9	1.4 J	9.6	3.4 J
Carbon Disulfide	3.9	1.3 J	12	4.2 J
3-Chloropropene	3.9	Not Detected	12	Not Detected
Methylene Chloride	9.8	0.37 J	34	1.3 J
Methyl tert-butyl ether	0.98	Not Detected	3.5	Not Detected
trans-1,2-Dichloroethene	0.98	Not Detected	3.9	Not Detected
Hexane	0.98	Not Detected	3.4	Not Detected
1,1-Dichloroethane	0.98	Not Detected	4.0	Not Detected
2-Butanone (Methyl Ethyl Ketone)	3.9	2.4 J	12	7.0 J
cis-1,2-Dichloroethene	0.98	Not Detected	3.9	Not Detected
Tetrahydrofuran	0.98	0.59 J	2.9	1.7 J
Chloroform	0.98	Not Detected	4.8	Not Detected
1,1,1-Trichloroethane	0.98	Not Detected	5.3	Not Detected
Cyclohexane	0.98	Not Detected	3.4	Not Detected
Carbon Tetrachloride	0.98	Not Detected	6.2	Not Detected
2,2,4-Trimethylpentane	0.98	Not Detected	4.6	Not Detected
Benzene	0.98	0.35 J	3.1	1.1 J
1,2-Dichloroethane	0.98	Not Detected	4.0	Not Detected
Heptane	0.98	Not Detected	4.0	Not Detected
Trichloroethene	0.98	Not Detected	5.3	Not Detected
1,2-Dichloropropane	0.98	Not Detected	4.5	Not Detected
1,4-Dioxane	3.9	Not Detected	14	Not Detected
Bromodichloromethane	0.98	Not Detected	6.6	Not Detected
cis-1,3-Dichloropropene	0.98	Not Detected	4.4	Not Detected
4-Methyl-2-pentanone	0.98	Not Detected	4.0	Not Detected
Toluene	0.98	~~0.55 J~~	3.7	~~2.1 J~~
trans-1,3-Dichloropropene	0.98	Not Detected	4.4	Not Detected
1,1,2-Trichloroethane	0.98	Not Detected	5.3	Not Detected
Tetrachloroethene	0.98	0.32 J	6.6	2.2 J
2-Hexanone	3.9	~~0.29 J~~	16	~~1.2 J~~

eurofins

Air Toxics

Client Sample ID: VMP-21-33-071112

Lab ID#: 1207283A-19A

EPA METHOD TO-15 GC/MS FULL SCAN

File Name:	**2071914**	**Date of Collection:**	**7/11/12 10:27:00 AM**
Dil. Factor:	**1.96**	**Date of Analysis:**	**7/19/12 07:33 PM**

Compound	Rpt. Limit (ppbv)	Amount (ppbv)	Rpt. Limit (ug/m3)	Amount (ug/m3)
Dibromochloromethane	0.98	Not Detected	8.3	Not Detected
1,2-Dibromoethane (EDB)	0.98	Not Detected	7.5	Not Detected
Chlorobenzene	0.98	Not Detected	4.5	Not Detected
Ethyl Benzene	0.98	Not Detected	4.2	Not Detected
m,p-Xylene	0.98	~~0.17 J~~ U	4.2	~~0.74 J~~ U
o-Xylene	0.98	Not Detected	4.2	Not Detected
Styrene	0.98	Not Detected	4.2	Not Detected
Bromoform	0.98	Not Detected	10	Not Detected
Cumene	0.98	Not Detected	4.8	Not Detected
1,1,2,2-Tetrachloroethane	0.98	Not Detected	6.7	Not Detected
Propylbenzene	0.98	Not Detected	4.8	Not Detected
4-Ethyltoluene	0.98	Not Detected	4.8	Not Detected
1,3,5-Trimethylbenzene	0.98	Not Detected	4.8	Not Detected
1,2,4-Trimethylbenzene	0.98	~~0.24 J~~ U	4.8	~~1.2 J~~ U
1,3-Dichlorobenzene	0.98	Not Detected	5.9	Not Detected
1,4-Dichlorobenzene	0.98	Not Detected	5.9	Not Detected
alpha-Chlorotoluene	0.98	Not Detected UJ	5.1	Not Detected UJ
1,2-Dichlorobenzene	0.98	Not Detected	5.9	Not Detected
1,2,4-Trichlorobenzene	3.9	Not Detected	29	Not Detected
Hexachlorobutadiene	3.9	Not Detected	42	Not Detected
Butane	3.9	8.0	9.3	19
Isopentane	3.9	3.1 J	12	9.1 J

J = Estimated value.

Container Type: 1 Liter Summa Canister

Surrogates	%Recovery	Method Limits
Toluene-d8	105	70-130
1,2-Dichloroethane-d4	101	70-130
4-Bromofluorobenzene	91	70-130

eurofins

Air Toxics

Client Sample ID: VMP-22-5-070912

Lab ID#: 1207283A-20A

EPA METHOD TO-15 GC/MS FULL SCAN

File Name:	**2071915**	**Date of Collection: 7/9/12 9:59:00 AM**	
Dil. Factor:	**2.17**	**Date of Analysis: 7/19/12 08:10 PM**	

Compound	Rpt. Limit (ppbv)	Amount (ppbv)	Rpt. Limit (ug/m3)	Amount (ug/m3)
Freon 12	1.1	0.40 J	5.4	2.0 J
Freon 114	1.1	Not Detected	7.6	Not Detected
Chloromethane	11	Not Detected	22	Not Detected
Vinyl Chloride	1.1	Not Detected	2.8	Not Detected
1,3-Butadiene	1.1	Not Detected	2.4	Not Detected
Bromomethane	11	Not Detected	42	Not Detected
Chloroethane	4.3	Not Detected	11	Not Detected
Freon 11	1.1	0.24 J	6.1	1.3 J
Ethanol	4.3	2.8 J	8.2	5.3 J
Freon 113	1.1	Not Detected	8.3	Not Detected
1,1-Dichloroethene	1.1	Not Detected	4.3	Not Detected
Acetone	11	14	26	34
2-Propanol	4.3	3.4 J	11	8.3 J
Carbon Disulfide	4.3	2.4 J	14	7.4 J
3-Chloropropene	4.3	Not Detected	14	Not Detected
Methylene Chloride	11	Not Detected	38	Not Detected
Methyl tert-butyl ether	1.1	Not Detected	3.9	Not Detected
trans-1,2-Dichloroethene	1.1	Not Detected	4.3	Not Detected
Hexane	1.1	Not Detected	3.8	Not Detected
1,1-Dichloroethane	1.1	Not Detected	4.4	Not Detected
2-Butanone (Methyl Ethyl Ketone)	4.3	1.2 J	13	3.7 J
cis-1,2-Dichloroethene	1.1	Not Detected	4.3	Not Detected
Tetrahydrofuran	1.1	Not Detected	3.2	Not Detected
Chloroform	1.1	Not Detected	5.3	Not Detected
1,1,1-Trichloroethane	1.1	Not Detected	5.9	Not Detected
Cyclohexane	1.1	Not Detected	3.7	Not Detected
Carbon Tetrachloride	1.1	Not Detected	6.8	Not Detected
2,2,4-Trimethylpentane	1.1	0.52 J	5.1	2.4 J
Benzene	1.1	0.39 J	3.5	1.2 J
1,2-Dichloroethane	1.1	Not Detected	4.4	Not Detected
Heptane	1.1	0.73 J	4.4	3.0 J
Trichloroethene	1.1	Not Detected	5.8	Not Detected
1,2-Dichloropropane	1.1	Not Detected	5.0	Not Detected
1,4-Dioxane	4.3	Not Detected	16	Not Detected
Bromodichloromethane	1.1	Not Detected	7.3	Not Detected
cis-1,3-Dichloropropene	1.1	Not Detected	4.9	Not Detected
4-Methyl-2-pentanone	1.1	Not Detected	4.4	Not Detected
Toluene	1.1	2.7	4.1	10
trans-1,3-Dichloropropene	1.1	Not Detected	4.9	Not Detected
1,1,2-Trichloroethane	1.1	Not Detected	5.9	Not Detected
Tetrachloroethene	1.1	Not Detected	7.4	Not Detected
2-Hexanone	4.3	Not Detected	18	Not Detected

eurofins | Air Toxics

Client Sample ID: VMP-22-5-070912

Lab ID#: 1207283A-20A

EPA METHOD TO-15 GC/MS FULL SCAN

File Name:	**2071915**	**Date of Collection:**	**7/9/12 9:59:00 AM**
Dil. Factor:	**2.17**	**Date of Analysis:**	**7/19/12 08:10 PM**

Compound	Rpt. Limit (ppbv)	Amount (ppbv)	Rpt. Limit (ug/m3)	Amount (ug/m3)
Dibromochloromethane	1.1	Not Detected	9.2	Not Detected
1,2-Dibromoethane (EDB)	1.1	Not Detected	8.3	Not Detected
Chlorobenzene	1.1	Not Detected	5.0	Not Detected
Ethyl Benzene	1.1	1.2	4.7	5.2
m,p-Xylene	1.1	2.3	4.7	9.9
o-Xylene	1.1	0.66 J	4.7	2.8 J
Styrene	1.1	Not Detected	4.6	Not Detected
Bromoform	1.1	Not Detected	11	Not Detected
Cumene	1.1	Not Detected	5.3	Not Detected
1,1,2,2-Tetrachloroethane	1.1	Not Detected	7.4	Not Detected
Propylbenzene	1.1	~~0.13 J~~ U	5.3	~~0.64 J~~ U
4-Ethyltoluene	1.1	Not Detected	5.3	Not Detected
1,3,5-Trimethylbenzene	1.1	Not Detected	5.3	Not Detected
1,2,4-Trimethylbenzene	1.1	~~0.16 J~~ U	5.3	~~0.80 J~~ U
1,3-Dichlorobenzene	1.1	Not Detected	6.5	Not Detected
1,4-Dichlorobenzene	1.1	Not Detected	6.5	Not Detected
alpha-Chlorotoluene	1.1	Not Detected UJ	5.6	Not Detected UJ
1,2-Dichlorobenzene	1.1	Not Detected	6.5	Not Detected
1,2,4-Trichlorobenzene	4.3	Not Detected	32	Not Detected
Hexachlorobutadiene	4.3	Not Detected	46	Not Detected
Butane	4.3	Not Detected	10	Not Detected
Isopentane	4.3	0.57 J	13	1.7 J

J = Estimated value.

Container Type: 1 Liter Summa Canister

Surrogates	%Recovery	Method Limits
Toluene-d8	108	70-130
1,2-Dichloroethane-d4	103	70-130
4-Bromofluorobenzene	95	70-130

eurofins | Air Toxics

Client Sample ID: Lab Blank

Lab ID#: 1207283A-21A

EPA METHOD TO-15 GC/MS FULL SCAN

File Name:	2071805a	Date of Collection: NA	
Dil. Factor:	1.00	Date of Analysis: 7/18/12 11:34 AM	

Compound	Rpt. Limit (ppbv)	Amount (ppbv)	Rpt. Limit (ug/m3)	Amount (ug/m3)
Freon 12	0.50	Not Detected	2.5	Not Detected
Freon 114	0.50	Not Detected	3.5	Not Detected
Chloromethane	5.0	Not Detected	10	Not Detected
Vinyl Chloride	0.50	Not Detected	1.3	Not Detected
1,3-Butadiene	0.50	Not Detected	1.1	Not Detected
Bromomethane	5.0	Not Detected	19	Not Detected
Chloroethane	2.0	Not Detected	5.3	Not Detected
Freon 11	0.50	Not Detected	2.8	Not Detected
Ethanol	2.0	Not Detected	3.8	Not Detected
Freon 113	0.50	Not Detected	3.8	Not Detected
1,1-Dichloroethene	0.50	Not Detected	2.0	Not Detected
Acetone	5.0	Not Detected	12	Not Detected
2-Propanol	2.0	Not Detected	4.9	Not Detected
Carbon Disulfide	2.0	Not Detected	6.2	Not Detected
3-Chloropropene	2.0	Not Detected	6.3	Not Detected
Methylene Chloride	5.0	Not Detected	17	Not Detected
Methyl tert-butyl ether	0.50	0.077 J	1.8	0.28 J
trans-1,2-Dichloroethene	0.50	Not Detected	2.0	Not Detected
Hexane	0.50	Not Detected	1.8	Not Detected
1,1-Dichloroethane	0.50	Not Detected	2.0	Not Detected
2-Butanone (Methyl Ethyl Ketone)	2.0	Not Detected	5.9	Not Detected
cis-1,2-Dichloroethene	0.50	Not Detected	2.0	Not Detected
Tetrahydrofuran	0.50	Not Detected	1.5	Not Detected
Chloroform	0.50	Not Detected	2.4	Not Detected
1,1,1-Trichloroethane	0.50	0.048 J	2.7	0.26 J
Cyclohexane	0.50	Not Detected	1.7	Not Detected
Carbon Tetrachloride	0.50	0.073 J	3.1	0.46 J
2,2,4-Trimethylpentane	0.50	Not Detected	2.3	Not Detected
Benzene	0.50	Not Detected	1.6	Not Detected
1,2-Dichloroethane	0.50	0.13 J	2.0	0.53 J
Heptane	0.50	Not Detected	2.0	Not Detected
Trichloroethene	0.50	Not Detected	2.7	Not Detected
1,2-Dichloropropane	0.50	Not Detected	2.3	Not Detected
1,4-Dioxane	2.0	Not Detected	7.2	Not Detected
Bromodichloromethane	0.50	Not Detected	3.4	Not Detected
cis-1,3-Dichloropropene	0.50	0.12 J	2.3	0.57 J
4-Methyl-2-pentanone	0.50	0.15 J	2.0	0.62 J
Toluene	0.50	0.11 J	1.9	0.43 J
trans-1,3-Dichloropropene	0.50	0.12 J	2.3	0.54 J
1,1,2-Trichloroethane	0.50	Not Detected	2.7	Not Detected
Tetrachloroethene	0.50	Not Detected	3.4	Not Detected
2-Hexanone	2.0	0.29 J	8.2	1.2 J

eurofins | Air Toxics

Client Sample ID: Lab Blank

Lab ID#: 1207283A-21A

EPA METHOD TO-15 GC/MS FULL SCAN

File Name:	**2071805a**	**Date of Collection: NA**	
Dil. Factor:	**1.00**	**Date of Analysis: 7/18/12 11:34 AM**	

Compound	Rpt. Limit (ppbv)	Amount (ppbv)	Rpt. Limit (ug/m3)	Amount (ug/m3)
Dibromochloromethane	0.50	Not Detected	4.2	Not Detected
1,2-Dibromoethane (EDB)	0.50	0.22 J	3.8	1.7 J
Chlorobenzene	0.50	0.19 J	2.3	0.89 J
Ethyl Benzene	0.50	Not Detected	2.2	Not Detected
m,p-Xylene	0.50	0.11 J	2.2	0.46 J
o-Xylene	0.50	0.10 J	2.2	0.44 J
Styrene	0.50	0.14 J	2.1	0.61 J
Bromoform	0.50	0.18 J	5.2	1.8 J
Cumene	0.50	0.14 J	2.4	0.71 J
1,1,2,2-Tetrachloroethane	0.50	0.27 J	3.4	1.8 J
Propylbenzene	0.50	0.13 J	2.4	0.62 J
4-Ethyltoluene	0.50	0.13 J	2.4	0.63 J
1,3,5-Trimethylbenzene	0.50	0.13 J	2.4	0.64 J
1,2,4-Trimethylbenzene	0.50	0.12 J	2.4	0.61 J
1,3-Dichlorobenzene	0.50	0.30 J	3.0	1.8 J
1,4-Dichlorobenzene	0.50	0.33 J	3.0	2.0 J
alpha-Chlorotoluene	0.50	0.24 J	2.6	1.3 J
1,2-Dichlorobenzene	0.50	0.28 J	3.0	1.7 J
1,2,4-Trichlorobenzene	2.0	1.1 J	15	7.9 J
Hexachlorobutadiene	2.0	0.45 J	21	4.8 J
Butane	2.0	Not Detected	4.8	Not Detected
Isopentane	2.0	Not Detected	5.9	Not Detected

J = Estimated value.

Container Type: NA - Not Applicable

Surrogates	%Recovery	Method Limits
Toluene-d8	106	70-130
1,2-Dichloroethane-d4	100	70-130
4-Bromofluorobenzene	94	70-130

Client Sample ID: Lab Blank
Lab ID#: 1207283A-21B
EPA METHOD TO-15 GC/MS FULL SCAN

File Name:	2071906a	Date of Collection: NA	
Dil. Factor:	1.00	Date of Analysis: 7/19/12 01:00 PM	

Compound	Rpt. Limit (ppbv)	Amount (ppbv)	Rpt. Limit (ug/m3)	Amount (ug/m3)
Freon 12	0.50	Not Detected	2.5	Not Detected
Freon 114	0.50	Not Detected	3.5	Not Detected
Chloromethane	5.0	Not Detected	10	Not Detected
Vinyl Chloride	0.50	Not Detected	1.3	Not Detected
1,3-Butadiene	0.50	Not Detected	1.1	Not Detected
Bromomethane	5.0	Not Detected	19	Not Detected
Chloroethane	2.0	Not Detected	5.3	Not Detected
Freon 11	0.50	Not Detected	2.8	Not Detected
Ethanol	2.0	Not Detected	3.8	Not Detected
Freon 113	0.50	Not Detected	3.8	Not Detected
1,1-Dichloroethene	0.50	Not Detected	2.0	Not Detected
Acetone	5.0	Not Detected	12	Not Detected
2-Propanol	2.0	Not Detected	4.9	Not Detected
Carbon Disulfide	2.0	Not Detected	6.2	Not Detected
3-Chloropropene	2.0	Not Detected	6.3	Not Detected
Methylene Chloride	5.0	Not Detected	17	Not Detected
Methyl tert-butyl ether	0.50	0.048 J	1.8	0.17 J
trans-1,2-Dichloroethene	0.50	Not Detected	2.0	Not Detected
Hexane	0.50	Not Detected	1.8	Not Detected
1,1-Dichloroethane	0.50	Not Detected	2.0	Not Detected
2-Butanone (Methyl Ethyl Ketone)	2.0	Not Detected	5.9	Not Detected
cis-1,2-Dichloroethene	0.50	Not Detected	2.0	Not Detected
Tetrahydrofuran	0.50	Not Detected	1.5	Not Detected
Chloroform	0.50	Not Detected	2.4	Not Detected
1,1,1-Trichloroethane	0.50	0.066 J	2.7	0.36 J
Cyclohexane	0.50	Not Detected	1.7	Not Detected
Carbon Tetrachloride	0.50	Not Detected	3.1	Not Detected
2,2,4-Trimethylpentane	0.50	Not Detected	2.3	Not Detected
Benzene	0.50	Not Detected	1.6	Not Detected
1,2-Dichloroethane	0.50	0.10 J	2.0	0.42 J
Heptane	0.50	Not Detected	2.0	Not Detected
Trichloroethene	0.50	Not Detected	2.7	Not Detected
1,2-Dichloropropane	0.50	Not Detected	2.3	Not Detected
1,4-Dioxane	2.0	Not Detected	7.2	Not Detected
Bromodichloromethane	0.50	Not Detected	3.4	Not Detected
cis-1,3-Dichloropropene	0.50	Not Detected	2.3	Not Detected
4-Methyl-2-pentanone	0.50	0.14 J	2.0	0.57 J
Toluene	0.50	0.11 J	1.9	0.42 J
trans-1,3-Dichloropropene	0.50	Not Detected	2.3	Not Detected
1,1,2-Trichloroethane	0.50	Not Detected	2.7	Not Detected
Tetrachloroethene	0.50	Not Detected	3.4	Not Detected
2-Hexanone	2.0	0.099 J	8.2	0.41 J

Client Sample ID: Lab Blank

Lab ID#: 1207283A-21B

EPA METHOD TO-15 GC/MS FULL SCAN

File Name:	**2071906a**	**Date of Collection: NA**	
Dil. Factor:	**1.00**	**Date of Analysis: 7/19/12 01:00 PM**	

Compound	Rpt. Limit (ppbv)	Amount (ppbv)	Rpt. Limit (ug/m3)	Amount (ug/m3)
Dibromochloromethane	0.50	Not Detected	4.2	Not Detected
1,2-Dibromoethane (EDB)	0.50	0.12 J	3.8	0.92 J
Chlorobenzene	0.50	0.10 J	2.3	0.48 J
Ethyl Benzene	0.50	Not Detected	2.2	Not Detected
m,p-Xylene	0.50	0.089 J	2.2	0.39 J
o-Xylene	0.50	Not Detected	2.2	Not Detected
Styrene	0.50	0.069 J	2.1	0.29 J
Bromoform	0.50	0.099 J	5.2	1.0 J
Cumene	0.50	0.11 J	2.4	0.53 J
1,1,2,2-Tetrachloroethane	0.50	0.14 J	3.4	0.94 J
Propylbenzene	0.50	0.10 J	2.4	0.49 J
4-Ethyltoluene	0.50	0.098 J	2.4	0.48 J
1,3,5-Trimethylbenzene	0.50	0.10 J	2.4	0.52 J
1,2,4-Trimethylbenzene	0.50	0.11 J	2.4	0.54 J
1,3-Dichlorobenzene	0.50	0.17 J	3.0	1.0 J
1,4-Dichlorobenzene	0.50	0.18 J	3.0	1.1 J
alpha-Chlorotoluene	0.50	0.070 J	2.6	0.36 J
1,2-Dichlorobenzene	0.50	0.15 J	3.0	0.92 J
1,2,4-Trichlorobenzene	2.0	0.57 J	15	4.3 J
Hexachlorobutadiene	2.0	Not Detected	21	Not Detected
Butane	2.0	Not Detected	4.8	Not Detected
Isopentane	2.0	Not Detected	5.9	Not Detected

J = Estimated value.

Container Type: NA - Not Applicable

Surrogates	%Recovery	Method Limits
Toluene-d8	104	70-130
1,2-Dichloroethane-d4	94	70-130
4-Bromofluorobenzene	95	70-130

eurofins

Air Toxics

Client Sample ID: CCV

Lab ID#: 1207283A-22A

EPA METHOD TO-15 GC/MS FULL SCAN

File Name:	**2071802**	**Date of Collection: NA**	
Dil. Factor:	**1.00**	**Date of Analysis: 7/18/12 09:37 AM**	

Compound	%Recovery
Freon 12	118
Freon 114	123
Chloromethane	116
Vinyl Chloride	120
1,3-Butadiene	106
Bromomethane	123
Chloroethane	104
Freon 11	108
Ethanol	86
Freon 113	109
1,1-Dichloroethene	102
Acetone	106
2-Propanol	92
Carbon Disulfide	95
3-Chloropropene	103
Methylene Chloride	107
Methyl tert-butyl ether	101
trans-1,2-Dichloroethene	98
Hexane	101
1,1-Dichloroethane	100
2-Butanone (Methyl Ethyl Ketone)	102
cis-1,2-Dichloroethene	107
Tetrahydrofuran	96
Chloroform	102
1,1,1-Trichloroethane	106
Cyclohexane	106
Carbon Tetrachloride	110
2,2,4-Trimethylpentane	102
Benzene	107
1,2-Dichloroethane	102
Heptane	109
Trichloroethene	112
1,2-Dichloropropane	104
1,4-Dioxane	113
Bromodichloromethane	111
cis-1,3-Dichloropropene	111
4-Methyl-2-pentanone	112
Toluene	109
trans-1,3-Dichloropropene	111
1,1,2-Trichloroethane	108
Tetrachloroethene	106
2-Hexanone	105

eurofins

Air Toxics

Client Sample ID: CCV

Lab ID#: 1207283A-22A

EPA METHOD TO-15 GC/MS FULL SCAN

File Name:	**2071802**	**Date of Collection: NA**	
Dil. Factor:	**1.00**	**Date of Analysis: 7/18/12 09:37 AM**	

Compound	%Recovery
Dibromochloromethane	112
1,2-Dibromoethane (EDB)	108
Chlorobenzene	107
Ethyl Benzene	108
m,p-Xylene	109
o-Xylene	108
Styrene	108
Bromoform	113
Cumene	106
1,1,2,2-Tetrachloroethane	105
Propylbenzene	103
4-Ethyltoluene	104
1,3,5-Trimethylbenzene	104
1,2,4-Trimethylbenzene	98
1,3-Dichlorobenzene	107
1,4-Dichlorobenzene	102
alpha-Chlorotoluene	116
1,2-Dichlorobenzene	101
1,2,4-Trichlorobenzene	100
Hexachlorobutadiene	97
Butane	109
Isopentane	99

Container Type: NA - Not Applicable

Surrogates	%Recovery	Method Limits
Toluene-d8	105	70-130
1,2-Dichloroethane-d4	98	70-130
4-Bromofluorobenzene	102	70-130

eurofins | Air Toxics

Client Sample ID: CCV
Lab ID#: 1207283A-22B
EPA METHOD TO-15 GC/MS FULL SCAN

File Name:	**2071902**	**Date of Collection: NA**	
Dil. Factor:	**1.00**	**Date of Analysis: 7/19/12 09:50 AM**	

Compound	%Recovery
Freon 12	113
Freon 114	122
Chloromethane	123
Vinyl Chloride	125
1,3-Butadiene	112
Bromomethane	129
Chloroethane	115
Freon 11	103
Ethanol	111
Freon 113	107
1,1-Dichloroethene	105
Acetone	109
2-Propanol	97
Carbon Disulfide	89
3-Chloropropene	104
Methylene Chloride	107
Methyl tert-butyl ether	101
trans-1,2-Dichloroethene	99
Hexane	101
1,1-Dichloroethane	99
2-Butanone (Methyl Ethyl Ketone)	104
cis-1,2-Dichloroethene	104
Tetrahydrofuran	99
Chloroform	99
1,1,1-Trichloroethane	101
Cyclohexane	105
Carbon Tetrachloride	104
2,2,4-Trimethylpentane	104
Benzene	107
1,2-Dichloroethane	99
Heptane	112
Trichloroethene	110
1,2-Dichloropropane	106
1,4-Dioxane	109
Bromodichloromethane	106
cis-1,3-Dichloropropene	109
4-Methyl-2-pentanone	112
Toluene	109
trans-1,3-Dichloropropene	108
1,1,2-Trichloroethane	106
Tetrachloroethene	104
2-Hexanone	105

eurofins

Air Toxics

Client Sample ID: CCV

Lab ID#: 1207283A-22B

EPA METHOD TO-15 GC/MS FULL SCAN

File Name:	**2071902**	**Date of Collection: NA**	
Dil. Factor:	**1.00**	**Date of Analysis: 7/19/12 09:50 AM**	

Compound	%Recovery
Dibromochloromethane	105
1,2-Dibromoethane (EDB)	105
Chlorobenzene	104
Ethyl Benzene	106
m,p-Xylene	106
o-Xylene	106
Styrene	107
Bromoform	109
Cumene	103
1,1,2,2-Tetrachloroethane	102
Propylbenzene	101
4-Ethyltoluene	101
1,3,5-Trimethylbenzene	103
1,2,4-Trimethylbenzene	96
1,3-Dichlorobenzene	104
1,4-Dichlorobenzene	99
alpha-Chlorotoluene	114
1,2-Dichlorobenzene	99
1,2,4-Trichlorobenzene	99
Hexachlorobutadiene	95
Butane	119
Isopentane	104

Container Type: NA - Not Applicable

Surrogates	%Recovery	Method Limits
Toluene-d8	105	70-130
1,2-Dichloroethane-d4	93	70-130
4-Bromofluorobenzene	101	70-130

eurofins

Air Toxics

Client Sample ID: LCS

Lab ID#: 1207283A-23A

EPA METHOD TO-15 GC/MS FULL SCAN

File Name:	**2071803a**	**Date of Collection: NA**	
Dil. Factor:	**1.00**	**Date of Analysis: 7/18/12 10:18 AM**	

Compound	%Recovery
Freon 12	105
Freon 114	110
Chloromethane	111
Vinyl Chloride	109
1,3-Butadiene	97
Bromomethane	114
Chloroethane	99
Freon 11	98
Ethanol	80
Freon 113	101
1,1-Dichloroethene	102
Acetone	105
2-Propanol	84
Carbon Disulfide	108
3-Chloropropene	108
Methylene Chloride	96
Methyl tert-butyl ether	97
trans-1,2-Dichloroethene	104
Hexane	94
1,1-Dichloroethane	94
2-Butanone (Methyl Ethyl Ketone)	97
cis-1,2-Dichloroethene	100
Tetrahydrofuran	89
Chloroform	95
1,1,1-Trichloroethane	100
Cyclohexane	99
Carbon Tetrachloride	103
2,2,4-Trimethylpentane	96
Benzene	101
1,2-Dichloroethane	93
Heptane	100
Trichloroethene	104
1,2-Dichloropropane	97
1,4-Dioxane	96
Bromodichloromethane	101
cis-1,3-Dichloropropene	101
4-Methyl-2-pentanone	98
Toluene	100
trans-1,3-Dichloropropene	101
1,1,2-Trichloroethane	100
Tetrachloroethene	97
2-Hexanone	84

eurofins

Air Toxics

Client Sample ID: LCS

Lab ID#: 1207283A-23A

EPA METHOD TO-15 GC/MS FULL SCAN

File Name:	**2071803a**	**Date of Collection: NA**	
Dil. Factor:	**1.00**	**Date of Analysis: 7/18/12 10:18 AM**	

Compound	%Recovery
Dibromochloromethane	99
1,2-Dibromoethane (EDB)	99
Chlorobenzene	98
Ethyl Benzene	99
m,p-Xylene	97
o-Xylene	96
Styrene	91
Bromoform	103
Cumene	94
1,1,2,2-Tetrachloroethane	99
Propylbenzene	90
4-Ethyltoluene	84
1,3,5-Trimethylbenzene	87
1,2,4-Trimethylbenzene	80
1,3-Dichlorobenzene	94
1,4-Dichlorobenzene	87
alpha-Chlorotoluene	98
1,2-Dichlorobenzene	91
1,2,4-Trichlorobenzene	89
Hexachlorobutadiene	84
Butane	101
Isopentane	93

Container Type: NA - Not Applicable

Surrogates	%Recovery	Method Limits
Toluene-d8	103	70-130
1,2-Dichloroethane-d4	94	70-130
4-Bromofluorobenzene	97	70-130

eurofins | Air Toxics

Client Sample ID: LCSD
Lab ID#: 1207283A-23AA
EPA METHOD TO-15 GC/MS FULL SCAN

File Name:	2071804a	Date of Collection: NA	
Dil. Factor:	1.00	Date of Analysis: 7/18/12 10:56 AM	

Compound	%Recovery
Freon 12	101
Freon 114	106
Chloromethane	107
Vinyl Chloride	106
1,3-Butadiene	98
Bromomethane	112
Chloroethane	96
Freon 11	96
Ethanol	83
Freon 113	102
1,1-Dichloroethene	104
Acetone	104
2-Propanol	85
Carbon Disulfide	103
3-Chloropropene	106
Methylene Chloride	96
Methyl tert-butyl ether	97
trans-1,2-Dichloroethene	106
Hexane	94
1,1-Dichloroethane	95
2-Butanone (Methyl Ethyl Ketone)	98
cis-1,2-Dichloroethene	100
Tetrahydrofuran	90
Chloroform	95
1,1,1-Trichloroethane	98
Cyclohexane	101
Carbon Tetrachloride	102
2,2,4-Trimethylpentane	97
Benzene	100
1,2-Dichloroethane	93
Heptane	102
Trichloroethene	105
1,2-Dichloropropane	98
1,4-Dioxane	97
Bromodichloromethane	100
cis-1,3-Dichloropropene	103
4-Methyl-2-pentanone	98
Toluene	100
trans-1,3-Dichloropropene	100
1,1,2-Trichloroethane	98
Tetrachloroethene	96
2-Hexanone	84

eurofins | Air Toxics

Client Sample ID: LCSD
Lab ID#: 1207283A-23AA
EPA METHOD TO-15 GC/MS FULL SCAN

File Name:	**2071804a**	**Date of Collection: NA**	
Dil. Factor:	**1.00**	**Date of Analysis: 7/18/12 10:56 AM**	

Compound	%Recovery
Dibromochloromethane	99
1,2-Dibromoethane (EDB)	100
Chlorobenzene	99
Ethyl Benzene	97
m,p-Xylene	99
o-Xylene	99
Styrene	94
Bromoform	101
Cumene	96
1,1,2,2-Tetrachloroethane	98
Propylbenzene	93
4-Ethyltoluene	87
1,3,5-Trimethylbenzene	91
1,2,4-Trimethylbenzene	84
1,3-Dichlorobenzene	96
1,4-Dichlorobenzene	90
alpha-Chlorotoluene	99
1,2-Dichlorobenzene	93
1,2,4-Trichlorobenzene	94
Hexachlorobutadiene	88
Butane	96
Isopentane	94

Container Type: NA - Not Applicable

Surrogates	%Recovery	Method Limits
Toluene-d8	103	70-130
1,2-Dichloroethane-d4	94	70-130
4-Bromofluorobenzene	99	70-130

eurofins

Air Toxics

Client Sample ID: LCS

Lab ID#: 1207283A-23B

EPA METHOD TO-15 GC/MS FULL SCAN

File Name:	**2071903**	**Date of Collection: NA**	
Dil. Factor:	**1.00**	**Date of Analysis: 7/19/12 10:34 AM**	

Compound	%Recovery
Freon 12	103
Freon 114	110
Chloromethane	109
Vinyl Chloride	113
1,3-Butadiene	100
Bromomethane	116
Chloroethane	102
Freon 11	96
Ethanol	86
Freon 113	102
1,1-Dichloroethene	107
Acetone	111
2-Propanol	85
Carbon Disulfide	105
3-Chloropropene	112
Methylene Chloride	101
Methyl tert-butyl ether	99
trans-1,2-Dichloroethene	106
Hexane	96
1,1-Dichloroethane	96
2-Butanone (Methyl Ethyl Ketone)	102
cis-1,2-Dichloroethene	101
Tetrahydrofuran	92
Chloroform	96
1,1,1-Trichloroethane	98
Cyclohexane	102
Carbon Tetrachloride	102
2,2,4-Trimethylpentane	98
Benzene	100
1,2-Dichloroethane	90
Heptane	100
Trichloroethene	103
1,2-Dichloropropane	97
1,4-Dioxane	94
Bromodichloromethane	98
cis-1,3-Dichloropropene	102
4-Methyl-2-pentanone	96
Toluene	98
trans-1,3-Dichloropropene	101
1,1,2-Trichloroethane	101
Tetrachloroethene	96
2-Hexanone	84

eurofins

Air Toxics

Client Sample ID: LCS

Lab ID#: 1207283A-23B

EPA METHOD TO-15 GC/MS FULL SCAN

File Name:	2071903	**Date of Collection: NA**	
Dil. Factor:	1.00	**Date of Analysis: 7/19/12 10:34 AM**	

Compound	%Recovery
Dibromochloromethane	97
1,2-Dibromoethane (EDB)	99
Chlorobenzene	98
Ethyl Benzene	99
m,p-Xylene	102
o-Xylene	98
Styrene	96
Bromoform	100
Cumene	96
1,1,2,2-Tetrachloroethane	97
Propylbenzene	96
4-Ethyltoluene	92
1,3,5-Trimethylbenzene	96
1,2,4-Trimethylbenzene	89
1,3-Dichlorobenzene	100
1,4-Dichlorobenzene	93
alpha-Chlorotoluene	101
1,2-Dichlorobenzene	96
1,2,4-Trichlorobenzene	99
Hexachlorobutadiene	88
Butane	101
Isopentane	97

Container Type: NA - Not Applicable

Surrogates	%Recovery	Method Limits
Toluene-d8	105	70-130
1,2-Dichloroethane-d4	93	70-130
4-Bromofluorobenzene	100	70-130

eurofins

Air Toxics

Client Sample ID: LCSD

Lab ID#: 1207283A-23BB

EPA METHOD TO-15 GC/MS FULL SCAN

File Name:	**2071904**	**Date of Collection: NA**	
Dil. Factor:	**1.00**	**Date of Analysis: 7/19/12 11:10 AM**	

Compound	%Recovery
Freon 12	96
Freon 114	101
Chloromethane	104
Vinyl Chloride	104
1,3-Butadiene	95
Bromomethane	110
Chloroethane	97
Freon 11	91
Ethanol	82
Freon 113	96
1,1-Dichloroethene	102
Acetone	103
2-Propanol	83
Carbon Disulfide	97
3-Chloropropene	106
Methylene Chloride	96
Methyl tert-butyl ether	96
trans-1,2-Dichloroethene	104
Hexane	94
1,1-Dichloroethane	92
2-Butanone (Methyl Ethyl Ketone)	94
cis-1,2-Dichloroethene	98
Tetrahydrofuran	88
Chloroform	91
1,1,1-Trichloroethane	94
Cyclohexane	99
Carbon Tetrachloride	96
2,2,4-Trimethylpentane	96
Benzene	100
1,2-Dichloroethane	89
Heptane	102
Trichloroethene	104
1,2-Dichloropropane	98
1,4-Dioxane	96
Bromodichloromethane	98
cis-1,3-Dichloropropene	102
4-Methyl-2-pentanone	98
Toluene	100
trans-1,3-Dichloropropene	101
1,1,2-Trichloroethane	97
Tetrachloroethene	94
2-Hexanone	83

eurofins

Air Toxics

Client Sample ID: LCSD

Lab ID#: 1207283A-23BB

EPA METHOD TO-15 GC/MS FULL SCAN

File Name:	**2071904**	**Date of Collection: NA**	
Dil. Factor:	**1.00**	**Date of Analysis: 7/19/12 11:10 AM**	

Compound	%Recovery
Dibromochloromethane	95
1,2-Dibromoethane (EDB)	97
Chlorobenzene	96
Ethyl Benzene	97
m,p-Xylene	98
o-Xylene	97
Styrene	94
Bromoform	98
Cumene	94
1,1,2,2-Tetrachloroethane	94
Propylbenzene	92
4-Ethyltoluene	88
1,3,5-Trimethylbenzene	92
1,2,4-Trimethylbenzene	85
1,3-Dichlorobenzene	96
1,4-Dichlorobenzene	91
alpha-Chlorotoluene	100
1,2-Dichlorobenzene	92
1,2,4-Trichlorobenzene	96
Hexachlorobutadiene	86
Butane	95
Isopentane	90

Container Type: NA - Not Applicable

Surrogates	%Recovery	Method Limits
Toluene-d8	104	70-130
1,2-Dichloroethane-d4	90	70-130
4-Bromofluorobenzene	98	70-130

1207283

Shell Oil Products Chain Of Custody Record

URS

Air Toxics LTD.
Project Name: Roxana Soil Vapor
Project # 21562735.00013

Lab Vendor #

Please Check Appropriate Box:
- [x] ENV. SERVICES
- [ ] MOTIVA RETAIL
- [ ] SHELL RETAIL
- [ ] MOTIVA SD&CM
- [ ] CONSULTANT
- [ ] LUBES
- [ ] SHELL PIPELINE
- [ ] OTHER _____

Print Bill To Contact Name: Robert Mooshegian

PO #

INCIDENT # (ENV SERVICES): 9 7 2 1 6 6 4 0

SAP #: 3 4 0 0 6 1

- [ ] CHECK IF NO INCIDENT # APPLIES

DATE: 07/13/12

PAGE 1 of 1

SAMPLING COMPANY: URS CORPORATION

LOG CODE:

SITE ADDRESS: Street and City: 900 SOUTH CENTRAL AVE – ROXANA

State: IL

GLOBAL ID NO.:

ADDRESS: 1001 HIGHLANDS PLAZA DRIVE WEST - SUITE 300, ST LOUIS, MO 63110

EDF DELIVERABLE TO (Name, Company, Office Location): Elizabeth Kunkel, URS, St. Louis

PHONE NO.: 314-743-4179

E-MAIL:

CONSULTANT PROJECT NAME/#: Roxana Soil Vapor

Laboratory Address: Air Toxics, LTD 180 Blue Ravine Road, Suite B Folsom CA 95630-4719

M. Currier C Williams C Kretzer, M Mittermeyer, J Jackson

TELEPHONE:

FAX: 314-429-0462

RO To Contact E-MAIL:

TURNAROUND TIME (CALENDAR DAYS)
- [x] STANDARD (14 DAY)
- [ ] 5 DAYS
- [ ] 3 DAYS
- [ ] 2 DAYS
- [ ] 24 HOURS
- [ ] RESULTS NEEDED ON WEEKEND

- [ ] LA - RWQCB REPORT FORMAT
- [x] LIST AGENCY:

DELIVERABLES:
- [ ] LEVEL 1
- [ ] LEVEL 2
- [ ] LEVEL 3
- [x] LEVEL 4
- [ ] OTHER (SPECIFY) _____

- [x] SHELL CONTRACT RATE APPLIES
- [ ] STATE REIMBURSEMENT RATE APPLIES
- [ ] EDD NOT NEEDED
- [x] RECEIPT VERIFICATION REQUESTED

REQUESTED ANALYSIS

Turn Around Time:
- [x] Normal
- [ ] Rush

Specify

Lab Use Only
Pressurized by:
Date:
Pressurization Gas: N_2 He

LAB USE ONLY	Field Sample Identification	SAMPLING DATE	SAMPLING TIME	Canister Number	Canister Pressure/Vacuum Initial	Final	Receipt	Final (psi)	Modified TO-15 + Butane & Isopentane	ASTM D-1946 + Helium	ASTM D-1946
01A	VMP-5-10-071212 ✓	07/12/12	1335-1438	37710	-30	-9			X	X	
02A	VMP-5-31-071212 ✓	07/12/12	1436-1512	34100	-30	-9			X	X	
03A	VMP-5-40-071212 ✓	07/12/12	1532-1604	34085	-28	-9			X	X	
04A	VMP-8-5-071312 ✓	07/13/12	0855-0924	33645	-30	-4			X	X	
05A	VMP-8-9 5-071312 ✓	07/13/12	0944-1021	36387	-30	-7			X	X	
06A	VMP-8-9 5-071312-Dup ✓	07/13/12	0944-1021	36407	-30	-7			X	X	
07A	VMP-8-23 5-071312 ✓	07/13/12	1040-1112	12034	-30	-9			X	X	
08A	VMP-9-5-071312 ✓	07/13/12	0852-0930	34657	-29	-8			X	X	
09A	VMP-9-11 5-071312 ✓	07/13/12	1001-1035	37371	-30	-10			X	X	
10A	VMP-17-5-071112 ✓	07/11/12	1122-1159	2547	-30	-8.5			X	X	

ADDITIONAL NOTES:
- 14 day hold time
- Report results between MDL and RL
- Level IV ECVP

Relinquished by (Signature)	Received by (Signature)	Date	Time
[signature]	FEDEX	7/13/12	1600
	[signature] 7/10/12 0930		

05/2/05 Revision

Custody Seal Intact?
(Y) N None Temp N/A
Fedex

1207283

Shell Oil Products Chain Of Custody Record

URS

Air Toxics LTD.
Project Name: Roxana Soil Vapor
Project # 21562735.00013

Lab Vendor #

Please Check Appropriate Box:
☑ ENV. SERVICES ☐ MOTIVA RETAIL ☐ SHELL RETAIL
☐ MOTIVA SOBCM ☐ CONSULTANT ☐ LUBES
☐ SHELL PIPELINE ☐ OTHER ____

Print Bill To Contact Name: Robert Moosheglan

PO #

INCIDENT # (ENV SERVICES): 9 7 2 1 6 5 4 0
SAP #: 3 4 0 0 5 1

☐ CHECK IF NO INCIDENT # APPLIES
DATE 07/13/12
PAGE 1 of 1

SAMPLING COMPANY: URS CORPORATION
LOG CODE:
SITE ADDRESS: Street and City: 900 SOUTH CENTRAL AVE -- ROXANA
State: IL
GLOBAL ID (R):
ADDRESS: 1001 HIGHLANDS PLAZA DRIVE WEST - SUITE 300; ST LOUIS MO 63110
EDD DELIVERABLE TO (Name, Company, Office Location): Elizabeth Kunkel, URS, St. Louis
PHONE NO: 314-743-4179
E-MAIL:
CONSULTANT PROJECT NAME#: Roxana Soil Vapor
LAB SUBMITTAL: Air Toxics, LTD 180 Blue Ravine Road, Suite B, Folsom, CA 95630-4719
M Currier, C Williams, C Kretzer, M Mittermeyer, J Jackson
TELEPHONE:
FAX: 314-429-0462
BY TO CONTACT E-MAIL: Robert.Moosheglan@urs.com

TURNAROUND TIME (CALENDAR DAYS)
☑ STANDARD (14 DAY) ☐ 5 DAYS ☐ 3 DAYS ☐ 2 DAYS ☐ 24 HOURS ☐ RESULTS NEEDED ON WEEKEND

☐ LA - RWQCB REPORT FORMAT ☑ UST AGENCY

DELIVERABLES: ☐ LEVEL 1 ☐ LEVEL 2 ☐ LEVEL 3 ☑ LEVEL 4 ☐ OTHER (SPECIFY) ____

☑ SHELL CONTRACT RATE APPLIES
☐ STATE REIMBURSEMENT RATE APPLIES
☐ EDD NOT NEEDED
☑ RECEIPT VERIFICATION REQUESTED

REQUESTED ANALYSIS

Turn Around Time: ☑ Normal ☐ Rush Specify

Lab Use Only
Pressurized by:
Date:
Pressurization Gas: N_2 He

LAB USE ONLY	Field Sample Identification	SAMPLING DATE	SAMPLING TIME	Canister Number	Canister Pressure/Vacuum Initial	Final	Receipt	Final (psi)	Modified TO-15 + Butane & Isopentane	ASTM D-1946 + Helium	ASTM D-1946
11A	VMP-18-5-071212 ✓	07/12/12	1431-1500	38519	-27.5	-9			X	X	
12A	VMP-19-5-071112 ✓	07/11/12	1415-1446	2566	-29.5	-10			X	X	
13A	VMP-20-5-071112 ✓	07/11/12	1106-1139	36502	-30	-7			X	X	
14A	VMP-20-10-071112 ✓	07/11/12	1406-1442	11821	-30	-9			X	X	
15A	VMP-20 25-071112 ✓	07/11/12	1458-1539	2081	-30	-7			X	X	
16A	VMP-21-5-071012 ✓	07/10/12	1533-1607	8022	-30	-10			X	X	
17A	VMP-21-10-071012 ✓	07/10/12	1624-1702	8044	-30	-9			X	X	
18A	VMP-21-25-071112 ✓	07/11/12	0856-0935	24357	-30	-8			X	X	
19A	VMP-21-33-071112 ✓	07/11/12	0952-1027	35595	-30	-9			X	X	
20A	VMP-22-5-070912 ✓	07/09/12	0925-0959	35612	-29	-10.5			X	X	

ADDITIONAL NOTES:
- 14 day hold time
- Report results between MDL and RL
- Level IV ECVP

Relinquished by (Signature)	Received by (Signature)	Date	Time
[signature]	FEDEX	7/13/12	1600
	[signature] AZL 7/16/12 0930		

Custody Seal Intact?
(Y) N None Temp N/A
Fedex

05/2006 Revision

eurofins | Air Toxics

7/28/2012
Ms. Elizabeth Kunkel
URS Corporation
1001 Highlands Plaza Dr. West
Suite 300
St. Louis MO 63110

Project Name: Roxana Soil Vapor
Project #: 21562735.00013
Workorder #: 1207283B

Dear Ms. Elizabeth Kunkel

The following report includes the data for the above referenced project for sample(s) received on 7/16/2012 at Air Toxics Ltd.

The data and associated QC analyzed by Modified ASTM D-1946 are compliant with the project requirements or laboratory criteria with the exception of the deviations noted in the attached case narrative.

Thank you for choosing Air Toxics Ltd. for your air analysis needs. Air Toxics Ltd. is committed to providing accurate data of the highest quality. Please feel free to contact the Project Manager: Kelly Buettner at 916-985-1000 if you have any questions regarding the data in this report.

Regards,

Kelly Buettner

Project Manager

eurofins | Air Toxics

WORK ORDER #: 1207283B

Work Order Summary

CLIENT:	Ms. Elizabeth Kunkel URS Corporation 1001 Highlands Plaza Dr. West Suite 300 St. Louis, MO 63110	**BILL TO:**	Accounts Payable Austin URS Corporation P.O. BOX 203970 Austin, TX 78720-1088
PHONE:	314-743-4179	**P.O. #**	21562735.00012
FAX:		**PROJECT #**	21562735.00013 Roxana Soil Vapor
DATE RECEIVED:	07/16/2012	**CONTACT:**	Kelly Buettner
DATE COMPLETED:	07/28/2012		

FRACTION #	NAME	TEST	RECEIPT VAC./PRES.	FINAL PRESSURE
01A	VMP-5-10-071212	Modified ASTM D-1946	10.5 "Hg	5 psi
02A	VMP-5-31-071212	Modified ASTM D-1946	10.0 "Hg	5 psi
03A	VMP-5-40-071212	Modified ASTM D-1946	10.0 "Hg	5 psi
04A	VMP-8-5-071312	Modified ASTM D-1946	5.0 "Hg	5 psi
05A	VMP-8-9.5-071312	Modified ASTM D-1946	8.5 "Hg	5 psi
06A	VMP-8-9.5-071312-Dup	Modified ASTM D-1946	7.5 "Hg	5 psi
07A	VMP-8-23.5-071312	Modified ASTM D-1946	10.5 "Hg	5 psi
08A	VMP-9-5-071312	Modified ASTM D-1946	9.0 "Hg	5 psi
09A	VMP-9-11.5-071312	Modified ASTM D-1946	10.5 "Hg	5 psi
10A	VMP-17-5-071112	Modified ASTM D-1946	9.5 "Hg	5 psi
11A	VMP-18-5-071212	Modified ASTM D-1946	9.5 "Hg	5 psi
12A	VMP-19-5-071112	Modified ASTM D-1946	12.0 "Hg	5 psi
13A	VMP-20-5-071112	Modified ASTM D-1946	7.5 "Hg	5 psi
14A	VMP-20-10-071112	Modified ASTM D-1946	9.5 "Hg	5 psi
15A	VMP-20-25-071112	Modified ASTM D-1946	10.0 "Hg	5 psi
16A	VMP-21-5-071012	Modified ASTM D-1946	11.0 "Hg	5 psi
17A	VMP-21-10-071012	Modified ASTM D-1946	10.0 "Hg	5 psi
18A	VMP-21-25-071112	Modified ASTM D-1946	8.0 "Hg	5 psi
19A	VMP-21-33-071112	Modified ASTM D-1946	9.5 "Hg	5 psi
20A	VMP-22-5-070912	Modified ASTM D-1946	11.5 "Hg	5 psi
21A	Lab Blank	Modified ASTM D-1946	NA	NA
21B	Lab Blank	Modified ASTM D-1946	NA	NA
22A	LCS	Modified ASTM D-1946	NA	NA

Continued on next page

eurofins | Air Toxics

WORK ORDER #: 1207283B

Work Order Summary

CLIENT:	Ms. Elizabeth Kunkel URS Corporation 1001 Highlands Plaza Dr. West Suite 300 St. Louis, MO 63110	**BILL TO:**	Accounts Payable Austin URS Corporation P.O. BOX 203970 Austin, TX 78720-1088
PHONE:	314-743-4179	**P.O. #**	21562735.00012
FAX:		**PROJECT #**	21562735.00013 Roxana Soil Vapor
DATE RECEIVED:	07/16/2012	**CONTACT:**	Kelly Buettner
DATE COMPLETED:	07/28/2012		

FRACTION #	NAME	TEST	RECEIPT VAC./PRES.	FINAL PRESSURE
22AA	LCSD	Modified ASTM D-1946	NA	NA

CERTIFIED BY: Heidi Hayes DATE: 07/28/12

Technical Director

Certfication numbers: AZ Licensure AZ0719, CA NELAP - 02110CA, LA NELAP - 02089, NY NELAP - 11291, TX NELAP - T104704434-11-3, UT NELAP -CA009332011-1, WA NELAP - C935
Name of Accrediting Agency: NELAP/Florida Department of Health, Scope of Application: Clean Air Act, Accreditation number: E87680, Effective date: 07/01/11 , Expiration date: 06/30/12.
Air Toxics Ltd. certifies that the test results contained in this report meet all requirements of the NELAC standards

This report shall not be reproduced, except in full, without the written approval of Eurofins | Air Toxics, Inc

180 BLUE RAVINE ROAD, SUITE B FOLSOM, CA - 95630
(916) 985-1000 , (800) 985-5955 , FAX (916) 985-1020

LABORATORY NARRATIVE
Modified ASTM D-1946
URS Corporation
Workorder# 1207283B

Twenty 1 Liter Summa Canister samples were received on July 16, 2012. The laboratory performed analysis via Modified ASTM Method D-1946 for Methane and fixed gases in air using GC/FID or GC/TCD. The method involves direct injection of 1.0 mL of sample.

On the analytical column employed for this analysis, Oxygen coelutes with Argon. The corresponding peak is quantitated as Oxygen.

Since Nitrogen is used to pressurize samples, the reported Nitrogen values are calculated by adding all the sample components and subtracting from 100%.

Method modifications taken to run these samples are summarized in the table below. Specific project requirements may over-ride the ATL modifications.

Requirement	*ASTM D-1946*	*ATL Modifications*
Calibration	A single point calibration is performed using a reference standard closely matching the composition of the unknown.	A 3-point calibration curve is performed. Quantitation is based on a daily calibration standard which may or may not resemble the composition of the associated samples.
Reference Standard	The composition of any reference standard must be known to within 0.01 mol % for any component.	The standards used by ATL are blended to a >/= 95% accuracy.
Sample Injection Volume	Components whose concentrations are in excess of 5 % should not be analyzed by using sample volumes greater than 0.5 mL.	The sample container is connected directly to a fixed volume sample loop of 1.0 mL on the GC. Linear range is defined by the calibration curve. Bags are loaded by vacuum.
Normalization	Normalize the mole percent values by multiplying each value by 100 and dividing by the sum of the original values. The sum of the original values should not differ from 100% by more than 1.0%.	Results are not normalized. The sum of the reported values can differ from 100% by as much as 15%, either due to analytical variability or an unusual sample matrix.
Precision	Precision requirements established at each concentration level.	Duplicates should agree within 25% RPD for detections > 5 X's the RL.

Receiving Notes

There were no receiving discrepancies.

Analytical Notes

As per project specific client request the laboratory has reported estimated values for target compound hits that are below the Reporting Limit but greater than the Method Detection Limit.

Definition of Data Qualifying Flags

Seven qualifiers may have been used on the data analysis sheets and indicate as follows:
B - Compound present in laboratory blank greater than reporting limit.
J - Estimated value.
E - Exceeds instrument calibration range.
S - Saturated peak.
Q - Exceeds quality control limits.
U - Compound analyzed for but not detected above the detection limit.
M - Reported value may be biased due to apparent matrix interferences.
File extensions may have been used on the data analysis sheets and indicates as follows:
a-File was requantified
b-File was quantified by a second column and detector
r1-File was requantified for the purpose of reissue

Summary of Detected Compounds
NATURAL GAS ANALYSIS BY MODIFIED ASTM D-1946

Client Sample ID: VMP-5-10-071212

Lab ID#: 1207283B-01A

Compound	Rpt. Limit (%)	Amount (%)
Oxygen	0.21	19
Nitrogen	0.21	76
Methane	0.00021	0.000079 J
Carbon Dioxide	0.021	0.76
Helium	0.10	4.6

Client Sample ID: VMP-5-31-071212

Lab ID#: 1207283B-02A

Compound	Rpt. Limit (%)	Amount (%)
Oxygen	0.20	14
Nitrogen	0.20	79
Methane	0.00020	0.00087
Carbon Dioxide	0.020	7.0
Helium	0.10	0.062 J

Client Sample ID: VMP-5-40-071212

Lab ID#: 1207283B-03A

Compound	Rpt. Limit (%)	Amount (%)
Oxygen	0.20	16
Nitrogen	0.20	78
Methane	0.00020	0.0096
Carbon Dioxide	0.020	6.3
Helium	0.10	0.097 J

Client Sample ID: VMP-8-5-071312

Lab ID#: 1207283B-04A

Compound	Rpt. Limit (%)	Amount (%)
Oxygen	0.16	15
Nitrogen	0.16	61

eurofins | Air Toxics

Summary of Detected Compounds
NATURAL GAS ANALYSIS BY MODIFIED ASTM D-1946

Client Sample ID: VMP-8-5-071312

Lab ID#: 1207283B-04A

Methane	0.00016	0.00016
Carbon Dioxide	0.016	2.1
Helium	0.080	22

Client Sample ID: VMP-8-9.5-071312

Lab ID#: 1207283B-05A

Compound	Rpt. Limit (%)	Amount (%)
Oxygen	0.19	16
Nitrogen	0.19	78
Methane	0.00019	0.000028 J
Carbon Dioxide	0.019	5.8
Helium	0.094	0.092 J

Client Sample ID: VMP-8-9.5-071312-Dup

Lab ID#: 1207283B-06A

Compound	Rpt. Limit (%)	Amount (%)
Oxygen	0.18	16
Nitrogen	0.18	78
Methane	0.00018	0.000039 J
Carbon Dioxide	0.018	5.6
Helium	0.090	0.026 J

Client Sample ID: VMP-8-23.5-071312

Lab ID#: 1207283B-07A

Compound	Rpt. Limit (%)	Amount (%)
Oxygen	0.21	15
Nitrogen	0.21	79
Methane	0.00021	0.000046 J
Carbon Dioxide	0.021	6.3
Helium	0.10	0.048 J

eurofins

Air Toxics

Summary of Detected Compounds
NATURAL GAS ANALYSIS BY MODIFIED ASTM D-1946

Client Sample ID: VMP-9-5-071312

Lab ID#: 1207283B-08A

Compound	Rpt. Limit (%)	Amount (%)
Oxygen	0.19	21
Nitrogen	0.19	79
Methane	0.00019	0.00022
Carbon Dioxide	0.019	0.045
Helium	0.096	0.014 J

Client Sample ID: VMP-9-11.5-071312

Lab ID#: 1207283B-09A

Compound	Rpt. Limit (%)	Amount (%)
Oxygen	0.21	19
Nitrogen	0.21	79
Carbon Dioxide	0.021	1.4
Helium	0.10	0.14

Client Sample ID: VMP-17-5-071112

Lab ID#: 1207283B-10A

Compound	Rpt. Limit (%)	Amount (%)
Oxygen	0.20	20
Nitrogen	0.20	79
Methane	0.00020	0.000051 J
Carbon Dioxide	0.020	0.69
Helium	0.098	0.044 J

Client Sample ID: VMP-18-5-071212

Lab ID#: 1207283B-11A

Compound	Rpt. Limit (%)	Amount (%)
Oxygen	0.20	19
Nitrogen	0.20	77
Methane	0.00020	0.000083 J

eurofins

Air Toxics

Summary of Detected Compounds
NATURAL GAS ANALYSIS BY MODIFIED ASTM D-1946

Client Sample ID: VMP-18-5-071212

Lab ID#: 1207283B-11A

Carbon Dioxide	0.020	3.9
Helium	0.098	0.025 J

Client Sample ID: VMP-19-5-071112

Lab ID#: 1207283B-12A

Compound	Rpt. Limit (%)	Amount (%)
Oxygen	0.22	20
Nitrogen	0.22	79
Methane	0.00022	0.000071 J
Carbon Dioxide	0.022	1.2
Helium	0.11	0.17

Client Sample ID: VMP-20-5-071112

Lab ID#: 1207283B-13A

Compound	Rpt. Limit (%)	Amount (%)
Oxygen	0.18	12
Nitrogen	0.18	72
Methane	0.00018	0.000067 J
Carbon Dioxide	0.018	8.8
Helium	0.090	7.1

Client Sample ID: VMP-20-10-071112

Lab ID#: 1207283B-14A

Compound	Rpt. Limit (%)	Amount (%)
Oxygen	0.20	13
Nitrogen	0.20	78
Methane	0.00020	0.000028 J
Carbon Dioxide	0.020	8.5
Helium	0.098	0.034 J

Summary of Detected Compounds
NATURAL GAS ANALYSIS BY MODIFIED ASTM D-1946

Client Sample ID: VMP-20-25-071112

Lab ID#: 1207283B-15A

Compound	Rpt. Limit (%)	Amount (%)
Oxygen	0.20	11
Nitrogen	0.20	82
Carbon Dioxide	0.020	7.1
Helium	0.10	0.052 J

Client Sample ID: VMP-21-5-071012

Lab ID#: 1207283B-16A

Compound	Rpt. Limit (%)	Amount (%)
Oxygen	0.21	14
Nitrogen	0.21	78
Methane	0.00021	0.00011 J
Carbon Dioxide	0.021	8.2
Helium	0.11	0.051 J

Client Sample ID: VMP-21-10-071012

Lab ID#: 1207283B-17A

Compound	Rpt. Limit (%)	Amount (%)
Oxygen	0.20	14
Nitrogen	0.20	79
Methane	0.00020	0.000029 J
Carbon Dioxide	0.020	6.4
Helium	0.10	0.13

Client Sample ID: VMP-21-25-071112

Lab ID#: 1207283B-18A

Compound	Rpt. Limit (%)	Amount (%)
Oxygen	0.18	6.4
Nitrogen	0.18	84
Methane	0.00018	0.000086 J

eurofins

Air Toxics

Summary of Detected Compounds
NATURAL GAS ANALYSIS BY MODIFIED ASTM D-1946

Client Sample ID: VMP-21-25-071112

Lab ID#: 1207283B-18A

Carbon Dioxide	0.018	10
Helium	0.092	0.037 J

Client Sample ID: VMP-21-33-071112

Lab ID#: 1207283B-19A

Compound	Rpt. Limit (%)	Amount (%)
Oxygen	0.20	2.6
Nitrogen	0.20	85
Methane	0.00020	0.00016 J
Carbon Dioxide	0.020	12
Helium	0.098	0.056 J

Client Sample ID: VMP-22-5-070912

Lab ID#: 1207283B-20A

Compound	Rpt. Limit (%)	Amount (%)
Oxygen	0.22	19
Nitrogen	0.22	78
Methane	0.00022	0.00011 J
Carbon Dioxide	0.022	3.0
Helium	0.11	0.14

eurofins

Air Toxics

Client Sample ID: VMP-5-10-071212

Lab ID#: 1207283B-01A

NATURAL GAS ANALYSIS BY MODIFIED ASTM D-1946

File Name:	**9071805**	**Date of Collection: 7/12/12 2:08:00 PM**	
Dil. Factor:	**2.06**	**Date of Analysis: 7/18/12 10:06 AM**	

Compound	Rpt. Limit (%)	Amount (%)
Oxygen	0.21	19
Nitrogen	0.21	76
Carbon Monoxide	0.021	Not Detected
Methane	0.00021	0.000079 J
Carbon Dioxide	0.021	0.76
Ethane	0.0021	Not Detected
Ethene	0.0021	Not Detected
Helium	0.10	4.6

J = Estimated value.

Container Type: 1 Liter Summa Canister

eurofins

Air Toxics

Client Sample ID: VMP-5-31-071212

Lab ID#: 1207283B-02A

NATURAL GAS ANALYSIS BY MODIFIED ASTM D-1946

File Name:	**9071806**	**Date of Collection: 7/12/12 3:12:00 PM**	
Dil. Factor:	**2.01**	**Date of Analysis: 7/18/12 10:28 AM**	

Compound	**Rpt. Limit (%)**	**Amount (%)**
Oxygen	0.20	14
Nitrogen	0.20	79
Carbon Monoxide	0.020	Not Detected
Methane	0.00020	0.00087
Carbon Dioxide	0.020	7.0
Ethane	0.0020	Not Detected
Ethene	0.0020	Not Detected
Helium	0.10	0.062 J

J = Estimated value.

Container Type: 1 Liter Summa Canister

eurofins

Air Toxics

Client Sample ID: VMP-5-40-071212

Lab ID#: 1207283B-03A

NATURAL GAS ANALYSIS BY MODIFIED ASTM D-1946

File Name:	**9071807**	**Date of Collection: 7/12/12 4:04:00 PM**	
Dil. Factor:	**2.01**	**Date of Analysis: 7/18/12 10:59 AM**	

Compound	Rpt. Limit (%)	Amount (%)
Oxygen	0.20	16
Nitrogen	0.20	78
Carbon Monoxide	0.020	Not Detected
Methane	0.00020	0.0096
Carbon Dioxide	0.020	6.3
Ethane	0.0020	Not Detected
Ethene	0.0020	Not Detected
Helium	0.10	0.097 J

J = Estimated value.

Container Type: 1 Liter Summa Canister

eurofins | Air Toxics

Client Sample ID: VMP-8-5-071312

Lab ID#: 1207283B-04A

NATURAL GAS ANALYSIS BY MODIFIED ASTM D-1946

File Name:	**9071808**	**Date of Collection:**	**7/13/12 9:24:00 AM**
Dil. Factor:	**1.61**	**Date of Analysis:**	**7/18/12 11:22 AM**

Compound	Rpt. Limit (%)	Amount (%)
Oxygen	0.16	15
Nitrogen	0.16	61
Carbon Monoxide	0.016	Not Detected
Methane	0.00016	0.00016
Carbon Dioxide	0.016	2.1
Ethane	0.0016	Not Detected
Ethene	0.0016	Not Detected
Helium	0.080	22

Container Type: 1 Liter Summa Canister

eurofins

Air Toxics

Client Sample ID: VMP-8-9.5-071312

Lab ID#: 1207283B-05A

NATURAL GAS ANALYSIS BY MODIFIED ASTM D-1946

File Name:	**9071809**	**Date of Collection:**	**7/13/12 10:21:00 AM**
Dil. Factor:	**1.87**	**Date of Analysis:**	**7/18/12 11:48 AM**

Compound	Rpt. Limit (%)	Amount (%)
Oxygen	0.19	16
Nitrogen	0.19	78
Carbon Monoxide	0.019	Not Detected
Methane	0.00019	0.000028 J
Carbon Dioxide	0.019	5.8
Ethane	0.0019	Not Detected
Ethene	0.0019	Not Detected
Helium	0.094	0.092 J

J = Estimated value.

Container Type: 1 Liter Summa Canister

eurofins | Air Toxics

Client Sample ID: VMP-8-9.5-071312-Dup

Lab ID#: 1207283B-06A

NATURAL GAS ANALYSIS BY MODIFIED ASTM D-1946

File Name:	**9071810**	**Date of Collection:**	**7/13/12 10:21:00 AM**
Dil. Factor:	**1.79**	**Date of Analysis:**	**7/18/12 12:12 PM**

Compound	Rpt. Limit (%)	Amount (%)
Oxygen	0.18	16
Nitrogen	0.18	78
Carbon Monoxide	0.018	Not Detected
Methane	0.00018	0.000039 J
Carbon Dioxide	0.018	5.6
Ethane	0.0018	Not Detected
Ethene	0.0018	Not Detected
Helium	0.090	0.026 J

J = Estimated value.

Container Type: 1 Liter Summa Canister

eurofins

Air Toxics

Client Sample ID: VMP-8-23.5-071312

Lab ID#: 1207283B-07A

NATURAL GAS ANALYSIS BY MODIFIED ASTM D-1946

File Name:	**9071811**	**Date of Collection:**	**7/13/12 11:12:00 AM**
Dil. Factor:	**2.06**	**Date of Analysis:**	**7/18/12 12:50 PM**

Compound	Rpt. Limit (%)	Amount (%)
Oxygen	0.21	15
Nitrogen	0.21	79
Carbon Monoxide	0.021	Not Detected
Methane	0.00021	0.000046 J
Carbon Dioxide	0.021	6.3
Ethane	0.0021	Not Detected
Ethene	0.0021	Not Detected
Helium	0.10	0.048 J

J = Estimated value.

Container Type: 1 Liter Summa Canister

eurofins | Air Toxics

Client Sample ID: VMP-9-5-071312

Lab ID#: 1207283B-08A

NATURAL GAS ANALYSIS BY MODIFIED ASTM D-1946

File Name:	**9071812**	**Date of Collection:**	**7/13/12 9:30:00 AM**
Dil. Factor:	**1.91**	**Date of Analysis:**	**7/18/12 02:59 PM**

Compound	Rpt. Limit (%)	Amount (%)
Oxygen	0.19	21
Nitrogen	0.19	79
Carbon Monoxide	0.019	Not Detected
Methane	0.00019	0.00022
Carbon Dioxide	0.019	0.045
Ethane	0.0019	Not Detected
Ethene	0.0019	Not Detected
Helium	0.096	0.014 J

J = Estimated value.

Container Type: 1 Liter Summa Canister

eurofins

Air Toxics

Client Sample ID: VMP-9-11.5-071312

Lab ID#: 1207283B-09A

NATURAL GAS ANALYSIS BY MODIFIED ASTM D-1946

File Name:	**9071813**	**Date of Collection:**	**7/13/12 10:35:00 AM**
Dil. Factor:	**2.06**	**Date of Analysis:**	**7/18/12 03:24 PM**

Compound	Rpt. Limit (%)	Amount (%)
Oxygen	0.21	19
Nitrogen	0.21	79
Carbon Monoxide	0.021	Not Detected
Methane	0.00021	Not Detected
Carbon Dioxide	0.021	1.4
Ethane	0.0021	Not Detected
Ethene	0.0021	Not Detected
Helium	0.10	0.14

Container Type: 1 Liter Summa Canister

eurofins | Air Toxics

Client Sample ID: VMP-17-5-071112

Lab ID#: 1207283B-10A

NATURAL GAS ANALYSIS BY MODIFIED ASTM D-1946

File Name:	**9071814**	**Date of Collection:**	**7/11/12 11:59:00 AM**
Dil. Factor:	**1.96**	**Date of Analysis:**	**7/18/12 03:49 PM**

Compound	Rpt. Limit (%)	Amount (%)
Oxygen	0.20	20
Nitrogen	0.20	79
Carbon Monoxide	0.020	Not Detected
Methane	0.00020	0.000051 J
Carbon Dioxide	0.020	0.69
Ethane	0.0020	Not Detected
Ethene	0.0020	Not Detected
Helium	0.098	0.044 J

J = Estimated value.

Container Type: 1 Liter Summa Canister

eurofins

Air Toxics

Client Sample ID: VMP-18-5-071212

Lab ID#: 1207283B-11A

NATURAL GAS ANALYSIS BY MODIFIED ASTM D-1946

File Name:	**9071815**	**Date of Collection:**	**7/12/12 3:00:00 PM**
Dil. Factor:	**1.96**	**Date of Analysis:**	**7/18/12 04:16 PM**

Compound	Rpt. Limit (%)	Amount (%)
Oxygen	0.20	19
Nitrogen	0.20	77
Carbon Monoxide	0.020	Not Detected
Methane	0.00020	0.000083 J
Carbon Dioxide	0.020	3.9
Ethane	0.0020	Not Detected
Ethene	0.0020	Not Detected
Helium	0.098	0.025 J

J = Estimated value.

Container Type: 1 Liter Summa Canister

eurofins | Air Toxics

Client Sample ID: VMP-19-5-071112

Lab ID#: 1207283B-12A

NATURAL GAS ANALYSIS BY MODIFIED ASTM D-1946

File Name:	**9071816**	**Date of Collection:**	**7/11/12 2:46:00 PM**
Dil. Factor:	**2.23**	**Date of Analysis:**	**7/18/12 04:39 PM**

Compound	Rpt. Limit (%)	Amount (%)
Oxygen	0.22	20
Nitrogen	0.22	79
Carbon Monoxide	0.022	Not Detected
Methane	0.00022	0.000071 J
Carbon Dioxide	0.022	1.2
Ethane	0.0022	Not Detected
Ethene	0.0022	Not Detected
Helium	0.11	0.17

J = Estimated value.

Container Type: 1 Liter Summa Canister

eurofins

Air Toxics

Client Sample ID: VMP-20-5-071112

Lab ID#: 1207283B-13A

NATURAL GAS ANALYSIS BY MODIFIED ASTM D-1946

File Name:	9071817	**Date of Collection:**	7/11/12 11:39:00 AM
Dil. Factor:	1.79	**Date of Analysis:**	7/18/12 05:24 PM

Compound	Rpt. Limit (%)	Amount (%)
Oxygen	0.18	12
Nitrogen	0.18	72
Carbon Monoxide	0.018	Not Detected
Methane	0.00018	0.000067 J
Carbon Dioxide	0.018	8.8
Ethane	0.0018	Not Detected
Ethene	0.0018	Not Detected
Helium	0.090	7.1

J = Estimated value.

Container Type: 1 Liter Summa Canister

eurofins

Air Toxics

Client Sample ID: VMP-20-10-071112

Lab ID#: 1207283B-14A

NATURAL GAS ANALYSIS BY MODIFIED ASTM D-1946

File Name:	9071818	Date of Collection:	7/11/12 2:42:00 PM
Dil. Factor:	1.96	Date of Analysis:	7/18/12 05:48 PM

Compound	Rpt. Limit (%)	Amount (%)
Oxygen	0.20	13
Nitrogen	0.20	78
Carbon Monoxide	0.020	Not Detected
Methane	0.00020	0.000028 J
Carbon Dioxide	0.020	8.5
Ethane	0.0020	Not Detected
Ethene	0.0020	Not Detected
Helium	0.098	0.034 J

J = Estimated value.

Container Type: 1 Liter Summa Canister

eurofins

Air Toxics

Client Sample ID: VMP-20-25-071112

Lab ID#: 1207283B-15A

NATURAL GAS ANALYSIS BY MODIFIED ASTM D-1946

File Name:	**9071819**	**Date of Collection:**	**7/11/12 3:38:00 PM**
Dil. Factor:	**2.01**	**Date of Analysis:**	**7/18/12 06:13 PM**

Compound	Rpt. Limit (%)	Amount (%)
Oxygen	0.20	11
Nitrogen	0.20	82
Carbon Monoxide	0.020	Not Detected
Methane	0.00020	Not Detected
Carbon Dioxide	0.020	7.1
Ethane	0.0020	Not Detected
Ethene	0.0020	Not Detected
Helium	0.10	0.052 J

J = Estimated value.

Container Type: 1 Liter Summa Canister

eurofins | Air Toxics

Client Sample ID: VMP-21-5-071012

Lab ID#: 1207283B-16A

NATURAL GAS ANALYSIS BY MODIFIED ASTM D-1946

File Name:	9071820	**Date of Collection:**	7/10/12 4:07:00 PM
Dil. Factor:	2.12	**Date of Analysis:**	7/18/12 06:37 PM

Compound	Rpt. Limit (%)	Amount (%)
Oxygen	0.21	14
Nitrogen	0.21	78
Carbon Monoxide	0.021	Not Detected
Methane	0.00021	0.00011 J
Carbon Dioxide	0.021	8.2
Ethane	0.0021	Not Detected
Ethene	0.0021	Not Detected
Helium	0.11	0.051 J

J = Estimated value.

Container Type: 1 Liter Summa Canister

eurofins

Air Toxics

Client Sample ID: VMP-21-10-071012

Lab ID#: 1207283B-17A

NATURAL GAS ANALYSIS BY MODIFIED ASTM D-1946

File Name:	9071821	Date of Collection:	7/10/12 5:02:00 PM
Dil. Factor:	2.01	Date of Analysis:	7/18/12 07:03 PM

Compound	Rpt. Limit (%)	Amount (%)
Oxygen	0.20	14
Nitrogen	0.20	79
Carbon Monoxide	0.020	Not Detected
Methane	0.00020	0.000029 J
Carbon Dioxide	0.020	6.4
Ethane	0.0020	Not Detected
Ethene	0.0020	Not Detected
Helium	0.10	0.13

J = Estimated value.

Container Type: 1 Liter Summa Canister

eurofins | Air Toxics

Client Sample ID: VMP-21-25-071112

Lab ID#: 1207283B-18A

NATURAL GAS ANALYSIS BY MODIFIED ASTM D-1946

File Name:	**9071822**	**Date of Collection: 7/11/12 9:35:00 AM**	
Dil. Factor:	**1.83**	**Date of Analysis: 7/18/12 07:50 PM**	

Compound	Rpt. Limit (%)	Amount (%)
Oxygen	0.18	6.4
Nitrogen	0.18	84
Carbon Monoxide	0.018	Not Detected
Methane	0.00018	0.000086 J
Carbon Dioxide	0.018	10
Ethane	0.0018	Not Detected
Ethene	0.0018	Not Detected
Helium	0.092	0.037 J

J = Estimated value.

Container Type: 1 Liter Summa Canister

eurofins

Air Toxics

Client Sample ID: VMP-21-33-071112

Lab ID#: 1207283B-19A

NATURAL GAS ANALYSIS BY MODIFIED ASTM D-1946

File Name:	9071823	Date of Collection:	7/11/12 10:27:00 AM
Dil. Factor:	1.96	Date of Analysis:	7/18/12 08:17 PM

Compound	Rpt. Limit (%)	Amount (%)
Oxygen	0.20	2.6
Nitrogen	0.20	85
Carbon Monoxide	0.020	Not Detected
Methane	0.00020	0.00016 J
Carbon Dioxide	0.020	12
Ethane	0.0020	Not Detected
Ethene	0.0020	Not Detected
Helium	0.098	0.056 J

J = Estimated value.

Container Type: 1 Liter Summa Canister

eurofins | Air Toxics

Client Sample ID: VMP-22-5-070912

Lab ID#: 1207283B-20A

NATURAL GAS ANALYSIS BY MODIFIED ASTM D-1946

File Name:	**9071824**	**Date of Collection:**	**7/9/12 9:59:00 AM**
Dil. Factor:	**2.17**	**Date of Analysis:**	**7/18/12 08:39 PM**

Compound	Rpt. Limit (%)	Amount (%)
Oxygen	0.22	19
Nitrogen	0.22	78
Carbon Monoxide	0.022	Not Detected
Methane	0.00022	0.00011 J
Carbon Dioxide	0.022	3.0
Ethane	0.0022	Not Detected
Ethene	0.0022	Not Detected
Helium	0.11	0.14

J = Estimated value.

Container Type: 1 Liter Summa Canister

eurofins

Air Toxics

Client Sample ID: Lab Blank

Lab ID#: 1207283B-21A

NATURAL GAS ANALYSIS BY MODIFIED ASTM D-1946

File Name:	**9071804**	**Date of Collection: NA**	
Dil. Factor:	**1.00**	**Date of Analysis: 7/18/12 09:33 AM**	

Compound	Rpt. Limit (%)	Amount (%)
Oxygen	0.10	0.015 J
Nitrogen	0.10	0.072 J
Carbon Monoxide	0.010	Not Detected
Methane	0.00010	Not Detected
Carbon Dioxide	0.010	Not Detected
Ethane	0.0010	Not Detected
Ethene	0.0010	Not Detected

J = Estimated value.

Container Type: NA - Not Applicable

eurofins | Air Toxics

Client Sample ID: Lab Blank

Lab ID#: 1207283B-21B

NATURAL GAS ANALYSIS BY MODIFIED ASTM D-1946

File Name:	9071803b	Date of Collection: NA	
Dil. Factor:	1.00	Date of Analysis: 7/18/12 08:55 AM	

Compound	Rpt. Limit (%)	Amount (%)
Helium	0.050	Not Detected

Container Type: NA - Not Applicable

eurofins | Air Toxics

Client Sample ID: LCS

Lab ID#: 1207283B-22A

NATURAL GAS ANALYSIS BY MODIFIED ASTM D-1946

File Name:	**9071802**	**Date of Collection: NA**	
Dil. Factor:	**1.00**	**Date of Analysis: 7/18/12 08:31 AM**	

Compound	%Recovery
Oxygen	100
Nitrogen	100
Carbon Monoxide	99
Methane	98
Carbon Dioxide	102
Ethane	99
Ethene	96
Helium	100

Container Type: NA - Not Applicable

eurofins | Air Toxics

Client Sample ID: LCSD

Lab ID#: 1207283B-22AA

NATURAL GAS ANALYSIS BY MODIFIED ASTM D-1946

File Name:	9071825	**Date of Collection: NA**	
Dil. Factor:	1.00	**Date of Analysis: 7/18/12 09:02 PM**	

Compound	%Recovery
Oxygen	100
Nitrogen	100
Carbon Monoxide	97
Methane	98
Carbon Dioxide	102
Ethane	100
Ethene	97
Helium	101

Container Type: NA - Not Applicable

1207283

Shell Oil Products Chain Of Custody Record

URS

Air Toxics LTD.
Project Name: Roxana Soil Vapor
Project # 21562735.00013

Lab Vendor #

Please Check Appropriate Box:
☑ ENV. SERVICES ☐ MOTIVA RETAIL ☐ SHELL RETAIL
☐ MOTIVA SO&CM ☐ CONSULTANT ☐ LUBES
☐ SHELL PIPELINE ☐ OTHER _____

Print Bill To Contact Name: Robert Mooshegian

PO #

INCIDENT # (ENV SERVICES): 9 7 2 1 6 6 4 0

SAP #: 3 4 0 0 6 1

☐ CHECK IF NO INCIDENT # APPLIES

DATE 07/13/12

PAGE 1 of 1

SAMPLING COMPANY: URS CORPORATION

LOG CODE:

SITE ADDRESS: Street and City: 900 SOUTH CENTRAL AVE – ROXANA

State: IL

GLOBAL ID NO:

ADDRESS: 1001 HIGHLANDS PLAZA DRIVE WEST - SUITE 300; ST LOUIS, MO 63110

EDF DELIVERABLE TO (Name, Company, Office Location): Elizabeth Kunkel, URS, St. Louis

PHONE NO: 314-743-4179

E-MAIL:

CONSULTANT PROJECT NAME/#: Roxana Soil Vapor

LABORATORY ADDRESS: Air Toxics, LTD 180 Blue Ravine Road, Suite B Folsom CA 95630-4719

M Currier C Williams C Kretzer, M Mittermeyer, J Jackson

TELEPHONE:

FAX: 314-429-0462

RC To Contact E-MAIL: [illegible]

TURNAROUND TIME (CALENDAR DAYS)
☑ STANDARD (14 DAY) ☐ 5 DAYS ☐ 3 DAYS ☐ 2 DAYS ☐ 24 HOURS ☐ RESULTS NEEDED ON WEEKEND

☐ LA - RWQCB REPORT FORMAT ☑ LIST AGENCY.

DELIVERABLES: ☐ LEVEL 1 ☐ LEVEL 2 ☐ LEVEL 3 ☑ LEVEL 4 ☐ OTHER (SPECIFY) _____

☑ SHELL CONTRACT RATE APPLIES
☐ STATE REIMBURSEMENT RATE APPLIES
☐ EDD NOT NEEDED
☑ RECEIPT VERIFICATION REQUESTED

REQUESTED ANALYSIS

Turn Around Time: ☑ Normal ☐ Rush Specify

Lab Use Only
Pressurized by:
Date:
Pressurization Gas: N_2 He

LAB USE ONLY	Field Sample Identification	SAMPLING DATE	SAMPLING TIME	Canister Number	Canister Pressure/Vacuum Initial	Final	Receipt	Final (psi)	Modified TO-15 + Butane & Isopentane	ASTM D-1946 + Helium	ASTM D-1946
01A	VMP-5-10-071212	07/12/12	1336-1408	37710	-30	-9			X	X	
02A	VMP-5-31-071212	07/12/12	1434-1512	34100	-30	-9			X	X	
03A	VMP-5-40-071212	07/12/12	1532-1604	34085	-28	-9			X	X	
04A	VMP-8-5-071312	07/13/12	0855-0924	33645	-30	-4			X	X	
05A	VMP-8-9.5-071312	07/13/12	0944-1021	36397	-30	-7			X	X	
06A	VMP-8-9.5-071312-Dup	07/13/12	0944-1021	36407	-30	-7			X	X	
07A	VMP-8-23.5-071312	07/13/12	1040-1112	12034	-30	-9			X	X	
08A	VMP-9-5-071312	07/13/12	0952-0930	34657	-29	-8			X	X	
09A	VMP-9-11.5-071312	07/13/12	1001-1035	37371	-30	-10			X	X	
10A	VMP-17-5-071112	07/11/12	1122-1159	2547	-30	-8.5			X	X	

ADDITIONAL NOTES:

- 14 day hold time
- Report results between MDL and RL
- Level IV ECVP

Relinquished by (Signature)	Received by (Signature)	Date	Time
[signature]	FEDEX	7/13/12	1600
	[signature] ATC 7/16/12 0930		

05/2/05 Revision

Custody Seal Intact?
(Y) N None Temp N/A
Fedex

1207283

Shell Oil Products Chain Of Custody Record

URS

Air Toxics LTD.
Project Name: Roxana Soil Vapor
Project # 21562735.00013
Lab Vendor #

Please Check Appropriate Box:
☑ ENV. SERVICES ☐ MOTIVA RETAIL ☐ SHELL RETAIL
☐ MOTIVA SC&CM ☐ CONSULTANT ☐ LUBES
☐ SHELL PIPELINE ☐ OTHER ___

Print Bill To Contact Name: Robert Moosbegan
PO #:
INCIDENT # (ENV SERVICES): 9 7 2 1 6 6 4 0
SAP #: 3 4 0 0 6 1
☐ CHECK IF NO INCIDENT # APPLIES
DATE 07/13/12
PAGE 1 of 1

CONSULTANT/COMPANY: URS CORPORATION
LOG CODE:
SITE ADDRESS: Street and City: 900 SOUTH CENTRAL AVE – ROXANA
State: IL
GLOBAL ID NO.:
ADDRESS: 1001 HIGHLANDS PLAZA DRIVE WEST - SUITE 300; ST LOUIS, MO 63110
CDF DELIVERABLE TO (Name, Company, Office Location): Elizabeth Kunkel, URS, St. Louis
PHONE NO.: 314-743-4178
E-MAIL:
CONSULTANT PROJECT NAME: Roxana Soil Vapor
LAB/SUB ADDRESS: Air Toxics, LTD 180 Blue Ravine Road, Suite B, Folsom, CA 95630-4719
TELEPHONE:
FAX: 314-429-0462
EDD TO CONTACT E-MAIL:
M. Curtler, C.Williams, C. Kretzer, M. Mittermeyer, J. Jackson

TURNAROUND TIME (CALENDAR DAYS):
☑ STANDARD (14 DAY) ☐ 5 DAYS ☐ 3 DAYS ☐ 2 DAYS ☐ 24 HOURS ☐ RESULTS NEEDED ON WEEKEND

REQUESTED ANALYSIS

☐ LA - RWQCB REPORT FORMAT ☑ UST AGENCY:
DELIVERABLES: ☐ LEVEL 1 ☐ LEVEL 2 ☐ LEVEL 3 ☑ LEVEL 4 ☐ OTHER (SPECIFY) ___

☑ SHELL CONTRACT RATE APPLIES
☐ STATE REIMBURSEMENT RATE APPLIES
☐ EDD NOT NEEDED
☑ RECEIPT VERIFICATION REQUESTED

Turn Around Time: ☑ Normal ☐ Rush ☐ Specify

Lab Use Only
Pressurized by:
Date:
Pressurization Gas: N_2 He

LAB USE ONLY	Field Sample Identification	SAMPLING DATE	SAMPLING TIME	Canister Number	Canister Pressure/Vacuum Initial	Final	Receipt	Final (psi)	Modified TO-15 + Butane & Isopentane	ASTM D-1946 + Helium	ASTM D-1946					
11A	VMP-18-5-071212	07/12/12	1431-1500	38519	-27.5	-9			X	X						
12A	VMP-19-5-071112	07/11/12	1416-1446	2566	-29.5	-10			X	X						
13A	VMP-20-5-071112	07/11/12	1106-1130	36562	-30	-7			X	X						
14A	VMP-20-10-071112	07/11/12	1406-1442	11821	-30	-9			X	X						
15A	VMP-20-25-071112	07/11/12	1458-1538	2081	-30	-7			X	X						
16A	VMP-21-5-071012	07/10/12	1533-1607	8222	-30	-10			X	X						
17A	VMP-21-10-071012	07/10/12	1624-1702	8044	-30	-9			X	X						
18A	VMP-21-25-071112	07/11/12	0858-0935	24357	-30	-8			X	X						
19A	VMP-21-33-071112	07/11/12	0952-1027	35595	-30	-9			X	X						
20A	VMP-22-5-070912	07/09/12	0925-0956	35612	-29	-10.5			X	X						

ADDITIONAL NOTES:
- 14 day hold time
- Report results between MDL and RL
- Level IV ECVP

Relinquished by: (Signature)	Received by: (Signature) FEDEX	Date 7/13/12	Time 1600
Relinquished by: (Signature)	Received by: (Signature) [signature] 7/14/12	Date	Time 0730
Relinquished by: (Signature)	Received by: (Signature)	Date	Time

Custody Seal Intact?
Y N None Temp N/A
Fedex

Roxana Soil Vapor Quarterly – 3rd Quarter 2012 Data Review

Laboratory SDG: 1207284A,B

Data Reviewer: Melissa Mansker

Peer Reviewer: Elizabeth Kunkel

Date Reviewed: 8/15/2012

Guidance: USEPA National Functional Guidelines for Superfund Organic Methods Data Review 2008

Sample Identification	Sample Identification
VMP-22-10-070912	VMP-22-10-070912-Dup
VMP-22-18-070912	VMP-22-38-070912
VMP-23-5-070912	VMP-23-10-070912
VMP-23-25-071012	VMP-23-40-071012
VMP-24-5-071212	VMP-24-10-071212
VMP-24-22-071212	VMP-24-34-071212

1.0 Data Package Completeness

Were all items delivered as specified in the QAPP and COC as appropriate?

Yes, however sample VMP-23-40-071012 is not usable due to helium results in the sample (39%) that were greater than 10% of the helium in the shroud (51.8%). A second sampling attempt was made on July 31, 2012; however, a valid sample could not be taken because the port was under water.

2.0 Laboratory Case Narrative \ Cooler Receipt Form

Were problems noted in the laboratory case narrative or cooler receipt form?

Although not indicated in the laboratory case narrative, analytes were detected in the method blank. This issue is addressed further in the appropriate sections below.

No issues or discrepancies were noted in the cooler receipt form.

3.0 Holding Times

Were samples extracted/analyzed within applicable limits?

Yes

4.0 Blank Contamination

Were any analytes detected in the Blanks?

Yes

Blank ID	Parameter	Analyte	Concentration/ Amount
1207284A-13A	TO-15	Methyl tert-butyl ether	0.048 ppbv / 0.17 µg/m^3
1207284A-13A	TO-15	1,1,1-Trichloroethane	0.066 ppbv / 0.36 µg/m^3
1207284A-13A	TO-15	1,2-Dichloroethane	0.10 ppbv / 0.42 µg/m^3
1207284A-13A	TO-15	4-Methyl-2-pentanone	0.14 ppbv / 0.57 µg/m^3
1207284A-13A	TO-15	Toluene	0.11 ppbv / 0.42 µg/m^3

Blank ID	Parameter	Analyte	Concentration/ Amount
1207284A-13A	TO-15	2-Hexanone	0.099 ppbv / 0.41 µg/m^3
1207284A-13A	TO-15	1,2-Dibromoethane (EDB)	0.12 ppbv / 0.92 µg/m^3
1207284A-13A	TO-15	Chlorobenzene	0.10 ppbv / 0.48 µg/m^3
1207284A-13A	TO-15	m,p-Xylene	0.089 ppbv / 0.39 µg/m^3
1207284A-13A	TO-15	Styrene	0.069 ppbv / 0.29 µg/m^3
1207284A-13A	TO-15	Bromoform	0.099 ppbv / 1.0 µg/m^3
1207284A-13A	TO-15	Cumene	0.11 ppbv / 0.53 µg/m^3
1207284A-13A	TO-15	1,1,2,2-Tetrachloroethane	0.14 ppbv / 0.94 µg/m^3
1207284A-13A	TO-15	Propylbenzene	0.10 ppbv / 0.49 µg/m^3
1207284A-13A	TO-15	4-Ethyltoluene	0.098 ppbv / 0.48 µg/m^3
1207284A-13A	TO-15	1,3,5-Trimethylbenzene	0.10 ppbv / 0.52 µg/m^3
1207284A-13A	TO-15	1,2,4-Trimethylbenzene	0.11 ppbv / 0.54 µg/m^3
1207284A-13A	TO-15	1,3-Dichlorobenzene	0.17 ppbv / 1.0 µg/m^3
1207284A-13A	TO-15	1,4-Dichlorobenzene	0.18 ppbv / 1.1 µg/m^3
1207284A-13A	TO-15	alpha-Chlorotoluene	0.070 ppbv / 0.36 µg/m^3
1207284A-13A	TO-15	1,2-Dichlorobenzene	0.15 ppbv / 0.92 µg/m^3
1207284A-13A	TO-15	1,2,4-Trichlorobenzene	0.57 ppbv / 4.3 µg/m^3
1207284A-13B	TO-15	Methyl tert-butyl ether	0.082 ppbv / 0.30 µg/m^3
1207284A-13B	TO-15	Carbon tetrachloride	0.058 ppbv / 0.36 µg/m^3
1207284A-13B	TO-15	4-Methyl-2-pentanone	0.13 ppbv / 0.54 µg/m^3
1207284A-13B	TO-15	Toluene	0.11 ppbv / 0.42 µg/m^3
1207284A-13B	TO-15	2-Hexanone	0.092 ppbv / 0.38 µg/m^3
1207284A-13B	TO-15	1,2-Dibromoethane (EDB)	0.10 ppbv / 0.79 µg/m^3
1207284A-13B	TO-15	Chlorobenzene	0.12 ppbv / 0.54 µg/m^3
1207284A-13B	TO-15	m,p-Xylene	0.10 ppbv / 0.44 µg/m^3
1207284A-13B	TO-15	Styrene	0.065 ppbv / 0.28 µg/m^3
1207284A-13B	TO-15	Bromoform	0.076 ppbv / 0.78 µg/m^3
1207284A-13B	TO-15	Cumene	0.10 ppbv / 0.50 µg/m^3
1207284A-13B	TO-15	1,1,2,2-Tetrachloroethane	0.12 ppbv / 0.84 µg/m^3
1207284A-13B	TO-15	Propylbenzene	0.080 ppbv / 0.39 µg/m^3
1207284A-13B	TO-15	4-Ethyltoluene	0.072 ppbv / 0.36 µg/m^3
1207284A-13B	TO-15	1,2,4-Trimethylbenzene	0.071 ppbv / 0.35 µg/m^3
1207284A-13B	TO-15	1,3-Dichlorobenzene	0.14 ppbv / 0.82 µg/m^3
1207284A-13B	TO-15	1,4-Dichlorobenzene	0.11 ppbv / 0.68 µg/m^3
1207284A-13B	TO-15	1,2,4-Trichlorobenzene	0.28 ppbv / 2.0 µg/m^3
1207284B-13A	Natural gases	Oxygen	0.016%
1207284B-13A	Natural gases	Nitrogen	0.082%

Qualifications due to blank contamination are included in the table below. Analytical data that were reported non-detect or at concentrations greater than five times (5X) the associated blank concentration did not require qualification.

Sample ID	Parameter	Analyte	New Reporting Limit (RL)	Qualification
VMP-22-10-070912	TO-15	Toluene	-	**U**

Sample ID	Parameter	Analyte	New Reporting Limit (RL)	Qualification
VMP-22-10-070912-Dup	TO-15	m,p-Xylene	-	U
VMP-22-18-070912	TO-15	m,p-Xylene	-	U
VMP-22-38-070912	TO-15	m,p-Xylene	-	U
VMP-23-5-070912	TO-15	4-Methyl-2-pentanone	-	U
VMP-23-5-070912	TO-15	Chlorobenzene	-	U
VMP-23-5-070912	TO-15	m,p-Xylene	-	U
VMP-23-5-070912	TO-15	Styrene	-	U
VMP-23-5-070912	TO-15	Propylbenzene	-	U
VMP-23-10-070912	TO-15	Toluene	-	U
VMP-23-10-070912	TO-15	Chlorobenzene	-	U
VMP-23-10-070912	TO-15	m,p-Xylene	-	U
VMP-23-10-070912	TO-15	Styrene	-	U
VMP-23-10-070912	TO-15	Cumene	-	U
VMP-23-10-070912	TO-15	Propylbenzene	-	U
VMP-23-10-070912	TO-15	4-Ethyltoluene	-	U
VMP-23-25-070912	TO-15	4-Methyl-2-pentanone	-	U
VMP-23-25-071012	TO-15	Chlorobenzene	-	U
VMP-23-25-071012	TO-15	m,p-Xylene	-	U
VMP-23-25-071012	TO-15	Styrene	-	U
VMP-23-25-071012	TO-15	Cumene	-	U
VMP-23-25-071012	TO-15	Propylbenzene	-	U
VMP-23-25-071012	TO-15	4-Ethyltoluene	-	U
VMP-24-5-071012	TO-15	Styrene	-	U
VMP-24-10-071212	TO-15	2-Hexanone	-	U
VMP-24-10-071212	TO-15	Styrene	-	U
VMP-24-10-071212	TO-15	Propylbenzene	-	U
VMP-24-10-071212	TO-15	4-Ethyltoluene	-	U
VMP-24-22-071212	TO-15	2-Hexanone	-	U
VMP-24-22-071212	TO-15	Styrene	-	U
VMP-24-22-071212	TO-15	4-Ethyltoluene	-	U
VMP-24-34-071212	TO-15	Styrene	-	U
VMP-24-34-071212	TO-15	Propylbenzene	-	U
VMP-24-34-071212	TO-15	4-Ethyltoluene	-	U

5.0 Laboratory Control Sample

Were LCS recoveries within evaluation criteria?

Yes

6.0 Surrogate Recoveries

Were surrogate recoveries within evaluation criteria?

Yes

7.0 Matrix Spike and Matrix Spike Duplicate Recoveries

Were MS/MSD samples analyzed as part of this SDG?

MS/MSD samples are not applicable for vapor samples, due to the inability to spike the samples.

8.0 Laboratory Duplicate Results

Were laboratory duplicate samples collected as part of this SDG?

No

9.0 Field Duplicate Results

Were field duplicate samples collected as part of this SDG?

Yes

Field ID	Field Duplicate ID
VMP-22-10-070912	VMP-22-10-070912-Dup

Were field duplicate sample RPDs within evaluation criteria?

Yes

10.0 Sample Dilutions

For samples that were diluted and nondetect, were undiluted results also reported?

Not applicable; analytes were detected in samples that were diluted.

11.0 Additional Qualifications

Were additional qualifications applied?

No

VALIDATION OF TO-15 DATA - SDG 1207284

This section describes the validation of twelve soil vapor samples which were analyzed by USEPA Method TO-15. Samples were analyzed by Eurofins Air Toxics, Inc. of Folsom, California and submitted as part of sample delivery group (SDG) 1207284. Samples included as part of this validation are listed below.

Sample Identification	Sample Identification
VMP-22-10-070912	VMP-22-18-070912
VMP-22-38-070912	VMP-23-5-070912
VMP-23-10-070912	VMP-23-25-071012
VMP-24-5-071212	VMP-24-10-071212
VMP-24-22-071212	VMP-24-34-071212
VMP-24-22-071212	VMP-24-34-071212

QA/QC criteria were identified in the Dissolved Phase Groundwater Investigation and P-60 Free Phase Product Delineation Work Plan (URS 2009) and USEPA Method TO-15. Evaluation of the analytical data followed procedures outlined in the USEPA Contract Program National Functional Guidelines for Superfund Organic Methods Data Review (USEPA 2008) where applicable to EPA Method TO-15.

Criteria evaluated included the following method performance criteria:

- Data package completeness
- Laboratory case narrative/cooler receipt form
- Sample holding times
- GC/MS instrument performance
- Initial calibration
- Calibration verification
- Blank samples
- Surrogate spike recoveries
- Laboratory control sample (LCS)
- Target compound identification and quantitation
- Overall data assessment

1.1 Data Package Completeness

The data package was reviewed to make certain that it contained the data contractually required in the deliverable. This included checking the data package for the results of each analyte requested for each field sample submitted in the analytical batch, along with requested QC documentation for the respective methods. The data package was complete.

1.2 Laboratory Case Narrative/Cooler Receipt Form

Although not indicated in the laboratory case narrative, analytes were detected in the method blank. Initial calibration percent relative standard deviation (%RSD) was outside evaluation criteria for alpha-chlorotoluene. These issues are addressed further in the appropriate sections below.

No issues or discrepancies were noted in the cooler receipt form.

1.3 Sample Holding Times

Review of the sample collection and analysis dates involved comparing the chains-of-custody, the summary forms, the raw data forms, and the chromatograms for accuracy, consistency, and holding time compliance. The validated samples were analyzed within the 30 day holding time criteria. No qualification of data was required due to holding time criteria.

1.4 GC/MS Instrument Performance

GC/MS instrument performance checks were performed to ensure mass resolution, identification, and instrument sensitivity. Criteria for evaluation of instrument performance included possible transcription/calculation errors, adherence to instrument tuning frequency requirements, mass assignments, and ion abundance criteria. Instrument performance check samples were evaluated against criteria established in USEPA Method TO-15.

Based on the raw data, the ion abundance criteria were within evaluation criteria for all masses, and no qualification of data was required. The raw data forms were checked against the summary forms and no calculation or transcription errors were noted.

1.5 Initial Calibration

An initial calibration (ICAL) was established to assess whether the instrument was capable of producing acceptable qualitative and quantitative data for TO-15 analysis. Samples as part of SDG 1207284 were analyzed using instrument MSD-2. The ICAL for instrument MSD-2 was established on 3/5/2012 prior to sample analysis and using at least five concentration standards to establish the initial calibration curve as required by Method TO-15. An average response factor (RF) was determined for each target analyte, the RFs were reviewed and verified greater than 0.10 for chloromethane, 1,1-dichloroethane and bromoform, 0.30 for chlorobenzene and 1,1,2,2-tetrachloroethane and greater than 0.05 for all other target analytes.

Review of the initial calibration summary forms indicated %RSDs were $\leq$ 30% for target analytes with the exception of alpha-chlorotoluene (33.3%). Qualifications due to %RSD outside evaluation criteria are summarized in the following table.

Sample ID	Analyte	Qualification
VMP-22-10-070912	alpha-Chlorotoluene	**UJ**
VMP-22-18-070912	alpha-Chlorotoluene	**UJ**
VMP-22-38-070912	alpha-Chlorotoluene	**UJ**
VMP-23-5-070912	alpha-Chlorotoluene	**UJ**
VMP-23-10-070912	alpha-Chlorotoluene	**UJ**
VMP-23-25-071012	alpha-Chlorotoluene	**UJ**
VMP-24-5-071212	alpha-Chlorotoluene	**UJ**
VMP-24-10-071212	alpha-Chlorotoluene	**UJ**
VMP-24-22-071212	alpha-Chlorotoluene	**UJ**
VMP-24-34-071212	alpha-Chlorotoluene	**UJ**

A second source verification, initial calibration verification (ICV) was analyzed following the initial calibration. Percent difference (%D) values from comparing ICV RF to the average ICAL RFs were less than 30% for target compounds; therefore, no qualification of data was required.

Percent RSDs were recalculated from the raw data and no errors in calculation were noted; therefore, no qualification of data was required.

1.6 Calibration Verification

Review of the sample chromatograms indicated the calibration verifications (CVs) were performed before the start of sample analyses. Review of continuing calibration summary forms indicated all RFs met the evaluation criteria of greater than 0.10 (chloromethane, 1,1-dichloroethane and bromoform), 0.30 (chlorobenzene and 1,1,2,2-tetrachloroethane) and greater than 0.05 for all other analytes for each CV. In addition, percent differences (%Ds) and percent drift (%Drift) met the evaluation criteria of $\leq$ 30% for all other target analytes.

Recalculations of the RFs and %Ds for four target compounds were completed for each CV, and no errors in calculation were noted.

1.7 Blank Samples

The purpose of the method blank samples is to evaluate the existence and magnitude of contamination problems emanating from laboratory activities. Method blank samples were analyzed with each analytical batch as required by USEPA Method TO-15. All target compounds were reported as non-detect in all method blanks analyzed as part of this SDG with the exceptions summarized in the following table.

Blank ID	Parameter	Analyte	Concentration/ Amount
1207284A-13A	TO-15	Methyl tert-butyl ether	0.048 ppbv / 0.17 µg/m^3
1207284A-13A	TO-15	1,1,1-Trichloroethane	0.066 ppbv / 0.36 µg/m^3
1207284A-13A	TO-15	1,2-Dichloroethane	0.10 ppbv / 0.42 µg/m^3
1207284A-13A	TO-15	4-Methyl-2-pentanone	0.14 ppbv / 0.57 µg/m^3
1207284A-13A	TO-15	Toluene	0.11 ppbv / 0.42 µg/m^3
1207284A-13A	TO-15	2-Hexanone	0.099 ppbv / 0.41 µg/m^3
1207284A-13A	TO-15	1,2-Dibromoethane (EDB)	0.12 ppbv / 0.92 µg/m^3
1207284A-13A	TO-15	Chlorobenzene	0.10 ppbv / 0.48 µg/m^3
1207284A-13A	TO-15	m,p-Xylene	0.089 ppbv / 0.39 µg/m^3
1207284A-13A	TO-15	Styrene	0.069 ppbv / 0.29 µg/m^3
1207284A-13A	TO-15	Bromoform	0.099 ppbv / 1.0 µg/m^3
1207284A-13A	TO-15	Cumene	0.11 ppbv / 0.53 µg/m^3
1207284A-13A	TO-15	1,1,2,2-Tetrachloroethane	0.14 ppbv / 0.94 µg/m^3
1207284A-13A	TO-15	Propylbenzene	0.10 ppbv / 0.49 µg/m^3
1207284A-13A	TO-15	4-Ethyltoluene	0.098 ppbv / 0.48 µg/m^3
1207284A-13A	TO-15	1,3,5-Trimethylbenzene	0.10 ppbv / 0.52 µg/m^3
1207284A-13A	TO-15	1,2,4-Trimethylbenzene	0.11 ppbv / 0.54 µg/m^3
1207284A-13A	TO-15	1,3-Dichlorobenzene	0.17 ppbv / 1.0 µg/m^3
1207284A-13A	TO-15	1,4-Dichlorobenzene	0.18 ppbv / 1.1 µg/m^3
1207284A-13A	TO-15	alpha-Chlorotoluene	0.070 ppbv / 0.36 µg/m^3
1207284A-13A	TO-15	1,2-Dichlorobenzene	0.15 ppbv / 0.92 µg/m^3
1207284A-13A	TO-15	1,2,4-Trichlorobenzene	0.57 ppbv / 4.3 µg/m^3
1207284A-13B	TO-15	Methyl tert-butyl ether	0.082 ppbv / 0.30 µg/m^3
1207284A-13B	TO-15	Carbon tetrachloride	0.058 ppbv / 0.36 µg/m^3
1207284A-13B	TO-15	4-Methyl-2-pentanone	0.13 ppbv / 0.54 µg/m^3

Blank ID	Parameter	Analyte	Concentration/ Amount
1207284A-13B	TO-15	Toluene	0.11 ppbv / 0.42 µg/m^3
1207284A-13B	TO-15	2-Hexanone	0.092 ppbv / 0.38 µg/m^3
1207284A-13B	TO-15	1,2-Dibromoethane (EDB)	0.10 ppbv / 0.79 µg/m^3
1207284A-13B	TO-15	Chlorobenzene	0.12 ppbv / 0.54 µg/m^3
1207284A-13B	TO-15	m,p-Xylene	0.10 ppbv / 0.44 µg/m^3
1207284A-13B	TO-15	Styrene	0.065 ppbv / 0.28 µg/m^3
1207284A-13B	TO-15	Bromoform	0.076 ppbv / 0.78 µg/m^3
1207284A-13B	TO-15	Cumene	0.10 ppbv / 0.50 µg/m^3
1207284A-13B	TO-15	1,1,2,2-Tetrachloroethane	0.12 ppbv / 0.84 µg/m^3
1207284A-13B	TO-15	Propylbenzene	0.080 ppbv / 0.39 µg/m^3
1207284A-13B	TO-15	4-Ethyltoluene	0.072 ppbv / 0.36 µg/m^3
1207284A-13B	TO-15	1,2,4-Trimethylbenzene	0.071 ppbv / 0.35 µg/m^3
1207284A-13B	TO-15	1,3-Dichlorobenzene	0.14 ppbv / 0.82 µg/m^3
1207284A-13B	TO-15	1,4-Dichlorobenzene	0.11 ppbv / 0.68 µg/m^3
1207284A-13B	TO-15	1,2,4-Trichlorobenzene	0.28 ppbv / 2.0 µg/m^3

Qualifications due to blank contamination are included in the table below. Analytical data that were reported non-detect or at concentrations greater than five times (5X) the associated blank concentration did not require qualification.

Sample ID	Parameter	Analyte	New Reporting Limit (RL)	Qualification
VMP-22-10-070912	TO-15	Toluene	-	**U**
VMP-22-18-070912	TO-15	m,p-Xylene	-	**U**
VMP-22-38-070912	TO-15	m,p-Xylene	-	**U**
VMP-23-5-070912	TO-15	4-Methyl-2-pentanone	-	**U**
VMP-23-5-070912	TO-15	Chlorobenzene	-	**U**
VMP-23-5-070912	TO-15	m,p-Xylene	-	**U**
VMP-23-5-070912	TO-15	Styrene	-	**U**
VMP-23-5-070912	TO-15	Propylbenzene	-	**U**
VMP-23-10-070912	TO-15	Toluene	-	**U**
VMP-23-10-070912	TO-15	Chlorobenzene	-	**U**
VMP-23-10-070912	TO-15	m,p-Xylene	-	**U**
VMP-23-10-070912	TO-15	Styrene	-	**U**
VMP-23-10-070912	TO-15	Cumene	-	**U**
VMP-23-10-070912	TO-15	Propylbenzene	-	**U**
VMP-23-10-070912	TO-15	4-Ethyltoluene	-	**U**
VMP-23-25-070912	TO-15	4-Methyl-2-pentanone	-	**U**
VMP-23-25-071012	TO-15	Chlorobenzene	-	**U**
VMP-23-25-071012	TO-15	m,p-Xylene	-	**U**
VMP-23-25-071012	TO-15	Styrene	-	**U**
VMP-23-25-071012	TO-15	Cumene	-	**U**
VMP-23-25-071012	TO-15	Propylbenzene	-	**U**

Sample ID	Parameter	Analyte	New Reporting Limit (RL)	Qualification
VMP-23-25-071012	TO-15	4-Ethyltoluene	-	U
VMP-24-5-071012	TO-15	Styrene	-	U
VMP-24-10-071212	TO-15	2-Hexanone	-	U
VMP-24-10-071212	TO-15	Styrene	-	U
VMP-24-10-071212	TO-15	Propylbenzene	-	U
VMP-24-10-071212	TO-15	4-Ethyltoluene	-	U
VMP-24-22-071212	TO-15	2-Hexanone	-	U
VMP-24-22-071212	TO-15	Styrene	-	U
VMP-24-22-071212	TO-15	4-Ethyltoluene	-	U
VMP-24-34-071212	TO-15	Styrene	-	U
VMP-24-34-071212	TO-15	Propylbenzene	-	U
VMP-24-34-071212	TO-15	4-Ethyltoluene	-	U

The review of chromatograms indicates all peaks present were accounted or the concentrations reported were below the method detection limit. No qualification of data was required.

1.8 Surrogate Spike Recoveries

Surrogate compounds were used to evaluate the overall laboratory sample preparation efficiency on a per sample basis. All surrogate recoveries were within the method acceptance criteria. Approximately 10% of the recoveries were recalculated, and the summary forms versus the raw data were verified. No calculation or transcription errors were noted and no qualification of data was required.

1.9 Internal Standards and Retention Times

Internal standard (IS) performance criteria ensure that the GC/MS sensitivity and response are stable during each analytical run. IS areas must be within -50% to +100%, and the IS retention times must be within 30 seconds of the IS continuing calibration retention time. IS areas and retention times for the validated samples in this SDG were within evaluation criteria. The summary forms versus the raw data were verified and no transcription errors were noted.

1.10 Laboratory Control Spike (LCS) Samples

Laboratory control samples were analyzed with each analytical batch to assess the accuracy of the analytical process. LCS recoveries were within evaluation criteria.

Approximately 10% of the spiking compound recoveries for the LCS's were recalculated using the LCS summary forms, and no calculation or transcription errors were noted.

1.11 Target Compound Identification and Quantification

For validation of the compound identification, chromatograms were reviewed to verify the major target peaks were identified, the spectra of the identified compounds were verified against the library spectra, and the relative retention time was no greater than 0.06 different from the associated CV retention times. Approximately 10% of the detected target analytes and spiking compounds were verified. No anomalies were noted with the identification of the target compounds in the samples.

For the validation of compound quantitation, approximately 10% of the target analytes were recalculated from the raw data, and no calculation errors were noted. Additionally, the reporting limits were verified to determine if reporting limits (RLs) were adjusted for dilutions. No qualification of the data was required and review of the data indicated the correct RLs were reported.

1.12 Overall Data Assessment

Based on the criteria outlined, it is recommended that the results reported for these analyses are accepted for their intended use. Acceptable levels of accuracy and precision, based on LCS and surrogate data were achieved for this SDG.

eurofins | Air Toxics

7/27/2012
Ms. Elizabeth Kunkel
URS Corporation
1001 Highlands Plaza Dr. West
Suite 300
St. Louis MO 63110

Project Name: Roxana Soil Vapor
Project #: 21562735.00013
Workorder #: 1207284A

Dear Ms. Elizabeth Kunkel

The following report includes the data for the above referenced project for sample(s) received on 7/16/2012 at Air Toxics Ltd.

The data and associated QC analyzed by Modified TO-15 are compliant with the project requirements or laboratory criteria with the exception of the deviations noted in the attached case narrative.

Thank you for choosing Air Toxics Ltd. for your air analysis needs. Air Toxics Ltd. is committed to providing accurate data of the highest quality. Please feel free to contact the Project Manager: Kelly Buettner at 916-985-1000 if you have any questions regarding the data in this report.

Regards,

Kelly Buettner

Project Manager

Reviewed on 8/15/12

eurofins | Air Toxics

WORK ORDER #: 1207284A

Work Order Summary

CLIENT:	Ms. Elizabeth Kunkel URS Corporation 1001 Highlands Plaza Dr. West Suite 300 St. Louis, MO 63110	**BILL TO:**	Accounts Payable Austin URS Corporation P.O. BOX 203970 Austin, TX 78720-1088
PHONE:	314-743-4179	**P.O. #**	21562735.00012
FAX:		**PROJECT #**	21562735.00013 Roxana Soil Vapor
DATE RECEIVED:	07/16/2012	**CONTACT:**	Kelly Buettner
DATE COMPLETED:	07/27/2012		

FRACTION #	NAME	TEST	RECEIPT VAC./PRES.	FINAL PRESSURE
01A	VMP-22-10-070912	Modified TO-15	11.5 "Hg	5 psi
02A	VMP-22-10-070912-Dup	Modified TO-15	11.0 "Hg	5 psi
03A	VMP-22-18-070912	Modified TO-15	11.0 "Hg	5 psi
04A	VMP-22-38-070912	Modified TO-15	10.5 "Hg	5 psi
05A	VMP-23-5-070912	Modified TO-15	6.5 "Hg	5 psi
06A	VMP-23-10-070912	Modified TO-15	4.0 "Hg	5 psi
07A	VMP-23-25-071012	Modified TO-15	13.5 "Hg	5 psi
08A	VMP-23-40-071012	Modified TO-15	10.5 "Hg	5 psi
09A	VMP-24-5-071212	Modified TO-15	8.0 "Hg	5 psi
10A	VMP-24-10-071212	Modified TO-15	11.0 "Hg	5 psi
11A	VMP-24-22-071212	Modified TO-15	11.5 "Hg	5 psi
12A	VMP-24-34-071212	Modified TO-15	7.5 "Hg	5 psi
13A	Lab Blank	Modified TO-15	NA	NA
13B	Lab Blank	Modified TO-15	NA	NA
14A	CCV	Modified TO-15	NA	NA
14B	CCV	Modified TO-15	NA	NA
15A	LCS	Modified TO-15	NA	NA
15AA	LCSD	Modified TO-15	NA	NA
15B	LCS	Modified TO-15	NA	NA
15BB	LCSD	Modified TO-15	NA	NA

CERTIFIED BY: Heidi Jaeger DATE: 07/27/12

Technical Director

Certification numbers: AZ Licensure AZ0719, CA NELAP - 02110CA, LA NELAP - 02089, NY NELAP - 11291, TX NELAP - T104704434-11-3, UT NELAP -CA009332011-1, WA NELAP - C935
Name of Accrediting Agency: NELAP/Florida Department of Health, Scope of Application: Clean Air Act, Accreditation number: E87680, Effective date: 07/01/11 , Expiration date: 06/30/12.
Air Toxics Ltd. certifies that the test results contained in this report meet all requirements of the NELAC standards

This report shall not be reproduced, except in full, without the written approval of Eurofins | Air Toxics, Inc.

180 BLUE RAVINE ROAD, SUITE B FOLSOM, CA - 95630
(916) 985-1000 . (800) 985-5955 . FAX (916) 985-1020

LABORATORY NARRATIVE
EPA Method TO-15
URS Corporation
Workorder# 1207284A

Twelve 1 Liter Summa Canister samples were received on July 16, 2012. The laboratory performed analysis via EPA Method TO-15 using GC/MS in the full scan mode.

This workorder was independently validated prior to submittal using 'USEPA National Functional Guidelines' as generally applied to the analysis of volatile organic compounds in air. A rules-based, logic driven, independent validation engine was employed to assess completeness, evaluate pass/fail of relevant project quality control requirements and verification of all quantified amounts.

Receiving Notes

There were no receiving discrepancies.

Analytical Notes

As per client project requirements, the laboratory has reported estimated values for target compound hits that are below the Reporting Limit but greater than the Method Detection Limit. Concentrations that are below the level at which the canister was certified may be false positives.

Definition of Data Qualifying Flags

Eight qualifiers may have been used on the data analysis sheets and indicates as follows:

B - Compound present in laboratory blank greater than reporting limit (background subtraction not performed).
J - Estimated value.
E - Exceeds instrument calibration range.
S - Saturated peak.
Q - Exceeds quality control limits.
U - Compound analyzed for but not detected above the reporting limit.
UJ- Non-detected compound associated with low bias in the CCV and/or LCS.
N - The identification is based on presumptive evidence.

File extensions may have been used on the data analysis sheets and indicates as follows:
a-File was requantified
b-File was quantified by a second column and detector
r1-File was requantified for the purpose of reissue

eurofins

Air Toxics

Summary of Detected Compounds
EPA METHOD TO-15 GC/MS FULL SCAN

Client Sample ID: VMP-22-10-070912

Lab ID#: 1207284A-01A

Compound	Rpt. Limit (ppbv)	Amount (ppbv)	Rpt. Limit (ug/m3)	Amount (ug/m3)
Freon 12	1.1	0.42 J	5.4	2.1 J
Freon 11	1.1	0.26 J	6.1	1.4 J
Ethanol	4.3	3.3 J	8.2	6.2 J
Acetone	11	7.2 J	26	17 J
2-Propanol	4.3	2.2 J	11	5.4 J
Chloroform	1.1	0.22 J	5.3	1.1 J
Toluene	1.1	~~0.56 J~~ 4	4.1	~~2.1 J~~ 4

Client Sample ID: VMP-22-10-070912-Dup

Lab ID#: 1207284A-02A

Compound	Rpt. Limit (ppbv)	Amount (ppbv)	Rpt. Limit (ug/m3)	Amount (ug/m3)
Freon 12	1.1	0.34 J	5.2	1.7 J
Ethanol	4.2	3.8 J	8.0	7.2 J
Acetone	11	8.7 J	25	21 J
2-Propanol	4.2	2.7 J	10	6.6 J
Hexane	1.1	0.42 J	3.7	1.5 J
Chloroform	1.1	0.22 J	5.2	1.1 J
Heptane	1.1	0.70 J	4.3	2.8 J
Toluene	1.1	0.60 J	4.0	2.2 J
m,p-Xylene	1.1	~~0.21 J~~ 4	4.6	~~0.93 J~~ 4
Isopentane	4.2	0.33 J	12	0.98 J

Client Sample ID: VMP-22-18-070912

Lab ID#: 1207284A-03A

Compound	Rpt. Limit (ppbv)	Amount (ppbv)	Rpt. Limit (ug/m3)	Amount (ug/m3)
Freon 12	1.1	0.40 J	5.2	2.0 J
Ethanol	4.2	1.9 J	8.0	3.6 J
Acetone	11	15	25	36
2-Propanol	4.2	3.0 J	10	7.4 J
Chloroform	1.1	10	5.2	49
2,2,4-Trimethylpentane	1.1	0.29 J	5.0	1.4 J

eurofins | Air Toxics

Summary of Detected Compounds
EPA METHOD TO-15 GC/MS FULL SCAN

Client Sample ID: VMP-22-18-070912

Lab ID#: 1207284A-03A

Benzene	1.1	9.1	3.4	29
Toluene	1.1	0.77 J	4.0	2.9 J
m,p-Xylene	1.1	~~0.29 J~~	4.6	~~1.2 J~~
Isopentane	4.2	0.67 J	12	2.0 J

Client Sample ID: VMP-22-38-070912

Lab ID#: 1207284A-04A

Compound	Rpt. Limit (ppbv)	Amount (ppbv)	Rpt. Limit (ug/m3)	Amount (ug/m3)
Ethanol	4.1	3.2 J	7.8	6.0 J
Acetone	10	21	24	50
2-Propanol	4.1	4.4	10	11
Methylene Chloride	10	0.34 J	36	1.2 J
Hexane	1.0	0.32 J	3.6	1.1 J
2-Butanone (Methyl Ethyl Ketone)	4.1	1.9 J	12	5.5 J
Chloroform	1.0	63	5.0	310
Cyclohexane	1.0	0.22 J	3.5	0.78 J
2,2,4-Trimethylpentane	1.0	0.75 J	4.8	3.5 J
Benzene	1.0	23	3.3	74
Heptane	1.0	0.31 J	4.2	1.3 J
Bromodichloromethane	1.0	0.59 J	6.9	3.9 J
Toluene	1.0	0.75 J	3.9	2.8 J
m,p-Xylene	1.0	0.36 J	4.5	1.5 J
Isopentane	4.1	2.4 J	12	7.0 J

Client Sample ID: VMP-23-5-070912

Lab ID#: 1207284A-05A

Compound	Rpt. Limit (ppbv)	Amount (ppbv)	Rpt. Limit (ug/m3)	Amount (ug/m3)
Freon 12	0.86	0.42 J	4.2	2.1 J
Chloromethane	8.6	2.1 J	18	4.4 J
Bromomethane	8.6	0.43 J	33	1.7 J
Freon 11	0.86	0.22 J	4.8	1.2 J
Acetone	8.6	44	20	100

eurofins

Air Toxics

Summary of Detected Compounds
EPA METHOD TO-15 GC/MS FULL SCAN

Client Sample ID: VMP-23-5-070912

Lab ID#: 1207284A-05A

Carbon Disulfide	3.4	1.4 J	11	4.2 J
Methylene Chloride	8.6	1.4 J	30	4.8 J
Hexane	0.86	1.4	3.0	4.8
2-Butanone (Methyl Ethyl Ketone)	3.4	3.5	10	10
Tetrahydrofuran	0.86	4.3	2.5	13
Cyclohexane	0.86	0.63 J	2.9	2.2 J
2,2,4-Trimethylpentane	0.86	0.59 J	4.0	2.8 J
Benzene	0.86	0.74 J	2.7	2.4 J
Heptane	0.86	0.56 J	3.5	2.3 J
4-Methyl-2-pentanone	0.86	~~0.37 J~~ 4	3.5	~~1.5 J~~ 4
Toluene	0.86	3.0	3.2	11
Chlorobenzene	0.86	~~0.44 J~~ 4	3.9	~~2.0 J~~ 4
m,p-Xylene	0.86	~~0.32 J~~ 4	3.7	~~1.4 J~~ 4
o-Xylene	0.86	0.20 J	3.7	0.85 J
Styrene	0.86	~~0.13 J~~ 4	3.6	~~0.57 J~~ 4
Propylbenzene	0.86	~~0.24 J~~ 4	4.2	~~1.2 J~~ 4
4-Ethyltoluene	0.86	0.48 J	4.2	2.3 J
1,3,5-Trimethylbenzene	0.86	0.18 J	4.2	0.91 J
1,2,4-Trimethylbenzene	0.86	0.62 J	4.2	3.0 J
Butane	3.4	1.6 J	8.1	3.9 J
Isopentane	3.4	7.7	10	23

Client Sample ID: VMP-23-10-070912

Lab ID#: 1207284A-06A

Compound	Rpt. Limit (ppbv)	Amount (ppbv)	Rpt. Limit (ug/m3)	Amount (ug/m3)
Freon 12	0.78	0.45 J	3.8	2.2 J
Chloromethane	7.8	1.7 J	16	3.6 J
Freon 11	0.78	0.23 J	4.4	1.3 J
Ethanol	3.1	3.6	5.8	6.8
Acetone	7.8	27	18	65
2-Propanol	3.1	1.7 J	7.6	4.2 J
Methylene Chloride	7.8	2.0 J	27	7.1 J
2-Butanone (Methyl Ethyl Ketone)	3.1	2.1 J	9.1	6.1 J
Tetrahydrofuran	0.78	1.6	2.3	4.7

eurofins | Air Toxics

Summary of Detected Compounds
EPA METHOD TO-15 GC/MS FULL SCAN

Client Sample ID: VMP-23-10-070912

Lab ID#: 1207284A-06A

Chloroform	0.78	0.24 J	3.8	1.2 J
Cyclohexane	0.78	0.20 J	2.7	0.69 J
Benzene	0.78	0.46 J	2.5	1.4 J
Toluene	0.78	~~0.56 J~~	2.9	~~2.1 J~~
Chlorobenzene	0.78	~~0.22 J~~	3.6	~~1.0 J~~
m,p-Xylene	0.78	~~0.21 J~~	3.4	~~0.90 J~~
o-Xylene	0.78	0.17 J	3.4	0.74 J
Styrene	0.78	~~0.072 J~~	3.3	~~0.30 J~~
Cumene	0.78	~~0.11 J~~	3.8	~~0.54 J~~
Propylbenzene	0.78	~~0.12 J~~	3.8	~~0.61 J~~
4-Ethyltoluene	0.78	~~0.27 J~~	3.8	~~1.3 J~~
1,3,5-Trimethylbenzene	0.78	0.16 J	3.8	0.78 J
1,2,4-Trimethylbenzene	0.78	0.38 J	3.8	1.9 J
Isopentane	3.1	1.5 J	9.1	4.3 J

Client Sample ID: VMP-23-25-071012

Lab ID#: 1207284A-07A

Compound	Rpt. Limit (ppbv)	Amount (ppbv)	Rpt. Limit (ug/m3)	Amount (ug/m3)
Freon 12	1.2	0.49 J	6.0	2.4 J
Chloromethane	12	7.4 J	25	15 J
Freon 11	1.2	0.39 J	6.8	2.2 J
Acetone	12	64	29	150
2-Propanol	4.9	0.84 J	12	2.0 J
Methylene Chloride	12	0.49 J	42	1.7 J
Hexane	1.2	0.55 J	4.3	1.9 J
2-Butanone (Methyl Ethyl Ketone)	4.9	4.3 J	14	13 J
Tetrahydrofuran	1.2	3.5	3.6	10
Chloroform	1.2	1.1 J	6.0	5.5 J
Cyclohexane	1.2	0.53 J	4.2	1.8 J
2,2,4-Trimethylpentane	1.2	0.44 J	5.7	2.0 J
Benzene	1.2	0.86 J	3.9	2.7 J
4-Methyl-2-pentanone	1.2	~~0.33 J~~	5.0	~~1.3 J~~
Toluene	1.2	1.5	4.6	5.8
Chlorobenzene	1.2	~~0.35 J~~	5.6	~~1.6 J~~

eurofins | Air Toxics

Summary of Detected Compounds
EPA METHOD TO-15 GC/MS FULL SCAN

Client Sample ID: VMP-23-25-071012

Lab ID#: 1207284A-07A

m,p-Xylene	1.2	~~0.48 J~~ 4	5.3	~~2.1 J~~ 4
o-Xylene	1.2	0.32 J	5.3	1.4 J
Styrene	1.2	~~0.13 J~~ 4	5.2	~~0.55 J~~ 4
Cumene	1.2	~~0.22 J~~ 4	6.0	~~1.1 J~~ 4
Propylbenzene	1.2	~~0.18 J~~ 4	6.0	~~0.88 J~~ 4
4-Ethyltoluene	1.2	~~0.37 J~~ 4	6.0	~~1.8 J~~ 4
Isopentane	4.9	2.6 J	14	7.8 J

* Sample unusable due to helium results in the sample (39%) that were greater than 10% of the helium in the shroud (5.8%)

Client Sample ID: VMP-23-40-071012

Lab ID#: 1207284A-08A

Compound	Rpt. Limit (ppbv)	Amount (ppbv)	Rpt. Limit (ug/m3)	Amount (ug/m3)
Freon 12	1.0	0.30 J	5.1	1.5 J
Bromomethane	10	1.0 J	40	3.9 J
Acetone	10	75	24	180
Methylene Chloride	10	0.41 J	36	1.4 J
Hexane	1.0	0.64 J	3.6	2.3 J
2-Butanone (Methyl Ethyl Ketone)	4.1	5.6	12	16
Cyclohexane	1.0	0.72 J	3.5	2.5 J
Benzene	1.0	2.5	3.3	8.1
4-Methyl-2-pentanone	1.0	0.54 J	4.2	2.2 J
Toluene	1.0	1.5	3.9	5.8
2-Hexanone	4.1	0.33 J	17	1.4 J
Chlorobenzene	1.0	0.23 J	4.7	1.0 J
m,p-Xylene	1.0	0.38 J	4.5	1.6 J
o-Xylene	1.0	0.21 J	4.5	0.92 J
Styrene	1.0	0.11 J	4.4	0.48 J
Cumene	1.0	0.21 J	5.1	1.0 J
Propylbenzene	1.0	0.12 J	5.1	0.58 J
4-Ethyltoluene	1.0	0.18 J	5.1	0.87 J
1,2,4-Trimethylbenzene	1.0	0.42 J	5.1	2.1 J
Butane	4.1	2.7 J	9.8	6.5 J
Isopentane	4.1	7.8	12	23

eurofins

Air Toxics

Summary of Detected Compounds
EPA METHOD TO-15 GC/MS FULL SCAN

Client Sample ID: VMP-24-5-071212

Lab ID#: 1207284A-09A

Compound	Rpt. Limit (ppbv)	Amount (ppbv)	Rpt. Limit (ug/m3)	Amount (ug/m3)
Freon 12	0.92	0.42 J	4.5	2.1 J
Chloromethane	9.2	0.80 J	19	1.6 J
Freon 11	0.92	0.23 J	5.1	1.3 J
Acetone	9.2	22	22	52
Methylene Chloride	9.2	0.52 J	32	1.8 J
Hexane	0.92	0.78 J	3.2	2.8 J
2-Butanone (Methyl Ethyl Ketone)	3.7	4.0	11	12
Tetrahydrofuran	0.92	1.9	2.7	5.7
Cyclohexane	0.92	0.54 J	3.1	1.9 J
2,2,4-Trimethylpentane	0.92	2.5	4.3	12
Benzene	0.92	13	2.9	43
Heptane	0.92	0.55 J	3.7	2.2 J
4-Methyl-2-pentanone	0.92	18	3.7	74
Toluene	0.92	14	3.4	53
Ethyl Benzene	0.92	0.51 J	4.0	2.2 J
m,p-Xylene	0.92	1.8	4.0	7.8
o-Xylene	0.92	0.68 J	4.0	2.9 J
Styrene	0.92	~~0.30 J~~ 4	3.9	~~1.3 J~~ 4
Cumene	0.92	3.9	4.5	19
Propylbenzene	0.92	0.40 J	4.5	2.0 J
4-Ethyltoluene	0.92	0.85 J	4.5	4.2 J
1,3,5-Trimethylbenzene	0.92	0.45 J	4.5	2.2 J
1,2,4-Trimethylbenzene	0.92	1.8	4.5	8.7
Isopentane	3.7	3.1 J	11	9.2 J

Client Sample ID: VMP-24-10-071212

Lab ID#: 1207284A-10A

Compound	Rpt. Limit (ppbv)	Amount (ppbv)	Rpt. Limit (ug/m3)	Amount (ug/m3)
Freon 12	1.1	0.47 J	5.2	2.3 J
Chloromethane	11	4.7 J	22	9.7 J
Freon 11	1.1	0.24 J	6.0	1.4 J
Ethanol	4.2	22	8.0	42

eurofins

Air Toxics

Summary of Detected Compounds
EPA METHOD TO-15 GC/MS FULL SCAN

Client Sample ID: VMP-24-10-071212

Lab ID#: 1207284A-10A

Acetone	11	37	25	88
2-Propanol	4.2	18	10	45
2-Butanone (Methyl Ethyl Ketone)	4.2	6.9	12	20
Tetrahydrofuran	1.1	0.64 J	3.1	1.9 J
Benzene	1.1	2.4	3.4	7.8
4-Methyl-2-pentanone	1.1	38	4.3	160
Toluene	1.1	13	4.0	49
2-Hexanone	4.2	~~0.44 J~~ 4	17	~~1.8 J~~ 4
Ethyl Benzene	1.1	0.69 J	4.6	3.0 J
m,p-Xylene	1.1	1.7	4.6	7.3
o-Xylene	1.1	0.49 J	4.6	2.1 J
Styrene	1.1	~~0.27 J~~ 4	4.5	~~1.2 J~~ 4
Cumene	1.1	7.8	5.2	38
Propylbenzene	1.1	~~0.18 J~~ 4	5.2	~~0.90 J~~ 4
4-Ethyltoluene	1.1	~~0.26 J~~ 4	5.2	~~1.3 J~~ 4
1,2,4-Trimethylbenzene	1.1	0.54 J	5.2	2.7 J
Isopentane	4.2	1.7 J	12	5.1 J

Client Sample ID: VMP-24-22-071212

Lab ID#: 1207284A-11A

Compound	Rpt. Limit (ppbv)	Amount (ppbv)	Rpt. Limit (ug/m3)	Amount (ug/m3)
Chloromethane	11	1.2 J	22	2.6 J
Ethanol	4.3	17	8.2	33
Acetone	11	31	26	73
2-Propanol	4.3	12	11	30
Hexane	1.1	0.55 J	3.8	1.9 J
2-Butanone (Methyl Ethyl Ketone)	4.3	4.7	13	14
Tetrahydrofuran	1.1	0.40 J	3.2	1.2 J
Cyclohexane	1.1	0.29 J	3.7	1.0 J
Benzene	1.1	10	3.5	33
Heptane	1.1	0.40 J	4.4	1.6 J
1,4-Dioxane	4.3	4.2 J	16	15 J
4-Methyl-2-pentanone	1.1	25	4.4	100
Toluene	1.1	9.1	4.1	34

eurofins | Air Toxics

Summary of Detected Compounds
EPA METHOD TO-15 GC/MS FULL SCAN

Client Sample ID: VMP-24-22-071212

Lab ID#: 1207284A-11A

2-Hexanone	4.3	~~0.36 J~~	18	~~1.5 J~~
Ethyl Benzene	1.1	0.44 J	4.7	1.9 J
m,p-Xylene	1.1	1.2	4.7	5.4
o-Xylene	1.1	0.40 J	4.7	1.7 J
Styrene	1.1	~~0.24 J~~	4.6	~~1.0 J~~
Cumene	1.1	4.8	5.3	23
4-Ethyltoluene	1.1	~~0.21 J~~	5.3	~~1.0 J~~
1,2,4-Trimethylbenzene	1.1	0.73 J	5.3	3.6 J
Isopentane	4.3	1.8 J	13	5.2 J

Client Sample ID: VMP-24-34-071212

Lab ID#: 1207284A-12A

Compound	Rpt. Limit (ppbv)	Amount (ppbv)	Rpt. Limit (ug/m3)	Amount (ug/m3)
Freon 12	0.90	0.37 J	4.4	1.8 J
Freon 11	0.90	0.24 J	5.0	1.4 J
Ethanol	3.6	32	6.7	60
Acetone	9.0	31	21	74
2-Propanol	3.6	21	8.8	53
Hexane	0.90	0.81 J	3.2	2.8 J
2-Butanone (Methyl Ethyl Ketone)	3.6	7.3	10	21
Tetrahydrofuran	0.90	0.43 J	2.6	1.3 J
Cyclohexane	0.90	0.64 J	3.1	2.2 J
Benzene	0.90	32	2.8	100
Heptane	0.90	0.56 J	3.7	2.3 J
4-Methyl-2-pentanone	0.90	29	3.7	120
Toluene	0.90	10	3.4	38
2-Hexanone	3.6	0.54 J	15	2.2 J
Ethyl Benzene	0.90	0.63 J	3.9	2.7 J
m,p-Xylene	0.90	1.5	3.9	6.7
o-Xylene	0.90	0.48 J	3.9	2.1 J
Styrene	0.90	~~0.28 J~~	3.8	~~1.2 J~~
Cumene	0.90	4.8	4.4	24
Propylbenzene	0.90	~~0.13 J~~	4.4	~~0.65 J~~
4-Ethyltoluene	0.90	~~0.20 J~~	4.4	~~1.0 J~~

eurofins

Air Toxics

Summary of Detected Compounds
EPA METHOD TO-15 GC/MS FULL SCAN

Client Sample ID: VMP-24-34-071212

Lab ID#: 1207284A-12A

1,3,5-Trimethylbenzene	0.90	0.18 J	4.4	0.88 J
1,2,4-Trimethylbenzene	0.90	1.1	4.4	5.3
Butane	3.6	1.4 J	8.5	3.3 J
Isopentane	3.6	2.4 J	10	7.0 J

eurofins

Air Toxics

Client Sample ID: VMP-22-10-070912

Lab ID#: 1207284A-01A

EPA METHOD TO-15 GC/MS FULL SCAN

File Name:	2071916	Date of Collection:	7/9/12 10:53:00 AM
Dil. Factor:	2.17	Date of Analysis:	7/19/12 08:44 PM

Compound	Rpt. Limit (ppbv)	Amount (ppbv)	Rpt. Limit (ug/m3)	Amount (ug/m3)
Freon 12	1.1	0.42 J	5.4	2.1 J
Freon 114	1.1	Not Detected	7.6	Not Detected
Chloromethane	11	Not Detected	22	Not Detected
Vinyl Chloride	1.1	Not Detected	2.8	Not Detected
1,3-Butadiene	1.1	Not Detected	2.4	Not Detected
Bromomethane	11	Not Detected	42	Not Detected
Chloroethane	4.3	Not Detected	11	Not Detected
Freon 11	1.1	0.26 J	6.1	1.4 J
Ethanol	4.3	3.3 J	8.2	6.2 J
Freon 113	1.1	Not Detected	8.3	Not Detected
1,1-Dichloroethene	1.1	Not Detected	4.3	Not Detected
Acetone	11	7.2 J	26	17 J
2-Propanol	4.3	2.2 J	11	5.4 J
Carbon Disulfide	4.3	Not Detected	14	Not Detected
3-Chloropropene	4.3	Not Detected	14	Not Detected
Methylene Chloride	11	Not Detected	38	Not Detected
Methyl tert-butyl ether	1.1	Not Detected	3.9	Not Detected
trans-1,2-Dichloroethene	1.1	Not Detected	4.3	Not Detected
Hexane	1.1	Not Detected	3.8	Not Detected
1,1-Dichloroethane	1.1	Not Detected	4.4	Not Detected
2-Butanone (Methyl Ethyl Ketone)	4.3	Not Detected	13	Not Detected
cis-1,2-Dichloroethene	1.1	Not Detected	4.3	Not Detected
Tetrahydrofuran	1.1	Not Detected	3.2	Not Detected
Chloroform	1.1	0.22 J	5.3	1.1 J
1,1,1-Trichloroethane	1.1	Not Detected	5.9	Not Detected
Cyclohexane	1.1	Not Detected	3.7	Not Detected
Carbon Tetrachloride	1.1	Not Detected	6.8	Not Detected
2,2,4-Trimethylpentane	1.1	Not Detected	5.1	Not Detected
Benzene	1.1	Not Detected	3.5	Not Detected
1,2-Dichloroethane	1.1	Not Detected	4.4	Not Detected
Heptane	1.1	Not Detected	4.4	Not Detected
Trichloroethene	1.1	Not Detected	5.8	Not Detected
1,2-Dichloropropane	1.1	Not Detected	5.0	Not Detected
1,4-Dioxane	4.3	Not Detected	16	Not Detected
Bromodichloromethane	1.1	Not Detected	7.3	Not Detected
cis-1,3-Dichloropropene	1.1	Not Detected	4.9	Not Detected
4-Methyl-2-pentanone	1.1	Not Detected	4.4	Not Detected
Toluene	1.1	~~0.56 J~~ U	4.1	~~2.1 J~~ U
trans-1,3-Dichloropropene	1.1	Not Detected	4.9	Not Detected
1,1,2-Trichloroethane	1.1	Not Detected	5.9	Not Detected
Tetrachloroethene	1.1	Not Detected	7.4	Not Detected
2-Hexanone	4.3	Not Detected	18	Not Detected

eurofins

Air Toxics

Client Sample ID: VMP-22-10-070912

Lab ID#: 1207284A-01A

EPA METHOD TO-15 GC/MS FULL SCAN

File Name:	2071916	Date of Collection:	7/9/12 10:53:00 AM
Dil. Factor:	2.17	Date of Analysis:	7/19/12 08:44 PM

Compound	Rpt. Limit (ppbv)	Amount (ppbv)	Rpt. Limit (ug/m3)	Amount (ug/m3)
Dibromochloromethane	1.1	Not Detected	9.2	Not Detected
1,2-Dibromoethane (EDB)	1.1	Not Detected	8.3	Not Detected
Chlorobenzene	1.1	Not Detected	5.0	Not Detected
Ethyl Benzene	1.1	Not Detected	4.7	Not Detected
m,p-Xylene	1.1	Not Detected	4.7	Not Detected
o-Xylene	1.1	Not Detected	4.7	Not Detected
Styrene	1.1	Not Detected	4.6	Not Detected
Bromoform	1.1	Not Detected	11	Not Detected
Cumene	1.1	Not Detected	5.3	Not Detected
1,1,2,2-Tetrachloroethane	1.1	Not Detected	7.4	Not Detected
Propylbenzene	1.1	Not Detected	5.3	Not Detected
4-Ethyltoluene	1.1	Not Detected	5.3	Not Detected
1,3,5-Trimethylbenzene	1.1	Not Detected	5.3	Not Detected
1,2,4-Trimethylbenzene	1.1	Not Detected	5.3	Not Detected
1,3-Dichlorobenzene	1.1	Not Detected	6.5	Not Detected
1,4-Dichlorobenzene	1.1	Not Detected	6.5	Not Detected
alpha-Chlorotoluene	1.1	Not Detected UJ	5.6	Not Detected UJ
1,2-Dichlorobenzene	1.1	Not Detected	6.5	Not Detected
1,2,4-Trichlorobenzene	4.3	Not Detected	32	Not Detected
Hexachlorobutadiene	4.3	Not Detected	46	Not Detected
Butane	4.3	Not Detected	10	Not Detected
Isopentane	4.3	Not Detected	13	Not Detected

J = Estimated value.

Container Type: 1 Liter Summa Canister

Surrogates	%Recovery	Method Limits
Toluene-d8	105	70-130
1,2-Dichloroethane-d4	104	70-130
4-Bromofluorobenzene	94	70-130

eurofins | Air Toxics

Client Sample ID: VMP-22-10-070912-Dup

Lab ID#: 1207284A-02A

EPA METHOD TO-15 GC/MS FULL SCAN

File Name:	2071917	**Date of Collection:**	7/9/12 10:53:00 AM
Dil. Factor:	2.12	**Date of Analysis:**	7/19/12 09:19 PM

Compound	Rpt. Limit (ppbv)	Amount (ppbv)	Rpt. Limit (ug/m3)	Amount (ug/m3)
Freon 12	1.1	0.34 J	5.2	1.7 J
Freon 114	1.1	Not Detected	7.4	Not Detected
Chloromethane	11	Not Detected	22	Not Detected
Vinyl Chloride	1.1	Not Detected	2.7	Not Detected
1,3-Butadiene	1.1	Not Detected	2.3	Not Detected
Bromomethane	11	Not Detected	41	Not Detected
Chloroethane	4.2	Not Detected	11	Not Detected
Freon 11	1.1	Not Detected	6.0	Not Detected
Ethanol	4.2	3.8 J	8.0	7.2 J
Freon 113	1.1	Not Detected	8.1	Not Detected
1,1-Dichloroethene	1.1	Not Detected	4.2	Not Detected
Acetone	11	8.7 J	25	21 J
2-Propanol	4.2	2.7 J	10	6.6 J
Carbon Disulfide	4.2	Not Detected	13	Not Detected
3-Chloropropene	4.2	Not Detected	13	Not Detected
Methylene Chloride	11	Not Detected	37	Not Detected
Methyl tert-butyl ether	1.1	Not Detected	3.8	Not Detected
trans-1,2-Dichloroethene	1.1	Not Detected	4.2	Not Detected
Hexane	1.1	0.42 J	3.7	1.5 J
1,1-Dichloroethane	1.1	Not Detected	4.3	Not Detected
2-Butanone (Methyl Ethyl Ketone)	4.2	Not Detected	12	Not Detected
cis-1,2-Dichloroethene	1.1	Not Detected	4.2	Not Detected
Tetrahydrofuran	1.1	Not Detected	3.1	Not Detected
Chloroform	1.1	0.22 J	5.2	1.1 J
1,1,1-Trichloroethane	1.1	Not Detected	5.8	Not Detected
Cyclohexane	1.1	Not Detected	3.6	Not Detected
Carbon Tetrachloride	1.1	Not Detected	6.7	Not Detected
2,2,4-Trimethylpentane	1.1	Not Detected	5.0	Not Detected
Benzene	1.1	Not Detected	3.4	Not Detected
1,2-Dichloroethane	1.1	Not Detected	4.3	Not Detected
Heptane	1.1	0.70 J	4.3	2.8 J
Trichloroethene	1.1	Not Detected	5.7	Not Detected
1,2-Dichloropropane	1.1	Not Detected	4.9	Not Detected
1,4-Dioxane	4.2	Not Detected	15	Not Detected
Bromodichloromethane	1.1	Not Detected	7.1	Not Detected
cis-1,3-Dichloropropene	1.1	Not Detected	4.8	Not Detected
4-Methyl-2-pentanone	1.1	Not Detected	4.3	Not Detected
Toluene	1.1	0.60 J	4.0	2.2 J
trans-1,3-Dichloropropene	1.1	Not Detected	4.8	Not Detected
1,1,2-Trichloroethane	1.1	Not Detected	5.8	Not Detected
Tetrachloroethene	1.1	Not Detected	7.2	Not Detected
2-Hexanone	4.2	Not Detected	17	Not Detected

eurofins

Air Toxics

Client Sample ID: VMP-22-10-070912-Dup

Lab ID#: 1207284A-02A

EPA METHOD TO-15 GC/MS FULL SCAN

File Name:	**2071917**	**Date of Collection: 7/9/12 10:53:00 AM**	
Dil. Factor:	**2.12**	**Date of Analysis: 7/19/12 09:19 PM**	

Compound	Rpt. Limit (ppbv)	Amount (ppbv)	Rpt. Limit (ug/m3)	Amount (ug/m3)
Dibromochloromethane	1.1	Not Detected	9.0	Not Detected
1,2-Dibromoethane (EDB)	1.1	Not Detected	8.1	Not Detected
Chlorobenzene	1.1	Not Detected	4.9	Not Detected
Ethyl Benzene	1.1	Not Detected	4.6	Not Detected
m,p-Xylene	1.1	~~0.21 J~~ U	4.6	~~0.93 J~~ U
o-Xylene	1.1	Not Detected	4.6	Not Detected
Styrene	1.1	Not Detected	4.5	Not Detected
Bromoform	1.1	Not Detected	11	Not Detected
Cumene	1.1	Not Detected	5.2	Not Detected
1,1,2,2-Tetrachloroethane	1.1	Not Detected	7.3	Not Detected
Propylbenzene	1.1	Not Detected	5.2	Not Detected
4-Ethyltoluene	1.1	Not Detected	5.2	Not Detected
1,3,5-Trimethylbenzene	1.1	Not Detected	5.2	Not Detected
1,2,4-Trimethylbenzene	1.1	Not Detected	5.2	Not Detected
1,3-Dichlorobenzene	1.1	Not Detected	6.4	Not Detected
1,4-Dichlorobenzene	1.1	Not Detected	6.4	Not Detected
alpha-Chlorotoluene	1.1	Not Detected UJ	5.5	Not Detected UJ
1,2-Dichlorobenzene	1.1	Not Detected	6.4	Not Detected
1,2,4-Trichlorobenzene	4.2	Not Detected	31	Not Detected
Hexachlorobutadiene	4.2	Not Detected	45	Not Detected
Butane	4.2	Not Detected	10	Not Detected
Isopentane	4.2	0.33 J	12	0.98 J

J = Estimated value.

Container Type: 1 Liter Summa Canister

Surrogates	%Recovery	Method Limits
Toluene-d8	107	70-130
1,2-Dichloroethane-d4	103	70-130
4-Bromofluorobenzene	97	70-130

eurofins | Air Toxics

Client Sample ID: VMP-22-18-070912

Lab ID#: 1207284A-03A

EPA METHOD TO-15 GC/MS FULL SCAN

File Name:	**2071918**	**Date of Collection:**	**7/9/12 11:48:00 AM**
Dil. Factor:	**2.12**	**Date of Analysis:**	**7/19/12 10:03 PM**

Compound	Rpt. Limit (ppbv)	Amount (ppbv)	Rpt. Limit (ug/m3)	Amount (ug/m3)
Freon 12	1.1	0.40 J	5.2	2.0 J
Freon 114	1.1	Not Detected	7.4	Not Detected
Chloromethane	11	Not Detected	22	Not Detected
Vinyl Chloride	1.1	Not Detected	2.7	Not Detected
1,3-Butadiene	1.1	Not Detected	2.3	Not Detected
Bromomethane	11	Not Detected	41	Not Detected
Chloroethane	4.2	Not Detected	11	Not Detected
Freon 11	1.1	Not Detected	6.0	Not Detected
Ethanol	4.2	1.9 J	8.0	3.6 J
Freon 113	1.1	Not Detected	8.1	Not Detected
1,1-Dichloroethene	1.1	Not Detected	4.2	Not Detected
Acetone	11	15	25	36
2-Propanol	4.2	3.0 J	10	7.4 J
Carbon Disulfide	4.2	Not Detected	13	Not Detected
3-Chloropropene	4.2	Not Detected	13	Not Detected
Methylene Chloride	11	Not Detected	37	Not Detected
Methyl tert-butyl ether	1.1	Not Detected	3.8	Not Detected
trans-1,2-Dichloroethene	1.1	Not Detected	4.2	Not Detected
Hexane	1.1	Not Detected	3.7	Not Detected
1,1-Dichloroethane	1.1	Not Detected	4.3	Not Detected
2-Butanone (Methyl Ethyl Ketone)	4.2	Not Detected	12	Not Detected
cis-1,2-Dichloroethene	1.1	Not Detected	4.2	Not Detected
Tetrahydrofuran	1.1	Not Detected	3.1	Not Detected
Chloroform	1.1	10	5.2	49
1,1,1-Trichloroethane	1.1	Not Detected	5.8	Not Detected
Cyclohexane	1.1	Not Detected	3.6	Not Detected
Carbon Tetrachloride	1.1	Not Detected	6.7	Not Detected
2,2,4-Trimethylpentane	1.1	0.29 J	5.0	1.4 J
Benzene	1.1	9.1	3.4	29
1,2-Dichloroethane	1.1	Not Detected	4.3	Not Detected
Heptane	1.1	Not Detected	4.3	Not Detected
Trichloroethene	1.1	Not Detected	5.7	Not Detected
1,2-Dichloropropane	1.1	Not Detected	4.9	Not Detected
1,4-Dioxane	4.2	Not Detected	15	Not Detected
Bromodichloromethane	1.1	Not Detected	7.1	Not Detected
cis-1,3-Dichloropropene	1.1	Not Detected	4.8	Not Detected
4-Methyl-2-pentanone	1.1	Not Detected	4.3	Not Detected
Toluene	1.1	0.77 J	4.0	2.9 J
trans-1,3-Dichloropropene	1.1	Not Detected	4.8	Not Detected
1,1,2-Trichloroethane	1.1	Not Detected	5.8	Not Detected
Tetrachloroethene	1.1	Not Detected	7.2	Not Detected
2-Hexanone	4.2	Not Detected	17	Not Detected

eurofins

Air Toxics

Client Sample ID: VMP-22-18-070912

Lab ID#: 1207284A-03A

EPA METHOD TO-15 GC/MS FULL SCAN

File Name:	**2071918**	**Date of Collection: 7/9/12 11:48:00 AM**	
Dil. Factor:	**2.12**	**Date of Analysis: 7/19/12 10:03 PM**	

Compound	Rpt. Limit (ppbv)	Amount (ppbv)	Rpt. Limit (ug/m3)	Amount (ug/m3)
Dibromochloromethane	1.1	Not Detected	9.0	Not Detected
1,2-Dibromoethane (EDB)	1.1	Not Detected	8.1	Not Detected
Chlorobenzene	1.1	Not Detected	4.9	Not Detected
Ethyl Benzene	1.1	Not Detected	4.6	Not Detected
m,p-Xylene	1.1	~~0.29 J~~	4.6	~~1.2 J~~
o-Xylene	1.1	Not Detected	4.6	Not Detected
Styrene	1.1	Not Detected	4.5	Not Detected
Bromoform	1.1	Not Detected	11	Not Detected
Cumene	1.1	Not Detected	5.2	Not Detected
1,1,2,2-Tetrachloroethane	1.1	Not Detected	7.3	Not Detected
Propylbenzene	1.1	Not Detected	5.2	Not Detected
4-Ethyltoluene	1.1	Not Detected	5.2	Not Detected
1,3,5-Trimethylbenzene	1.1	Not Detected	5.2	Not Detected
1,2,4-Trimethylbenzene	1.1	Not Detected	5.2	Not Detected
1,3-Dichlorobenzene	1.1	Not Detected	6.4	Not Detected
1,4-Dichlorobenzene	1.1	Not Detected	6.4	Not Detected
alpha-Chlorotoluene	1.1	Not Detected UJ	5.5	Not Detected UJ
1,2-Dichlorobenzene	1.1	Not Detected	6.4	Not Detected
1,2,4-Trichlorobenzene	4.2	Not Detected	31	Not Detected
Hexachlorobutadiene	4.2	Not Detected	45	Not Detected
Butane	4.2	Not Detected	10	Not Detected
Isopentane	4.2	0.67 J	12	2.0 J

J = Estimated value.

Container Type: 1 Liter Summa Canister

Surrogates	%Recovery	Method Limits
Toluene-d8	104	70-130
1,2-Dichloroethane-d4	103	70-130
4-Bromofluorobenzene	94	70-130

Client Sample ID: VMP-22-38-070912

Lab ID#: 1207284A-04A

EPA METHOD TO-15 GC/MS FULL SCAN

File Name:	2071919	Date of Collection:	7/9/12 12:43:00 PM
Dil. Factor:	2.06	Date of Analysis:	7/19/12 10:44 PM

Compound	Rpt. Limit (ppbv)	Amount (ppbv)	Rpt. Limit (ug/m3)	Amount (ug/m3)
Freon 12	1.0	Not Detected	5.1	Not Detected
Freon 114	1.0	Not Detected	7.2	Not Detected
Chloromethane	10	Not Detected	21	Not Detected
Vinyl Chloride	1.0	Not Detected	2.6	Not Detected
1,3-Butadiene	1.0	Not Detected	2.3	Not Detected
Bromomethane	10	Not Detected	40	Not Detected
Chloroethane	4.1	Not Detected	11	Not Detected
Freon 11	1.0	Not Detected	5.8	Not Detected
Ethanol	4.1	3.2 J	7.8	6.0 J
Freon 113	1.0	Not Detected	7.9	Not Detected
1,1-Dichloroethene	1.0	Not Detected	4.1	Not Detected
Acetone	10	21	24	50
2-Propanol	4.1	4.4	10	11
Carbon Disulfide	4.1	Not Detected	13	Not Detected
3-Chloropropene	4.1	Not Detected	13	Not Detected
Methylene Chloride	10	0.34 J	36	1.2 J
Methyl tert-butyl ether	1.0	Not Detected	3.7	Not Detected
trans-1,2-Dichloroethene	1.0	Not Detected	4.1	Not Detected
Hexane	1.0	0.32 J	3.6	1.1 J
1,1-Dichloroethane	1.0	Not Detected	4.2	Not Detected
2-Butanone (Methyl Ethyl Ketone)	4.1	1.9 J	12	5.5 J
cis-1,2-Dichloroethene	1.0	Not Detected	4.1	Not Detected
Tetrahydrofuran	1.0	Not Detected	3.0	Not Detected
Chloroform	1.0	63	5.0	310
1,1,1-Trichloroethane	1.0	Not Detected	5.6	Not Detected
Cyclohexane	1.0	0.22 J	3.5	0.78 J
Carbon Tetrachloride	1.0	Not Detected	6.5	Not Detected
2,2,4-Trimethylpentane	1.0	0.75 J	4.8	3.5 J
Benzene	1.0	23	3.3	74
1,2-Dichloroethane	1.0	Not Detected	4.2	Not Detected
Heptane	1.0	0.31 J	4.2	1.3 J
Trichloroethene	1.0	Not Detected	5.5	Not Detected
1,2-Dichloropropane	1.0	Not Detected	4.8	Not Detected
1,4-Dioxane	4.1	Not Detected	15	Not Detected
Bromodichloromethane	1.0	0.59 J	6.9	3.9 J
cis-1,3-Dichloropropene	1.0	Not Detected	4.7	Not Detected
4-Methyl-2-pentanone	1.0	Not Detected	4.2	Not Detected
Toluene	1.0	0.75 J	3.9	2.8 J
trans-1,3-Dichloropropene	1.0	Not Detected	4.7	Not Detected
1,1,2-Trichloroethane	1.0	Not Detected	5.6	Not Detected
Tetrachloroethene	1.0	Not Detected	7.0	Not Detected
2-Hexanone	4.1	Not Detected	17	Not Detected

eurofins

Air Toxics

Client Sample ID: VMP-22-38-070912

Lab ID#: 1207284A-04A

EPA METHOD TO-15 GC/MS FULL SCAN

File Name:	2071919	Date of Collection:	7/9/12 12:43:00 PM
Dil. Factor:	2.06	Date of Analysis:	7/19/12 10:44 PM

Compound	Rpt. Limit (ppbv)	Amount (ppbv)	Rpt. Limit (ug/m3)	Amount (ug/m3)
Dibromochloromethane	1.0	Not Detected	8.8	Not Detected
1,2-Dibromoethane (EDB)	1.0	Not Detected	7.9	Not Detected
Chlorobenzene	1.0	Not Detected	4.7	Not Detected
Ethyl Benzene	1.0	Not Detected	4.5	Not Detected
m,p-Xylene	1.0	~~0.36 J~~	4.5	~~1.5 J~~
o-Xylene	1.0	Not Detected	4.5	Not Detected
Styrene	1.0	Not Detected	4.4	Not Detected
Bromoform	1.0	Not Detected	11	Not Detected
Cumene	1.0	Not Detected	5.1	Not Detected
1,1,2,2-Tetrachloroethane	1.0	Not Detected	7.1	Not Detected
Propylbenzene	1.0	Not Detected	5.1	Not Detected
4-Ethyltoluene	1.0	Not Detected	5.1	Not Detected
1,3,5-Trimethylbenzene	1.0	Not Detected	5.1	Not Detected
1,2,4-Trimethylbenzene	1.0	Not Detected	5.1	Not Detected
1,3-Dichlorobenzene	1.0	Not Detected	6.2	Not Detected
1,4-Dichlorobenzene	1.0	Not Detected	6.2	Not Detected
alpha-Chlorotoluene	1.0	Not Detected UJ	5.3	Not Detected UJ
1,2-Dichlorobenzene	1.0	Not Detected	6.2	Not Detected
1,2,4-Trichlorobenzene	4.1	Not Detected	30	Not Detected
Hexachlorobutadiene	4.1	Not Detected	44	Not Detected
Butane	4.1	Not Detected	9.8	Not Detected
Isopentane	4.1	2.4 J	12	7.0 J

J = Estimated value.

Container Type: 1 Liter Summa Canister

Surrogates	%Recovery	Method Limits
Toluene-d8	104	70-130
1,2-Dichloroethane-d4	98	70-130
4-Bromofluorobenzene	94	70-130

eurofins

Air Toxics

Client Sample ID: VMP-23-5-070912

Lab ID#: 1207284A-05A

EPA METHOD TO-15 GC/MS FULL SCAN

File Name:	2072007	Date of Collection:	7/9/12 3:25:00 PM
Dil. Factor:	1.71	Date of Analysis:	7/20/12 02:00 PM

Compound	Rpt. Limit (ppbv)	Amount (ppbv)	Rpt. Limit (ug/m3)	Amount (ug/m3)
Freon 12	0.86	0.42 J	4.2	2.1 J
Freon 114	0.86	Not Detected	6.0	Not Detected
Chloromethane	8.6	2.1 J	18	4.4 J
Vinyl Chloride	0.86	Not Detected	2.2	Not Detected
1,3-Butadiene	0.86	Not Detected	1.9	Not Detected
Bromomethane	8.6	0.43 J	33	1.7 J
Chloroethane	3.4	Not Detected	9.0	Not Detected
Freon 11	0.86	0.22 J	4.8	1.2 J
Ethanol	3.4	Not Detected	6.4	Not Detected
Freon 113	0.86	Not Detected	6.6	Not Detected
1,1-Dichloroethene	0.86	Not Detected	3.4	Not Detected
Acetone	8.6	44	20	100
2-Propanol	3.4	Not Detected	8.4	Not Detected
Carbon Disulfide	3.4	1.4 J	11	4.2 J
3-Chloropropene	3.4	Not Detected	11	Not Detected
Methylene Chloride	8.6	1.4 J	30	4.8 J
Methyl tert-butyl ether	0.86	Not Detected	3.1	Not Detected
trans-1,2-Dichloroethene	0.86	Not Detected	3.4	Not Detected
Hexane	0.86	1.4	3.0	4.8
1,1-Dichloroethane	0.86	Not Detected	3.5	Not Detected
2-Butanone (Methyl Ethyl Ketone)	3.4	3.5	10	10
cis-1,2-Dichloroethene	0.86	Not Detected	3.4	Not Detected
Tetrahydrofuran	0.86	4.3	2.5	13
Chloroform	0.86	Not Detected	4.2	Not Detected
1,1,1-Trichloroethane	0.86	Not Detected	4.7	Not Detected
Cyclohexane	0.86	0.63 J	2.9	2.2 J
Carbon Tetrachloride	0.86	Not Detected	5.4	Not Detected
2,2,4-Trimethylpentane	0.86	0.59 J	4.0	2.8 J
Benzene	0.86	0.74 J	2.7	2.4 J
1,2-Dichloroethane	0.86	Not Detected	3.5	Not Detected
Heptane	0.86	0.56 J	3.5	2.3 J
Trichloroethene	0.86	Not Detected	4.6	Not Detected
1,2-Dichloropropane	0.86	Not Detected	4.0	Not Detected
1,4-Dioxane	3.4	Not Detected	12	Not Detected
Bromodichloromethane	0.86	Not Detected	5.7	Not Detected
cis-1,3-Dichloropropene	0.86	Not Detected	3.9	Not Detected
4-Methyl-2-pentanone	0.86	~~0.37 J~~	3.5	~~1.5 J~~
Toluene	0.86	3.0	3.2	11
trans-1,3-Dichloropropene	0.86	Not Detected	3.9	Not Detected
1,1,2-Trichloroethane	0.86	Not Detected	4.7	Not Detected
Tetrachloroethene	0.86	Not Detected	5.8	Not Detected
2-Hexanone	3.4	Not Detected	14	Not Detected

eurofins | Air Toxics

Client Sample ID: VMP-23-5-070912

Lab ID#: 1207284A-05A

EPA METHOD TO-15 GC/MS FULL SCAN

File Name:	2072007	**Date of Collection:**	7/9/12 3:25:00 PM
Dil. Factor:	1.71	**Date of Analysis:**	7/20/12 02:00 PM

Compound	Rpt. Limit (ppbv)	Amount (ppbv)	Rpt. Limit (ug/m3)	Amount (ug/m3)
Dibromochloromethane	0.86	Not Detected	7.3	Not Detected
1,2-Dibromoethane (EDB)	0.86	Not Detected	6.6	Not Detected
Chlorobenzene	0.86	~~0.44 J~~ J	3.9	~~2.0 J~~ J
Ethyl Benzene	0.86	Not Detected	3.7	Not Detected
m,p-Xylene	0.86	~~0.32 J~~ J	3.7	~~1.4 J~~ J
o-Xylene	0.86	0.20 J	3.7	0.85 J
Styrene	0.86	~~0.13 J~~ J	3.6	~~0.57 J~~ J
Bromoform	0.86	Not Detected	8.8	Not Detected
Cumene	0.86	Not Detected	4.2	Not Detected
1,1,2,2-Tetrachloroethane	0.86	Not Detected	5.9	Not Detected
Propylbenzene	0.86	~~0.24 J~~ J	4.2	~~1.2 J~~ J
4-Ethyltoluene	0.86	0.48 J	4.2	2.3 J
1,3,5-Trimethylbenzene	0.86	0.18 J	4.2	0.91 J
1,2,4-Trimethylbenzene	0.86	0.62 J	4.2	3.0 J
1,3-Dichlorobenzene	0.86	Not Detected	5.1	Not Detected
1,4-Dichlorobenzene	0.86	Not Detected	5.1	Not Detected
alpha-Chlorotoluene	0.86	Not Detected UJ	4.4	Not Detected UJ
1,2-Dichlorobenzene	0.86	Not Detected	5.1	Not Detected
1,2,4-Trichlorobenzene	3.4	Not Detected	25	Not Detected
Hexachlorobutadiene	3.4	Not Detected	36	Not Detected
Butane	3.4	1.6 J	8.1	3.9 J
Isopentane	3.4	7.7	10	23

J = Estimated value.

Container Type: 1 Liter Summa Canister

Surrogates	%Recovery	Method Limits
Toluene-d8	104	70-130
1,2-Dichloroethane-d4	105	70-130
4-Bromofluorobenzene	87	70-130

eurofins

Air Toxics

Client Sample ID: VMP-23-10-070912

Lab ID#: 1207284A-06A

EPA METHOD TO-15 GC/MS FULL SCAN

File Name:	2072008	**Date of Collection:**	7/9/12 4:25:00 PM
Dil. Factor:	1.55	**Date of Analysis:**	7/20/12 02:38 PM

Compound	Rpt. Limit (ppbv)	Amount (ppbv)	Rpt. Limit (ug/m3)	Amount (ug/m3)
Freon 12	0.78	0.45 J	3.8	2.2 J
Freon 114	0.78	Not Detected	5.4	Not Detected
Chloromethane	7.8	1.7 J	16	3.6 J
Vinyl Chloride	0.78	Not Detected	2.0	Not Detected
1,3-Butadiene	0.78	Not Detected	1.7	Not Detected
Bromomethane	7.8	Not Detected	30	Not Detected
Chloroethane	3.1	Not Detected	8.2	Not Detected
Freon 11	0.78	0.23 J	4.4	1.3 J
Ethanol	3.1	3.6	5.8	6.8
Freon 113	0.78	Not Detected	5.9	Not Detected
1,1-Dichloroethene	0.78	Not Detected	3.1	Not Detected
Acetone	7.8	27	18	65
2-Propanol	3.1	1.7 J	7.6	4.2 J
Carbon Disulfide	3.1	Not Detected	9.6	Not Detected
3-Chloropropene	3.1	Not Detected	9.7	Not Detected
Methylene Chloride	7.8	2.0 J	27	7.1 J
Methyl tert-butyl ether	0.78	Not Detected	2.8	Not Detected
trans-1,2-Dichloroethene	0.78	Not Detected	3.1	Not Detected
Hexane	0.78	Not Detected	2.7	Not Detected
1,1-Dichloroethane	0.78	Not Detected	3.1	Not Detected
2-Butanone (Methyl Ethyl Ketone)	3.1	2.1 J	9.1	6.1 J
cis-1,2-Dichloroethene	0.78	Not Detected	3.1	Not Detected
Tetrahydrofuran	0.78	1.6	2.3	4.7
Chloroform	0.78	0.24 J	3.8	1.2 J
1,1,1-Trichloroethane	0.78	Not Detected	4.2	Not Detected
Cyclohexane	0.78	0.20 J	2.7	0.69 J
Carbon Tetrachloride	0.78	Not Detected	4.9	Not Detected
2,2,4-Trimethylpentane	0.78	Not Detected	3.6	Not Detected
Benzene	0.78	0.46 J	2.5	1.4 J
1,2-Dichloroethane	0.78	Not Detected	3.1	Not Detected
Heptane	0.78	Not Detected	3.2	Not Detected
Trichloroethene	0.78	Not Detected	4.2	Not Detected
1,2-Dichloropropane	0.78	Not Detected	3.6	Not Detected
1,4-Dioxane	3.1	Not Detected	11	Not Detected
Bromodichloromethane	0.78	Not Detected	5.2	Not Detected
cis-1,3-Dichloropropene	0.78	Not Detected	3.5	Not Detected
4-Methyl-2-pentanone	0.78	Not Detected	3.2	Not Detected
Toluene	0.78	0.56 J	2.9	2.1 J
trans-1,3-Dichloropropene	0.78	Not Detected	3.5	Not Detected
1,1,2-Trichloroethane	0.78	Not Detected	4.2	Not Detected
Tetrachloroethene	0.78	Not Detected	5.2	Not Detected
2-Hexanone	3.1	Not Detected	13	Not Detected

eurofins | Air Toxics

Client Sample ID: VMP-23-10-070912

Lab ID#: 1207284A-06A

EPA METHOD TO-15 GC/MS FULL SCAN

File Name:	**2072008**	**Date of Collection:**	**7/9/12 4:25:00 PM**
Dil. Factor:	**1.55**	**Date of Analysis:**	**7/20/12 02:38 PM**

Compound	Rpt. Limit (ppbv)	Amount (ppbv)	Rpt. Limit (ug/m3)	Amount (ug/m3)
Dibromochloromethane	0.78	Not Detected	6.6	Not Detected
1,2-Dibromoethane (EDB)	0.78	Not Detected	6.0	Not Detected
Chlorobenzene	0.78	~~0.22 J~~ U	3.6	~~1.0 J~~ U
Ethyl Benzene	0.78	Not Detected	3.4	Not Detected
m,p-Xylene	0.78	~~0.21 J~~ U	3.4	~~0.90 J~~ U
o-Xylene	0.78	0.17 J	3.4	0.74 J
Styrene	0.78	~~0.072 J~~ U	3.3	~~0.30 J~~ U
Bromoform	0.78	Not Detected	8.0	Not Detected
Cumene	0.78	~~0.11 J~~ U	3.8	~~0.54 J~~ U
1,1,2,2-Tetrachloroethane	0.78	Not Detected	5.3	Not Detected
Propylbenzene	0.78	~~0.12 J~~ U	3.8	~~0.61 J~~ U
4-Ethyltoluene	0.78	~~0.27 J~~ U	3.8	~~1.3 J~~ U
1,3,5-Trimethylbenzene	0.78	0.16 J	3.8	0.78 J
1,2,4-Trimethylbenzene	0.78	0.38 J	3.8	1.9 J
1,3-Dichlorobenzene	0.78	Not Detected	4.6	Not Detected
1,4-Dichlorobenzene	0.78	Not Detected	4.6	Not Detected
alpha-Chlorotoluene	0.78	Not Detected UJ	4.0	Not Detected UJ
1,2-Dichlorobenzene	0.78	Not Detected	4.6	Not Detected
1,2,4-Trichlorobenzene	3.1	Not Detected	23	Not Detected
Hexachlorobutadiene	3.1	Not Detected	33	Not Detected
Butane	3.1	Not Detected	7.4	Not Detected
Isopentane	3.1	1.5 J	9.1	4.3 J

J = Estimated value.

Container Type: 1 Liter Summa Canister

Surrogates	%Recovery	Method Limits
Toluene-d8	103	70-130
1,2-Dichloroethane-d4	102	70-130
4-Bromofluorobenzene	89	70-130

eurofins

Air Toxics

Client Sample ID: VMP-23-25-071012

Lab ID#: 1207284A-07A

EPA METHOD TO-15 GC/MS FULL SCAN

File Name:	**2072009**	**Date of Collection:**	**7/10/12 1:40:00 PM**
Dil. Factor:	**2.44**	**Date of Analysis:**	**7/20/12 03:28 PM**

Compound	Rpt. Limit (ppbv)	Amount (ppbv)	Rpt. Limit (ug/m3)	Amount (ug/m3)
Freon 12	1.2	0.49 J	6.0	2.4 J
Freon 114	1.2	Not Detected	8.5	Not Detected
Chloromethane	12	7.4 J	25	15 J
Vinyl Chloride	1.2	Not Detected	3.1	Not Detected
1,3-Butadiene	1.2	Not Detected	2.7	Not Detected
Bromomethane	12	Not Detected	47	Not Detected
Chloroethane	4.9	Not Detected	13	Not Detected
Freon 11	1.2	0.39 J	6.8	2.2 J
Ethanol	4.9	Not Detected	9.2	Not Detected
Freon 113	1.2	Not Detected	9.4	Not Detected
1,1-Dichloroethene	1.2	Not Detected	4.8	Not Detected
Acetone	12	64	29	150
2-Propanol	4.9	0.84 J	12	2.0 J
Carbon Disulfide	4.9	Not Detected	15	Not Detected
3-Chloropropene	4.9	Not Detected	15	Not Detected
Methylene Chloride	12	0.49 J	42	1.7 J
Methyl tert-butyl ether	1.2	Not Detected	4.4	Not Detected
trans-1,2-Dichloroethene	1.2	Not Detected	4.8	Not Detected
Hexane	1.2	0.55 J	4.3	1.9 J
1,1-Dichloroethane	1.2	Not Detected	4.9	Not Detected
2-Butanone (Methyl Ethyl Ketone)	4.9	4.3 J	14	13 J
cis-1,2-Dichloroethene	1.2	Not Detected	4.8	Not Detected
Tetrahydrofuran	1.2	3.5	3.6	10
Chloroform	1.2	1.1 J	6.0	5.5 J
1,1,1-Trichloroethane	1.2	Not Detected	6.6	Not Detected
Cyclohexane	1.2	0.53 J	4.2	1.8 J
Carbon Tetrachloride	1.2	Not Detected	7.7	Not Detected
2,2,4-Trimethylpentane	1.2	0.44 J	5.7	2.0 J
Benzene	1.2	0.86 J	3.9	2.7 J
1,2-Dichloroethane	1.2	Not Detected	4.9	Not Detected
Heptane	1.2	Not Detected	5.0	Not Detected
Trichloroethene	1.2	Not Detected	6.6	Not Detected
1,2-Dichloropropane	1.2	Not Detected	5.6	Not Detected
1,4-Dioxane	4.9	Not Detected	18	Not Detected
Bromodichloromethane	1.2	Not Detected	8.2	Not Detected
cis-1,3-Dichloropropene	1.2	Not Detected	5.5	Not Detected
4-Methyl-2-pentanone	1.2	~~0.33 J~~	5.0	~~1.3 J~~
Toluene	1.2	1.5	4.6	5.8
trans-1,3-Dichloropropene	1.2	Not Detected	5.5	Not Detected
1,1,2-Trichloroethane	1.2	Not Detected	6.6	Not Detected
Tetrachloroethene	1.2	Not Detected	8.3	Not Detected
2-Hexanone	4.9	Not Detected	20	Not Detected

eurofins | Air Toxics

Client Sample ID: VMP-23-25-071012

Lab ID#: 1207284A-07A

EPA METHOD TO-15 GC/MS FULL SCAN

File Name:	2072009	**Date of Collection:**	7/10/12 1:40:00 PM
Dil. Factor:	2.44	**Date of Analysis:**	7/20/12 03:28 PM

Compound	Rpt. Limit (ppbv)	Amount (ppbv)	Rpt. Limit (ug/m3)	Amount (ug/m3)
Dibromochloromethane	1.2	Not Detected	10	Not Detected
1,2-Dibromoethane (EDB)	1.2	Not Detected	9.4	Not Detected
Chlorobenzene	1.2	0.35 J U	5.6	1.6 J U
Ethyl Benzene	1.2	Not Detected	5.3	Not Detected
m,p-Xylene	1.2	0.48 J U	5.3	2.1 J U
o-Xylene	1.2	0.32 J	5.3	1.4 J
Styrene	1.2	0.13 J U	5.2	0.55 J U
Bromoform	1.2	Not Detected	13	Not Detected
Cumene	1.2	0.22 J U	6.0	1.1 J U
1,1,2,2-Tetrachloroethane	1.2	Not Detected	8.4	Not Detected
Propylbenzene	1.2	0.18 J U	6.0	0.88 J U
4-Ethyltoluene	1.2	0.37 J U	6.0	1.8 J U
1,3,5-Trimethylbenzene	1.2	Not Detected	6.0	Not Detected
1,2,4-Trimethylbenzene	1.2	Not Detected	6.0	Not Detected
1,3-Dichlorobenzene	1.2	Not Detected	7.3	Not Detected
1,4-Dichlorobenzene	1.2	Not Detected	7.3	Not Detected
alpha-Chlorotoluene	1.2	Not Detected UJ	6.3	Not Detected UJ
1,2-Dichlorobenzene	1.2	Not Detected	7.3	Not Detected
1,2,4-Trichlorobenzene	4.9	Not Detected	36	Not Detected
Hexachlorobutadiene	4.9	Not Detected	52	Not Detected
Butane	4.9	Not Detected	12	Not Detected
Isopentane	4.9	2.6 J	14	7.8 J

J = Estimated value.

Container Type: 1 Liter Summa Canister

Surrogates	%Recovery	Method Limits
Toluene-d8	107	70-130
1,2-Dichloroethane-d4	102	70-130
4-Bromofluorobenzene	91	70-130

x Sample not reusable due to helium results in the sample (39%) that were greater than 10% of the helium in the shroud (51.8%)

eurofins | Air Toxics

x Client Sample ID: VMP-23-40-071012

Lab ID#: 1207284A-08A

EPA METHOD TO-15 GC/MS FULL SCAN

File Name:	2072010	Date of Collection:	7/10/12 2:48:00 PM
Dil. Factor:	2.06	Date of Analysis:	7/20/12 04:06 PM

Compound	Rpt. Limit (ppbv)	Amount (ppbv)	Rpt. Limit (ug/m3)	Amount (ug/m3)
Freon 12	1.0	0.30 J	5.1	1.5 J
Freon 114	1.0	Not Detected	7.2	Not Detected
Chloromethane	10	Not Detected	21	Not Detected
Vinyl Chloride	1.0	Not Detected	2.6	Not Detected
1,3-Butadiene	1.0	Not Detected	2.3	Not Detected
Bromomethane	10	1.0 J	40	3.9 J
Chloroethane	4.1	Not Detected	11	Not Detected
Freon 11	1.0	Not Detected	5.8	Not Detected
Ethanol	4.1	Not Detected	7.8	Not Detected
Freon 113	1.0	Not Detected	7.9	Not Detected
1,1-Dichloroethene	1.0	Not Detected	4.1	Not Detected
Acetone	10	75	24	180
2-Propanol	4.1	Not Detected	10	Not Detected
Carbon Disulfide	4.1	Not Detected	13	Not Detected
3-Chloropropene	4.1	Not Detected	13	Not Detected
Methylene Chloride	10	0.41 J	36	1.4 J
Methyl tert-butyl ether	1.0	Not Detected	3.7	Not Detected
trans-1,2-Dichloroethene	1.0	Not Detected	4.1	Not Detected
Hexane	1.0	0.64 J	3.6	2.3 J
1,1-Dichloroethane	1.0	Not Detected	4.2	Not Detected
2-Butanone (Methyl Ethyl Ketone)	4.1	5.6	12	16
cis-1,2-Dichloroethene	1.0	Not Detected	4.1	Not Detected
Tetrahydrofuran	1.0	Not Detected	3.0	Not Detected
Chloroform	1.0	Not Detected	5.0	Not Detected
1,1,1-Trichloroethane	1.0	Not Detected	5.6	Not Detected
Cyclohexane	1.0	0.72 J	3.5	2.5 J
Carbon Tetrachloride	1.0	Not Detected	6.5	Not Detected
2,2,4-Trimethylpentane	1.0	Not Detected	4.8	Not Detected
Benzene	1.0	2.5	3.3	8.1
1,2-Dichloroethane	1.0	Not Detected	4.2	Not Detected
Heptane	1.0	Not Detected	4.2	Not Detected
Trichloroethene	1.0	Not Detected	5.5	Not Detected
1,2-Dichloropropane	1.0	Not Detected	4.8	Not Detected
1,4-Dioxane	4.1	Not Detected	15	Not Detected
Bromodichloromethane	1.0	Not Detected	6.9	Not Detected
cis-1,3-Dichloropropene	1.0	Not Detected	4.7	Not Detected
4-Methyl-2-pentanone	1.0	0.54 J	4.2	2.2 J
Toluene	1.0	1.5	3.9	5.8
trans-1,3-Dichloropropene	1.0	Not Detected	4.7	Not Detected
1,1,2-Trichloroethane	1.0	Not Detected	5.6	Not Detected
Tetrachloroethene	1.0	Not Detected	7.0	Not Detected
2-Hexanone	4.1	0.33 J	17	1.4 J

Client Sample ID: VMP-23-40-071012

Lab ID#: 1207284A-08A

EPA METHOD TO-15 GC/MS FULL SCAN

File Name:	**2072010**	**Date of Collection: 7/10/12 2:48:00 PM**	
Dil. Factor:	**2.06**	**Date of Analysis: 7/20/12 04:06 PM**	

Compound	Rpt. Limit (ppbv)	Amount (ppbv)	Rpt. Limit (ug/m3)	Amount (ug/m3)
Dibromochloromethane	1.0	Not Detected	8.8	Not Detected
1,2-Dibromoethane (EDB)	1.0	Not Detected	7.9	Not Detected
Chlorobenzene	1.0	0.23 J	4.7	1.0 J
Ethyl Benzene	1.0	Not Detected	4.5	Not Detected
m,p-Xylene	1.0	0.38 J	4.5	1.6 J
o-Xylene	1.0	0.21 J	4.5	0.92 J
Styrene	1.0	0.11 J	4.4	0.48 J
Bromoform	1.0	Not Detected	11	Not Detected
Cumene	1.0	0.21 J	5.1	1.0 J
1,1,2,2-Tetrachloroethane	1.0	Not Detected	7.1	Not Detected
Propylbenzene	1.0	0.12 J	5.1	0.58 J
4-Ethyltoluene	1.0	0.18 J	5.1	0.87 J
1,3,5-Trimethylbenzene	1.0	Not Detected	5.1	Not Detected
1,2,4-Trimethylbenzene	1.0	0.42 J	5.1	2.1 J
1,3-Dichlorobenzene	1.0	Not Detected	6.2	Not Detected
1,4-Dichlorobenzene	1.0	Not Detected	6.2	Not Detected
alpha-Chlorotoluene	1.0	Not Detected	5.3	Not Detected
1,2-Dichlorobenzene	1.0	Not Detected	6.2	Not Detected
1,2,4-Trichlorobenzene	4.1	Not Detected	30	Not Detected
Hexachlorobutadiene	4.1	Not Detected	44	Not Detected
Butane	4.1	2.7 J	9.8	6.5 J
Isopentane	4.1	7.8	12	23

J = Estimated value.

Container Type: 1 Liter Summa Canister

Surrogates	%Recovery	Method Limits
Toluene-d8	106	70-130
1,2-Dichloroethane-d4	99	70-130
4-Bromofluorobenzene	96	70-130

eurofins

Air Toxics

Client Sample ID: VMP-24-5-071212

Lab ID#: 1207284A-09A

EPA METHOD TO-15 GC/MS FULL SCAN

File Name:	2072011	Date of Collection:	7/12/12 9:28:00 AM
Dil. Factor:	1.83	Date of Analysis:	7/20/12 04:51 PM

Compound	Rpt. Limit (ppbv)	Amount (ppbv)	Rpt. Limit (ug/m3)	Amount (ug/m3)
Freon 12	0.92	0.42 J	4.5	2.1 J
Freon 114	0.92	Not Detected	6.4	Not Detected
Chloromethane	9.2	0.80 J	19	1.6 J
Vinyl Chloride	0.92	Not Detected	2.3	Not Detected
1,3-Butadiene	0.92	Not Detected	2.0	Not Detected
Bromomethane	9.2	Not Detected	36	Not Detected
Chloroethane	3.7	Not Detected	9.6	Not Detected
Freon 11	0.92	0.23 J	5.1	1.3 J
Ethanol	3.7	Not Detected	6.9	Not Detected
Freon 113	0.92	Not Detected	7.0	Not Detected
1,1-Dichloroethene	0.92	Not Detected	3.6	Not Detected
Acetone	9.2	22	22	52
2-Propanol	3.7	Not Detected	9.0	Not Detected
Carbon Disulfide	3.7	Not Detected	11	Not Detected
3-Chloropropene	3.7	Not Detected	11	Not Detected
Methylene Chloride	9.2	0.52 J	32	1.8 J
Methyl tert-butyl ether	0.92	Not Detected	3.3	Not Detected
trans-1,2-Dichloroethene	0.92	Not Detected	3.6	Not Detected
Hexane	0.92	0.78 J	3.2	2.8 J
1,1-Dichloroethane	0.92	Not Detected	3.7	Not Detected
2-Butanone (Methyl Ethyl Ketone)	3.7	4.0	11	12
cis-1,2-Dichloroethene	0.92	Not Detected	3.6	Not Detected
Tetrahydrofuran	0.92	1.9	2.7	5.7
Chloroform	0.92	Not Detected	4.5	Not Detected
1,1,1-Trichloroethane	0.92	Not Detected	5.0	Not Detected
Cyclohexane	0.92	0.54 J	3.1	1.9 J
Carbon Tetrachloride	0.92	Not Detected	5.8	Not Detected
2,2,4-Trimethylpentane	0.92	2.5	4.3	12
Benzene	0.92	13	2.9	43
1,2-Dichloroethane	0.92	Not Detected	3.7	Not Detected
Heptane	0.92	0.55 J	3.7	2.2 J
Trichloroethene	0.92	Not Detected	4.9	Not Detected
1,2-Dichloropropane	0.92	Not Detected	4.2	Not Detected
1,4-Dioxane	3.7	Not Detected	13	Not Detected
Bromodichloromethane	0.92	Not Detected	6.1	Not Detected
cis-1,3-Dichloropropene	0.92	Not Detected	4.2	Not Detected
4-Methyl-2-pentanone	0.92	18	3.7	74
Toluene	0.92	14	3.4	53
trans-1,3-Dichloropropene	0.92	Not Detected	4.2	Not Detected
1,1,2-Trichloroethane	0.92	Not Detected	5.0	Not Detected
Tetrachloroethene	0.92	Not Detected	6.2	Not Detected
2-Hexanone	3.7	Not Detected	15	Not Detected

eurofins

Air Toxics

Client Sample ID: VMP-24-5-071212

Lab ID#: 1207284A-09A

EPA METHOD TO-15 GC/MS FULL SCAN

File Name:	**2072011**	**Date of Collection:**	**7/12/12 9:28:00 AM**
Dil. Factor:	**1.83**	**Date of Analysis:**	**7/20/12 04:51 PM**

Compound	Rpt. Limit (ppbv)	Amount (ppbv)	Rpt. Limit (ug/m3)	Amount (ug/m3)
Dibromochloromethane	0.92	Not Detected	7.8	Not Detected
1,2-Dibromoethane (EDB)	0.92	Not Detected	7.0	Not Detected
Chlorobenzene	0.92	Not Detected	4.2	Not Detected
Ethyl Benzene	0.92	0.51 J	4.0	2.2 J
m,p-Xylene	0.92	1.8	4.0	7.8
o-Xylene	0.92	0.68 J	4.0	2.9 J
Styrene	0.92	~~0.30 J~~ UJ	3.9	~~1.3 J~~ UJ
Bromoform	0.92	Not Detected	9.4	Not Detected
Cumene	0.92	3.9	4.5	19
1,1,2,2-Tetrachloroethane	0.92	Not Detected	6.3	Not Detected
Propylbenzene	0.92	0.40 J	4.5	2.0 J
4-Ethyltoluene	0.92	0.85 J	4.5	4.2 J
1,3,5-Trimethylbenzene	0.92	0.45 J	4.5	2.2 J
1,2,4-Trimethylbenzene	0.92	1.8	4.5	8.7
1,3-Dichlorobenzene	0.92	Not Detected	5.5	Not Detected
1,4-Dichlorobenzene	0.92	Not Detected	5.5	Not Detected
alpha-Chlorotoluene	0.92	Not Detected UJ	4.7	Not Detected UJ
1,2-Dichlorobenzene	0.92	Not Detected	5.5	Not Detected
1,2,4-Trichlorobenzene	3.7	Not Detected	27	Not Detected
Hexachlorobutadiene	3.7	Not Detected	39	Not Detected
Butane	3.7	Not Detected	8.7	Not Detected
Isopentane	3.7	3.1 J	11	9.2 J

J = Estimated value.

Container Type: 1 Liter Summa Canister

Surrogates	%Recovery	Method Limits
Toluene-d8	115	70-130
1,2-Dichloroethane-d4	103	70-130
4-Bromofluorobenzene	99	70-130

eurofins

Air Toxics

Client Sample ID: VMP-24-10-071212

Lab ID#: 1207284A-10A

EPA METHOD TO-15 GC/MS FULL SCAN

File Name:	2072012	**Date of Collection:**	7/12/12 10:34:00 AM
Dil. Factor:	2.12	**Date of Analysis:**	7/20/12 05:29 PM

Compound	Rpt. Limit (ppbv)	Amount (ppbv)	Rpt. Limit (ug/m3)	Amount (ug/m3)
Freon 12	1.1	0.47 J	5.2	2.3 J
Freon 114	1.1	Not Detected	7.4	Not Detected
Chloromethane	11	4.7 J	22	9.7 J
Vinyl Chloride	1.1	Not Detected	2.7	Not Detected
1,3-Butadiene	1.1	Not Detected	2.3	Not Detected
Bromomethane	11	Not Detected	41	Not Detected
Chloroethane	4.2	Not Detected	11	Not Detected
Freon 11	1.1	0.24 J	6.0	1.4 J
Ethanol	4.2	22	8.0	42
Freon 113	1.1	Not Detected	8.1	Not Detected
1,1-Dichloroethene	1.1	Not Detected	4.2	Not Detected
Acetone	11	37	25	88
2-Propanol	4.2	18	10	45
Carbon Disulfide	4.2	Not Detected	13	Not Detected
3-Chloropropene	4.2	Not Detected	13	Not Detected
Methylene Chloride	11	Not Detected	37	Not Detected
Methyl tert-butyl ether	1.1	Not Detected	3.8	Not Detected
trans-1,2-Dichloroethene	1.1	Not Detected	4.2	Not Detected
Hexane	1.1	Not Detected	3.7	Not Detected
1,1-Dichloroethane	1.1	Not Detected	4.3	Not Detected
2-Butanone (Methyl Ethyl Ketone)	4.2	6.9	12	20
cis-1,2-Dichloroethene	1.1	Not Detected	4.2	Not Detected
Tetrahydrofuran	1.1	0.64 J	3.1	1.9 J
Chloroform	1.1	Not Detected	5.2	Not Detected
1,1,1-Trichloroethane	1.1	Not Detected	5.8	Not Detected
Cyclohexane	1.1	Not Detected	3.6	Not Detected
Carbon Tetrachloride	1.1	Not Detected	6.7	Not Detected
2,2,4-Trimethylpentane	1.1	Not Detected	5.0	Not Detected
Benzene	1.1	2.4	3.4	7.8
1,2-Dichloroethane	1.1	Not Detected	4.3	Not Detected
Heptane	1.1	Not Detected	4.3	Not Detected
Trichloroethene	1.1	Not Detected	5.7	Not Detected
1,2-Dichloropropane	1.1	Not Detected	4.9	Not Detected
1,4-Dioxane	4.2	Not Detected	15	Not Detected
Bromodichloromethane	1.1	Not Detected	7.1	Not Detected
cis-1,3-Dichloropropene	1.1	Not Detected	4.8	Not Detected
4-Methyl-2-pentanone	1.1	38	4.3	160
Toluene	1.1	13	4.0	49
trans-1,3-Dichloropropene	1.1	Not Detected	4.8	Not Detected
1,1,2-Trichloroethane	1.1	Not Detected	5.8	Not Detected
Tetrachloroethene	1.1	Not Detected	7.2	Not Detected
2-Hexanone	4.2	~~0.44 J~~ U	17	~~1.8 J~~ U

eurofins

Air Toxics

Client Sample ID: VMP-24-10-071212

Lab ID#: 1207284A-10A

EPA METHOD TO-15 GC/MS FULL SCAN

File Name:	2072012	**Date of Collection:**	7/12/12 10:34:00 AM
Dil. Factor:	2.12	**Date of Analysis:**	7/20/12 05:29 PM

Compound	Rpt. Limit (ppbv)	Amount (ppbv)	Rpt. Limit (ug/m3)	Amount (ug/m3)
Dibromochloromethane	1.1	Not Detected	9.0	Not Detected
1,2-Dibromoethane (EDB)	1.1	Not Detected	8.1	Not Detected
Chlorobenzene	1.1	Not Detected	4.9	Not Detected
Ethyl Benzene	1.1	0.69 J	4.6	3.0 J
m,p-Xylene	1.1	1.7	4.6	7.3
o-Xylene	1.1	0.49 J	4.6	2.1 J
Styrene	1.1	~~0.27 J~~ U	4.5	~~1.2 J~~ U
Bromoform	1.1	Not Detected	11	Not Detected
Cumene	1.1	7.8	5.2	38
1,1,2,2-Tetrachloroethane	1.1	Not Detected	7.3	Not Detected
Propylbenzene	1.1	~~0.18 J~~ U	5.2	~~0.90 J~~ U
4-Ethyltoluene	1.1	~~0.26 J~~ U	5.2	~~1.3 J~~ U
1,3,5-Trimethylbenzene	1.1	Not Detected	5.2	Not Detected
1,2,4-Trimethylbenzene	1.1	0.54 J	5.2	2.7 J
1,3-Dichlorobenzene	1.1	Not Detected	6.4	Not Detected
1,4-Dichlorobenzene	1.1	Not Detected	6.4	Not Detected
alpha-Chlorotoluene	1.1	Not Detected UJ	5.5	Not Detected UJ
1,2-Dichlorobenzene	1.1	Not Detected	6.4	Not Detected
1,2,4-Trichlorobenzene	4.2	Not Detected	31	Not Detected
Hexachlorobutadiene	4.2	Not Detected	45	Not Detected
Butane	4.2	Not Detected	10	Not Detected
Isopentane	4.2	1.7 J	12	5.1 J

J = Estimated value.

Container Type: 1 Liter Summa Canister

Surrogates	%Recovery	Method Limits
Toluene-d8	108	70-130
1,2-Dichloroethane-d4	103	70-130
4-Bromofluorobenzene	99	70-130

eurofins

Air Toxics

Client Sample ID: VMP-24-22-071212

Lab ID#: 1207284A-11A

EPA METHOD TO-15 GC/MS FULL SCAN

File Name:	**2072013**	**Date of Collection:**	**7/12/12 11:27:00 AM**
Dil. Factor:	**2.17**	**Date of Analysis:**	**7/20/12 06:06 PM**

Compound	Rpt. Limit (ppbv)	Amount (ppbv)	Rpt. Limit (ug/m3)	Amount (ug/m3)
Freon 12	1.1	Not Detected	5.4	Not Detected
Freon 114	1.1	Not Detected	7.6	Not Detected
Chloromethane	11	1.2 J	22	2.6 J
Vinyl Chloride	1.1	Not Detected	2.8	Not Detected
1,3-Butadiene	1.1	Not Detected	2.4	Not Detected
Bromomethane	11	Not Detected	42	Not Detected
Chloroethane	4.3	Not Detected	11	Not Detected
Freon 11	1.1	Not Detected	6.1	Not Detected
Ethanol	4.3	17	8.2	33
Freon 113	1.1	Not Detected	8.3	Not Detected
1,1-Dichloroethene	1.1	Not Detected	4.3	Not Detected
Acetone	11	31	26	73
2-Propanol	4.3	12	11	30
Carbon Disulfide	4.3	Not Detected	14	Not Detected
3-Chloropropene	4.3	Not Detected	14	Not Detected
Methylene Chloride	11	Not Detected	38	Not Detected
Methyl tert-butyl ether	1.1	Not Detected	3.9	Not Detected
trans-1,2-Dichloroethene	1.1	Not Detected	4.3	Not Detected
Hexane	1.1	0.55 J	3.8	1.9 J
1,1-Dichloroethane	1.1	Not Detected	4.4	Not Detected
2-Butanone (Methyl Ethyl Ketone)	4.3	4.7	13	14
cis-1,2-Dichloroethene	1.1	Not Detected	4.3	Not Detected
Tetrahydrofuran	1.1	0.40 J	3.2	1.2 J
Chloroform	1.1	Not Detected	5.3	Not Detected
1,1,1-Trichloroethane	1.1	Not Detected	5.9	Not Detected
Cyclohexane	1.1	0.29 J	3.7	1.0 J
Carbon Tetrachloride	1.1	Not Detected	6.8	Not Detected
2,2,4-Trimethylpentane	1.1	Not Detected	5.1	Not Detected
Benzene	1.1	10	3.5	33
1,2-Dichloroethane	1.1	Not Detected	4.4	Not Detected
Heptane	1.1	0.40 J	4.4	1.6 J
Trichloroethene	1.1	Not Detected	5.8	Not Detected
1,2-Dichloropropane	1.1	Not Detected	5.0	Not Detected
1,4-Dioxane	4.3	4.2 J	16	15 J
Bromodichloromethane	1.1	Not Detected	7.3	Not Detected
cis-1,3-Dichloropropene	1.1	Not Detected	4.9	Not Detected
4-Methyl-2-pentanone	1.1	25	4.4	100
Toluene	1.1	9.1	4.1	34
trans-1,3-Dichloropropene	1.1	Not Detected	4.9	Not Detected
1,1,2-Trichloroethane	1.1	Not Detected	5.9	Not Detected
Tetrachloroethene	1.1	Not Detected	7.4	Not Detected
2-Hexanone	4.3	~~0.36 J~~	18	~~1.5 J~~

eurofins

Air Toxics

Client Sample ID: VMP-24-22-071212

Lab ID#: 1207284A-11A

EPA METHOD TO-15 GC/MS FULL SCAN

File Name:	2072013	Date of Collection:	7/12/12 11:27:00 AM
Dil. Factor:	2.17	Date of Analysis:	7/20/12 06:06 PM

Compound	Rpt. Limit (ppbv)	Amount (ppbv)	Rpt. Limit (ug/m3)	Amount (ug/m3)
Dibromochloromethane	1.1	Not Detected	9.2	Not Detected
1,2-Dibromoethane (EDB)	1.1	Not Detected	8.3	Not Detected
Chlorobenzene	1.1	Not Detected	5.0	Not Detected
Ethyl Benzene	1.1	0.44 J	4.7	1.9 J
m,p-Xylene	1.1	1.2	4.7	5.4
o-Xylene	1.1	0.40 J	4.7	1.7 J
Styrene	1.1	~~0.24 J~~	4.6	~~1.0 J~~
Bromoform	1.1	Not Detected	11	Not Detected
Cumene	1.1	4.8	5.3	23
1,1,2,2-Tetrachloroethane	1.1	Not Detected	7.4	Not Detected
Propylbenzene	1.1	Not Detected	5.3	Not Detected
4-Ethyltoluene	1.1	~~0.21 J~~	5.3	~~1.0 J~~
1,3,5-Trimethylbenzene	1.1	Not Detected	5.3	Not Detected
1,2,4-Trimethylbenzene	1.1	0.73 J	5.3	3.6 J
1,3-Dichlorobenzene	1.1	Not Detected	6.5	Not Detected
1,4-Dichlorobenzene	1.1	Not Detected	6.5	Not Detected
alpha-Chlorotoluene	1.1	Not Detected UJ	5.6	Not Detected UJ
1,2-Dichlorobenzene	1.1	Not Detected	6.5	Not Detected
1,2,4-Trichlorobenzene	4.3	Not Detected	32	Not Detected
Hexachlorobutadiene	4.3	Not Detected	46	Not Detected
Butane	4.3	Not Detected	10	Not Detected
Isopentane	4.3	1.8 J	13	5.2 J

J = Estimated value.

Container Type: 1 Liter Summa Canister

Surrogates	%Recovery	Method Limits
Toluene-d8	109	70-130
1,2-Dichloroethane-d4	98	70-130
4-Bromofluorobenzene	93	70-130

eurofins | Air Toxics

Client Sample ID: VMP-24-34-071212

Lab ID#: 1207284A-12A

EPA METHOD TO-15 GC/MS FULL SCAN

File Name:	2072014	**Date of Collection:**	7/12/12 12:38:00 PM
Dil. Factor:	1.79	**Date of Analysis:**	7/20/12 06:42 PM

Compound	Rpt. Limit (ppbv)	Amount (ppbv)	Rpt. Limit (ug/m3)	Amount (ug/m3)
Freon 12	0.90	0.37 J	4.4	1.8 J
Freon 114	0.90	Not Detected	6.2	Not Detected
Chloromethane	9.0	Not Detected	18	Not Detected
Vinyl Chloride	0.90	Not Detected	2.3	Not Detected
1,3-Butadiene	0.90	Not Detected	2.0	Not Detected
Bromomethane	9.0	Not Detected	35	Not Detected
Chloroethane	3.6	Not Detected	9.4	Not Detected
Freon 11	0.90	0.24 J	5.0	1.4 J
Ethanol	3.6	32	6.7	60
Freon 113	0.90	Not Detected	6.8	Not Detected
1,1-Dichloroethene	0.90	Not Detected	3.5	Not Detected
Acetone	9.0	31	21	74
2-Propanol	3.6	21	8.8	53
Carbon Disulfide	3.6	Not Detected	11	Not Detected
3-Chloropropene	3.6	Not Detected	11	Not Detected
Methylene Chloride	9.0	Not Detected	31	Not Detected
Methyl tert-butyl ether	0.90	Not Detected	3.2	Not Detected
trans-1,2-Dichloroethene	0.90	Not Detected	3.5	Not Detected
Hexane	0.90	0.81 J	3.2	2.8 J
1,1-Dichloroethane	0.90	Not Detected	3.6	Not Detected
2-Butanone (Methyl Ethyl Ketone)	3.6	7.3	10	21
cis-1,2-Dichloroethene	0.90	Not Detected	3.5	Not Detected
Tetrahydrofuran	0.90	0.43 J	2.6	1.3 J
Chloroform	0.90	Not Detected	4.4	Not Detected
1,1,1-Trichloroethane	0.90	Not Detected	4.9	Not Detected
Cyclohexane	0.90	0.64 J	3.1	2.2 J
Carbon Tetrachloride	0.90	Not Detected	5.6	Not Detected
2,2,4-Trimethylpentane	0.90	Not Detected	4.2	Not Detected
Benzene	0.90	32	2.8	100
1,2-Dichloroethane	0.90	Not Detected	3.6	Not Detected
Heptane	0.90	0.56 J	3.7	2.3 J
Trichloroethene	0.90	Not Detected	4.8	Not Detected
1,2-Dichloropropane	0.90	Not Detected	4.1	Not Detected
1,4-Dioxane	3.6	Not Detected	13	Not Detected
Bromodichloromethane	0.90	Not Detected	6.0	Not Detected
cis-1,3-Dichloropropene	0.90	Not Detected	4.1	Not Detected
4-Methyl-2-pentanone	0.90	29	3.7	120
Toluene	0.90	10	3.4	38
trans-1,3-Dichloropropene	0.90	Not Detected	4.1	Not Detected
1,1,2-Trichloroethane	0.90	Not Detected	4.9	Not Detected
Tetrachloroethene	0.90	Not Detected	6.1	Not Detected
2-Hexanone	3.6	0.54 J	15	2.2 J

eurofins | Air Toxics

Client Sample ID: VMP-24-34-071212

Lab ID#: 1207284A-12A

EPA METHOD TO-15 GC/MS FULL SCAN

File Name:	**2072014**	**Date of Collection:**	**7/12/12 12:38:00 PM**
Dil. Factor:	**1.79**	**Date of Analysis:**	**7/20/12 06:42 PM**

Compound	Rpt. Limit (ppbv)	Amount (ppbv)	Rpt. Limit (ug/m3)	Amount (ug/m3)
Dibromochloromethane	0.90	Not Detected	7.6	Not Detected
1,2-Dibromoethane (EDB)	0.90	Not Detected	6.9	Not Detected
Chlorobenzene	0.90	Not Detected	4.1	Not Detected
Ethyl Benzene	0.90	0.63 J	3.9	2.7 J
m,p-Xylene	0.90	1.5	3.9	6.7
o-Xylene	0.90	0.48 J	3.9	2.1 J
Styrene	0.90	~~0.28 J~~ U	3.8	~~1.2 J~~ U
Bromoform	0.90	Not Detected	9.2	Not Detected
Cumene	0.90	4.8	4.4	24
1,1,2,2-Tetrachloroethane	0.90	Not Detected	6.1	Not Detected
Propylbenzene	0.90	~~0.13 J~~ U	4.4	~~0.65 J~~ U
4-Ethyltoluene	0.90	~~0.20 J~~ U	4.4	~~1.0 J~~ U
1,3,5-Trimethylbenzene	0.90	0.18 J	4.4	0.88 J
1,2,4-Trimethylbenzene	0.90	1.1	4.4	5.3
1,3-Dichlorobenzene	0.90	Not Detected	5.4	Not Detected
1,4-Dichlorobenzene	0.90	Not Detected	5.4	Not Detected
alpha-Chlorotoluene	0.90	Not Detected UJ	4.6	Not Detected UJ
1,2-Dichlorobenzene	0.90	Not Detected	5.4	Not Detected
1,2,4-Trichlorobenzene	3.6	Not Detected	26	Not Detected
Hexachlorobutadiene	3.6	Not Detected	38	Not Detected
Butane	3.6	1.4 J	8.5	3.3 J
Isopentane	3.6	2.4 J	10	7.0 J

J = Estimated value.

Container Type: 1 Liter Summa Canister

Surrogates	%Recovery	Method Limits
Toluene-d8	107	70-130
1,2-Dichloroethane-d4	99	70-130
4-Bromofluorobenzene	98	70-130

eurofins

Air Toxics

Client Sample ID: Lab Blank

Lab ID#: 1207284A-13A

EPA METHOD TO-15 GC/MS FULL SCAN

File Name:	**2071906a**	**Date of Collection: NA**	
Dil. Factor:	**1.00**	**Date of Analysis: 7/19/12 01:00 PM**	

Compound	Rpt. Limit (ppbv)	Amount (ppbv)	Rpt. Limit (ug/m3)	Amount (ug/m3)
Freon 12	0.50	Not Detected	2.5	Not Detected
Freon 114	0.50	Not Detected	3.5	Not Detected
Chloromethane	5.0	Not Detected	10	Not Detected
Vinyl Chloride	0.50	Not Detected	1.3	Not Detected
1,3-Butadiene	0.50	Not Detected	1.1	Not Detected
Bromomethane	5.0	Not Detected	19	Not Detected
Chloroethane	2.0	Not Detected	5.3	Not Detected
Freon 11	0.50	Not Detected	2.8	Not Detected
Ethanol	2.0	Not Detected	3.8	Not Detected
Freon 113	0.50	Not Detected	3.8	Not Detected
1,1-Dichloroethene	0.50	Not Detected	2.0	Not Detected
Acetone	5.0	Not Detected	12	Not Detected
2-Propanol	2.0	Not Detected	4.9	Not Detected
Carbon Disulfide	2.0	Not Detected	6.2	Not Detected
3-Chloropropene	2.0	Not Detected	6.3	Not Detected
Methylene Chloride	5.0	Not Detected	17	Not Detected
Methyl tert-butyl ether	0.50	0.048 J	1.8	0.17 J
trans-1,2-Dichloroethene	0.50	Not Detected	2.0	Not Detected
Hexane	0.50	Not Detected	1.8	Not Detected
1,1-Dichloroethane	0.50	Not Detected	2.0	Not Detected
2-Butanone (Methyl Ethyl Ketone)	2.0	Not Detected	5.9	Not Detected
cis-1,2-Dichloroethene	0.50	Not Detected	2.0	Not Detected
Tetrahydrofuran	0.50	Not Detected	1.5	Not Detected
Chloroform	0.50	Not Detected	2.4	Not Detected
1,1,1-Trichloroethane	0.50	0.066 J	2.7	0.36 J
Cyclohexane	0.50	Not Detected	1.7	Not Detected
Carbon Tetrachloride	0.50	Not Detected	3.1	Not Detected
2,2,4-Trimethylpentane	0.50	Not Detected	2.3	Not Detected
Benzene	0.50	Not Detected	1.6	Not Detected
1,2-Dichloroethane	0.50	0.10 J	2.0	0.42 J
Heptane	0.50	Not Detected	2.0	Not Detected
Trichloroethene	0.50	Not Detected	2.7	Not Detected
1,2-Dichloropropane	0.50	Not Detected	2.3	Not Detected
1,4-Dioxane	2.0	Not Detected	7.2	Not Detected
Bromodichloromethane	0.50	Not Detected	3.4	Not Detected
cis-1,3-Dichloropropene	0.50	Not Detected	2.3	Not Detected
4-Methyl-2-pentanone	0.50	0.14 J	2.0	0.57 J
Toluene	0.50	0.11 J	1.9	0.42 J
trans-1,3-Dichloropropene	0.50	Not Detected	2.3	Not Detected
1,1,2-Trichloroethane	0.50	Not Detected	2.7	Not Detected
Tetrachloroethene	0.50	Not Detected	3.4	Not Detected
2-Hexanone	2.0	0.099 J	8.2	0.41 J

eurofins | Air Toxics

Client Sample ID: Lab Blank

Lab ID#: 1207284A-13A

EPA METHOD TO-15 GC/MS FULL SCAN

File Name:	**2071906a**	**Date of Collection: NA**	
Dil. Factor:	**1.00**	**Date of Analysis: 7/19/12 01:00 PM**	

Compound	Rpt. Limit (ppbv)	Amount (ppbv)	Rpt. Limit (ug/m3)	Amount (ug/m3)
Dibromochloromethane	0.50	Not Detected	4.2	Not Detected
1,2-Dibromoethane (EDB)	0.50	0.12 J	3.8	0.92 J
Chlorobenzene	0.50	0.10 J	2.3	0.48 J
Ethyl Benzene	0.50	Not Detected	2.2	Not Detected
m,p-Xylene	0.50	0.089 J	2.2	0.39 J
o-Xylene	0.50	Not Detected	2.2	Not Detected
Styrene	0.50	0.069 J	2.1	0.29 J
Bromoform	0.50	0.099 J	5.2	1.0 J
Cumene	0.50	0.11 J	2.4	0.53 J
1,1,2,2-Tetrachloroethane	0.50	0.14 J	3.4	0.94 J
Propylbenzene	0.50	0.10 J	2.4	0.49 J
4-Ethyltoluene	0.50	0.098 J	2.4	0.48 J
1,3,5-Trimethylbenzene	0.50	0.10 J	2.4	0.52 J
1,2,4-Trimethylbenzene	0.50	0.11 J	2.4	0.54 J
1,3-Dichlorobenzene	0.50	0.17 J	3.0	1.0 J
1,4-Dichlorobenzene	0.50	0.18 J	3.0	1.1 J
alpha-Chlorotoluene	0.50	0.070 J	2.6	0.36 J
1,2-Dichlorobenzene	0.50	0.15 J	3.0	0.92 J
1,2,4-Trichlorobenzene	2.0	0.57 J	15	4.3 J
Hexachlorobutadiene	2.0	Not Detected	21	Not Detected
Butane	2.0	Not Detected	4.8	Not Detected
Isopentane	2.0	Not Detected	5.9	Not Detected

J = Estimated value.

Container Type: NA - Not Applicable

Surrogates	%Recovery	Method Limits
Toluene-d8	104	70-130
1,2-Dichloroethane-d4	94	70-130
4-Bromofluorobenzene	95	70-130

eurofins

Air Toxics

Client Sample ID: Lab Blank

Lab ID#: 1207284A-13B

EPA METHOD TO-15 GC/MS FULL SCAN

File Name:	2072006a	Date of Collection: NA	
Dil. Factor:	1.00	Date of Analysis: 7/20/12 01:22 PM	

Compound	Rpt. Limit (ppbv)	Amount (ppbv)	Rpt. Limit (ug/m3)	Amount (ug/m3)
Freon 12	0.50	Not Detected	2.5	Not Detected
Freon 114	0.50	Not Detected	3.5	Not Detected
Chloromethane	5.0	Not Detected	10	Not Detected
Vinyl Chloride	0.50	Not Detected	1.3	Not Detected
1,3-Butadiene	0.50	Not Detected	1.1	Not Detected
Bromomethane	5.0	Not Detected	19	Not Detected
Chloroethane	2.0	Not Detected	5.3	Not Detected
Freon 11	0.50	Not Detected	2.8	Not Detected
Ethanol	2.0	Not Detected	3.8	Not Detected
Freon 113	0.50	Not Detected	3.8	Not Detected
1,1-Dichloroethene	0.50	Not Detected	2.0	Not Detected
Acetone	5.0	Not Detected	12	Not Detected
2-Propanol	2.0	Not Detected	4.9	Not Detected
Carbon Disulfide	2.0	Not Detected	6.2	Not Detected
3-Chloropropene	2.0	Not Detected	6.3	Not Detected
Methylene Chloride	5.0	Not Detected	17	Not Detected
Methyl tert-butyl ether	0.50	0.082 J	1.8	0.30 J
trans-1,2-Dichloroethene	0.50	Not Detected	2.0	Not Detected
Hexane	0.50	Not Detected	1.8	Not Detected
1,1-Dichloroethane	0.50	Not Detected	2.0	Not Detected
2-Butanone (Methyl Ethyl Ketone)	2.0	Not Detected	5.9	Not Detected
cis-1,2-Dichloroethene	0.50	Not Detected	2.0	Not Detected
Tetrahydrofuran	0.50	Not Detected	1.5	Not Detected
Chloroform	0.50	Not Detected	2.4	Not Detected
1,1,1-Trichloroethane	0.50	Not Detected	2.7	Not Detected
Cyclohexane	0.50	Not Detected	1.7	Not Detected
Carbon Tetrachloride	0.50	0.058 J	3.1	0.36 J
2,2,4-Trimethylpentane	0.50	Not Detected	2.3	Not Detected
Benzene	0.50	Not Detected	1.6	Not Detected
1,2-Dichloroethane	0.50	Not Detected	2.0	Not Detected
Heptane	0.50	Not Detected	2.0	Not Detected
Trichloroethene	0.50	Not Detected	2.7	Not Detected
1,2-Dichloropropane	0.50	Not Detected	2.3	Not Detected
1,4-Dioxane	2.0	Not Detected	7.2	Not Detected
Bromodichloromethane	0.50	Not Detected	3.4	Not Detected
cis-1,3-Dichloropropene	0.50	Not Detected	2.3	Not Detected
4-Methyl-2-pentanone	0.50	0.13 J	2.0	0.54 J
Toluene	0.50	0.11 J	1.9	0.42 J
trans-1,3-Dichloropropene	0.50	Not Detected	2.3	Not Detected
1,1,2-Trichloroethane	0.50	Not Detected	2.7	Not Detected
Tetrachloroethene	0.50	Not Detected	3.4	Not Detected
2-Hexanone	2.0	0.092 J	8.2	0.38 J

eurofins | Air Toxics

Client Sample ID: Lab Blank
Lab ID#: 1207284A-13B
EPA METHOD TO-15 GC/MS FULL SCAN

File Name:	**2072006a**	**Date of Collection: NA**	
Dil. Factor:	**1.00**	**Date of Analysis: 7/20/12 01:22 PM**	

Compound	Rpt. Limit (ppbv)	Amount (ppbv)	Rpt. Limit (ug/m3)	Amount (ug/m3)
Dibromochloromethane	0.50	Not Detected	4.2	Not Detected
1,2-Dibromoethane (EDB)	0.50	0.10 J	3.8	0.79 J
Chlorobenzene	0.50	0.12 J	2.3	0.54 J
Ethyl Benzene	0.50	Not Detected	2.2	Not Detected
m,p-Xylene	0.50	0.10 J	2.2	0.44 J
o-Xylene	0.50	Not Detected	2.2	Not Detected
Styrene	0.50	0.065 J	2.1	0.28 J
Bromoform	0.50	0.076 J	5.2	0.78 J
Cumene	0.50	0.10 J	2.4	0.50 J
1,1,2,2-Tetrachloroethane	0.50	0.12 J	3.4	0.84 J
Propylbenzene	0.50	0.080 J	2.4	0.39 J
4-Ethyltoluene	0.50	0.072 J	2.4	0.36 J
1,3,5-Trimethylbenzene	0.50	Not Detected	2.4	Not Detected
1,2,4-Trimethylbenzene	0.50	0.071 J	2.4	0.35 J
1,3-Dichlorobenzene	0.50	0.14 J	3.0	0.82 J
1,4-Dichlorobenzene	0.50	0.11 J	3.0	0.68 J
alpha-Chlorotoluene	0.50	Not Detected	2.6	Not Detected
1,2-Dichlorobenzene	0.50	Not Detected	3.0	Not Detected
1,2,4-Trichlorobenzene	2.0	0.28 J	15	2.0 J
Hexachlorobutadiene	2.0	Not Detected	21	Not Detected
Butane	2.0	Not Detected	4.8	Not Detected
Isopentane	2.0	Not Detected	5.9	Not Detected

J = Estimated value.

Container Type: NA - Not Applicable

Surrogates	%Recovery	Method Limits
Toluene-d8	104	70-130
1,2-Dichloroethane-d4	99	70-130
4-Bromofluorobenzene	94	70-130

eurofins

Air Toxics

Client Sample ID: CCV

Lab ID#: 1207284A-14A

EPA METHOD TO-15 GC/MS FULL SCAN

File Name:	**2071902**	**Date of Collection: NA**	
Dil. Factor:	**1.00**	**Date of Analysis: 7/19/12 09:50 AM**	

Compound	%Recovery
Freon 12	113
Freon 114	122
Chloromethane	123
Vinyl Chloride	125
1,3-Butadiene	112
Bromomethane	129
Chloroethane	115
Freon 11	103
Ethanol	111
Freon 113	107
1,1-Dichloroethene	105
Acetone	109
2-Propanol	97
Carbon Disulfide	89
3-Chloropropene	104
Methylene Chloride	107
Methyl tert-butyl ether	101
trans-1,2-Dichloroethene	99
Hexane	101
1,1-Dichloroethane	99
2-Butanone (Methyl Ethyl Ketone)	104
cis-1,2-Dichloroethene	104
Tetrahydrofuran	99
Chloroform	99
1,1,1-Trichloroethane	101
Cyclohexane	105
Carbon Tetrachloride	104
2,2,4-Trimethylpentane	104
Benzene	107
1,2-Dichloroethane	99
Heptane	112
Trichloroethene	110
1,2-Dichloropropane	106
1,4-Dioxane	109
Bromodichloromethane	106
cis-1,3-Dichloropropene	109
4-Methyl-2-pentanone	112
Toluene	109
trans-1,3-Dichloropropene	108
1,1,2-Trichloroethane	106
Tetrachloroethene	104
2-Hexanone	105

eurofins | Air Toxics

Client Sample ID: CCV
Lab ID#: 1207284A-14A
EPA METHOD TO-15 GC/MS FULL SCAN

File Name:	**2071902**	**Date of Collection: NA**	
Dil. Factor:	**1.00**	**Date of Analysis: 7/19/12 09:50 AM**	

Compound	%Recovery
Dibromochloromethane	105
1,2-Dibromoethane (EDB)	105
Chlorobenzene	104
Ethyl Benzene	106
m,p-Xylene	106
o-Xylene	106
Styrene	107
Bromoform	109
Cumene	103
1,1,2,2-Tetrachloroethane	102
Propylbenzene	101
4-Ethyltoluene	101
1,3,5-Trimethylbenzene	103
1,2,4-Trimethylbenzene	96
1,3-Dichlorobenzene	104
1,4-Dichlorobenzene	99
alpha-Chlorotoluene	114
1,2-Dichlorobenzene	99
1,2,4-Trichlorobenzene	99
Hexachlorobutadiene	95
Butane	119
Isopentane	104

Container Type: NA - Not Applicable

Surrogates	%Recovery	Method Limits
Toluene-d8	105	70-130
1,2-Dichloroethane-d4	93	70-130
4-Bromofluorobenzene	101	70-130

eurofins

Air Toxics

Client Sample ID: CCV

Lab ID#: 1207284A-14B

EPA METHOD TO-15 GC/MS FULL SCAN

File Name:	**2072002**	**Date of Collection: NA**	
Dil. Factor:	**1.00**	**Date of Analysis: 7/20/12 10:10 AM**	

Compound	%Recovery
Freon 12	107
Freon 114	111
Chloromethane	110
Vinyl Chloride	110
1,3-Butadiene	98
Bromomethane	114
Chloroethane	101
Freon 11	100
Ethanol	83
Freon 113	100
1,1-Dichloroethene	95
Acetone	100
2-Propanol	87
Carbon Disulfide	87
3-Chloropropene	95
Methylene Chloride	100
Methyl tert-butyl ether	96
trans-1,2-Dichloroethene	91
Hexane	95
1,1-Dichloroethane	93
2-Butanone (Methyl Ethyl Ketone)	96
cis-1,2-Dichloroethene	97
Tetrahydrofuran	92
Chloroform	94
1,1,1-Trichloroethane	99
Cyclohexane	98
Carbon Tetrachloride	104
2,2,4-Trimethylpentane	96
Benzene	99
1,2-Dichloroethane	95
Heptane	104
Trichloroethene	106
1,2-Dichloropropane	99
1,4-Dioxane	102
Bromodichloromethane	102
cis-1,3-Dichloropropene	104
4-Methyl-2-pentanone	104
Toluene	102
trans-1,3-Dichloropropene	104
1,1,2-Trichloroethane	101
Tetrachloroethene	99
2-Hexanone	98

eurofins | Air Toxics

Client Sample ID: CCV

Lab ID#: 1207284A-14B

EPA METHOD TO-15 GC/MS FULL SCAN

File Name:	**2072002**	**Date of Collection: NA**	
Dil. Factor:	**1.00**	**Date of Analysis: 7/20/12 10:10 AM**	

Compound	%Recovery
Dibromochloromethane	104
1,2-Dibromoethane (EDB)	100
Chlorobenzene	98
Ethyl Benzene	101
m,p-Xylene	100
o-Xylene	98
Styrene	99
Bromoform	108
Cumene	98
1,1,2,2-Tetrachloroethane	97
Propylbenzene	94
4-Ethyltoluene	95
1,3,5-Trimethylbenzene	96
1,2,4-Trimethylbenzene	89
1,3-Dichlorobenzene	98
1,4-Dichlorobenzene	92
alpha-Chlorotoluene	110
1,2-Dichlorobenzene	94
1,2,4-Trichlorobenzene	91
Hexachlorobutadiene	92
Butane	104
Isopentane	94

Container Type: NA - Not Applicable

Surrogates	%Recovery	Method Limits
Toluene-d8	104	70-130
1,2-Dichloroethane-d4	95	70-130
4-Bromofluorobenzene	100	70-130

eurofins

Air Toxics

Client Sample ID: LCS

Lab ID#: 1207284A-15A

EPA METHOD TO-15 GC/MS FULL SCAN

File Name:	**2071903**	**Date of Collection: NA**	
Dil. Factor:	**1.00**	**Date of Analysis: 7/19/12 10:34 AM**	

Compound	%Recovery
Freon 12	103
Freon 114	110
Chloromethane	109
Vinyl Chloride	113
1,3-Butadiene	100
Bromomethane	116
Chloroethane	102
Freon 11	96
Ethanol	86
Freon 113	102
1,1-Dichloroethene	107
Acetone	111
2-Propanol	85
Carbon Disulfide	105
3-Chloropropene	112
Methylene Chloride	101
Methyl tert-butyl ether	99
trans-1,2-Dichloroethene	106
Hexane	96
1,1-Dichloroethane	96
2-Butanone (Methyl Ethyl Ketone)	102
cis-1,2-Dichloroethene	101
Tetrahydrofuran	92
Chloroform	96
1,1,1-Trichloroethane	98
Cyclohexane	102
Carbon Tetrachloride	102
2,2,4-Trimethylpentane	98
Benzene	100
1,2-Dichloroethane	90
Heptane	100
Trichloroethene	103
1,2-Dichloropropane	97
1,4-Dioxane	94
Bromodichloromethane	98
cis-1,3-Dichloropropene	102
4-Methyl-2-pentanone	96
Toluene	98
trans-1,3-Dichloropropene	101
1,1,2-Trichloroethane	101
Tetrachloroethene	96
2-Hexanone	84

eurofins | Air Toxics

Client Sample ID: LCS

Lab ID#: 1207284A-15A

EPA METHOD TO-15 GC/MS FULL SCAN

File Name:	**2071903**	**Date of Collection: NA**
Dil. Factor:	**1.00**	**Date of Analysis: 7/19/12 10:34 AM**

Compound	%Recovery
Dibromochloromethane	97
1,2-Dibromoethane (EDB)	99
Chlorobenzene	98
Ethyl Benzene	99
m,p-Xylene	102
o-Xylene	98
Styrene	96
Bromoform	100
Cumene	96
1,1,2,2-Tetrachloroethane	97
Propylbenzene	96
4-Ethyltoluene	92
1,3,5-Trimethylbenzene	96
1,2,4-Trimethylbenzene	89
1,3-Dichlorobenzene	100
1,4-Dichlorobenzene	93
alpha-Chlorotoluene	101
1,2-Dichlorobenzene	96
1,2,4-Trichlorobenzene	99
Hexachlorobutadiene	88
Butane	101
Isopentane	97

Container Type: NA - Not Applicable

Surrogates	%Recovery	Method Limits
Toluene-d8	105	70-130
1,2-Dichloroethane-d4	93	70-130
4-Bromofluorobenzene	100	70-130

eurofins | Air Toxics

Client Sample ID: LCSD
Lab ID#: 1207284A-15AA
EPA METHOD TO-15 GC/MS FULL SCAN

File Name:	**2071904**	**Date of Collection: NA**
Dil. Factor:	**1.00**	**Date of Analysis: 7/19/12 11:10 AM**

Compound	%Recovery
Freon 12	96
Freon 114	101
Chloromethane	104
Vinyl Chloride	104
1,3-Butadiene	95
Bromomethane	110
Chloroethane	97
Freon 11	91
Ethanol	82
Freon 113	96
1,1-Dichloroethene	102
Acetone	103
2-Propanol	83
Carbon Disulfide	97
3-Chloropropene	106
Methylene Chloride	96
Methyl tert-butyl ether	96
trans-1,2-Dichloroethene	104
Hexane	94
1,1-Dichloroethane	92
2-Butanone (Methyl Ethyl Ketone)	94
cis-1,2-Dichloroethene	98
Tetrahydrofuran	88
Chloroform	91
1,1,1-Trichloroethane	94
Cyclohexane	99
Carbon Tetrachloride	96
2,2,4-Trimethylpentane	96
Benzene	100
1,2-Dichloroethane	89
Heptane	102
Trichloroethene	104
1,2-Dichloropropane	98
1,4-Dioxane	96
Bromodichloromethane	98
cis-1,3-Dichloropropene	102
4-Methyl-2-pentanone	98
Toluene	100
trans-1,3-Dichloropropene	101
1,1,2-Trichloroethane	97
Tetrachloroethene	94
2-Hexanone	83

eurofins | Air Toxics

Client Sample ID: LCSD

Lab ID#: 1207284A-15AA

EPA METHOD TO-15 GC/MS FULL SCAN

File Name:	**2071904**	**Date of Collection: NA**	
Dil. Factor:	**1.00**	**Date of Analysis: 7/19/12 11:10 AM**	

Compound	%Recovery
Dibromochloromethane	95
1,2-Dibromoethane (EDB)	97
Chlorobenzene	96
Ethyl Benzene	97
m,p-Xylene	98
o-Xylene	97
Styrene	94
Bromoform	98
Cumene	94
1,1,2,2-Tetrachloroethane	94
Propylbenzene	92
4-Ethyltoluene	88
1,3,5-Trimethylbenzene	92
1,2,4-Trimethylbenzene	85
1,3-Dichlorobenzene	96
1,4-Dichlorobenzene	91
alpha-Chlorotoluene	100
1,2-Dichlorobenzene	92
1,2,4-Trichlorobenzene	96
Hexachlorobutadiene	86
Butane	95
Isopentane	90

Container Type: NA - Not Applicable

Surrogates	%Recovery	Method Limits
Toluene-d8	104	70-130
1,2-Dichloroethane-d4	90	70-130
4-Bromofluorobenzene	98	70-130

eurofins

Air Toxics

Client Sample ID: LCS

Lab ID#: 1207284A-15B

EPA METHOD TO-15 GC/MS FULL SCAN

File Name:	**2072003**	**Date of Collection: NA**	
Dil. Factor:	**1.00**	**Date of Analysis: 7/20/12 10:45 AM**	

Compound	%Recovery
Freon 12	97
Freon 114	102
Chloromethane	102
Vinyl Chloride	102
1,3-Butadiene	92
Bromomethane	106
Chloroethane	94
Freon 11	93
Ethanol	78
Freon 113	98
1,1-Dichloroethene	101
Acetone	100
2-Propanol	82
Carbon Disulfide	98
3-Chloropropene	103
Methylene Chloride	95
Methyl tert-butyl ether	96
trans-1,2-Dichloroethene	101
Hexane	91
1,1-Dichloroethane	91
2-Butanone (Methyl Ethyl Ketone)	96
cis-1,2-Dichloroethene	97
Tetrahydrofuran	87
Chloroform	92
1,1,1-Trichloroethane	96
Cyclohexane	97
Carbon Tetrachloride	99
2,2,4-Trimethylpentane	91
Benzene	99
1,2-Dichloroethane	92
Heptane	101
Trichloroethene	104
1,2-Dichloropropane	98
1,4-Dioxane	97
Bromodichloromethane	100
cis-1,3-Dichloropropene	103
4-Methyl-2-pentanone	97
Toluene	98
trans-1,3-Dichloropropene	106
1,1,2-Trichloroethane	101
Tetrachloroethene	98
2-Hexanone	82

eurofins | Air Toxics

Client Sample ID: LCS

Lab ID#: 1207284A-15B

EPA METHOD TO-15 GC/MS FULL SCAN

File Name:	**2072003**	**Date of Collection: NA**	
Dil. Factor:	**1.00**	**Date of Analysis: 7/20/12 10:45 AM**	

Compound	%Recovery
Dibromochloromethane	101
1,2-Dibromoethane (EDB)	101
Chlorobenzene	97
Ethyl Benzene	96
m,p-Xylene	93
o-Xylene	90
Styrene	87
Bromoform	103
Cumene	90
1,1,2,2-Tetrachloroethane	100
Propylbenzene	84
4-Ethyltoluene	78
1,3,5-Trimethylbenzene	78
1,2,4-Trimethylbenzene	72
1,3-Dichlorobenzene	89
1,4-Dichlorobenzene	81
alpha-Chlorotoluene	100
1,2-Dichlorobenzene	84
1,2,4-Trichlorobenzene	78
Hexachlorobutadiene	80
Butane	95
Isopentane	89

Container Type: NA - Not Applicable

Surrogates	%Recovery	Method Limits
Toluene-d8	103	70-130
1,2-Dichloroethane-d4	91	70-130
4-Bromofluorobenzene	95	70-130

eurofins | Air Toxics

Client Sample ID: LCSD

Lab ID#: 1207284A-15BB

EPA METHOD TO-15 GC/MS FULL SCAN

File Name:	**2072004**	**Date of Collection: NA**	
Dil. Factor:	**1.00**	**Date of Analysis: 7/20/12 11:18 AM**	

Compound	%Recovery
Freon 12	97
Freon 114	101
Chloromethane	101
Vinyl Chloride	104
1,3-Butadiene	93
Bromomethane	109
Chloroethane	95
Freon 11	93
Ethanol	82
Freon 113	99
1,1-Dichloroethene	102
Acetone	102
2-Propanol	83
Carbon Disulfide	100
3-Chloropropene	106
Methylene Chloride	96
Methyl tert-butyl ether	98
trans-1,2-Dichloroethene	104
Hexane	93
1,1-Dichloroethane	93
2-Butanone (Methyl Ethyl Ketone)	95
cis-1,2-Dichloroethene	100
Tetrahydrofuran	88
Chloroform	92
1,1,1-Trichloroethane	97
Cyclohexane	99
Carbon Tetrachloride	100
2,2,4-Trimethylpentane	94
Benzene	100
1,2-Dichloroethane	91
Heptane	101
Trichloroethene	104
1,2-Dichloropropane	96
1,4-Dioxane	94
Bromodichloromethane	100
cis-1,3-Dichloropropene	104
4-Methyl-2-pentanone	96
Toluene	100
trans-1,3-Dichloropropene	101
1,1,2-Trichloroethane	98
Tetrachloroethene	95
2-Hexanone	81

eurofins | Air Toxics

Client Sample ID: LCSD

Lab ID#: 1207284A-15BB

EPA METHOD TO-15 GC/MS FULL SCAN

File Name:	**2072004**	**Date of Collection: NA**	
Dil. Factor:	**1.00**	**Date of Analysis: 7/20/12 11:18 AM**	

Compound	%Recovery
Dibromochloromethane	98
1,2-Dibromoethane (EDB)	98
Chlorobenzene	97
Ethyl Benzene	96
m,p-Xylene	96
o-Xylene	93
Styrene	90
Bromoform	100
Cumene	93
1,1,2,2-Tetrachloroethane	97
Propylbenzene	88
4-Ethyltoluene	82
1,3,5-Trimethylbenzene	84
1,2,4-Trimethylbenzene	79
1,3-Dichlorobenzene	92
1,4-Dichlorobenzene	86
alpha-Chlorotoluene	100
1,2-Dichlorobenzene	89
1,2,4-Trichlorobenzene	86
Hexachlorobutadiene	84
Butane	100
Isopentane	90

Container Type: NA - Not Applicable

Surrogates	%Recovery	Method Limits
Toluene-d8	104	70-130
1,2-Dichloroethane-d4	92	70-130
4-Bromofluorobenzene	95	70-130

1207284

Shell Oil Products Chain Of Custody Record

URS

Air Toxics LTD. Project Name: Roxana Soil Vapor Project # 21562735.00013 Lab Vendor #	Please Check Appropriate Box: ☑ ENV. SERVICES ☐ MOTIVA RETAIL ☐ SHELL RETAIL ☐ MOTIVA S/B&M ☐ CONSULTANT ☐ LUBES ☐ SHELL PIPELINE ☐ OTHER	Print Bill To Contact Name: Robert Mooshegian PO #:	INCIDENT # (ENV. SERVICES) 9 7 2 1 6 6 4 0 SAP # 3 4 0 0 6 1
☐ CHECK IF NO INCIDENT # APPLIES DATE 07/13/12 PAGE 1 of 1			

SAMPLING COMPANY: URS CORPORATION

LOG CODE:

SITE ADDRESS (Street and City): 900 SOUTH CENTRAL AVE – ROXANA

State: IL

ACCNT/PROJ NO:

ADDRESS: 1001 HIGHLANDS PLAZA DRIVE WEST - SUITE 300 ST. LOUIS, MO 63110

EDF DELIVERABLE TO (Name, Company, Office Location): Elizabeth Kunkel, URS, St. Louis

PHONE NO: 314-743-4178

E-MAIL:

CONSULTANT PROJECT NAME: Roxana Soil Vapor

Laboratory Address: Air Toxics, LTD 180 Blue Ravine Road, Suite B, Folsom, CA 95630-4719

TELEPHONE:

FAX: 314-429-0462

EDF to Consultant E-MAIL:

M. Currier, C Williams, C Kretzer, M. Mittermeyer, J. Jackson

TURNAROUND TIME (CALENDAR DAYS): ☑ STANDARD (14 DAY) ☐ 5 DAYS ☐ 3 DAYS ☐ 2 DAYS ☐ 24 HOURS ☐ RESULTS NEEDED ON WEEKEND

REQUESTED ANALYSIS

☐ LA - RWQCB REPORT FORMAT ☑ UST AGENCY:

DELIVERABLES: ☐ LEVEL 1 ☐ LEVEL 2 ☐ LEVEL 3 ☑ LEVEL 4 ☐ OTHER (SPECIFY)

☑ SHELL CONTRACT RATE APPLIES
☐ STATE REIMBURSEMENT RATE APPLIES
☐ EDD NOT NEEDED
☑ RECEIPT VERIFICATION REQUESTED

Turn Around Time: ☑ Normal ☐ Rush ☐ Specify

Lab Use Only
Pressurized by:
Date:
Pressurization Gas: N_2 He

LAB USE ONLY	Field Sample Identification	SAMPLING DATE	SAMPLING TIME	Canister Number	Canister Pressure/Vacuum Initial	Final	Receipt	Final (psi)	Modified TO-15 + Butane & Isopentane	ASTM D-1946 + Helium	ASTM D-1946					
01A	VMP-22-10-070912	07/09/12	1026-1053	1033	-30	-11			X	X						
02A	VMP-22-10-070912-Dup	07/09/12	1026-1053	36563	-30	-10.5			X	X						
03A	VMP-22-18-070912	07/09/12	1113-1148	37702	-30	-10			X	X						
04A	VMP-22-36-070912	07/09/12	1209-1243	8028	-30	-9.5			X	X						
05A	VMP-23-5-070912	07/09/12	1436-1525	1043	-28	-8			X	X						
06A	VMP-23-10-070912	07/09/12	1550-1625	6160	-28	-2			X	X						
07A	VMP-23-25-071012	07/10/12	1310-1340	36410	-30	-11			X	X						
08A	VMP-23-40-071012	07/10/12	1410-1448	36507	-29	-10			X	X						
09A	VMP-24-5-071212	07/12/12	0852-0928	35596	-29.5	-7			X	X						
10A	VMP-24-10-071212	07/12/12	0957-1034	29771	-29.5	-9.5			X	X						

ADDITIONAL NOTES:

- 14 day hold time
- Report results between MDL and RL
- Level IV ECVP

Relinquished by (Signature)	Received by (Signature) FEDEX	Date 7/13/12	Time 1600
Relinquished by (Signature)	Received by (Signature) B. Shuttleworth 7/16/12 0930	Date	Time
Relinquished by (Signature)	Received by (Signature)	Date	Time

05/2006 Revision

Custody Seal Intact?
(Y) N None Temp N/A
Fedex

1207284

Shell Oil Products Chain Of Custody Record

URS

Air Toxics LTD.
Project Name: Roxana Soil Vapor
Project # 21562735.00013
Lab Vendor #

Please Check Appropriate Box:
☑ ENV. SERVICES ☐ MOTIVA RETAIL ☐ SHELL RETAIL
☐ MOTIVA SOACH ☐ CONSULTANT ☐ LUBES
☐ SHELL PIPELINE ☐ OTHER

Print Bill To Contact Name: Robert Mooshegan
PO #:
INCIDENT # (ENV SERVICES): 9 7 2 1 5 6 4 0
☐ CHECK IF NO INCIDENT # APPLIES
SAP #: 3 4 0 0 6 1
DATE 07/13/12
PAGE 1 of 1

SAMPLING COMPANY: URS CORPORATION
LOG CODE:
SITE ADDRESS: Street and City: 900 SOUTH CENTRAL AVE – ROXANA
State: IL
GLOBAL ID NO:
ADDRESS: 1001 HIGHLANDS PLAZA DRIVE WEST - SUITE 300; ST. LOUIS, MO 63110
EDF DELIVERABLE TO (Name, Company, Office Location): Elizabeth Kunkel, URS, St. Louis
PHONE NO: 314-743-4179
E-MAIL:
CONSULTANT PROJECT NAME: Roxana Soil Vapor
LABORATORY ADDRESS: Air Toxics, LTD 180 Blue Ravine Road, Suite B, Folsom, CA 95630-4719
M. Currier, C Williams, C Kretzer, M Mittermeyer, J Jackson
TELEPHONE:
FAX: 314-429-0462
QA To Contact E-MAIL:

TURNAROUND TIME (CALENDAR DAYS)
☑ STANDARD (14 DAY) ☐ 5 DAYS ☐ 3 DAYS ☐ 2 DAYS ☐ 24 HOURS ☐ RESULTS NEEDED ON WEEKEND

REQUESTED ANALYSIS

☐ LA - RWQCB REPORT FORMAT ☑ UST AGENCY:
DELIVERABLES ☐ LEVEL 1 ☐ LEVEL 2 ☐ LEVEL 3 ☑ LEVEL 4 ☐ OTHER (SPECIFY)

☑ SHELL CONTRACT RATE APPLIES
☐ STATE REIMBURSEMENT RATE APPLIES
☐ EDD NOT NEEDED
☑ RECEIPT VERIFICATION REQUESTED

LAB USE ONLY	Field Sample Identification	SAMPLING DATE	SAMPLING TIME	Canister Number	Canister Pressure/Vacuum Initial	Final	Receipt	Final (psi)	Modified TO-15 + Butane & Isopentane	ASTM D-1946 + Helium	ASTM D-1946
1A	VMP-24-22-071212	07/12/12	1055-1127	11895	-28	-9.5			X	X	
2A	VMP-24-34-071212	07/12/12	1201-1238	36078	-29.5	-6			X	X	
									X	X	
									X	X	
									X	X	
									X	X	
									X	X	
									X	X	
									X	X	
									X	X	

Turn Around Time: ☑ Normal ☐ Rush
Specify

Lab Use Only
Pressurized by:
Date:
Pressurization Gas: N_2 He

ADDITIONAL NOTES:
- 14 day hold time
- Report results between MDL and RL
- Level IV ECVP

7/13/12

Relinquished by (Signature)	Received by (Signature)	Date	Time
	FEDEX	7/13/12	1600
Relinquished by (Signature)	Received by (Signature) B Whittaker 7/16/12 0930	Date	Time
Relinquished by (Signature)	Received by (Signature)	Date	Time

Custody Seal Intact?
(Y) N None Temp N/A
Fedex

05/2006 Revision

eurofins | Air Toxics

7/27/2012
Ms. Elizabeth Kunkel
URS Corporation
1001 Highlands Plaza Dr. West
Suite 300
St. Louis MO 63110

Project Name: Roxana Soil Vapor
Project #: 21562735.00013
Workorder #: 1207284B

Dear Ms. Elizabeth Kunkel

The following report includes the data for the above referenced project for sample(s) received on 7/16/2012 at Air Toxics Ltd.

The data and associated QC analyzed by Modified ASTM D-1946 are compliant with the project requirements or laboratory criteria with the exception of the deviations noted in the attached case narrative.

Thank you for choosing Air Toxics Ltd. for your air analysis needs. Air Toxics Ltd. is committed to providing accurate data of the highest quality. Please feel free to contact the Project Manager: Kelly Buettner at 916-985-1000 if you have any questions regarding the data in this report.

Regards,

Kelly Buettner

Project Manager

eurofins | Air Toxics

WORK ORDER #: 1207284B

Work Order Summary

CLIENT:	Ms. Elizabeth Kunkel URS Corporation 1001 Highlands Plaza Dr. West Suite 300 St. Louis, MO 63110	**BILL TO:**	Accounts Payable Austin URS Corporation P.O. BOX 203970 Austin, TX 78720-1088
PHONE:	314-743-4179	**P.O. #**	21562735.00012
FAX:		**PROJECT #**	21562735.00013 Roxana Soil Vapor
DATE RECEIVED:	07/16/2012	**CONTACT:**	Kelly Buettner
DATE COMPLETED:	07/27/2012		

FRACTION #	NAME	TEST	RECEIPT VAC./PRES.	FINAL PRESSURE
01A	VMP-22-10-070912	Modified ASTM D-1946	11.5 "Hg	5 psi
02A	VMP-22-10-070912-Dup	Modified ASTM D-1946	11.0 "Hg	5 psi
03A	VMP-22-18-070912	Modified ASTM D-1946	11.0 "Hg	5 psi
04A	VMP-22-38-070912	Modified ASTM D-1946	10.5 "Hg	5 psi
05A	VMP-23-5-070912	Modified ASTM D-1946	6.5 "Hg	5 psi
06A	VMP-23-10-070912	Modified ASTM D-1946	4.0 "Hg	5 psi
07A	VMP-23-25-071012	Modified ASTM D-1946	13.5 "Hg	5 psi
08A	VMP-23-40-071012	Modified ASTM D-1946	10.5 "Hg	5 psi
09A	VMP-24-5-071212	Modified ASTM D-1946	8.0 "Hg	5 psi
10A	VMP-24-10-071212	Modified ASTM D-1946	11.0 "Hg	5 psi
11A	VMP-24-22-071212	Modified ASTM D-1946	11.5 "Hg	5 psi
12A	VMP-24-34-071212	Modified ASTM D-1946	7.5 "Hg	5 psi
13A	Lab Blank	Modified ASTM D-1946	NA	NA
13B	Lab Blank	Modified ASTM D-1946	NA	NA
14A	LCS	Modified ASTM D-1946	NA	NA
14AA	LCSD	Modified ASTM D-1946	NA	NA

CERTIFIED BY: Heidi Isaacs DATE: 07/27/12

Technical Director

Certfication numbers: AZ Licensure AZ0719, CA NELAP - 02110CA, LA NELAP - 02089, NY NELAP - 11291, TX NELAP - T104704434-11-3, UT NELAP -CA009332011-1, WA NELAP - C935
Name of Accrediting Agency: NELAP/Florida Department of Health, Scope of Application: Clean Air Act, Accreditation number: E87680, Effective date: 07/01/11 , Expiration date: 06/30/12.
Air Toxics Ltd. certifies that the test results contained in this report meet all requirements of the NELAC standards

This report shall not be reproduced, except in full, without the written approval of Eurofins | Air Toxics, Inc

180 BLUE RAVINE ROAD, SUITE B FOLSOM, CA - 95630
(916) 985-1000 , (800) 985-5955 , FAX (916) 985-1020

LABORATORY NARRATIVE
Modified ASTM D-1946
URS Corporation
Workorder# 1207284B

Twelve 1 Liter Summa Canister samples were received on July 16, 2012. The laboratory performed analysis via Modified ASTM Method D-1946 for Methane and fixed gases in air using GC/FID or GC/TCD. The method involves direct injection of 1.0 mL of sample.

On the analytical column employed for this analysis, Oxygen coelutes with Argon. The corresponding peak is quantitated as Oxygen.

Since Nitrogen is used to pressurize samples, the reported Nitrogen values are calculated by adding all the sample components and subtracting from 100%.

Method modifications taken to run these samples are summarized in the table below. Specific project requirements may over-ride the ATL modifications.

Requirement	*ASTM D-1946*	*ATL Modifications*
Calibration	A single point calibration is performed using a reference standard closely matching the composition of the unknown.	A 3-point calibration curve is performed. Quantitation is based on a daily calibration standard which may or may not resemble the composition of the associated samples.
Reference Standard	The composition of any reference standard must be known to within 0.01 mol % for any component.	The standards used by ATL are blended to a >/= 95% accuracy.
Sample Injection Volume	Components whose concentrations are in excess of 5 % should not be analyzed by using sample volumes greater than 0.5 mL.	The sample container is connected directly to a fixed volume sample loop of 1.0 mL on the GC. Linear range is defined by the calibration curve. Bags are loaded by vacuum.
Normalization	Normalize the mole percent values by multiplying each value by 100 and dividing by the sum of the original values. The sum of the original values should not differ from 100% by more than 1.0%.	Results are not normalized. The sum of the reported values can differ from 100% by as much as 15%, either due to analytical variability or an unusual sample matrix.
Precision	Precision requirements established at each concentration level.	Duplicates should agree within 25% RPD for detections > 5 X's the RL.

Receiving Notes

There were no receiving discrepancies.

Analytical Notes

As per project specific client request the laboratory has reported estimated values for target compound hits that are below the Reporting Limit but greater than the Method Detection Limit.

Definition of Data Qualifying Flags

Seven qualifiers may have been used on the data analysis sheets and indicate as follows:
B - Compound present in laboratory blank greater than reporting limit.
J - Estimated value.
E - Exceeds instrument calibration range.
S - Saturated peak.
Q - Exceeds quality control limits.
U - Compound analyzed for but not detected above the detection limit.
M - Reported value may be biased due to apparent matrix interferences.
File extensions may have been used on the data analysis sheets and indicates as follows:
a-File was requantified
b-File was quantified by a second column and detector
r1-File was requantified for the purpose of reissue

eurofins

Air Toxics

Summary of Detected Compounds
NATURAL GAS ANALYSIS BY MODIFIED ASTM D-1946

Client Sample ID: VMP-22-10-070912

Lab ID#: 1207284B-01A

Compound	Rpt. Limit (%)	Amount (%)
Oxygen	0.22	18
Nitrogen	0.22	78
Methane	0.00022	0.000027 J
Carbon Dioxide	0.022	3.4
Helium	0.11	0.044 J

Client Sample ID: VMP-22-10-070912-Dup

Lab ID#: 1207284B-02A

Compound	Rpt. Limit (%)	Amount (%)
Oxygen	0.21	18
Nitrogen	0.21	78
Methane	0.00021	0.000029 J
Carbon Dioxide	0.021	3.5
Helium	0.11	0.043 J

Client Sample ID: VMP-22-18-070912

Lab ID#: 1207284B-03A

Compound	Rpt. Limit (%)	Amount (%)
Oxygen	0.21	17
Nitrogen	0.21	78
Methane	0.00021	0.000019 J
Carbon Dioxide	0.021	5.0
Helium	0.11	0.092 J

Client Sample ID: VMP-22-38-070912

Lab ID#: 1207284B-04A

Compound	Rpt. Limit (%)	Amount (%)
Oxygen	0.21	15
Nitrogen	0.21	78

eurofins | Air Toxics

Summary of Detected Compounds
NATURAL GAS ANALYSIS BY MODIFIED ASTM D-1946

Client Sample ID: VMP-22-38-070912

Lab ID#: 1207284B-04A

Methane	0.00021	0.000019 J
Carbon Dioxide	0.021	6.7
Helium	0.10	0.077 J

Client Sample ID: VMP-23-5-070912

Lab ID#: 1207284B-05A

Compound	Rpt. Limit (%)	Amount (%)
Oxygen	0.17	20
Nitrogen	0.17	78
Methane	0.00017	0.00028
Carbon Dioxide	0.017	1.5
Helium	0.086	0.14

Client Sample ID: VMP-23-10-070912

Lab ID#: 1207284B-06A

Compound	Rpt. Limit (%)	Amount (%)
Oxygen	0.16	20
Nitrogen	0.16	78
Methane	0.00016	0.000093 J
Carbon Dioxide	0.016	1.6
Helium	0.078	0.036 J

Client Sample ID: VMP-23-25-071012

Lab ID#: 1207284B-07A

Compound	Rpt. Limit (%)	Amount (%)
Oxygen	0.24	16
Nitrogen	0.24	79
Carbon Dioxide	0.024	4.4
Helium	0.12	0.17

eurofins

Air Toxics

Summary of Detected Compounds
NATURAL GAS ANALYSIS BY MODIFIED ASTM D-1946

Client Sample ID: VMP-23-40-071012

Lab ID#: 1207284B-08A

Compound	Rpt. Limit (%)	Amount (%)
Oxygen	0.21	12
Nitrogen	0.21	49
Methane	0.00021	0.00014 J
Carbon Dioxide	0.021	0.041
Helium	0.10	39

Client Sample ID: VMP-24-5-071212

Lab ID#: 1207284B-09A

Compound	Rpt. Limit (%)	Amount (%)
Oxygen	0.18	17
Nitrogen	0.18	78
Methane	0.00018	0.00011 J
Carbon Dioxide	0.018	4.9
Helium	0.092	0.037 J

Client Sample ID: VMP-24-10-071212

Lab ID#: 1207284B-10A

Compound	Rpt. Limit (%)	Amount (%)
Oxygen	0.21	15
Nitrogen	0.21	78
Methane	0.00021	0.000027 J
Carbon Dioxide	0.021	7.2
Helium	0.11	0.11

Client Sample ID: VMP-24-22-071212

Lab ID#: 1207284B-11A

Compound	Rpt. Limit (%)	Amount (%)
Oxygen	0.22	15
Nitrogen	0.22	78

eurofins

Air Toxics

Summary of Detected Compounds
NATURAL GAS ANALYSIS BY MODIFIED ASTM D-1946

Client Sample ID: VMP-24-22-071212

Lab ID#: 1207284B-11A

Methane	0.00022	0.000028 J
Carbon Dioxide	0.022	7.3
Helium	0.11	0.083 J

Client Sample ID: VMP-24-34-071212

Lab ID#: 1207284B-12A

Compound	Rpt. Limit (%)	Amount (%)
Oxygen	0.18	15
Nitrogen	0.18	78
Methane	0.00018	0.000054 J
Carbon Dioxide	0.018	6.7
Helium	0.090	0.048 J

eurofins

Air Toxics

Client Sample ID: VMP-22-10-070912

Lab ID#: 1207284B-01A

NATURAL GAS ANALYSIS BY MODIFIED ASTM D-1946

File Name:	9071905	Date of Collection:	7/9/12 10:53:00 AM
Dil. Factor:	2.17	Date of Analysis:	7/19/12 10:46 AM

Compound	Rpt. Limit (%)	Amount (%)
Oxygen	0.22	18
Nitrogen	0.22	78
Carbon Monoxide	0.022	Not Detected
Methane	0.00022	0.000027 J
Carbon Dioxide	0.022	3.4
Ethane	0.0022	Not Detected
Ethene	0.0022	Not Detected
Helium	0.11	0.044 J

J = Estimated value.

Container Type: 1 Liter Summa Canister

eurofins | Air Toxics

Client Sample ID: VMP-22-10-070912-Dup

Lab ID#: 1207284B-02A

NATURAL GAS ANALYSIS BY MODIFIED ASTM D-1946

File Name:	9071906	Date of Collection:	7/9/12 10:53:00 AM
Dil. Factor:	2.12	Date of Analysis:	7/19/12 11:08 AM

Compound	Rpt. Limit (%)	Amount (%)
Oxygen	0.21	18
Nitrogen	0.21	78
Carbon Monoxide	0.021	Not Detected
Methane	0.00021	0.000029 J
Carbon Dioxide	0.021	3.5
Ethane	0.0021	Not Detected
Ethene	0.0021	Not Detected
Helium	0.11	0.043 J

J = Estimated value.

Container Type: 1 Liter Summa Canister

eurofins

Air Toxics

Client Sample ID: VMP-22-18-070912

Lab ID#: 1207284B-03A

NATURAL GAS ANALYSIS BY MODIFIED ASTM D-1946

File Name:	**9071907**	**Date of Collection: 7/9/12 11:48:00 AM**	
Dil. Factor:	**2.12**	**Date of Analysis: 7/19/12 12:14 PM**	

Compound	Rpt. Limit (%)	Amount (%)
Oxygen	0.21	17
Nitrogen	0.21	78
Carbon Monoxide	0.021	Not Detected
Methane	0.00021	0.000019 J
Carbon Dioxide	0.021	5.0
Ethane	0.0021	Not Detected
Ethene	0.0021	Not Detected
Helium	0.11	0.092 J

J = Estimated value.

Container Type: 1 Liter Summa Canister

eurofins | Air Toxics

Client Sample ID: VMP-22-38-070912

Lab ID#: 1207284B-04A

NATURAL GAS ANALYSIS BY MODIFIED ASTM D-1946

File Name:	**9071908**	**Date of Collection: 7/9/12 12:43:00 PM**	
Dil. Factor:	**2.06**	**Date of Analysis: 7/19/12 12:40 PM**	

Compound	Rpt. Limit (%)	Amount (%)
Oxygen	0.21	15
Nitrogen	0.21	78
Carbon Monoxide	0.021	Not Detected
Methane	0.00021	0.000019 J
Carbon Dioxide	0.021	6.7
Ethane	0.0021	Not Detected
Ethene	0.0021	Not Detected
Helium	0.10	0.077 J

J = Estimated value.

Container Type: 1 Liter Summa Canister

eurofins

Air Toxics

Client Sample ID: VMP-23-5-070912

Lab ID#: 1207284B-05A

NATURAL GAS ANALYSIS BY MODIFIED ASTM D-1946

File Name:	9071909	Date of Collection:	7/9/12 3:25:00 PM
Dil. Factor:	1.71	Date of Analysis:	7/19/12 01:12 PM

Compound	Rpt. Limit (%)	Amount (%)
Oxygen	0.17	20
Nitrogen	0.17	78
Carbon Monoxide	0.017	Not Detected
Methane	0.00017	0.00028
Carbon Dioxide	0.017	1.5
Ethane	0.0017	Not Detected
Ethene	0.0017	Not Detected
Helium	0.086	0.14

Container Type: 1 Liter Summa Canister

eurofins | Air Toxics

Client Sample ID: VMP-23-10-070912

Lab ID#: 1207284B-06A

NATURAL GAS ANALYSIS BY MODIFIED ASTM D-1946

File Name:	**9071910**	**Date of Collection:**	**7/9/12 4:25:00 PM**
Dil. Factor:	**1.55**	**Date of Analysis:**	**7/19/12 02:08 PM**

Compound	Rpt. Limit (%)	Amount (%)
Oxygen	0.16	20
Nitrogen	0.16	78
Carbon Monoxide	0.016	Not Detected
Methane	0.00016	0.000093 J
Carbon Dioxide	0.016	1.6
Ethane	0.0016	Not Detected
Ethene	0.0016	Not Detected
Helium	0.078	0.036 J

J = Estimated value.

Container Type: 1 Liter Summa Canister

eurofins

Air Toxics

Client Sample ID: VMP-23-25-071012

Lab ID#: 1207284B-07A

NATURAL GAS ANALYSIS BY MODIFIED ASTM D-1946

File Name:	**9071911**	**Date of Collection: 7/10/12 1:40:00 PM**	
Dil. Factor:	**2.44**	**Date of Analysis: 7/19/12 02:31 PM**	

Compound	Rpt. Limit (%)	Amount (%)
Oxygen	0.24	16
Nitrogen	0.24	79
Carbon Monoxide	0.024	Not Detected
Methane	0.00024	Not Detected
Carbon Dioxide	0.024	4.4
Ethane	0.0024	Not Detected
Ethene	0.0024	Not Detected
Helium	0.12	0.17

Container Type: 1 Liter Summa Canister

eurofins | Air Toxics

Client Sample ID: VMP-23-40-071012

Lab ID#: 1207284B-08A

NATURAL GAS ANALYSIS BY MODIFIED ASTM D-1946

File Name:	**9071912**	**Date of Collection:**	**7/10/12 2:48:00 PM**
Dil. Factor:	**2.06**	**Date of Analysis:**	**7/19/12 02:53 PM**

Compound	Rpt. Limit (%)	Amount (%)
Oxygen	0.21	12
Nitrogen	0.21	49
Carbon Monoxide	0.021	Not Detected
Methane	0.00021	0.00014 J
Carbon Dioxide	0.021	0.041
Ethane	0.0021	Not Detected
Ethene	0.0021	Not Detected
Helium	0.10	39

J = Estimated value.

Container Type: 1 Liter Summa Canister

eurofins

Air Toxics

Client Sample ID: VMP-24-5-071212

Lab ID#: 1207284B-09A

NATURAL GAS ANALYSIS BY MODIFIED ASTM D-1946

File Name:	9071913	Date of Collection:	7/12/12 9:28:00 AM
Dil. Factor:	1.83	Date of Analysis:	7/19/12 03:16 PM

Compound	Rpt. Limit (%)	Amount (%)
Oxygen	0.18	17
Nitrogen	0.18	78
Carbon Monoxide	0.018	Not Detected
Methane	0.00018	0.00011 J
Carbon Dioxide	0.018	4.9
Ethane	0.0018	Not Detected
Ethene	0.0018	Not Detected
Helium	0.092	0.037 J

J = Estimated value.

Container Type: 1 Liter Summa Canister

eurofins | Air Toxics

Client Sample ID: VMP-24-10-071212

Lab ID#: 1207284B-10A

NATURAL GAS ANALYSIS BY MODIFIED ASTM D-1946

File Name:	**9071914**	**Date of Collection:**	**7/12/12 10:34:00 AM**
Dil. Factor:	**2.12**	**Date of Analysis:**	**7/19/12 03:38 PM**

Compound	Rpt. Limit (%)	Amount (%)
Oxygen	0.21	15
Nitrogen	0.21	78
Carbon Monoxide	0.021	Not Detected
Methane	0.00021	0.000027 J
Carbon Dioxide	0.021	7.2
Ethane	0.0021	Not Detected
Ethene	0.0021	Not Detected
Helium	0.11	0.11

J = Estimated value.

Container Type: 1 Liter Summa Canister

eurofins

Air Toxics

Client Sample ID: VMP-24-22-071212

Lab ID#: I207284B-11A

NATURAL GAS ANALYSIS BY MODIFIED ASTM D-1946

File Name:	**9071915**	**Date of Collection:**	**7/12/12 11:27:00 AM**
Dil. Factor:	**2.17**	**Date of Analysis:**	**7/19/12 04:05 PM**

Compound	Rpt. Limit (%)	Amount (%)
Oxygen	0.22	15
Nitrogen	0.22	78
Carbon Monoxide	0.022	Not Detected
Methane	0.00022	0.000028 J
Carbon Dioxide	0.022	7.3
Ethane	0.0022	Not Detected
Ethene	0.0022	Not Detected
Helium	0.11	0.083 J

J = Estimated value.

Container Type: 1 Liter Summa Canister

eurofins

Air Toxics

Client Sample ID: VMP-24-34-071212

Lab ID#: 1207284B-12A

NATURAL GAS ANALYSIS BY MODIFIED ASTM D-1946

File Name:	9071916	Date of Collection:	7/12/12 12:38:00 PM
Dil. Factor:	1.79	Date of Analysis:	7/19/12 04:35 PM

Compound	Rpt. Limit (%)	Amount (%)
Oxygen	0.18	15
Nitrogen	0.18	78
Carbon Monoxide	0.018	Not Detected
Methane	0.00018	0.000054 J
Carbon Dioxide	0.018	6.7
Ethane	0.0018	Not Detected
Ethene	0.0018	Not Detected
Helium	0.090	0.048 J

J = Estimated value.

Container Type: 1 Liter Summa Canister

eurofins | Air Toxics

Client Sample ID: Lab Blank

Lab ID#: 1207284B-13A

NATURAL GAS ANALYSIS BY MODIFIED ASTM D-1946

File Name:	**9071904a**	**Date of Collection: NA**	
Dil. Factor:	**1.00**	**Date of Analysis: 7/19/12 10:17 AM**	

Compound	Rpt. Limit (%)	Amount (%)
Oxygen	0.10	0.016 J
Nitrogen	0.10	0.082 J
Carbon Monoxide	0.010	Not Detected
Methane	0.00010	Not Detected
Carbon Dioxide	0.010	Not Detected
Ethane	0.0010	Not Detected
Ethene	0.0010	Not Detected

J = Estimated value.

Container Type: NA - Not Applicable

eurofins | Air Toxics

Client Sample ID: Lab Blank

Lab ID#: 1207284B-13B

NATURAL GAS ANALYSIS BY MODIFIED ASTM D-1946

File Name:	9071903b	Date of Collection: NA	
Dil. Factor:	1.00	Date of Analysis: 7/19/12 08:41 AM	

Compound	Rpt. Limit (%)	Amount (%)
Helium	0.050	Not Detected

Container Type: NA - Not Applicable

eurofins | Air Toxics

Client Sample ID: LCS

Lab ID#: 1207284B-14A

NATURAL GAS ANALYSIS BY MODIFIED ASTM D-1946

File Name:	**9071902**	**Date of Collection: NA**	
Dil. Factor:	**1.00**	**Date of Analysis: 7/19/12 08:15 AM**	

Compound	%Recovery
Oxygen	101
Nitrogen	100
Carbon Monoxide	98
Methane	98
Carbon Dioxide	100
Ethane	100
Ethene	97
Helium	101

Container Type: NA - Not Applicable

eurofins

Air Toxics

Client Sample ID: LCSD

Lab ID#: 1207284B-14AA

NATURAL GAS ANALYSIS BY MODIFIED ASTM D-1946

File Name:	**9071926**	**Date of Collection: NA**	
Dil. Factor:	**1.00**	**Date of Analysis: 7/19/12 09:23 PM**	

Compound	%Recovery
Oxygen	99
Nitrogen	100
Carbon Monoxide	97
Methane	99
Carbon Dioxide	101
Ethane	101
Ethene	98
Helium	101

Container Type: NA - Not Applicable

1207284

Shell Oil Products Chain Of Custody Record

URS

Air Toxics LTD.
Project Name: Roxana Soil Vapor
Project # 21562735.00013

Lab Vendor #

Please Check Appropriate Box:
☑ ENV. SERVICES ☐ MOTIVA RETAIL ☐ SHELL RETAIL
☐ MOTIVA SUBCM ☐ CONSULTANT ☐ LUBES
☐ SHELL PIPELINE ☐ OTHER _____

Print Bill To Contact Name: Robert Moosheguan

INCIDENT # (ENV SERVICES) 9 7 2 1 6 6 4 0

☐ CHECK IF NO INCIDENT # APPLIES

DATE 07/13/12

PAGE 1 of 1

PO #

SAP # 3 4 0 0 6 1

SAMPLING COMPANY: URS CORPORATION

LOG CODE:

SITE ADDRESS, Street and City: 900 SOUTH CENTRAL AVE -- ROXANA

State: IL

ADDRESS: 1001 HIGHLANDS PLAZA DRIVE WEST - SUITE 300 ST LOUIS, MO 63110

EDF DELIVERABLE TO (Name, Company, Office Location): Elizabeth Kunkel, URS, St. Louis

PHONE NO.: 314-743-4178

E-MAIL:

CONSULTANT PROJECT NAME#: Roxana Soil Vapor

Laboratory Address: Air Toxics, LTD 180 Blue Ravine Road, Suite B, Folsom, CA 95630-4719

M. Currier, C Williams, C Kretzer, M Mittermeyer, J Jackson

TELEPHONE:

FAX: 314-429-0462

LIST TO CONTACT E-MAIL: [illegible]

TURNAROUND TIME (CALENDAR DAYS):
☑ STANDARD (14 DAY) ☐ 5 DAYS ☐ 3 DAYS ☐ 2 DAYS ☐ 24 HOURS ☐ RESULTS NEEDED ON WEEKEND

☐ LA - RWQCB REPORT FORMAT ☑ UST AGENCY:

DELIVERABLES ☐ LEVEL 1 ☐ LEVEL 2 ☐ LEVEL 3 ☑ LEVEL 4 ☐ OTHER (SPECIFY) _____

☑ SHELL CONTRACT RATE APPLIES
☐ STATE REIMBURSEMENT RATE APPLIES
☐ EDD NOT NEEDED
☑ RECEIPT VERIFICATION REQUESTED

REQUESTED ANALYSIS

Turn Around Time: ☑ Normal ☐ Rush Specify

Lab Use Only
Pressurized by:
Date:
Pressurization Gas: N_2 He

LAB USE ONLY	Field Sample Identification	SAMPLING DATE	SAMPLING TIME	Canister Number	Canister Pressure/Vacuum Initial	Final	Receipt	Final (psi)	Modified TO-15 + Butane & Isopentane	ASTM D-1946 + Helium	ASTM D-1946
01A	VMP-22-10-070912	07/09/12	1020-1053	1033	-30	-11			X	X	
02A	VMP-22-10-070912-Dup	07/09/12	1020-1053	36663	-30	-10.5			X	X	
03A	VMP-22-18-070912	07/09/12	1113-1148	37702	-30	-10			X	X	
04A	VMP-22-38-070912	07/09/12	1208-1243	8028	-30	-9.5			X	X	
05A	VMP-23-5-070912	07/09/12	1435-1525	1043	-28	-8			X	X	
06A	VMP-23-10-070912	07/09/12	1550-1625	6160	-28	-2			X	X	
07A	VMP-23-25-071012	07/10/12	1310-1340	36410	-30	-11			X	X	
08A	VMP-23-40-071012	07/10/12	1410-1448	36507	-29	-10			X	X	
09A	VMP-24-5-071212	07/12/12	0853-0928	35596	-29.5	-7			X	X	
10A	VMP-24-10-071212	07/12/12	0907-1034	20771	-29.5	-9.5			X	X	

ADDITIONAL NOTES:

- 14 day hold time
- Report results between MDL and RL
- Level IV ECVP

Relinquished by (Signature)	Received by (Signature)	Date	Time
[signature]	FEDEX	7/13/12	1600
Relinquished by (Signature)	Received by (Signature) B. Mittelmeier ATL 7/16/12 0930	Date	Time
Relinquished by (Signature)	Received by (Signature)	Date	Time

Custody Seal Intact?
(Y) N None Temp N/A
Fedex

1207384

Shell Oil Products Chain Of Custody Record

URS

Air Toxics LTD. Project Name: Roxana Soil Vapor Project # 21562735.00013 Lab Vendor #	Please Check Appropriate Box: ☑ ENV. SERVICES ☐ MOTIVA RETAIL ☐ SHELL RETAIL ☐ MOTIVA SD&TM ☐ CONSULTANT ☐ LUBES ☐ SHELL PIPELINE ☐ OTHER	Print Bill To Contact Name: Robert Mooshegian PO #	INCIDENT # (ENV SERVICES): 9 7 2 1 5 6 4 0 SAP # 3 4 0 0 6 1
☐ CHECK IF NO INCIDENT # APPLIES	DATE 07/13/12 PAGE: 1 of 1		

SAMPLING COMPANY URS CORPORATION	LOG CODE	SITE ADDRESS Street and City 900 SOUTH CENTRAL AVE -- ROXANA	State IL
ADDRESS 1001 HIGHLANDS PLAZA DRIVE WEST - SUITE 300; ST LOUIS, MO 63110		COP DELIVERABLE TO (Name, Company, Office Location) Elizabeth Kunkel, URS, St. Louis	PHONE NO. 314-743-4179
LABORATORY ADDRESS Air Toxics, LTD 180 Blue Ravine Road, Suite B, Folsom, CA 95630-4719		E-MAIL M. Currier, C Williams, C Kretzer, M Mittermeyer, J Jackson	CONSULTANT PROJECT NAME/# Roxana Soil Vapor
TELEPHONE	FAX 314-429-0462	ON-SITE CONTACT NAME	

TURNAROUND TIME (CALENDAR DAYS):
☑ STANDARD (14 DAY) ☐ 5 DAYS ☐ 3 DAYS ☐ 2 DAYS ☐ 24 HOURS ☐ RESULTS NEEDED ON WEEKEND

☐ LA - RWQCB REPORT FORMAT ☑ UST AGENCY:

DELIVERABLES: ☐ LEVEL 1 ☐ LEVEL 2 ☐ LEVEL 3 ☑ LEVEL 4 ☐ OTHER (SPECIFY) _____

☑ SHELL CONTRACT RATE APPLIES
☐ STATE REIMBURSEMENT RATE APPLIES
☐ EDD NOT NEEDED
☑ RECEIPT VERIFICATION REQUESTED

REQUESTED ANALYSIS

LAB USE ONLY	Field Sample Identification	SAMPLING DATE	SAMPLING TIME	Canister Number	Canister Pressure/Vacuum Initial	Final	Receipt	Final (psi)	Modified TO-15 + Butane & Isopentane	ASTM D-1946 + Helium	ASTM D-1946					
1A	VMP-24-22-071212	07/12/12	1055-1127	11895	-29	-9.5			X	X						
2A	VMP-24-34-071212	07/12/12	1204-1236	36378	-29.5	-6			X	X						
									X	X						
									X	X						
									X	X						
									X	X						
									X	X						
									X	X						
									X	X						
									X	X						

Turn Around Time:
☑ Normal
☐ Rush
Specify

Lab Use Only
Pressurized by:
Date:
Pressurization Gas: N_2 He

ADDITIONAL NOTES:
- 14 day hold time
- Report results between MDL and RL
- Level IV ECVP

Relinquished by: (Signature)	Received by: (Signature) FEDEX	Date 7/13/12	Time 1600
Relinquished by: (Signature)	Received by: (Signature) DWhittaker III 7/16/12 0930	Date	Time
Relinquished by: (Signature)	Received by: (Signature)	Date	Time

Custody Seal Intact?
(Y) N None Temp N/A
Fedex

05/2006 Revision

Roxana Soil Vapor Quarterly – 3rd Quarter 2012 Data Review

Laboratory SDG: 1207455A,B

Data Reviewer: Melissa Mansker

Peer Reviewer: Elizabeth Kunkel

Date Reviewed: 8/24/2012

Guidance: USEPA National Functional Guidelines for Superfund Organic Methods Data Review 2008

Sample Identification	Sample Identification
VMP-1-5-071612	VMP-1-8.5-071612
VMP-2-5-071612	VMP-2-8.5-071612
VMP-2-8.5-071612-Dup	VMP-2-22-071612
VMP-5-5-071312	VMP-6-5-071612
VMP-6-10-07612	VMP-6-31.5-071612
VMP-6-39-071612	VMP-6-39-071612-Dup
VMP-9-25.5-071312	VMP-9-25.5-071312-Dup
VMP-9-38.5-071312	VMP-10-5-071312
VMP-10-10-071312	VMP-10-20-071612
VMP-10-30-071612	VMP-11-5-071912

1.0 Data Package Completeness

Were all items delivered as specified in the QAPP and COC as appropriate?

Yes

2.0 Laboratory Case Narrative \ Cooler Receipt Form

Were problems noted in the laboratory case narrative or cooler receipt form?

Yes, the laboratory case narrative indicated samples VMP-6-31.5-071612, VMP-6-39-071612, and VMP-6-39-071612-Dup were diluted due to high levels of target analytes. Samples VMP-6-39-071612 and VMP-6-39-071612-Dup were diluted and re-analyzed to bring the highest level target analytes within the calibration range of the instrument. Results for the highest level target analytes were reported from the re-analysis diluted runs and the remaining compounds were reported from the original analyses. TO-15 CCV and LCS/LCSD recoveries were outside evaluation criteria. Although not indicated in the laboratory case narrative, analytes were detected in the method blank. Several analytes were qualified due to a greater than two times (2X) the reporting level difference in field duplicate pair VMP-2-8.5-071612/VMP-2-8.5-071612-Dup, and field duplicate RPD outside evaluation criteria in field duplicate pair VMP-9-25.5-071312/VMP-9-25.5-071312-Dup. These issues are addressed further in the appropriate sections below.

No problems were indicated in the cooler receipt form, however the laboratory indicated that the canister identification information for sample VMP-2-5-071612 did not match the COC; canister information was correctly used to report the results.

3.0 Holding Times

Were samples extracted/analyzed within applicable limits?

Yes

4.0 Blank Contamination

Were any analytes detected in the Blanks?

Yes

Blank ID	Parameter	Analyte	Concentration/ Amount
1207455A-21A	TO-15	Carbon disulfide	0.40 ppbv / 1.2 µg/m^3
1207455A-21A	TO-15	Methylene chloride	0.12 ppbv / 0.43 µg/m^3
1207455A-21A	TO-15	1,1,1-Trichloroethane	0.071 ppbv / 0.39 µg/m^3
1207455A-21A	TO-15	2,2,4-Trimethylpentane	0.090 ppbv / 0.42 µg/m^3
1207455A-21A	TO-15	Trichloroethene	0.20 ppbv / 1.0 µg/m^3
1207455A-21A	TO-15	1,2-Dichloropropane	0.087 ppbv / 0.40 µg/m^3
1207455A-21A	TO-15	cis-1,3-Dichloropropene	0.12 ppbv / 0.52 µg/m^3
1207455A-21A	TO-15	Toluene	0.13 ppbv / 0.48 µg/m^3
1207455A-21A	TO-15	trans-1,3-Dichloropropene	0.21 ppbv / 0.96 µg/m^3
1207455A-21A	TO-15	Chlorobenzene	0.39 ppbv / 1.8 µg/m^3
1207455A-21A	TO-15	Ethyl benzene	0.083 ppbv / 0.36 µg/m^3
1207455A-21A	TO-15	m,p-Xylene	0.10 ppbv / 0.43 µg/m^3
1207455A-21A	TO-15	Cumene	0.082 ppbv / 0.40 µg/m^3
1207455A-21A	TO-15	1,1,2,2-Tetrachloroethane	0.094 ppbv / 0.64 µg/m^3
1207455A-21A	TO-15	Propylbenzene	0.091 ppbv / 0.45 µg/m^3
1207455A-21A	TO-15	1,3,5-Trimethylbenzene	0.089 ppbv / 0.44 µg/m^3
1207455A-21A	TO-15	1,2,4-Trimethylbenzene	0.12 ppbv / 0.60 µg/m^3
1207455A-21A	TO-15	1,3-Dichlorobenzene	0.16 ppbv / 0.96 µg/m^3
1207455A-21A	TO-15	1,4-Dichlorobenzene	0.16 ppbv / 0.95 µg/m^3
1207455A-21A	TO-15	alpha-Chlorotoluene	0.11 ppbv / 0.56 µg/m^3
1207455A-21A	TO-15	1,2-Dichlorobenzene	0.12 ppbv / 0.75 µg/m^3
1207455A-21B	TO-15	Bromomethane	0.17 ppbv / 0.67 µg/m^3
1207455A-21B	TO-15	Freon 113	0.13 ppbv / 0.98 µg/m^3
1207455A-21B	TO-15	Carbon disulfide	0.54 ppbv / 1.7 µg/m^3
1207455A-21B	TO-15	Methylene chloride	0.13 ppbv / 0.45 µg/m^3
1207455A-21B	TO-15	Methyl tert-butyl ether	0.19 ppbv / 0.68 µg/m^3
1207455A-21B	TO-15	Hexane	0.088 ppbv / 0.31 µg/m^3
1207455A-21B	TO-15	1,1-Dichloroethane	0.11 ppbv / 0.44 µg/m^3
1207455A-21B	TO-15	Tetrahydrofuran	0.16 ppbv / 0.46 µg/m^3
1207455A-21B	TO-15	Chloroform	0.12 ppbv / 0.56 µg/m^3
1207455A-21B	TO-15	1,1,1-Trichloroethane	0.15 ppbv / 0.83 µg/m^3
1207455A-21B	TO-15	Cyclohexane	0.13 ppbv / 0.46 µg/m^3
1207455A-21B	TO-15	Carbon Tetrachloride	0.15 ppbv / 0.93 µg/m^3
1207455A-21B	TO-15	2,2,4-Trimethylpentane	0.16 ppbv / 0.75 µg/m^3
1207455A-21B	TO-15	1,2-Dichloroethane	0.22 ppbv / 0.87 µg/m^3
1207455A-21B	TO-15	Heptane	0.14 ppbv / 0.56 µg/m^3
1207455A-21B	TO-15	Trichloroethene	0.24 ppbv / 1.3 µg/m^3

Blank ID	Parameter	Analyte	Concentration/ Amount
1207455A-21B	TO-15	1,2-Dichloropropane	0.22 ppbv / 1.0 µg/m^3
1207455A-21B	TO-15	Bromodichloromethane	0.19 ppbv / 1.3 µg/m^3
1207455A-21B	TO-15	cis-1,3-Dichloropropene	0.17 ppbv / 0.79 µg/m^3
1207455A-21B	TO-15	4-Methyl-2-pentanone	0.25 ppbv / 1.0 µg/m^3
1207455A-21B	TO-15	Toluene	0.19 ppbv / 0.73 µg/m^3
1207455A-21B	TO-15	trans-1,3-Dichloropropene	0.24 ppbv / 1.1 µg/m^3
1207455A-21B	TO-15	1,1,2-Trichloroethane	0.16 ppbv / 0.86 µg/m^3
1207455A-21B	TO-15	Tetrachloroethene	0.16 ppbv / 1.1 µg/m^3
1207455A-21B	TO-15	Dibromochloromethane	0.20 ppbv / 1.7 µg/m^3
1207455A-21B	TO-15	1,2-Dibromoethane (EDB)	0.17 ppbv / 1.3 µg/m^3
1207455A-21B	TO-15	Chlorobenzene	0.42 ppbv / 1.9 µg/m^3
1207455A-21B	TO-15	Ethyl benzene	0.16 ppbv / 0.71 µg/m^3
1207455A-21B	TO-15	m,p-Xylene	0.14 ppbv / 0.62 µg/m^3
1207455A-21B	TO-15	o-Xylene	0.10 ppbv / 0.44 µg/m^3
1207455A-21B	TO-15	Bromoform	0.15 ppbv / 1.5 µg/m^3
1207455A-21B	TO-15	Cumene	0.10 ppbv / 0.51 µg/m^3
1207455A-21B	TO-15	1,1,2,2-Tetrachloroethane	0.15 ppbv / 1.1 µg/m^3
1207455A-21B	TO-15	Propylbenzene	0.12 ppbv / 0.58 µg/m^3
1207455A-21B	TO-15	1,3,5-Trimethylbenzene	0.16 ppbv / 0.79 µg/m^3
1207455A-21B	TO-15	1,2,4-Trimethylbenzene	0.14 ppbv / 0.66 µg/m^3
1207455A-21B	TO-15	1,3-Dichlorobenzene	0.15 ppbv / 0.92 µg/m^3
1207455A-21B	TO-15	1,4-Dichlorobenzene	0.18 ppbv / 1.1 µg/m^3
1207455A-21B	TO-15	alpha-Chlorotoluene	0.14 ppbv / 0.73 µg/m^3
1207455A-21B	TO-15	1,2-Dichlorobenzene	0.16 ppbv / 0.97 µg/m^3

Qualifications due to blank contamination are included in the table below. Analytical data that were reported non-detect or at concentrations greater than five times (5X) the associated blank concentration did not require qualification.

Sample ID	Parameter	Analyte	New Reporting Limit (RL)	Qualification
VMP-1-5-071612	TO-15	Carbon disulfide	-	**U**
VMP-1-5-071612	TO-15	1,1,1-Trichloroethane	-	**U**
VMP-1-5-071612	TO-15	Trichloroethene	-	**U**
VMP-1-5-071612	TO-15	Chlorobenzene	-	**U**
VMP-1-5-071612	TO-15	1,3,5-Trimethylbenzene	-	**U**
VMP-1-5-071612	TO-15	1,4-Dichlorobenzene	-	**U**
VMP-1-8.5-071612	TO-15	Carbon disulfide	-	**U**
VMP-1-8.5-071612	TO-15	Methylene chloride	-	**U**
VMP-1-8.5-071612	TO-15	1,1,1-Trichloroethane	-	**U**
VMP-1-8.5-071612	TO-15	Trichloroethene	-	**U**
VMP-1-8.5-071612	TO-15	Chlorobenzene	-	**U**
VMP-1-8.5-071612	TO-15	Propylbenzene	-	**U**
VMP-1-8.5-071612	TO-15	1,3,5-Trimethylbenzene	-	**U**

Sample ID	Parameter	Analyte	New Reporting Limit (RL)	Qualification
VMP-1-8.5-071612	TO-15	1,2,4-Trimethylbenzene	-	U
VMP-1-8.5-071612	TO-15	1,4-Dichlorobenzene	-	U
VMP-2-5-071612	TO-15	Carbon disulfide	-	U
VMP-2-5-071612	TO-15	1,1,1-Trichloroethane	-	U
VMP-2-5-071612	TO-15	Chlorobenzene	-	U
VMP-2-5-071612	TO-15	Propylbenzene	-	U
VMP-2-5-071612	TO-15	1,3,5-Trimethylbenzene	-	U
VMP-2-5-071612	TO-15	1,4-Dichlorobenzene	-	U
VMP-2-8.5-071612	TO-15	Carbon disulfide	-	U
VMP-2-8.5-071612	TO-15	Methylene chloride	-	U
VMP-2-8.5-071612	TO-15	Cyclohexane	-	U
VMP-2-8.5-071612	TO-15	cis-1,3-Dichloropropene	-	U
VMP-2-8.5-071612	TO-15	trans-1,3-Dichloropropene	-	U
VMP-2-8.5-071612	TO-15	Tetrachloroethene	-	U
VMP-2-8.5-071612	TO-15	1,2-Dibromoethane (EDB)	-	U
VMP-2-8.5-071612	TO-15	Chlorobenzene	-	U
VMP-2-8.5-071612	TO-15	Propylbenzene	-	U
VMP-2-8.5-071612	TO-15	1,3,5-Trimethylbenzene	-	U
VMP-2-8.5-071612	TO-15	1,3-Dichlorobenzene	-	U
VMP-2-8.5-071612	TO-15	1,4-Dichlorobenzene	-	U
VMP-2-8.5-071612	TO-15	1,2-Dichlorobenzene	-	U
VMP-2-8.5-071612-Dup	TO-15	Carbon disulfide	-	U
VMP-2-8.5-071612-Dup	TO-15	1,1,1-Trichloroethane	-	U
VMP-2-8.5-071612-Dup	TO-15	Trichloroethene	-	U
VMP-2-8.5-071612-Dup	TO-15	Chlorobenzene	-	U
VMP-2-8.5-071612-Dup	TO-15	Propylbenzene	-	U
VMP-2-8.5-071612-Dup	TO-15	1,4-Dichlorobenzene	-	U
VMP-2-22-071612	TO-15	Carbon disulfide	-	U
VMP-2-22-071612	TO-15	trans-1,3-Dichloropropene	-	U
VMP-2-22-071612	TO-15	Chlorobenzene	-	U
VMP-2-22-071612	TO-15	Propylbenzene	-	U
VMP-2-22-071612	TO-15	1,3,5-Trimethylbenzene	-	U
VMP-2-22-071612	TO-15	1,3-Dichlorobenzene	-	U
VMP-2-22-071612	TO-15	1,4-Dichlorobenzene	-	U
VMP-2-22-071612	TO-15	1,2-Dichlorobenzene	-	U
VMP-5-5-071312	TO-15	Carbon disulfide	-	U
VMP-5-5-071312	TO-15	Methylene chloride	-	U
VMP-5-5-071312	TO-15	Hexane	-	U

Sample ID	Parameter	Analyte	New Reporting Limit (RL)	Qualification
VMP-5-5-071312	TO-15	Chloroform	-	U
VMP-5-5-071312	TO-15	Cyclohexane	-	U
VMP-5-5-071312	TO-15	2,2,4-Trimethylpentane	-	U
VMP-5-5-071312	TO-15	4-Methyl-2-pentanone	-	U
VMP-5-5-071312	TO-15	trans-1,3-Dichloropropene	-	U
VMP-5-5-071312	TO-15	Tetrachloroethene	-	U
VMP-5-5-071312	TO-15	Chlorobenzene	-	U
VMP-5-5-071312	TO-15	Ethyl benzene	-	U
VMP-5-5-071312	TO-15	m,p-Xylene	-	U
VMP-5-5-071312	TO-15	o-Xylene	-	U
VMP-5-5-071312	TO-15	Cumene	-	U
VMP-5-5-071312	TO-15	1,3,5-Trimethylbenzene	-	U
VMP-5-5-071312	TO-15	1,2,4-Trimethylbenzene	-	U
VMP-5-5-071312	TO-15	1,3-Dichlorobenzene	-	U
VMP-5-5-071312	TO-15	1,4-Dichlorobenzene	-	U
VMP-6-5-071612	TO-15	Carbon disulfide	-	U
VMP-6-5-071612	TO-15	Methylene chloride	-	U
VMP-6-5-071612	TO-15	trans-1,3-Dichloroproene	-	U
VMP-6-5-071612	TO-15	Chlorobenzene	-	U
VMP-6-5-071612	TO-15	Ethyl benzene	-	U
VMP-6-5-071612	TO-15	Cumene	-	U
VMP-6-5-071612	TO-15	Propylbenzene	-	U
VMP-6-5-071612	TO-15	1,3,5-Trimethylbenzene	-	U
VMP-6-5-071612	TO-15	1,2,4-Trimethylbenzene	-	U
VMP-6-5-071612	TO-15	1,3-Dichlorobenzene	-	U
VMP-6-5-071612	TO-15	1,4-Dichlorobenzene	-	U
VMP-6-10-071612	TO-15	Carbon disulfide	-	U
VMP-6-10-071612	TO-15	Methylene chloride	-	U
VMP-6-10-071612	TO-15	Tetrahydrofuran	-	U
VMP-6-10-071612	TO-15	Chloroform	-	U
VMP-6-10-071612	TO-15	1,1,1-Trichloroethane	-	U
VMP-6-10-071612	TO-15	Heptane	-	U
VMP-6-10-071612	TO-15	Bromodichloromethane	-	U
VMP-6-10-071612	TO-15	cis-1,3-Dichloropropene	-	U
VMP-6-10-071612	TO-15	trans-1,3-Dichloropropene	-	U
VMP-6-10-071612	TO-15	Tetrachloroethene	-	U
VMP-6-10-071612	TO-15	Chlorobenzene	-	U
VMP-6-10-071612	TO-15	Ethyl benzene	-	U
VMP-6-10-071612	TO-15	o-Xylene	-	U
VMP-6-10-071612	TO-15	Cumene	-	U
VMP-6-10-071612	TO-15	Propylbenzene	-	U
VMP-6-10-071612	TO-15	1,3,5-Trimethylbenzene	-	U
VMP-6-10-071612	TO-15	1,2,4-Trimethylbenzene	-	U

Sample ID	Parameter	Analyte	New Reporting Limit (RL)	Qualification
VMP-6-10-071612	TO-15	1,3-Dichlorobenzene	-	U
VMP-6-10-071612	TO-15	1,4-Dichlorobenzene	-	U
VMP-6-10-071612	TO-15	1,2-Dichlorobenzene	-	U
VMP-6-31.5-071612	TO-15	Chlorobenzene	-	U
VMP-6-31.5-071612	TO-15	Ethyl benzene	-	U
VMP-6-31.5-071612	TO-15	Cumene	-	U
VMP-6-31.5-071612	TO-15	Propylbenzene	-	U
VMP-6-31.5-071612	TO-15	1,3,5-Trimethylbenzene	-	U
VMP-6-31.5-071612	TO-15	1,3-Dichlorobenzene	-	U
VMP-6-31.5-071612	TO-15	1,4-Dichlorobenzene	-	U
VMP-9-25.5-071312	TO-15	Carbon disulfide	-	U
VMP-9-25.5-071312	TO-15	Hexane	-	U
VMP-9-25.5-071312	TO-15	1,1,1-Trichloroethane	-	U
VMP-9-25.5-071312	TO-15	Cyclohexane	-	U
VMP-9-25.5-071312	TO-15	2,2,4-Trimethylpentane	-	U
VMP-9-25.5-071312	TO-15	1,2-Dichloroethane	-	U
VMP-9-25.5-071312	TO-15	trans-1,3-Dichloropropene	-	U
VMP-9-25.5-071312	TO-15	Tetrachloroethene	-	U
VMP-9-25.5-071312	TO-15	Chlorobenzene	-	U
VMP-9-25.5-071312	TO-15	Propylbenzene	-	U
VMP-9-25.5-071312	TO-15	1,3,5-Trimethylbenzene	-	U
VMP-9-25.5-071312	TO-15	1,2,4-Trimethylbenzene	-	U
VMP-9-25.5-071312	TO-15	1,3-Dichlorobenzene	-	U
VMP-9-25.5-071312	TO-15	1,4-Dichlorobenzene	-	U
VMP-9-25.5-071312	TO-15	1,2-Dichlorobenzene	-	U
VMP-9-25.5-071312-Dup	TO-15	Carbon disulfide	-	U
VMP-9-25.5-071312-Dup	TO-15	Methylene chloride	-	U
VMP-9-25.5-071312-Dup	TO-15	Cyclohexane	-	U
VMP-9-25.5-071312-Dup	TO-15	2,2,4-Trimethylpentane	-	U
VMP-9-25.5-071312-Dup	TO-15	Heptane	-	U
VMP-9-25.5-071312-Dup	TO-15	trans-1,3-Dichloropropene	-	U
VMP-9-25.5-071312-Dup	TO-15	Tetrachloroethene	-	U
VMP-9-25.5-071312-Dup	TO-15	Chlorobenzene	-	U
VMP-9-25.5-071312-Dup	TO-15	Propylbenzene	-	U
VMP-9-25.5-071312-Dup	TO-15	1,3,5-Trimethylbenzene	-	U

Sample ID	Parameter	Analyte	New Reporting Limit (RL)	Qualification
VMP-9-25.5-071312-Dup	TO-15	1,2,4-Trimethylbenzene	-	U
VMP-9-25.5-071312-Dup	TO-15	1,3-Dichlorobenzene	-	U
VMP-9-25.5-071312-Dup	TO-15	1,4-Dichlorobenzene	-	U
VMP-9-25.5-071312-Dup	TO-15	1,2-Dichlorobenzene	-	U
VMP-9-38.5-071312	TO-15	Bromomethane	-	U
VMP-9-38.5-071312	TO-15	Carbon disulfide	-	U
VMP-9-38.5-071312	TO-15	Methylene chloride	-	U
VMP-9-38.5-071312	TO-15	Cyclohexane	-	U
VMP-9-38.5-071312	TO-15	2,2,4-Trimethylpentane	-	U
VMP-9-38.5-071312	TO-15	Trichloroethene	-	U
VMP-9-38.5-071312	TO-15	Tetrachloroethene	-	U
VMP-9-38.5-071312	TO-15	Chlorobenzene	-	U
VMP-9-38.5-071312	TO-15	Propylbenzene	-	U
VMP-9-38.5-071312	TO-15	1,3,5-Trimethylbenzene	-	U
VMP-9-38.5-071312	TO-15	1,3-Dichlorobenzene	-	U
VMP-9-38.5-071312	TO-15	1,4-Dichlorobenzene	-	U
VMP-10-5-071312	TO-15	Carbon disulfide	-	U
VMP-10-5-071312	TO-15	Methylene chloride	-	U
VMP-10-5-071312	TO-15	Cyclohexane	-	U
VMP-10-5-071312	TO-15	2,2,4-Trimethylpentane	-	U
VMP-10-5-071312	TO-15	Heptane	-	U
VMP-10-5-071312	TO-15	4-Methyl-2-pentanone	-	U
VMP-10-5-071312	TO-15	Toluene	-	U
VMP-10-5-071312	TO-15	Chlorobenzene	-	U
VMP-10-5-071312	TO-15	Ethyl benzene	-	U
VMP-10-5-071312	TO-15	m,p-Xylene	-	U
VMP-10-5-071312	TO-15	Cumene	-	U
VMP-10-5-071312	TO-15	1,2,4-Trimethylbenzene	-	U
VMP-10-5-071312	TO-15	1,4-Dichlorobenzene	-	U
VMP-10-10-071312	TO-15	Freon 113	-	U
VMP-10-10-071312	TO-15	Carbon disulfide	-	U
VMP-10-10-071312	TO-15	Methylene chloride	-	U
VMP-10-10-071312	TO-15	Hexane	-	U
VMP-10-10-071312	TO-15	Cyclohexane	-	U
VMP-10-10-071312	TO-15	2,2,4-Trimethylpentane	-	U
VMP-10-10-071312	TO-15	Heptane	-	U
VMP-10-10-071312	TO-15	4-Methyl-2-pentanone	-	U
VMP-10-10-071312	TO-15	Toluene	-	U
VMP-10-10-071312	TO-15	Chlorobenzene	-	U
VMP-10-10-071312	TO-15	Ethyl benzene	-	U

Sample ID	Parameter	Analyte	New Reporting Limit (RL)	Qualification
VMP-10-10-071312	TO-15	m,p-Xylene	-	U
VMP-10-10-071312	TO-15	o-Xylene	-	U
VMP-10-10-071312	TO-15	Cumene	-	U
VMP-10-10-071312	TO-15	1,2,4-Trimethylbenzene	-	U
VMP-10-10-071312	TO-15	1,4-Dichlorobenzene	-	U
VMP-10-20-071612	TO-15	Carbon disulfide	-	U
VMP-10-20-071612	TO-15	Methylene chloride	-	U
VMP-10-20-071612	TO-15	Cyclohexane	-	U
VMP-10-20-071612	TO-15	2,2,4-Trimethylpentane	-	U
VMP-10-20-071612	TO-15	Toluene	-	U
VMP-10-20-071612	TO-15	Chorobenzene	-	U
VMP-10-20-071612	TO-15	Ethyl benzene	-	U
VMP-10-20-071612	TO-15	m,p-Xylene	-	U
VMP-10-20-071612	TO-15	1,2,4-Trimethylbenzene	-	U
VMP-10-20-071612	TO-15	1,4-Dichlorobenzene	-	U
VMP-10-30-071612	TO-15	Carbon disulfide	-	U
VMP-10-30-071612	TO-15	Methylene chloride	-	U
VMP-10-30-071612	TO-15	Chloroform	-	U
VMP-10-30-071612	TO-15	Cyclohexane	-	U
VMP-10-30-071612	TO-15	2,2,4-Trimethylpentane	-	U
VMP-10-30-071612	TO-15	Chlorobenzene	-	U
VMP-10-30-071612	TO-15	Ethyl benzene	-	U
VMP-10-30-071612	TO-15	m,p-Xylene	-	U
VMP-10-30-071612	TO-15	1,2,4-Trimethylbenzene	-	U
VMP-10-30-071612	TO-15	1,4-Dichlorbenzene	-	U
VMP-11-5-071912	TO-15	Carbon disulfide	-	U
VMP-11-5-071912	TO-15	Methylene chloride	-	U
VMP-11-5-071912	TO-15	Hexane	-	U
VMP-11-5-071912	TO-15	Chloroform	-	U
VMP-11-5-071912	TO-15	1,2-Dichloroethane	-	U
VMP-11-5-071912	TO-15	Heptane	-	U
VMP-11-5-071912	TO-15	Trichloroethene	-	U
VMP-11-5-071912	TO-15	Chlorobenzene	-	U
VMP-11-5-071912	TO-15	m,p-Xylene	-	U
VMP-11-5-071912	TO-15	1,1,2,2-Tetrachloroethane	-	U
VMP-11-5-071912	TO-15	1,3-Dichlorobenzene	-	U
VMP-11-5-071912	TO-15	1,4-Dichlorobenzene	-	U
VMP-11-5-071912	TO-15	alpha-Chlorotoluene	-	U

5.0 Laboratory Control Sample

Were LCS recoveries within evaluation criteria?

No

LCS/LCSD ID	Parameter	Analyte	LCS/LCSD Recovery	LCS/ LCSD RPD	LCS/LCSD/ RPD Criteria
1207455A-23A/AA	TO-15	Bromomethane	**143/145**	1	70-130/25
1207455A-23B/BB	TO-15	Bromomethane	**155/154**	1	70-130/25
1207455A-23B/BB	TO-15	Carbon disulfide	**135/134**	1	70-130/25

Analytical data that required qualification based on LCS data are included in the table below. Analytical data which were reported as non-detect and associated with LCS recoveries above evaluation criteria, indicating a possible high bias, did not require qualification.

Field ID	Parameter	Analyte	Qualification
VMP-2-8.5-071612-Dup	TO-15	Bromomethane	**J**
VMP-2-22-071612	TO-15	Bromomethane	**J**
VMP-6-31.5-071612	TO-15	Carbon disulfide	**J**
VMP-6-39-071612	TO-15	Carbon disulfide	**J**
VMP-6-39-071612-Dup	TO-15	Carbon disulfide	**J**

6.0 Surrogate Recoveries

Were surrogate recoveries within evaluation criteria?

Yes

7.0 Matrix Spike and Matrix Spike Duplicate Recoveries

Were MS/MSD samples analyzed as part of this SDG?

MS/MSD samples are not applicable for vapor samples, due to the inability to spike the samples.

8.0 Laboratory Duplicate Results

Were laboratory duplicate samples collected as part of this SDG?

No

9.0 Field Duplicate Results

Were field duplicate samples collected as part of this SDG?

Yes

Field ID	Field Duplicate ID
VMP-2-8.5-071612	VMP-2-8.5-071612-Dup
VMP-6-39-071612	VMP-6-39-071612-Dup
VMP-9-25.5-071312	VMP-9-25.5-071312-Dup

Were field duplicate sample RPDs within evaluation criteria?

No

Field ID	Field Duplicate ID	Parameter	Analyte	RPD	Qualification
VMP-2-8.5-071612	VMP-2-8.5-071612-Dup	TO-15	m,p-Xylene	**>2X RL**	**J/J**
VMP-2-8.5-071612	VMP-2-8.5-071612-Dup	TO-15	Butane	**>2X RL**	**J/J**
VMP-2-8.5-071612	VMP-2-8.5-071612-Dup	TO-15	Isopentane	**>2X RL**	**J/J**
VMP-9-25.5-071312	VMP-9-25.5-071312-Dup	TO-15	Ethanol	**67**	**J/J**

10.0 Sample Dilutions

For samples that were diluted and nondetect, were undiluted results also reported?

Not applicable; analytes were detected in samples that were diluted.

11.0 Additional Qualifications

Were additional qualifications applied?

No, however the CCV percent recovery for bromomethane was outside evaluation criteria as summarized in the table below.

CCV ID	Parameter	Analyte	CCV Recovery	CCV Criteria
1207455A-22B	TO-15	Bromomethane	**151**	70-130

Data associated with the CCV recovery above evaluation criteria was also associated with LCS/LCSD recoveries outside evaluation criteria. Previous qualifications based on LCS/LCSD recoveries are discussed in section 5.0 of this data review. No additional qualification of data is required.

VALIDATION OF TO-15 DATA - SDG 1207455

This section describes the validation of seventeen soil vapor samples which were analyzed by USEPA Method TO-15. Samples were analyzed by Eurofins Air Toxics, Inc. of Folsom, California and submitted as part of sample delivery group (SDG) 1207455. Samples included as part of this validation are listed below.

Sample Identification	Sample Identification
VMP-1-5-071612	VMP-1-8.5-071612
VMP-2-5-071612	VMP-2-8.5-071612
VMP-2-22-071612	VMP-5-5-071312
VMP-6-5-071612	VMP-6-10-07612
VMP-6-31.5-071612	VMP-6-39-071612
VMP-9-25.5-071312	VMP-9-38.5-071312
VMP-10-5-071312	VMP-10-10-071312
VMP-10-20-071612	VMP-10-30-071612
VMP-11-5-071912	

QA/QC criteria were identified in the Dissolved Phase Groundwater Investigation and P-60 Free Phase Product Delineation Work Plan (URS 2009) and USEPA Method TO-15. Evaluation of the analytical data followed procedures outlined in the USEPA Contract Program National Functional Guidelines for Superfund Organic Methods Data Review (USEPA 2008) where applicable to EPA Method TO-15.

Criteria evaluated included the following method performance criteria:

- Data package completeness
- Laboratory case narrative/cooler receipt form
- Sample holding times
- GC/MS instrument performance
- Initial calibration
- Calibration verification
- Blank samples
- Surrogate spike recoveries
- Laboratory control sample (LCS)
- Target compound identification and quantitation
- Overall data assessment

1.1 Data Package Completeness

The data package was reviewed to make certain that it contained the data contractually required in the deliverable. This included checking the data package for the results of each analyte requested for each field sample submitted in the analytical batch, along with requested QC documentation for the respective methods. The data package was complete.

1.2 Laboratory Case Narrative/Cooler Receipt Form

Although not indicated in the laboratory case narrative, analytes were detected in the method blank. Calibration percent relative deviation (%RSD) and percent differences were outside evaluation criteria for bromomethane. These issues are addressed further in the appropriate sections below.

No issues or discrepancies were noted in the cooler receipt form.

1.3 Sample Holding Times

Review of the sample collection and analysis dates involved comparing the chains-of-custody, the summary forms, the raw data forms, and the chromatograms for accuracy, consistency, and holding time compliance. The validated samples were analyzed within the 30 day holding time criteria. No qualification of data was required due to holding time criteria.

1.4 GC/MS Instrument Performance

GC/MS instrument performance checks were performed to ensure mass resolution, identification, and instrument sensitivity. Criteria for evaluation of instrument performance included possible transcription/calculation errors, adherence to instrument tuning frequency requirements, mass assignments, and ion abundance criteria. Instrument performance check samples were evaluated against criteria established in USEPA Method TO-15.

Based on the raw data, the ion abundance criteria were within evaluation criteria for all masses, and no qualification of data was required. The raw data forms were checked against the summary forms and no calculation or transcription errors were noted.

1.5 Initial Calibration

An Initial calibration (ICAL) was established to assess whether the instrument was capable of producing acceptable qualitative and quantitative data for TO-15 analysis. Samples as part of SDG 1207455 were analyzed using instrument MSD-J. The ICAL for instrument MSD-J was established on 7/19/2012 prior to sample analysis and using at least five concentration standards to establish the initial calibration curve as required by Method TO-15. An average response factor (RF) was determined for each target analyte, the RFs were reviewed and verified greater than 0.10 for chloromethane, 1,1-dichloroethane and bromoform, 0.30 for chlorobenzene and 1,1,2,2-tetrachloroethane and greater than 0.05 for all other target analytes.

Review of the initial calibration summary forms indicated %RSDs were $\leq$ 30% for target analytes with the exception of bromomethane (34.5%). Qualifications due to %RSD outside evaluation criteria are summarized in the following table.

Sample ID	Analyte	Qualification
VMP-1-5-071612	Bromomethane	**UJ**
VMP-1-8.5-071612	Bromomethane	**UJ**
VMP-2-5-071612	Bromomethane	**UJ**
VMP-2-8.5-071612	Bromomethane	**UJ**
VMP-2-22-071612	Bromomethane	**J**
VMP-5-5-071312	Bromomethane	**UJ**
VMP-6-5-071612	Bromomethane	**UJ**
VMP-6-10-07612	Bromomethane	**UJ**
VMP-6-31.5-071612	Bromomethane	**UJ**
VMP-6-39-071612	Bromomethane	**UJ**

Sample ID	Analyte	Qualification
VMP-9-25.5-071312	Bromomethane	**UJ**
VMP-9-38.5-071312	Bromomethane	**UJ**
VMP-10-5-071312	Bromomethane	**UJ**
VMP-10-10-071312	Bromomethane	**UJ**
VMP-10-20-071612	Bromomethane	**UJ**
VMP-10-30-071612	Bromomethane	**UJ**
VMP-11-5-071912	Bromomethane	**UJ**

A second source verification, initial calibration verification (ICV) was analyzed following the initial calibration. Percent difference (%D) values from comparing ICV RF to the average ICAL RFs were less than 30% for target compounds with the exception of bromomethane (42.1%). The compound, bromomethane, was previously qualified due to initial calibration %RSD outside evaluation criteria; therefore, no further qualification of data was required.

Percent RSDs were recalculated from the raw data and no errors in calculation were noted; therefore, no qualification of data was required.

1.6 Calibration Verification

Review of the sample chromatograms indicated the calibration verifications (CVs) were performed before the start of sample analyses. Review of continuing calibration summary forms indicated all RFs met the evaluation criteria of greater than 0.10 (chloromethane, 1,1-dichloroethane and bromoform), 0.30 (chlorobenzene and 1,1,2,2-tetrachloroethane) and greater than 0.05 for all other analytes for each CV. In addition, percent differences (%Ds) and percent drift (%Drift) met the evaluation criteria of $\leq$ 30% for all other target analytes with the exception summarized in the following table.

CV (Date/Time)	Analyte	%D
7/25/2012 11:14	Bromomethane	**-51.1**

The compound, bromomethane, was previously qualified due to initial calibration %RSD outside evaluation criteria; therefore, no further qualification of data was required.

Recalculations of the RFs and %Ds for four target compounds were completed for each CV, and no errors in calculation were noted.

1.7 Blank Samples

The purpose of the method blank samples is to evaluate the existence and magnitude of contamination problems emanating from laboratory activities. Method blank samples were analyzed with each analytical batch as required by USEPA Method TO-15. All target compounds were reported as non-detect in all method blanks analyzed as part of this SDG with the exceptions summarized in the following table.

Blank ID	Parameter	Analyte	Concentration/ Amount
1207455A-21A	TO-15	Carbon disulfide	0.40 ppbv / 1.2 µg/m^3
1207455A-21A	TO-15	Methylene chloride	0.12 ppbv / 0.43 µg/m^3
1207455A-21A	TO-15	1,1,1-Trichloroethane	0.071 ppbv / 0.39 µg/m^3

Blank ID	Parameter	Analyte	Concentration/ Amount
1207455A-21A	TO-15	2,2,4-Trimethylpentane	0.090 ppbv / 0.42 µg/m^3
1207455A-21A	TO-15	Trichloroethene	0.20 ppbv / 1.0 µg/m^3
1207455A-21A	TO-15	1,2-Dichloropropane	0.087 ppbv / 0.40 µg/m^3
1207455A-21A	TO-15	cis-1,3-Dichloropropene	0.12 ppbv / 0.52 µg/m^3
1207455A-21A	TO-15	Toluene	0.13 ppbv / 0.48 µg/m^3
1207455A-21A	TO-15	trans-1,3-Dichloropropene	0.21 ppbv / 0.96 µg/m^3
1207455A-21A	TO-15	Chlorobenzene	0.39 ppbv / 1.8 µg/m^3
1207455A-21A	TO-15	Ethyl benzene	0.083 ppbv / 0.36 µg/m^3
1207455A-21A	TO-15	m,p-Xylene	0.10 ppbv / 0.43 µg/m^3
1207455A-21A	TO-15	Cumene	0.082 ppbv / 0.40 µg/m^3
1207455A-21A	TO-15	1,1,2,2-Tetrachloroethane	0.094 ppbv / 0.64 µg/m^3
1207455A-21A	TO-15	Propylbenzene	0.091 ppbv / 0.45 µg/m^3
1207455A-21A	TO-15	1,3,5-Trimethylbenzene	0.089 ppbv / 0.44 µg/m^3
1207455A-21A	TO-15	1,2,4-Trimethylbenzene	0.12 ppbv / 0.60 µg/m^3
1207455A-21A	TO-15	1,3-Dichlorobenzene	0.16 ppbv / 0.96 µg/m^3
1207455A-21A	TO-15	1,4-Dichlorobenzene	0.16 ppbv / 0.95 µg/m^3
1207455A-21A	TO-15	alpha-Chlorotoluene	0.11 ppbv / 0.56 µg/m^3
1207455A-21A	TO-15	1,2-Dichlorobenzene	0.12 ppbv / 0.75 µg/m^3
1207455A-21B	TO-15	Bromomethane	0.17 ppbv / 0.67 µg/m^3
1207455A-21B	TO-15	Freon 113	0.13 ppbv / 0.98 µg/m^3
1207455A-21B	TO-15	Carbon disulfide	0.54 ppbv / 1.7 µg/m^3
1207455A-21B	TO-15	Methylene chloride	0.13 ppbv / 0.45 µg/m^3
1207455A-21B	TO-15	Methyl tert-butyl ether	0.19 ppbv / 0.68 µg/m^3
1207455A-21B	TO-15	Hexane	0.088 ppbv / 0.31 µg/m^3
1207455A-21B	TO-15	1,1-Dichloroethane	0.11 ppbv / 0.44 µg/m^3
1207455A-21B	TO-15	Tetrahydrofuran	0.16 ppbv / 0.46 µg/m^3
1207455A-21B	TO-15	Chloroform	0.12 ppbv / 0.56 µg/m^3
1207455A-21B	TO-15	1,1,1-Trichloroethane	0.15 ppbv / 0.83 µg/m^3
1207455A-21B	TO-15	Cyclohexane	0.13 ppbv / 0.46 µg/m^3
1207455A-21B	TO-15	Carbon Tetrachloride	0.15 ppbv / 0.93 µg/m^3
1207455A-21B	TO-15	2,2,4-Trimethylpentane	0.16 ppbv / 0.75 µg/m^3
1207455A-21B	TO-15	1,2-Dichloroethane	0.22 ppbv / 0.87 µg/m^3
1207455A-21B	TO-15	Heptane	0.14 ppbv / 0.56 µg/m^3
1207455A-21B	TO-15	Trichloroethene	0.24 ppbv / 1.3 µg/m^3
1207455A-21B	TO-15	1,2-Dichloropropane	0.22 ppbv / 1.0 µg/m^3
1207455A-21B	TO-15	Bromodichloromethane	0.19 ppbv / 1.3 µg/m^3
1207455A-21B	TO-15	cis-1,3-Dichloropropene	0.17 ppbv / 0.79 µg/m^3
1207455A-21B	TO-15	4-Methyl-2-pentanone	0.25 ppbv / 1.0 µg/m^3
1207455A-21B	TO-15	Toluene	0.19 ppbv / 0.73 µg/m^3
1207455A-21B	TO-15	trans-1,3-Dichloropropene	0.24 ppbv / 1.1 µg/m^3
1207455A-21B	TO-15	1,1,2-Trichloroethane	0.16 ppbv / 0.86 µg/m^3
1207455A-21B	TO-15	Tetrachloroethene	0.16 ppbv / 1.1 µg/m^3
1207455A-21B	TO-15	Dibromochloromethane	0.20 ppbv / 1.7 µg/m^3
1207455A-21B	TO-15	1,2-Dibromoethane (EDB)	0.17 ppbv / 1.3 µg/m^3

Blank ID	Parameter	Analyte	Concentration/ Amount
1207455A-21B	TO-15	Chlorobenzene	0.42 ppbv / 1.9 µg/m^3
1207455A-21B	TO-15	Ethyl benzene	0.16 ppbv / 0.71 µg/m^3
1207455A-21B	TO-15	m,p-Xylene	0.14 ppbv / 0.62 µg/m^3
1207455A-21B	TO-15	o-Xylene	0.10 ppbv / 0.44 µg/m^3
1207455A-21B	TO-15	Bromoform	0.15 ppbv / 1.5 µg/m^3
1207455A-21B	TO-15	Cumene	0.10 ppbv / 0.51 µg/m^3
1207455A-21B	TO-15	1,1,2,2-Tetrachloroethane	0.15 ppbv / 1.1 µg/m^3
1207455A-21B	TO-15	Propylbenzene	0.12 ppbv / 0.58 µg/m^3
1207455A-21B	TO-15	1,3,5-Trimethylbenzene	0.16 ppbv / 0.79 µg/m^3
1207455A-21B	TO-15	1,2,4-Trimethylbenzene	0.14 ppbv / 0.66 µg/m^3
1207455A-21B	TO-15	1,3-Dichlorobenzene	0.15 ppbv / 0.92 µg/m^3
1207455A-21B	TO-15	1,4-Dichlorobenzene	0.18 ppbv / 1.1 µg/m^3
1207455A-21B	TO-15	alpha-Chlorotoluene	0.14 ppbv / 0.73 µg/m^3
1207455A-21B	TO-15	1,2-Dichlorobenzene	0.16 ppbv / 0.97 µg/m^3

Qualifications due to blank contamination are included in the table below. Analytical data that were reported non-detect or at concentrations greater than five times (5X) the associated blank concentration did not require qualification.

Sample ID	Parameter	Analyte	New Reporting Limit (RL)	Qualification
VMP-1-5-071612	TO-15	Carbon disulfide	-	U
VMP-1-5-071612	TO-15	1,1,1-Trichloroethane	-	U
VMP-1-5-071612	TO-15	Trichloroethene	-	U
VMP-1-5-071612	TO-15	Chlorobenzene	-	U
VMP-1-5-071612	TO-15	1,3,5-Trimethylbenzene	-	U
VMP-1-5-071612	TO-15	1,4-Dichlorobenzene	-	U
VMP-1-8.5-071612	TO-15	Carbon disulfide	-	U
VMP-1-8.5-071612	TO-15	Methylene chloride	-	U
VMP-1-8.5-071612	TO-15	1,1,1-Trichloroethane	-	U
VMP-1-8.5-071612	TO-15	Trichloroethene	-	U
VMP-1-8.5-071612	TO-15	Chlorobenzene	-	U
VMP-1-8.5-071612	TO-15	Propylbenzene	-	U
VMP-1-8.5-071612	TO-15	1,3,5-Trimethylbenzene	-	U
VMP-1-8.5-071612	TO-15	1,2,4-Trimethylbenzene	-	U
VMP-1-8.5-071612	TO-15	1,4-Dichlorobenzene	-	U
VMP-2-5-071612	TO-15	Carbon disulfide	-	U
VMP-2-5-071612	TO-15	1,1,1-Trichloroethane	-	U
VMP-2-5-071612	TO-15	Chlorobenzene	-	U
VMP-2-5-071612	TO-15	Propylbenzene	-	U
VMP-2-5-071612	TO-15	1,3,5-Trimethylbenzene	-	U
VMP-2-5-071612	TO-15	1,4-Dichlorobenzene	-	U
VMP-2-8.5-071612	TO-15	Carbon disulfide	-	U

Sample ID	Parameter	Analyte	New Reporting Limit (RL)	Qualification
VMP-2-8.5-071612	TO-15	Methylene chloride	-	U
VMP-2-8.5-071612	TO-15	Cyclohexane	-	U
VMP-2-8.5-071612	TO-15	cis-1,3-Dichloropropene	-	U
VMP-2-8.5-071612	TO-15	trans-1,3-Dichloropropene	-	U
VMP-2-8.5-071612	TO-15	Tetrachloroethene	-	U
VMP-2-8.5-071612	TO-15	1,2-Dibromoethane (EDB)	-	U
VMP-2-8.5-071612	TO-15	Chlorobenzene	-	U
VMP-2-8.5-071612	TO-15	Propylbenzene	-	U
VMP-2-8.5-071612	TO-15	1,3,5-Trimethylbenzene	-	U
VMP-2-8.5-071612	TO-15	1,3-Dichlorobenzene	-	U
VMP-2-8.5-071612	TO-15	1,4-Dichlorobenzene	-	U
VMP-2-8.5-071612	TO-15	1,2-Dichlorobenzene	-	U
VMP-2-22-071612	TO-15	Carbon disulfide	-	U
VMP-2-22-071612	TO-15	trans-1,3-Dichloropropene	-	U
VMP-2-22-071612	TO-15	Chlorobenzene	-	U
VMP-2-22-071612	TO-15	Propylbenzene	-	U
VMP-2-22-071612	TO-15	1,3,5-Trimethylbenzene	-	U
VMP-2-22-071612	TO-15	1,3-Dichlorobenzene	-	U
VMP-2-22-071612	TO-15	1,4-Dichlorobenzene	-	U
VMP-2-22-071612	TO-15	1,2-Dichlorobenzene	-	U
VMP-5-5-071312	TO-15	Carbon disulfide	-	U
VMP-5-5-071312	TO-15	Methylene chloride	-	U
VMP-5-5-071312	TO-15	Hexane	-	U
VMP-5-5-071312	TO-15	Chloroform	-	U
VMP-5-5-071312	TO-15	Cyclohexane	-	U
VMP-5-5-071312	TO-15	2,2,4-Trimethylpentane	-	U
VMP-5-5-071312	TO-15	4-Methyl-2-pentanone	-	U
VMP-5-5-071312	TO-15	trans-1,3-Dichloropropene	-	U
VMP-5-5-071312	TO-15	Tetrachloroethene	-	U
VMP-5-5-071312	TO-15	Chlorobenzene	-	U
VMP-5-5-071312	TO-15	Ethyl benzene	-	U
VMP-5-5-071312	TO-15	m,p-Xylene	-	U
VMP-5-5-071312	TO-15	o-Xylene	-	U
VMP-5-5-071312	TO-15	Cumene	-	U
VMP-5-5-071312	TO-15	1,3,5-Trimethylbenzene	-	U
VMP-5-5-071312	TO-15	1,2,4-Trimethylbenzene	-	U
VMP-5-5-071312	TO-15	1,3-Dichlorobenzene	-	U
VMP-5-5-071312	TO-15	1,4-Dichlorobenzene	-	U
VMP-6-5-071612	TO-15	Carbon disulfide	-	U
VMP-6-5-071612	TO-15	Methylene chloride	-	U
VMP-6-5-071612	TO-15	trans-1,3-Dichloroproene	-	U
VMP-6-5-071612	TO-15	Chlorobenzene	-	U

Sample ID	Parameter	Analyte	New Reporting Limit (RL)	Qualification
VMP-6-5-071612	TO-15	Ethyl benzene	-	U
VMP-6-5-071612	TO-15	Cumene	-	U
VMP-6-5-071612	TO-15	Propylbenzene	-	U
VMP-6-5-071612	TO-15	1,3,5-Trimethylbenzene	-	U
VMP-6-5-071612	TO-15	1,2,4-Trimethylbenzene	-	U
VMP-6-5-071612	TO-15	1,3-Dichlorobenzene	-	U
VMP-6-5-071612	TO-15	1,4-Dichlorobenzene	-	U
VMP-6-10-071612	TO-15	Carbon disulfide	-	U
VMP-6-10-071612	TO-15	Methylene chloride	-	U
VMP-6-10-071612	TO-15	Tetrahydrofuran	-	U
VMP-6-10-071612	TO-15	Chloroform	-	U
VMP-6-10-071612	TO-15	1,1,1-Trichloroethane	-	U
VMP-6-10-071612	TO-15	Heptane	-	U
VMP-6-10-071612	TO-15	Bromodichloromethane	-	U
VMP-6-10-071612	TO-15	cis-1,3-Dichloropropene	-	U
VMP-6-10-071612	TO-15	trans-1,3-Dichloropropene	-	U
VMP-6-10-071612	TO-15	Tetrachloroethene	-	U
VMP-6-10-071612	TO-15	Chlorobenzene	-	U
VMP-6-10-071612	TO-15	Ethyl benzene	-	U
VMP-6-10-071612	TO-15	o-Xylene	-	U
VMP-6-10-071612	TO-15	Cumene	-	U
VMP-6-10-071612	TO-15	Propylbenzene	-	U
VMP-6-10-071612	TO-15	1,3,5-Trimethylbenzene	-	U
VMP-6-10-071612	TO-15	1,2,4-Trimethylbenzene	-	U
VMP-6-10-071612	TO-15	1,3-Dichlorobenzene	-	U
VMP-6-10-071612	TO-15	1,4-Dichlorobenzene	-	U
VMP-6-10-071612	TO-15	1,2-Dichlorobenzene	-	U
VMP-6-31.5-071612	TO-15	Chlorobenzene	-	U
VMP-6-31.5-071612	TO-15	Ethyl benzene	-	U
VMP-6-31.5-071612	TO-15	Cumene	-	U
VMP-6-31.5-071612	TO-15	Propylbenzene	-	U
VMP-6-31.5-071612	TO-15	1,3,5-Trimethylbenzene	-	U
VMP-6-31.5-071612	TO-15	1,3-Dichlorobenzene	-	U
VMP-6-31.5-071612	TO-15	1,4-Dichlorobenzene	-	U
VMP-9-25.5-071312	TO-15	Carbon disulfide	-	U
VMP-9-25.5-071312	TO-15	Hexane	-	U
VMP-9-25.5-071312	TO-15	1,1,1-Trichloroethane	-	U
VMP-9-25.5-071312	TO-15	Cyclohexane	-	U
VMP-9-25.5-071312	TO-15	2,2,4-Trimethylpentane	-	U
VMP-9-25.5-071312	TO-15	1,2-Dichloroethane	-	U
VMP-9-25.5-071312	TO-15	trans-1,3-Dichloropropene	-	U
VMP-9-25.5-071312	TO-15	Tetrachloroethene	-	U

Sample ID	Parameter	Analyte	New Reporting Limit (RL)	Qualification
VMP-9-25.5-071312	TO-15	Chlorobenzene	-	U
VMP-9-25.5-071312	TO-15	Propylbenzene	-	U
VMP-9-25.5-071312	TO-15	1,3,5-Trimethylbenzene	-	U
VMP-9-25.5-071312	TO-15	1,2,4-Trimethylbenzene	-	U
VMP-9-25.5-071312	TO-15	1,3-Dichlorobenzene	-	U
VMP-9-25.5-071312	TO-15	1,4-Dichlorobenzene	-	U
VMP-9-25.5-071312	TO-15	1,2-Dichlorobenzene	-	U
VMP-9-38.5-071312	TO-15	Bromomethane	-	U
VMP-9-38.5-071312	TO-15	Carbon disulfide	-	U
VMP-9-38.5-071312	TO-15	Methylene chloride	-	U
VMP-9-38.5-071312	TO-15	Cyclohexane	-	U
VMP-9-38.5-071312	TO-15	2,2,4-Trimethylpentane	-	U
VMP-9-38.5-071312	TO-15	Trichloroethene	-	U
VMP-9-38.5-071312	TO-15	Tetrachloroethene	-	U
VMP-9-38.5-071312	TO-15	Chlorobenzene	-	U
VMP-9-38.5-071312	TO-15	Propylbenzene	-	U
VMP-9-38.5-071312	TO-15	1,3,5-Trimethylbenzene	-	U
VMP-9-38.5-071312	TO-15	1,3-Dichlorobenzene	-	U
VMP-9-38.5-071312	TO-15	1,4-Dichlorobenzene	-	U
VMP-10-5-071312	TO-15	Carbon disulfide	-	U
VMP-10-5-071312	TO-15	Methylene chloride	-	U
VMP-10-5-071312	TO-15	Cyclohexane	-	U
VMP-10-5-071312	TO-15	2,2,4-Trimethylpentane	-	U
VMP-10-5-071312	TO-15	Heptane	-	U
VMP-10-5-071312	TO-15	4-Methyl-2-pentanone	-	U
VMP-10-5-071312	TO-15	Toluene	-	U
VMP-10-5-071312	TO-15	Chlorobenzene	-	U
VMP-10-5-071312	TO-15	Ethyl benzene	-	U
VMP-10-5-071312	TO-15	m,p-Xylene	-	U
VMP-10-5-071312	TO-15	Cumene	-	U
VMP-10-5-071312	TO-15	1,2,4-Trimethylbenzene	-	U
VMP-10-5-071312	TO-15	1,4-Dichlorobenzene	-	U
VMP-10-10-071312	TO-15	Freon 113	-	U
VMP-10-10-071312	TO-15	Carbon disulfide	-	U
VMP-10-10-071312	TO-15	Methylene chloride	-	U
VMP-10-10-071312	TO-15	Hexane	-	U
VMP-10-10-071312	TO-15	Cyclohexane	-	U
VMP-10-10-071312	TO-15	2,2,4-Trimethylpentane	-	U
VMP-10-10-071312	TO-15	Heptane	-	U
VMP-10-10-071312	TO-15	4-Methyl-2-pentanone	-	U
VMP-10-10-071312	TO-15	Toluene	-	U
VMP-10-10-071312	TO-15	Chlorobenzene	-	U

Sample ID	Parameter	Analyte	New Reporting Limit (RL)	Qualification
VMP-10-10-071312	TO-15	Ethyl benzene	-	U
VMP-10-10-071312	TO-15	m,p-Xylene	-	U
VMP-10-10-071312	TO-15	o-Xylene	-	U
VMP-10-10-071312	TO-15	Cumene	-	U
VMP-10-10-071312	TO-15	1,2,4-Trimethylbenzene	-	U
VMP-10-10-071312	TO-15	1,4-Dichlorobenzene	-	U
VMP-10-20-071612	TO-15	Carbon disulfide	-	U
VMP-10-20-071612	TO-15	Methylene chloride	-	U
VMP-10-20-071612	TO-15	Cyclohexane	-	U
VMP-10-20-071612	TO-15	2,2,4-Trimethylpentane	-	U
VMP-10-20-071612	TO-15	Toluene	-	U
VMP-10-20-071612	TO-15	Chorobenzene	-	U
VMP-10-20-071612	TO-15	Ethyl benzene	-	U
VMP-10-20-071612	TO-15	m,p-Xylene	-	U
VMP-10-20-071612	TO-15	1,2,4-Trimethylbenzene	-	U
VMP-10-20-071612	TO-15	1,4-Dichlorobenzene	-	U
VMP-10-30-071612	TO-15	Carbon disulfide	-	U
VMP-10-30-071612	TO-15	Methylene chloride	-	U
VMP-10-30-071612	TO-15	Chloroform	-	U
VMP-10-30-071612	TO-15	Cyclohexane	-	U
VMP-10-30-071612	TO-15	2,2,4-Trimethylpentane	-	U
VMP-10-30-071612	TO-15	Chlorobenzene	-	U
VMP-10-30-071612	TO-15	Ethyl benzene	-	U
VMP-10-30-071612	TO-15	m,p-Xylene	-	U
VMP-10-30-071612	TO-15	1,2,4-Trimethylbenzene	-	U
VMP-10-30-071612	TO-15	1,4-Dichlorbenzene	-	U
VMP-11-5-071912	TO-15	Carbon disulfide	-	U
VMP-11-5-071912	TO-15	Methylene chloride	-	U
VMP-11-5-071912	TO-15	Hexane	-	U
VMP-11-5-071912	TO-15	Chloroform	-	U
VMP-11-5-071912	TO-15	1,2-Dichloroethane	-	U
VMP-11-5-071912	TO-15	Heptane	-	U
VMP-11-5-071912	TO-15	Trichloroethene	-	U
VMP-11-5-071912	TO-15	Chlorobenzene	-	U
VMP-11-5-071912	TO-15	m,p-Xylene	-	U
VMP-11-5-071912	TO-15	1,1,2,2-Tetrachloroethane	-	U
VMP-11-5-071912	TO-15	1,3-Dichlorobenzene	-	U
VMP-11-5-071912	TO-15	1,4-Dichlorobenzene	-	U
VMP-11-5-071912	TO-15	alpha-Chlorotoluene	-	U

The review of chromatograms indicates all peaks present were accounted or the concentrations reported were below the method detection limit. No qualification of data was required.

1.8 Surrogate Spike Recoveries

Surrogate compounds were used to evaluate the overall laboratory sample preparation efficiency on a per sample basis. All surrogate recoveries were within the method acceptance criteria. Approximately 10% of the recoveries were recalculated, and the summary forms versus the raw data were verified. No calculation or transcription errors were noted and no qualification of data was required.

1.9 Internal Standards and Retention Times

Internal standard (IS) performance criteria ensure that the GC/MS sensitivity and response are stable during each analytical run. IS areas must be within -50% to +100%, and the IS retention times must be within 30 seconds of the IS continuing calibration retention time. IS areas and retention times for the validated samples in this SDG were within evaluation criteria. The summary forms versus the raw data were verified and no transcription errors were noted.

1.10 Laboratory Control Spike (LCS) Samples

Laboratory control samples were analyzed with each analytical batch to assess the accuracy of the analytical process. LCS recoveries were within evaluation criteria with the exceptions of those summarized in the following table.

LCS/LCSD ID	Parameter	Analyte	LCS/LCSD Recovery	LCS/ LCSD RPD	LCS/LCSD/ RPD Criteria
1207455A-23A/AA	TO-15	Bromomethane	**143/145**	1	70-130/25
1207455A-23B/BB	TO-15	Bromomethane	**155/154**	1	70-130/25
1207455A-23B/BB	TO-15	Carbon disulfide	**135/134**	1	70-130/25

Analytical data that required qualification based on LCS data are included in the table below. Analytes qualified due to calibration criteria remain listed under LCS. Analytical data which were reported as non-detect and associated with LCS recoveries above evaluation criteria, indicating a possible high bias, did not require qualification.

Field ID	Parameter	Analyte	Qualification
VMP-2-22-071612	TO-15	Bromomethane	**J**
VMP-6-31.5-071612	TO-15	Carbon disulfide	**J**
VMP-6-39-071612	TO-15	Carbon disulfide	**J**

Approximately 10% of the spiking compound recoveries for the LCS's were recalculated using the LCS summary forms, and no calculation or transcription errors were noted.

1.11 Target Compound Identification and Quantification

For validation of the compound identification, chromatograms were reviewed to verify the major target peaks were identified, the spectra of the identified compounds were verified against the library spectra, and the relative retention time was no greater than 0.06 different from the associated CV retention times. Approximately 10% of the detected target analytes and spiking compounds were verified. No anomalies were noted with the identification of the target compounds in the samples.

For the validation of compound quantitation, approximately 10% of the target analytes were recalculated from the raw data, and no calculation errors were noted. Additionally, the reporting

limits were verified to determine if reporting limits (RLs) were adjusted for dilutions. No qualification of the data was required and review of the data indicated the correct RLs were reported.

1.12 Overall Data Assessment

Based on the criteria outlined, it is recommended that the results reported for these analyses are accepted for their intended use. Acceptable levels of accuracy and precision, based on LCS and surrogate data were achieved for this SDG.

eurofins | Air Toxics

8/2/2012
Ms. Elizabeth Kunkel
URS Corporation
1001 Highlands Plaza Dr. West
Suite 300
St. Louis MO 63110

Project Name: Roxana Soil Vapor
Project #: 21562735.00013
Workorder #: 1207455A

Dear Ms. Elizabeth Kunkel

The following report includes the data for the above referenced project for sample(s) received on 7/23/2012 at Air Toxics Ltd.

The data and associated QC analyzed by Modified TO-15 are compliant with the project requirements or laboratory criteria with the exception of the deviations noted in the attached case narrative.

Thank you for choosing Air Toxics Ltd. for your air analysis needs. Air Toxics Ltd. is committed to providing accurate data of the highest quality. Please feel free to contact the Project Manager: Kelly Buettner at 916-985-1000 if you have any questions regarding the data in this report.

Regards,

Kelly Buettner

Project Manager

Reviewed
on
8/24/12

eurofins | Air Toxics

WORK ORDER #: 1207455A

Work Order Summary

CLIENT:	Ms. Elizabeth Kunkel URS Corporation 1001 Highlands Plaza Dr. West Suite 300 St. Louis, MO 63110	**BILL TO:**	Accounts Payable Austin URS Corporation P.O. BOX 203970 Austin, TX 78720-1088
PHONE:	314-743-4179	**P.O. #**	21562735.00012
FAX:		**PROJECT #**	21562735.00013 Roxana Soil Vapor
DATE RECEIVED:	07/23/2012	**CONTACT:**	Kelly Buettner
DATE COMPLETED:	08/02/2012		

FRACTION #	NAME	TEST	RECEIPT VAC./PRES.	FINAL PRESSURE
01A	VMP-1-5-071612	Modified TO-15	8.0 "Hg	5 psi
02A	VMP-1-8.5-071612	Modified TO-15	8.2 "Hg	5 psi
03A	VMP-2-5-071612	Modified TO-15	8.4 "Hg	5 psi
04A	VMP-2-8.5-071612	Modified TO-15	7.6 "Hg	5 psi
05A	VMP-2-8.5-071612-Dup	Modified TO-15	8.2 "Hg	5 psi
06A	VMP-2-22-071612	Modified TO-15	8.8 "Hg	5 psi
07A	VMP-5-5-071312	Modified TO-15	10.2 "Hg	5 psi
08A	VMP-6-5-071612	Modified TO-15	10.0 "Hg	5 psi
09A	VMP-6-10-071612	Modified TO-15	9.6 "Hg	5 psi
10A	VMP-6-31.5-071612	Modified TO-15	7.8 "Hg	5 psi
11A	VMP-6-39-071612	Modified TO-15	9.6 "Hg	5 psi
11B	VMP-6-39-071612	Modified TO-15	9.6 "Hg	5 psi
12A	VMP-6-39-071612-Dup	Modified TO-15	9.8 "Hg	5 psi
12B	VMP-6-39-071612-Dup	Modified TO-15	9.8 "Hg	5 psi
13A	VMP-9-25.5-071312	Modified TO-15	9.6 "Hg	5 psi
14A	VMP-9-25.5-071312-Dup	Modified TO-15	9.0 "Hg	5 psi
15A	VMP-9-38.5-071312	Modified TO-15	11.0 "Hg	5 psi
16A	VMP-10-5-071312	Modified TO-15	9.2 "Hg	5 psi
17A	VMP-10-10-071312	Modified TO-15	8.6 "Hg	5 psi
18A	VMP-10-20-071612	Modified TO-15	7.5 "Hg	5 psi
19A	VMP-10-30-071612	Modified TO-15	6.8 "Hg	5 psi
20A	VMP-11-5-071912	Modified TO-15	10.2 "Hg	5 psi
21A	Lab Blank	Modified TO-15	NA	NA

Continued on next page

eurofins

Air Toxics

WORK ORDER #: 1207455A

Work Order Summary

CLIENT:	Ms. Elizabeth Kunkel URS Corporation 1001 Highlands Plaza Dr. West Suite 300 St. Louis, MO 63110	**BILL TO:**	Accounts Payable Austin URS Corporation P.O. BOX 203970 Austin, TX 78720-1088
PHONE:	314-743-4179	**P.O. #**	21562735.00012
FAX:		**PROJECT #**	21562735.00013 Roxana Soil Vapor
DATE RECEIVED:	07/23/2012	**CONTACT:**	Kelly Buettner
DATE COMPLETED:	08/02/2012		

FRACTION #	NAME	TEST	RECEIPT VAC./PRES.	FINAL PRESSURE
21B	Lab Blank	Modified TO-15	NA	NA
22A	CCV	Modified TO-15	NA	NA
22B	CCV	Modified TO-15	NA	NA
23A	LCS	Modified TO-15	NA	NA
23AA	LCSD	Modified TO-15	NA	NA
23B	LCS	Modified TO-15	NA	NA
23BB	LCSD	Modified TO-15	NA	NA

CERTIFIED BY: Heidi Hayes DATE: 08/02/12

Technical Director

Certification numbers: AZ Licensure AZ0775, CA NELAP - 12282CA, NY NELAP - 11291,
TX NELAP - T104704434-12-5, UT NELAP CA009332012-3, WA NELAP - C935
Name of Accrediting Agency: NELAP/ORELAP (Oregon Environmental Laboratory Accreditation Program)
Accreditation number: CA300005, Effective date: 10/18/2011, Expiration date: 10/17/2012.
Eurofins Air Toxics Ltd. certifies that the test results contained in this report meet all requirements of the NELAC standards

This report shall not be reproduced, except in full, without the written approval of Eurofins | Air Toxics, Inc

180 BLUE RAVINE ROAD, SUITE B FOLSOM, CA - 95630
(916) 985-1000 . (800) 985-5955 . FAX (916) 985-1020

LABORATORY NARRATIVE
EPA Method TO-15
URS Corporation
Workorder# 1207455A

Twenty 1 Liter Summa Canister samples were received on July 23, 2012. The laboratory performed analysis via EPA Method TO-15 using GC/MS in the full scan mode.

This workorder was independently validated prior to submittal using 'USEPA National Functional Guidelines' as generally applied to the analysis of volatile organic compounds in air. A rules-based, logic driven, independent validation engine was employed to assess completeness, evaluate pass/fail of relevant project quality control requirements and verification of all quantified amounts.

Receiving Notes

The Chain of Custody (COC) information for sample VMP-2-5-071612 did not match the entry on the sample tag with regard to sample identification. The information on the sample tag was used to process and report the sample.

Analytical Notes

As per client project requirements, the laboratory has reported estimated values for target compound hits that are below the Reporting Limit but greater than the Method Detection Limit. Concentrations that are below the level at which the canister was certified may be false positives.

Dilution was performed on samples VMP-6-31.5-071612, VMP-6-39-071612, and VMP-6-39-071612-Dup due to the presence of high level target species.

Due to high-level target compounds, samples VMP-6-39-071612 and VMP-6-39-071612-Dup were analyzed twice. In the "A" fraction, the sample was diluted to bring the highest-level compounds within the calibration range. The "B" fraction is also reported by client request and may be reported with "E" flags indicating the compound exceeds the calibration range. Both runs and associated QC are reported.

Bromomethane recoveries in the daily CCV and LCS/LCSD were outside method and laboratory acceptance criteria. Recoveries were high at 151% for the CCV analyzed 7/25/12, and 143%/145% for the LCS/LCSD analyzed 7/24/12 and 155%/154% for the LCS/LCSD analyzed 7/25/12. The detected results reported for Bromomethane in sample VMP-9-38.5-071312 and the associated laboratory blank were flagged as estimated values. All remaining samples had no detections for Bromomethane.

All Quality Control Limit exceedances and affected sample results are noted by flags. Each flag is defined at the bottom of this Case Narrative and on each Sample Result Summary page. Target compound non-detects in the samples that are associated with high bias in QC analyses have not been flagged.

Definition of Data Qualifying Flags

Eight qualifiers may have been used on the data analysis sheets and indicates as follows:

B - Compound present in laboratory blank greater than reporting limit (background subtraction not performed).

J - Estimated value.

E - Exceeds instrument calibration range.

S - Saturated peak.
Q - Exceeds quality control limits.
U - Compound analyzed for but not detected above the reporting limit.
UJ- Non-detected compound associated with low bias in the CCV and/or LCS.
N - The identification is based on presumptive evidence.

File extensions may have been used on the data analysis sheets and indicates as follows:
a-File was requantified
b-File was quantified by a second column and detector
r1-File was requantified for the purpose of reissue

eurofins

Air Toxics

Summary of Detected Compounds
EPA METHOD TO-15 GC/MS FULL SCAN

Client Sample ID: VMP-1-5-071612

Lab ID#: 1207455A-01A

Compound	Rpt. Limit (ppbv)	Amount (ppbv)	Rpt. Limit (ug/m3)	Amount (ug/m3)
Freon 12	0.92	0.54 J	4.5	2.6 J
Freon 11	0.92	0.23 J	5.1	1.3 J
Ethanol	3.7	87	6.9	160
Acetone	9.2	33	22	78
2-Propanol	3.7	53	9.0	130
Carbon Disulfide	3.7	~~1.5 J~~ 4	11	~~4.6 J~~ 4
Methylene Chloride	9.2	0.82 J	32	2.8 J
Hexane	0.92	24	3.2	85
2-Butanone (Methyl Ethyl Ketone)	3.7	23	11	68
Chloroform	0.92	0.41 J	4.5	2.0 J
1,1,1-Trichloroethane	0.92	~~0.23 J~~ 4	5.0	~~1.2 J~~ 4
Cyclohexane	0.92	11	3.1	36
2,2,4-Trimethylpentane	0.92	19	4.3	89
Benzene	0.92	26	2.9	84
Heptane	0.92	23	3.7	93
Trichloroethene	0.92	~~0.40 J~~ 4	4.9	~~2.2 J~~ 4
Bromodichloromethane	0.92	0.28 J	6.1	1.8 J
4-Methyl-2-pentanone	0.92	73	3.7	300
Toluene	0.92	38	3.4	140
Tetrachloroethene	0.92	0.58 J	6.2	3.9 J
2-Hexanone	3.7	1.0 J	15	4.1 J
Chlorobenzene	0.92	~~0.91 J~~ 4	4.2	~~4.2 J~~ 4
Ethyl Benzene	0.92	3.1	4.0	14
m,p-Xylene	0.92	6.5	4.0	28
o-Xylene	0.92	2.0	4.0	8.6
Styrene	0.92	0.88 J	3.9	3.8 J
Cumene	0.92	12	4.5	62
Propylbenzene	0.92	0.55 J	4.5	2.7 J
4-Ethyltoluene	0.92	0.97	4.5	4.8
1,3,5-Trimethylbenzene	0.92	~~0.34 J~~ 4	4.5	~~1.7 J~~ 4
1,2,4-Trimethylbenzene	0.92	0.86 J	4.5	4.2 J
1,4-Dichlorobenzene	0.92	~~0.25 J~~ 4	5.5	~~1.5 J~~ 4
Butane	3.7	7.4	8.7	18

eurofins

Air Toxics

Summary of Detected Compounds
EPA METHOD TO-15 GC/MS FULL SCAN

Client Sample ID: VMP-1-5-071612

Lab ID#: 1207455A-01A

Isopentane	3.7	14	11	42

Client Sample ID: VMP-1-8.5-071612

Lab ID#: 1207455A-02A

Compound	Rpt. Limit (ppbv)	Amount (ppbv)	Rpt. Limit (ug/m3)	Amount (ug/m3)
Freon 12	0.92	0.52 J	4.5	2.6 J
Freon 11	0.92	0.21 J	5.2	1.2 J
Ethanol	3.7	70	6.9	130
Acetone	9.2	25	22	60
2-Propanol	3.7	39	9.0	97
Carbon Disulfide	3.7	~~1.2 J~~ 4	11	~~3.9 J~~ 4
Methylene Chloride	9.2	~~0.61 J~~ 4	32	~~2.1 J~~ 4
Hexane	0.92	2.9	3.2	10
2-Butanone (Methyl Ethyl Ketone)	3.7	18	11	53
Tetrahydrofuran	0.92	1.6	2.7	4.9
Chloroform	0.92	0.16 J	4.5	0.77 J
1,1,1-Trichloroethane	0.92	~~0.21 J~~ 4	5.0	~~1.2 J~~ 4
Cyclohexane	0.92	0.92	3.2	3.2
2,2,4-Trimethylpentane	0.92	0.89 J	4.3	4.1 J
Benzene	0.92	18	2.9	58
Heptane	0.92	4.0	3.8	16
Trichloroethene	0.92	~~0.22 J~~ 4	4.9	~~1.2 J~~ 4
4-Methyl-2-pentanone	0.92	64	3.8	260
Toluene	0.92	30	3.5	110
Tetrachloroethene	0.92	0.52 J	6.2	3.5 J
2-Hexanone	3.7	0.82 J	15	3.3 J
Chlorobenzene	0.92	~~0.82 J~~ 4	4.2	~~3.8 J~~ 4
Ethyl Benzene	0.92	1.6	4.0	7.2
m,p-Xylene	0.92	4.7	4.0	20
o-Xylene	0.92	1.2	4.0	5.2
Styrene	0.92	0.79 J	3.9	3.4 J
Cumene	0.92	14	4.5	67
Propylbenzene	0.92	~~0.23 J~~ 4	4.5	~~1.1 J~~ 4
4-Ethyltoluene	0.92	0.64 J	4.5	3.2 J

eurofins

Air Toxics

Summary of Detected Compounds
EPA METHOD TO-15 GC/MS FULL SCAN

Client Sample ID: VMP-1-8.5-071612

Lab ID#: 1207455A-02A

1,3,5-Trimethylbenzene	0.92	~~0.27 J~~	4.5	~~1.3 J~~
1,2,4-Trimethylbenzene	0.92	~~0.58 J~~	4.5	~~2.9 J~~
1,4-Dichlorobenzene	0.92	~~0.27 J~~	5.5	~~1.6 J~~
Isopentane	3.7	1.8 J	11	5.5 J

Client Sample ID: VMP-2-5-071612

Lab ID#: 1207455A-03A

Compound	Rpt. Limit (ppbv)	Amount (ppbv)	Rpt. Limit (ug/m3)	Amount (ug/m3)
Freon 12	0.93	0.48 J	4.6	2.3 J
Freon 11	0.93	0.22 J	5.2	1.2 J
Ethanol	3.7	77	7.0	140
Acetone	9.3	50	22	120
2-Propanol	3.7	43	9.1	100
Carbon Disulfide	3.7	~~1.4 J~~	12	~~4.3 J~~
Methylene Chloride	9.3	0.63 J	32	2.2 J
Hexane	0.93	6.7	3.3	24
2-Butanone (Methyl Ethyl Ketone)	3.7	22	11	66
Tetrahydrofuran	0.93	1.6	2.7	4.8
Chloroform	0.93	1.4	4.5	6.7
1,1,1-Trichloroethane	0.93	~~0.17 J~~	5.1	~~0.94 J~~
Cyclohexane	0.93	1.8	3.2	6.4
2,2,4-Trimethylpentane	0.93	4.6	4.3	22
Benzene	0.93	21	3.0	67
Heptane	0.93	5.0	3.8	20
1,4-Dioxane	3.7	4.4	13	16
4-Methyl-2-pentanone	0.93	75	3.8	310
Toluene	0.93	35	3.5	130
Tetrachloroethene	0.93	0.59 J	6.3	4.0 J
2-Hexanone	3.7	1.1 J	15	4.6 J
Chlorobenzene	0.93	~~0.78 J~~	4.3	~~3.6 J~~
Ethyl Benzene	0.93	1.8	4.0	8.0
m,p-Xylene	0.93	5.9	4.0	26
o-Xylene	0.93	1.6	4.0	7.1
Styrene	0.93	0.96	4.0	4.1

eurofins | Air Toxics

Summary of Detected Compounds
EPA METHOD TO-15 GC/MS FULL SCAN

Client Sample ID: VMP-2-5-071612

Lab ID#: 1207455A-03A

Cumene	0.93	16	4.6	79
Propylbenzene	0.93	~~0.29 J~~ U	4.6	~~1.4 J~~ U
4-Ethyltoluene	0.93	1.0	4.6	5.2
1,3,5-Trimethylbenzene	0.93	~~0.40 J~~ U	4.6	~~1.9 J~~ U
1,2,4-Trimethylbenzene	0.93	0.99	4.6	4.9
1,4-Dichlorobenzene	0.93	~~0.24 J~~ U	5.6	~~1.4 J~~ U
Butane	3.7	170	8.8	400
Isopentane	3.7	75	11	220

Client Sample ID: VMP-2-8.5-071612

Lab ID#: 1207455A-04A

Compound	Rpt. Limit (ppbv)	Amount (ppbv)	Rpt. Limit (ug/m3)	Amount (ug/m3)
Freon 12	1.1	0.58 J	5.5	2.9 J
Freon 11	1.1	0.42 J	6.3	2.4 J
Ethanol	4.5	62	8.4	120
Acetone	11	20	27	47
2-Propanol	4.5	26	11	65
Carbon Disulfide	4.5	~~1.3 J~~ U	14	~~4.1 J~~ U
Methylene Chloride	11	~~0.53 J~~ U	39	~~1.8 J~~ U
trans-1,2-Dichloroethene	1.1	0.29 J	4.4	1.1 J
Hexane	1.1	2.3	3.9	8.3
2-Butanone (Methyl Ethyl Ketone)	4.5	8.2	13	24
Tetrahydrofuran	1.1	1.2	3.3	3.7
Chloroform	1.1	1.4	5.5	6.8
Cyclohexane	1.1	~~0.28 J~~ U	3.8	~~0.95 J~~ U
2,2,4-Trimethylpentane	1.1	1.6	5.2	7.3
Benzene	1.1	27	3.6	87
1,2-Dichloroethane	1.1	~~0.15 J~~ U	4.5	~~0.60 J~~ U
Heptane	1.1	1.2	4.6	4.8
cis-1,3-Dichloropropene	1.1	~~0.23 J~~ U	5.1	~~1.0 J~~ U
4-Methyl-2-pentanone	1.1	32	4.6	130
Toluene	1.1	15	4.2	57
trans-1,3-Dichloropropene	1.1	~~0.44 J~~ U	5.1	~~2.0 J~~ U
Tetrachloroethene	1.1	~~0.76 J~~ U	7.6	~~5.2 J~~ U

eurofins

Air Toxics

Summary of Detected Compounds
EPA METHOD TO-15 GC/MS FULL SCAN

Client Sample ID: VMP-2-8.5-071612

Lab ID#: 1207455A-04A

2-Hexanone	4.5	0.92 J	18	3.8 J
1,2-Dibromoethane (EDB)	1.1	~~0.30 J~~ U	8.6	~~2.3 J~~ U
Chlorobenzene	1.1	~~1.1~~ U	5.2	~~4.9~~ U
Ethyl Benzene	1.1	1.5	4.9	6.7
m,p-Xylene	1.1	4.2 J	4.9	18 J
o-Xylene	1.1	1.4	4.9	6.2
Styrene	1.1	0.74 J	4.8	3.1 J
Cumene	1.1	6.5	5.5	32
Propylbenzene	1.1	~~0.30 J~~ U	5.5	~~1.5 J~~ U
4-Ethyltoluene	1.1	0.99 J	5.5	4.9 J
1,3,5-Trimethylbenzene	1.1	~~0.34 J~~ U	5.5	~~1.7 J~~ U
1,2,4-Trimethylbenzene	1.1	0.89 J	5.5	4.4 J
1,3-Dichlorobenzene	1.1	~~0.30 J~~ U	6.7	~~1.8 J~~ U
1,4-Dichlorobenzene	1.1	~~0.54 J~~ U	6.7	~~3.2 J~~ U
1,2-Dichlorobenzene	1.1	~~0.26 J~~ U	6.7	~~1.5 J~~ U
Butane	4.5	32 J	11	77 J
Isopentane	4.5	19 J	13	56 J

Client Sample ID: VMP-2-8.5-071612-Dup

Lab ID#: 1207455A-05A

Compound	Rpt. Limit (ppbv)	Amount (ppbv)	Rpt. Limit (ug/m3)	Amount (ug/m3)
Freon 12	0.92	0.65 J	4.5	3.2 J
Bromomethane	9.2	1.0 J J	36	3.9 J J
Freon 11	0.92	0.39 J	5.2	2.2 J
Ethanol	3.7	54	6.9	100
Acetone	9.2	30	22	71
2-Propanol	3.7	25	9.0	62
Carbon Disulfide	3.7	~~0.68 J~~ U	11	~~2.1 J~~ U
Methylene Chloride	9.2	0.63 J	32	2.2 J
Hexane	0.92	2.4	3.2	8.5
2-Butanone (Methyl Ethyl Ketone)	3.7	9.4	11	28
Tetrahydrofuran	0.92	1.1	2.7	3.3
Chloroform	0.92	1.3	4.5	6.3
1,1,1-Trichloroethane	0.92	~~0.11 J~~ U	5.0	~~0.58 J~~ U

eurofins

Air Toxics

Summary of Detected Compounds
EPA METHOD TO-15 GC/MS FULL SCAN

Client Sample ID: VMP-2-8.5-071612-Dup

Lab ID#: 1207455A-05A

Cyclohexane	0.92	0.45 J	3.2	1.5 J
2,2,4-Trimethylpentane	0.92	0.99	4.3	4.6
Benzene	0.92	26	2.9	84
Heptane	0.92	1.4	3.8	5.9
Trichloroethene	0.92	~~0.30 J~~ U	4.9	~~1.6 J~~ U
4-Methyl-2-pentanone	0.92	32	3.8	130
Toluene	0.92	16	3.5	59
Tetrachloroethene	0.92	0.64 J	6.2	4.3 J
2-Hexanone	3.7	1.3 J	15	5.2 J
Chlorobenzene	0.92	~~0.72 J~~ U	4.2	~~3.3 J~~ U
Ethyl Benzene	0.92	1.9	4.0	8.4
m,p-Xylene	0.92	6.4 J	4.0	28 J
o-Xylene	0.92	2.3	4.0	9.9
Styrene	0.92	0.67 J	3.9	2.8 J
Cumene	0.92	7.0	4.5	35
Propylbenzene	0.92	~~0.45 J~~ U	4.5	~~2.2 J~~ U
4-Ethyltoluene	0.92	1.9	4.5	9.2
1,3,5-Trimethylbenzene	0.92	0.68 J	4.5	3.4 J
1,2,4-Trimethylbenzene	0.92	1.8	4.5	8.8
1,4-Dichlorobenzene	0.92	~~0.26 J~~ U	5.5	~~1.6 J~~ U
Butane	3.7	8.3 J	8.7	20 J
Isopentane	3.7	6.9 J	11	20 J

Client Sample ID: VMP-2-22-071612

Lab ID#: 1207455A-06A

Compound	Rpt. Limit (ppbv)	Amount (ppbv)	Rpt. Limit (ug/m3)	Amount (ug/m3)
Freon 12	0.95	0.59 J	4.7	2.9 J
Bromomethane	9.5	0.30 J J	37	1.2 J J
Freon 11	0.95	0.37 J	5.3	2.1 J
Ethanol	3.8	150	7.2	280
Acetone	9.5	55	22	130
2-Propanol	3.8	80	9.3	200
Carbon Disulfide	3.8	~~1.7 J~~ U	12	~~5.4 J~~ U
Methylene Chloride	9.5	0.76 J	33	2.6 J

eurofins

Air Toxics

Summary of Detected Compounds
EPA METHOD TO-15 GC/MS FULL SCAN

Client Sample ID: VMP-2-22-071612

Lab ID#: 1207455A-06A

Hexane	0.95	9.7	3.3	34
2-Butanone (Methyl Ethyl Ketone)	3.8	18	11	54
Tetrahydrofuran	0.95	2.1	2.8	6.2
Chloroform	0.95	1.2	4.6	6.0
Cyclohexane	0.95	2.5	3.3	8.7
2,2,4-Trimethylpentane	0.95	4.8	4.4	23
Benzene	0.95	60	3.0	190
Heptane	0.95	6.8	3.9	28
4-Methyl-2-pentanone	0.95	70	3.9	290
Toluene	0.95	30	3.6	110
trans-1,3-Dichloropropene	0.95	~~0.23 J~~ U	4.3	~~1.0 J~~ U
Tetrachloroethene	0.95	0.52 J	6.4	3.5 J
2-Hexanone	3.8	1.4 J	16	5.8 J
Chlorobenzene	0.95	~~0.65 J~~ U	4.4	~~3.0 J~~ U
Ethyl Benzene	0.95	2.4	4.1	10
m,p-Xylene	0.95	6.8	4.1	30
o-Xylene	0.95	2.2	4.1	9.4
Styrene	0.95	0.87 J	4.0	3.7 J
Cumene	0.95	13	4.7	65
Propylbenzene	0.95	~~0.46 J~~ U	4.7	~~2.2 J~~ U
4-Ethyltoluene	0.95	1.6	4.7	7.7
1,3,5-Trimethylbenzene	0.95	~~0.40 J~~ U	4.7	~~2.0 J~~ U
1,2,4-Trimethylbenzene	0.95	1.1	4.7	5.6
1,3-Dichlorobenzene	0.95	~~0.23 J~~ U	5.7	~~1.4 J~~ U
1,4-Dichlorobenzene	0.95	~~0.29 J~~ U	5.7	~~1.8 J~~ U
1,2-Dichlorobenzene	0.95	~~0.18 J~~ U	5.7	~~1.1 J~~ U
Butane	3.8	18	9.0	42
Isopentane	3.8	14	11	40

Client Sample ID: VMP-5-5-071312

Lab ID#: 1207455A-07A

Compound	Rpt. Limit (ppbv)	Amount (ppbv)	Rpt. Limit (ug/m3)	Amount (ug/m3)
Freon 12	1.0	0.48 J	5.0	2.4 J
Freon 11	1.0	0.29 J	5.7	1.6 J

eurofins

Air Toxics

Summary of Detected Compounds
EPA METHOD TO-15 GC/MS FULL SCAN

Client Sample ID: VMP-5-5-071312

Lab ID#: 1207455A-07A

Ethanol	4.1	19	7.6	35
Acetone	10	99	24	240
2-Propanol	4.1	220	10	540
Carbon Disulfide	4.1	~~1.9 J~~	13	~~5.8 J~~
Methylene Chloride	10	~~0.35 J~~	35	~~1.2 J~~
Hexane	1.0	~~0.38 J~~	3.6	~~1.3 J~~
2-Butanone (Methyl Ethyl Ketone)	4.1	5.4	12	16
Chloroform	1.0	~~0.17 J~~	5.0	~~0.84 J~~
Cyclohexane	1.0	~~0.17 J~~	3.5	~~0.59 J~~
2,2,4-Trimethylpentane	1.0	~~0.72 J~~	4.7	~~3.4 J~~
Benzene	1.0	0.86 J	3.2	2.8 J
Heptane	1.0	0.70 J	4.2	2.9 J
4-Methyl-2-pentanone	1.0	~~1.2~~	4.2	~~4.8~~
Toluene	1.0	1.0	3.8	3.8
trans-1,3-Dichloropropene	1.0	~~0.29 J~~	4.6	~~1.3 J~~
Tetrachloroethene	1.0	~~0.23 J~~	6.9	~~1.6 J~~
Chlorobenzene	1.0	~~0.88 J~~	4.7	~~4.0 J~~
Ethyl Benzene	1.0	~~0.26 J~~	4.4	~~1.1 J~~
m,p-Xylene	1.0	~~0.51 J~~	4.4	~~2.2 J~~
o-Xylene	1.0	~~0.33 J~~	4.4	~~1.4 J~~
Cumene	1.0	~~0.27 J~~	5.0	~~1.3 J~~
4-Ethyltoluene	1.0	0.46 J	5.0	2.3 J
1,3,5-Trimethylbenzene	1.0	~~0.19 J~~	5.0	~~0.94 J~~
1,2,4-Trimethylbenzene	1.0	~~0.48 J~~	5.0	~~2.3 J~~
1,3-Dichlorobenzene	1.0	~~0.28 J~~	6.1	~~1.7 J~~
1,4-Dichlorobenzene	1.0	~~0.23 J~~	6.1	~~1.4 J~~
Isopentane	4.1	2.3 J	12	6.9 J

Client Sample ID: VMP-6-5-071612

Lab ID#: 1207455A-08A

Compound	Rpt. Limit (ppbv)	Amount (ppbv)	Rpt. Limit (ug/m3)	Amount (ug/m3)
Freon 12	1.0	0.59 J	5.0	2.9 J
Freon 11	1.0	0.25 J	5.6	1.4 J
Ethanol	4.0	6.6	7.6	12

eurofins

Air Toxics

Summary of Detected Compounds
EPA METHOD TO-15 GC/MS FULL SCAN

Client Sample ID: VMP-6-5-071612

Lab ID#: 1207455A-08A

Acetone	10	32	24	75
2-Propanol	4.0	4.0	9.9	9.8
Carbon Disulfide	4.0	~~1.6 J~~	12	~~5.2 J~~
Methylene Chloride	10	~~0.48 J~~	35	~~1.7 J~~
Hexane	1.0	1.0	3.5	3.7
2-Butanone (Methyl Ethyl Ketone)	4.0	2.7 J	12	8.0 J
Tetrahydrofuran	1.0	0.50 J	3.0	1.5 J
Chloroform	1.0	0.18 J	4.9	0.86 J
Cyclohexane	1.0	0.44 J	3.4	1.5 J
2,2,4-Trimethylpentane	1.0	0.54 J	4.7	2.5 J
Benzene	1.0	3.0	3.2	9.7
Heptane	1.0	0.62 J	4.1	2.5 J
4-Methyl-2-pentanone	1.0	0.72 J	4.1	2.9 J
Toluene	1.0	1.2	3.8	4.5
trans-1,3-Dichloropropene	1.0	~~0.25 J~~	4.6	~~1.2 J~~
Chlorobenzene	1.0	~~0.91 J~~	4.6	~~4.2 J~~
Ethyl Benzene	1.0	~~0.32 J~~	4.4	~~1.4 J~~
m,p-Xylene	1.0	0.74 J	4.4	3.2 J
o-Xylene	1.0	0.26 J	4.4	1.1 J
Cumene	1.0	~~0.17 J~~	4.9	~~0.84 J~~
Propylbenzene	1.0	~~0.15 J~~	4.9	~~0.76 J~~
4-Ethyltoluene	1.0	0.39 J	4.9	1.9 J
1,3,5-Trimethylbenzene	1.0	~~0.18 J~~	4.9	~~0.91 J~~
1,2,4-Trimethylbenzene	1.0	~~0.26 J~~	4.9	~~1.3 J~~
1,3-Dichlorobenzene	1.0	~~0.23 J~~	6.0	~~1.4 J~~
1,4-Dichlorobenzene	1.0	~~0.18 J~~	6.0	~~1.1 J~~

Client Sample ID: VMP-6-10-071612

Lab ID#: 1207455A-09A

Compound	Rpt. Limit (ppbv)	Amount (ppbv)	Rpt. Limit (ug/m3)	Amount (ug/m3)
Freon 12	1.3	0.51 J	6.5	2.5 J
Freon 11	1.3	0.23 J	7.4	1.3 J
Ethanol	5.3	5.0 J	9.9	9.4 J
Acetone	13	21	31	51

eurofins | Air Toxics

Summary of Detected Compounds
EPA METHOD TO-15 GC/MS FULL SCAN

Client Sample ID: VMP-6-10-071612

Lab ID#: 1207455A-09A

2-Propanol	5.3	5.2 J	13	13 J
Carbon Disulfide	5.3	~~1.8 J~~ U	16	~~5.8 J~~ U
Methylene Chloride	13	~~0.28 J~~ U	46	~~0.97 J~~ U
Hexane	1.3	0.77 J	4.6	2.7 J
2-Butanone (Methyl Ethyl Ketone)	5.3	3.2 J	16	9.6 J
Tetrahydrofuran	1.3	~~0.43 J~~ U	3.9	~~1.3 J~~ U
Chloroform	1.3	~~0.24 J~~ U	6.4	~~1.2 J~~ U
1,1,1-Trichloroethane	1.3	~~0.11 J~~ U	7.2	~~0.60 J~~ U
Cyclohexane	1.3	1.0 J	4.5	3.5 J
2,2,4-Trimethylpentane	1.3	1.2 J	6.2	5.4 J
Benzene	1.3	2.5	4.2	8.1
Heptane	1.3	~~0.66 J~~ U	5.4	~~2.7 J~~ U
Bromodichloromethane	1.3	~~0.19 J~~ U	8.8	~~1.3 J~~ U
cis-1,3-Dichloropropene	1.3	~~0.24 J~~ U	6.0	~~1.1 J~~ U
4-Methyl-2-pentanone	1.3	1.8	5.4	7.6
Toluene	1.3	1.3	5.0	5.1
trans-1,3-Dichloropropene	1.3	~~0.55 J~~ U	6.0	~~2.5 J~~ U
Tetrachloroethene	1.3	~~0.33 J~~ U	9.0	~~2.2 J~~ U
Chlorobenzene	1.3	~~1.3~~ U	6.1	~~6.0~~ U
Ethyl Benzene	1.3	~~0.41 J~~ U	5.7	~~1.8 J~~ U
m,p-Xylene	1.3	0.87 J	5.7	3.8 J
o-Xylene	1.3	~~0.30 J~~ U	5.7	~~1.3 J~~ U
Cumene	1.3	~~0.20 J~~ U	6.5	~~0.96 J~~ U
Propylbenzene	1.3	~~0.24 J~~ U	6.5	~~1.2 J~~ U
4-Ethyltoluene	1.3	0.31 J	6.5	1.5 J
1,3,5-Trimethylbenzene	1.3	~~0.23 J~~ U	6.5	~~1.1 J~~ U
1,2,4-Trimethylbenzene	1.3	~~0.50 J~~ U	6.5	~~2.5 J~~ U
1,3-Dichlorobenzene	1.3	~~0.72 J~~ U	7.9	~~4.3 J~~ U
1,4-Dichlorobenzene	1.3	~~0.37 J~~ U	7.9	~~2.2 J~~ U
1,2-Dichlorobenzene	1.3	~~0.24 J~~ U	7.9	~~1.4 J~~ U
Isopentane	5.3	1.5 J	16	4.3 J

Client Sample ID: VMP-6-31.5-071612

Lab ID#: 1207455A-10A

eurofins

Air Toxics

Summary of Detected Compounds
EPA METHOD TO-15 GC/MS FULL SCAN

Client Sample ID: VMP-6-31.5-071612

Lab ID#: 1207455A-10A

Compound	Rpt. Limit (ppbv)	Amount (ppbv)	Rpt. Limit (ug/m3)	Amount (ug/m3)
Freon 12	1.8	0.46 J	9.0	2.2 J
Ethanol	7.2	23	14	43
Acetone	18	41	43	98
2-Propanol	7.2	32	18	78
Carbon Disulfide	7.2	5.4 J J	22	17 J J
Methylene Chloride	18	0.69 J	63	2.4 J
Hexane	1.8	5.5	6.4	19
2-Butanone (Methyl Ethyl Ketone)	7.2	4.2 J	21	12 J
Chloroform	1.8	1.1 J	8.8	5.5 J
Cyclohexane	1.8	11	6.2	37
2,2,4-Trimethylpentane	1.8	660	8.4	3100
Benzene	1.8	4.8	5.8	16
4-Methyl-2-pentanone	1.8	1.3 J	7.4	5.5 J
Toluene	1.8	7.6	6.8	29
Tetrachloroethene	1.8	1.1 J	12	7.4 J
Chlorobenzene	1.8	~~1.5 J~~ 4	8.3	~~7.1 J~~ 4
Ethyl Benzene	1.8	~~0.50 J~~ 4	7.8	~~2.2 J~~ 4
m,p-Xylene	1.8	0.80 J	7.8	3.5 J
o-Xylene	1.8	0.54 J	7.8	2.4 J
Cumene	1.8	~~0.31 J~~ 4	8.9	~~1.5 J~~ 4
Propylbenzene	1.8	~~0.34 J~~ 4	8.9	~~1.6 J~~ 4
4-Ethyltoluene	1.8	1.2 J	8.9	5.8 J
1,3,5-Trimethylbenzene	1.8	~~0.33 J~~ 4	8.9	~~1.6 J~~ 4
1,2,4-Trimethylbenzene	1.8	1.0 J	8.9	4.9 J
1,3-Dichlorobenzene	1.8	~~0.67 J~~ 4	11	~~4.0 J~~ 4
1,4-Dichlorobenzene	1.8	~~0.23 J~~ 4	11	~~1.4 J~~ 4
Butane	7.2	21	17	50
Isopentane	7.2	20	21	60

Client Sample ID: VMP-6-39-071612

Lab ID#: 1207455A-11A

Compound	Rpt. Limit (ppbv)	Amount (ppbv)	Rpt. Limit (ug/m3)	Amount (ug/m3)

eurofins

Air Toxics

Summary of Detected Compounds
EPA METHOD TO-15 GC/MS FULL SCAN

Client Sample ID: VMP-6-39-071612 *Use these results only. All other data was reported from the 7.88x dilution analysis.

Lab ID#: 1207455A-11A

DF = 11.3

Compound	Rpt. Limit (ppbv)	Amount (ppbv)	Rpt. Limit (ug/m3)	Amount (ug/m3)
Freon 12	5.6	0.70 J	28	3.4 J
Ethanol	23	11 J	42	21 J
Acetone	56	20 J	130	47 J
2-Propanol	23	6.8 J	56	17 J
Hexane	5.6	12	20	42
Cyclohexane	5.6	33	19	110
* 2,2,4-Trimethylpentane	5.6	1700	26	8100
Benzene	5.6	6.0	18	19
Toluene	5.6	2.2 J	21	8.2 J
Chlorobenzene	5.6	3.7 J	26	17 J
m,p-Xylene	5.6	1.3 J	24	5.5 J
Butane	23	30	54	72
Isopentane	23	36	67	100

Client Sample ID: VMP-6-39-071612 *Do not use this data. Use all other data.

Lab ID#: 1207455A-11B

DF = 7.88

Compound	Rpt. Limit (ppbv)	Amount (ppbv)	Rpt. Limit (ug/m3)	Amount (ug/m3)
Freon 12	3.9	0.51 J	19	2.5 J
Ethanol	16	10 J	30	19 J
Acetone	39	22 J	94	52 J
2-Propanol	16	4.4 J	39	11 J
Carbon Disulfide	16	3.4 J J	49	11 J J
Hexane	3.9	9.6	14	34
Cyclohexane	3.9	29	14	100
* ~~2,2,4-Trimethylpentane~~	~~3.9~~	~~1800 E~~	~~18~~	~~8500 E~~
Benzene	3.9	6.3	12	20
Toluene	3.9	2.4 J	15	9.2 J
Chlorobenzene	3.9	3.6 J	18	16 J
Ethyl Benzene	3.9	0.88 J	17	3.8 J
m,p-Xylene	3.9	1.4 J	17	6.3 J
Cumene	3.9	0.60 J	19	2.9 J
1,3-Dichlorobenzene	3.9	1.3 J	24	7.9 J

eurofins

Air Toxics

Summary of Detected Compounds
EPA METHOD TO-15 GC/MS FULL SCAN

Client Sample ID: VMP-6-39-071612

Lab ID#: 1207455A-11B

Butane	16	29	37	69
Isopentane	16	33	46	98

Client Sample ID: VMP-6-39-071612-Dup * use these results only. All other data was reported from the 7.96x dilution analysis.

Lab ID#: 1207455A-12A

DF = 11.4

Compound	Rpt. Limit (ppbv)	Amount (ppbv)	Rpt. Limit (ug/m3)	Amount (ug/m3)
Ethanol	23	9.8 J	43	18 J
Acetone	57	12 J	140	28 J
2-Propanol	23	4.0 J	56	9.7 J
Carbon Disulfide	23	5.3 J	71	16 J
Hexane	5.7	7.3	20	26
Cyclohexane	5.7	31	20	110
* 2,2,4-Trimethylpentane	5.7	1800	27	8200
Benzene	5.7	5.0 J	18	16 J
Toluene	5.7	1.7 J	21	6.4 J
Chlorobenzene	5.7	3.6 J	26	17 J
m,p-Xylene	5.7	0.94 J	25	4.1 J
Butane	23	28	54	68
Isopentane	23	32	67	96

Client Sample ID: VMP-6-39-071612-Dup * Do not use this data. Use all other data

Lab ID#: 1207455A-12B

DF = 7.96

Compound	Rpt. Limit (ppbv)	Amount (ppbv)	Rpt. Limit (ug/m3)	Amount (ug/m3)
Freon 12	4.0	0.62 J	20	3.0 J
Ethanol	16	12 J	30	22 J
Acetone	40	24 J	94	57 J
2-Propanol	16	2.9 J	39	7.1 J
Carbon Disulfide	16	3.9 J J	50	12 J J
Methylene Chloride	40	0.75 J	140	2.6 J
Hexane	4.0	9.5	14	33
Cyclohexane	4.0	31	14	110
* ~~2,2,4-Trimethylpentane~~	~~4.0~~	~~1800 E~~	~~18~~	~~8500 E~~

eurofins | Air Toxics

Summary of Detected Compounds
EPA METHOD TO-15 GC/MS FULL SCAN

Client Sample ID: VMP-6-39-071612-Dup

Lab ID#: 1207455A-12B

Benzene	4.0	5.1	13	16
Toluene	4.0	1.8 J	15	6.7 J
Chlorobenzene	4.0	2.8 J	18	13 J
Butane	16	26	38	62
Isopentane	16	37	47	110

Client Sample ID: VMP-9-25.5-071312

Lab ID#: 1207455A-13A

Compound	Rpt. Limit (ppbv)	Amount (ppbv)	Rpt. Limit (ug/m3)	Amount (ug/m3)
Freon 12	0.98	0.60 J	4.9	2.9 J
Freon 11	0.98	0.26 J	5.5	1.5 J
Ethanol	3.9	48 J	7.4	90 J
Acetone	9.8	43	23	100
2-Propanol	3.9	38	9.7	93
Carbon Disulfide	3.9	~~1.6 J~~ U	12	~~5.1 J~~ U
Methylene Chloride	9.8	0.79 J U	34	2.7 J
Hexane	0.98	~~0.42 J~~	3.5	~~1.5 J~~ U
2-Butanone (Methyl Ethyl Ketone)	3.9	11	12	32
Tetrahydrofuran	0.98	1.2	2.9	3.6
Chloroform	0.98	1.4	4.8	6.8
1,1,1-Trichloroethane	0.98	~~0.10 J~~ U	5.4	~~0.57 J~~ U
Cyclohexane	0.98	~~0.55 J~~ U	3.4	~~1.9 J~~ U
2,2,4-Trimethylpentane	0.98	~~0.56 J~~ U	4.6	~~2.6 J~~ U
Benzene	0.98	19	3.1	62
1,2-Dichloroethane	0.98	~~0.17 J~~ U	4.0	~~0.69 J~~ U
Heptane	0.98	0.75 J	4.0	3.1 J
4-Methyl-2-pentanone	0.98	42	4.0	170
Toluene	0.98	20	3.7	77
trans-1,3-Dichloropropene	0.98	~~0.35 J~~ U	4.5	~~1.6 J~~ U
Tetrachloroethene	0.98	~~0.38 J~~ U	6.7	~~2.5 J~~ U
2-Hexanone	3.9	1.1 J	16	4.6 J
Chlorobenzene	0.98	~~0.93 J~~ U	4.5	~~4.3 J~~ U
Ethyl Benzene	0.98	1.2	4.3	5.4
m,p-Xylene	0.98	4.1	4.3	18

eurofins

Air Toxics

Summary of Detected Compounds
EPA METHOD TO-15 GC/MS FULL SCAN

Client Sample ID: VMP-9-25.5-071312

Lab ID#: 1207455A-13A

o-Xylene	0.98	1.5	4.3	6.4
Styrene	0.98	0.64 J	4.2	2.7 J
Cumene	0.98	11	4.8	53
Propylbenzene	0.98	~~0.29 J~~ U	4.8	~~1.4 J~~ U
4-Ethyltoluene	0.98	0.80 J	4.8	4.0 J
1,3,5-Trimethylbenzene	0.98	~~0.28 J~~ U	4.8	~~1.4 J~~ U
1,2,4-Trimethylbenzene	0.98	~~0.56 J~~ U	4.8	~~2.8 J~~ U
1,3-Dichlorobenzene	0.98	~~0.23 J~~ U	5.9	~~1.4 J~~ U
1,4-Dichlorobenzene	0.98	~~0.32 J~~ U	5.9	~~2.0 J~~ U
1,2-Dichlorobenzene	0.98	~~0.18 J~~ U	5.9	~~1.1 J~~ U

Client Sample ID: VMP-9-25.5-071312-Dup

Lab ID#: 1207455A-14A

Compound	Rpt. Limit (ppbv)	Amount (ppbv)	Rpt. Limit (ug/m3)	Amount (ug/m3)
Freon 12	0.96	0.54 J	4.7	2.7 J
Freon 11	0.96	0.28 J	5.4	1.6 J
Ethanol	3.8	96 J	7.2	180 J
Acetone	9.6	44	23	100
2-Propanol	3.8	44	9.4	110
Carbon Disulfide	3.8	~~1.5 J~~ U	12	~~4.6 J~~ U
Methylene Chloride	9.6	~~0.33 J~~ U	33	~~1.2 J~~ U
Hexane	0.96	0.71 J	3.4	2.5 J
2-Butanone (Methyl Ethyl Ketone)	3.8	11	11	32
Tetrahydrofuran	0.96	1.3	2.8	4.0
Chloroform	0.96	1.2	4.7	5.8
Cyclohexane	0.96	~~0.23 J~~ U	3.3	~~0.80 J~~ U
2,2,4-Trimethylpentane	0.96	~~0.53 J~~ U	4.5	~~2.5 J~~ U
Benzene	0.96	19	3.0	61
Heptane	0.96	~~0.66 J~~ U	3.9	~~2.7 J~~ U
4-Methyl-2-pentanone	0.96	42	3.9	170
Toluene	0.96	20	3.6	75
trans-1,3-Dichloropropene	0.96	~~0.29 J~~ U	4.3	~~1.3 J~~ U
Tetrachloroethene	0.96	~~0.45 J~~ U	6.5	~~3.0 J~~ U
2-Hexanone	3.8	0.89 J	16	3.6 J

eurofins

Air Toxics

Summary of Detected Compounds
EPA METHOD TO-15 GC/MS FULL SCAN

Client Sample ID: VMP-9-25.5-071312-Dnp

Lab ID#: 1207455A-14A

Chlorobenzene	0.96	~~0.84 J~~ U	4.4	~~3.8 J~~ U
Ethyl Benzene	0.96	1.2	4.1	5.4
m,p-Xylene	0.96	3.9	4.1	17
o-Xylene	0.96	1.4	4.1	6.0
Styrene	0.96	0.70 J	4.1	3.0 J
Cumene	0.96	9.9	4.7	49
Propylbenzene	0.96	~~0.24 J~~ U	4.7	~~1.2 J~~ U
4-Ethyltoluene	0.96	0.75 J	4.7	3.7 J
1,3,5-Trimethylbenzene	0.96	~~0.28 J~~ U	4.7	~~1.4 J~~ U
1,2,4-Trimethylbenzene	0.96	~~0.61 J~~ U	4.7	~~3.0 J~~ U
1,3-Dichlorobenzene	0.96	~~0.22 J~~ U	5.7	~~1.3 J~~ U
1,4-Dichlorobenzene	0.96	~~0.29 J~~ U	5.7	~~1.7 J~~ U
1,2-Dichlorobenzene	0.96	~~0.18 J~~ U	5.7	~~1.0 J~~ U
Isopentane	3.8	1.9 J	11	5.6 J

Client Sample ID: VMP-9-38.5-071312

Lab ID#: 1207455A-15A

Compound	Rpt. Limit (ppbv)	Amount (ppbv)	Rpt. Limit (ug/m3)	Amount (ug/m3)
Freon 12	1.1	0.51 J	5.2	2.5 J
Bromomethane	11	~~0.31 J~~ U	41	~~1.2 J~~ U
Freon 11	1.1	0.25 J	6.0	1.4 J
Ethanol	4.2	100	8.0	190
Acetone	11	45	25	110
2-Propanol	4.2	36	10	88
Carbon Disulfide	4.2	~~1.6 J~~ U	13	~~4.9 J~~ U
Methylene Chloride	11	~~0.27 J~~ U	37	~~0.93 J~~ U
Methyl tert-butyl ether	1.1	2.1	3.8	7.5
Hexane	1.1	0.51 J	3.7	1.8 J
2-Butanone (Methyl Ethyl Ketone)	4.2	14	12	41
Tetrahydrofuran	1.1	1.5	3.1	4.4
Chloroform	1.1	1.5	5.2	7.3
Cyclohexane	1.1	~~0.16 J~~ U	3.6	~~0.57 J~~ U
2,2,4-Trimethylpentane	1.1	~~0.51 J~~ U	5.0	~~2.4 J~~ U
Benzene	1.1	66	3.4	210

eurofins

Air Toxics

Summary of Detected Compounds
EPA METHOD TO-15 GC/MS FULL SCAN

Client Sample ID: VMP-9-38.5-071312

Lab ID#: 1207455A-15A

Heptane	1.1	0.79 J	4.3	3.2 J
Trichloroethene	1.1	~~0.25 J~~ 4	5.7	~~1.4 J~~ 4
4-Methyl-2-pentanone	1.1	47	4.3	190
Toluene	1.1	18	4.0	70
Tetrachloroethene	1.1	~~0.32 J~~ 4	7.2	~~2.2 J~~ 4
2-Hexanone	4.2	1.2 J	17	5.1 J
Chlorobenzene	1.1	~~0.87 J~~ 4	4.9	~~4.0 J~~ 4
Ethyl Benzene	1.1	1.0 J	4.6	4.6 J
m,p-Xylene	1.1	3.4	4.6	14
o-Xylene	1.1	1.2	4.6	5.0
Styrene	1.1	0.86 J	4.5	3.7 J
Cumene	1.1	10	5.2	52
Propylbenzene	1.1	~~0.23 J~~ 4	5.2	~~1.1 J~~ 4
4-Ethyltoluene	1.1	0.74 J	5.2	3.6 J
1,3,5-Trimethylbenzene	1.1	~~0.28 J~~ 4	5.2	~~1.4 J~~ 4
1,2,4-Trimethylbenzene	1.1	0.70 J	5.2	3.5 J
1,3-Dichlorobenzene	1.1	~~0.26 J~~ 4	6.4	~~1.6 J~~ 4
1,4-Dichlorobenzene	1.1	~~0.34 J~~ 4	6.4	~~2.0 J~~ 4
Butane	4.2	2.8 J	10	6.6 J
Isopentane	4.2	2.8 J	12	8.4 J

Client Sample ID: VMP-10-5-071312

Lab ID#: 1207455A-16A

Compound	Rpt. Limit (ppbv)	Amount (ppbv)	Rpt. Limit (ug/m3)	Amount (ug/m3)
Freon 12	0.96	0.57 J	4.8	2.8 J
Freon 11	0.96	0.23 J	5.4	1.3 J
Ethanol	3.9	1.6 J	7.3	2.9 J
Acetone	9.6	14	23	33
2-Propanol	3.9	0.94 J	9.5	2.3 J
Carbon Disulfide	3.9	~~1.6 J~~ 4	12	~~5.0 J~~ 4
Methylene Chloride	9.6	~~0.28 J~~ 4	34	~~0.96 J~~ 4
Hexane	0.96	0.48 J	3.4	1.7 J
2-Butanone (Methyl Ethyl Ketone)	3.9	1.9 J	11	5.7 J
Tetrahydrofuran	0.96	2.5	2.8	7.3

eurofins | Air Toxics

Summary of Detected Compounds
EPA METHOD TO-15 GC/MS FULL SCAN

Client Sample ID: VMP-10-5-071312

Lab ID#: 1207455A-16A

Cyclohexane	0.96	~~0.42 J~~ U	3.3	~~1.5 J~~ U
2,2,4-Trimethylpentane	0.96	~~0.29 J~~ U	4.5	~~1.4 J~~ U
Benzene	0.96	0.78 J	3.1	2.5 J
Heptane	0.96	~~0.25 J~~ U	4.0	~~1.0 J~~ U
4-Methyl-2-pentanone	0.96	~~0.54 J~~	4.0	~~2.2 J~~
Toluene	0.96	~~0.61 J~~	3.6	~~2.3 J~~
Chlorobenzene	0.96	~~0.90 J~~	4.4	~~4.1 J~~
Ethyl Benzene	0.96	~~0.17 J~~	4.2	~~0.72 J~~
m,p-Xylene	0.96	~~0.32 J~~	4.2	~~1.4 J~~
Cumene	0.96	~~0.15 J~~	4.7	~~0.73 J~~
1,2,4-Trimethylbenzene	0.96	~~0.18 J~~	4.7	~~0.88 J~~
1,4-Dichlorobenzene	0.96	~~0.14 J~~	5.8	~~0.85 J~~

Client Sample ID: VMP-10-10-071312

Lab ID#: 1207455A-17A

Compound	Rpt. Limit (ppbv)	Amount (ppbv)	Rpt. Limit (ug/m3)	Amount (ug/m3)
Freon 12	0.94	0.46 J	4.6	2.3 J
Ethanol	3.8	20	7.1	38
Freon 113	0.94	~~0.18 J~~ U	7.2	~~1.4 J~~ U
Acetone	9.4	12	22	29
2-Propanol	3.8	5.5	9.2	14
Carbon Disulfide	3.8	~~1.1 J~~ U	12	~~3.5 J~~ U
Methylene Chloride	9.4	~~0.22 J~~ U	33	~~0.78 J~~ U
Hexane	0.94	~~0.38 J~~ U	3.3	~~1.4 J~~ U
2-Butanone (Methyl Ethyl Ketone)	3.8	1.3 J	11	3.8 J
Tetrahydrofuran	0.94	2.0	2.8	6.0
Cyclohexane	0.94	~~0.27 J~~ U	3.2	~~0.93 J~~ U
2,2,4-Trimethylpentane	0.94	~~0.40 J~~ U	4.4	~~1.9 J~~ U
Benzene	0.94	3.2	3.0	10
Heptane	0.94	~~0.28 J~~ U	3.8	~~1.1 J~~ U
4-Methyl-2-pentanone	0.94	~~0.48 J~~ U	3.8	~~2.0 J~~ U
Toluene	0.94	~~0.80 J~~ U	3.5	~~3.0 J~~ U
Chlorobenzene	0.94	~~0.82 J~~ U	4.3	~~3.8 J~~ U
Ethyl Benzene	0.94	~~0.16 J~~ U	4.1	~~0.67 J~~ U

eurofins

Air Toxics

Summary of Detected Compounds
EPA METHOD TO-15 GC/MS FULL SCAN

Client Sample ID: VMP-10-10-071312

Lab ID#: 1207455A-17A

m,p-Xylene	0.94	~~0.38 J~~ U	4.1	~~1.7 J~~ U
o-Xylene	0.94	~~0.19 J~~ U	4.1	~~0.82 J~~ U
Cumene	0.94	~~0.28 J~~ U	4.6	~~1.4 J~~ U
1,2,4-Trimethylbenzene	0.94	~~0.20 J~~ U	4.6	~~0.96 J~~ U
1,4-Dichlorobenzene	0.94	~~0.20 J~~ U	5.6	~~1.2 J~~ U
Isopentane	3.8	1.0 J	11	3.0 J

Client Sample ID: VMP-10-20-071612

Lab ID#: 1207455A-18A

Compound	Rpt. Limit (ppbv)	Amount (ppbv)	Rpt. Limit (ug/m3)	Amount (ug/m3)
Freon 12	0.90	0.57 J	4.4	2.8 J
Freon 11	0.90	0.21 J	5.0	1.2 J
Ethanol	3.6	1.3 J	6.7	2.4 J
Acetone	9.0	8.9 J	21	21 J
2-Propanol	3.6	0.55 J	8.8	1.4 J
Carbon Disulfide	3.6	~~1.1 J~~ U	11	~~3.4 J~~ U
Methylene Chloride	9.0	~~0.39 J~~ U	31	~~1.4 J~~ U
Hexane	0.90	1.2	3.2	4.3
2-Butanone (Methyl Ethyl Ketone)	3.6	1.0 J	10	3.0 J
Tetrahydrofuran	0.90	1.4	2.6	4.1
Cyclohexane	0.90	~~0.49 J~~ U	3.1	~~1.7 J~~ U
2,2,4-Trimethylpentane	0.90	~~0.50 J~~ U	4.2	~~2.3 J~~ U
Benzene	0.90	2.6	2.8	8.4
Heptane	0.90	0.74 J	3.7	3.0 J
1,4-Dioxane	3.6	5.5	13	20
Toluene	0.90	~~0.70 J~~ U	3.4	~~2.6 J~~ U
Chlorobenzene	0.90	~~0.72 J~~ U	4.1	~~3.3 J~~ U
Ethyl Benzene	0.90	~~0.18 J~~ U	3.9	~~0.80 J~~ U
m,p-Xylene	0.90	~~0.38 J~~ U	3.9	~~1.7 J~~ U
1,2,4-Trimethylbenzene	0.90	~~0.18 J~~ U	4.4	~~0.91 J~~ U
1,4-Dichlorobenzene	0.90	~~0.19 J~~ U	5.4	~~1.1 J~~ U
Isopentane	3.6	1.9 J	10	5.6 J

eurofins

Air Toxics

Summary of Detected Compounds
EPA METHOD TO-15 GC/MS FULL SCAN

Client Sample ID: VMP-10-30-071612

Lab ID#: 1207455A-19A

Compound	Rpt. Limit (ppbv)	Amount (ppbv)	Rpt. Limit (ug/m3)	Amount (ug/m3)
Freon 12	0.86	0.53 J	4.3	2.6 J
Freon 11	0.86	0.23 J	4.9	1.3 J
Acetone	8.6	8.8	20	21
2-Propanol	3.5	0.48 J	8.5	1.2 J
Carbon Disulfide	3.5	~~0.93 J~~	11	~~2.9 J~~
Methylene Chloride	8.6	~~0.51 J~~	30	~~1.8 J~~
Hexane	0.86	2.8	3.0	10
2-Butanone (Methyl Ethyl Ketone)	3.5	1.4 J	10	4.1 J
Tetrahydrofuran	0.86	1.5	2.6	4.6
Chloroform	0.86	~~0.21 J~~	4.2	~~1.0 J~~
Cyclohexane	0.86	~~0.74 J~~	3.0	~~2.5 J~~
2,2,4-Trimethylpentane	0.86	~~0.38 J~~	4.0	~~1.8 J~~
Benzene	0.86	4.0	2.8	13
Heptane	0.86	1.1	3.5	4.5
Toluene	0.86	1.3	3.2	4.9
Chlorobenzene	0.86	~~0.73 J~~	4.0	~~3.4 J~~
Ethyl Benzene	0.86	~~0.26 J~~	3.8	~~1.1 J~~
m,p-Xylene	0.86	~~0.59 J~~	3.8	~~2.6 J~~
4-Ethyltoluene	0.86	0.23 J	4.2	1.1 J
1,2,4-Trimethylbenzene	0.86	~~0.38 J~~	4.2	~~1.9 J~~
1,4-Dichlorobenzene	0.86	~~0.14 J~~	5.2	~~0.87 J~~
Isopentane	3.5	2.3 J	10	6.8 J

Client Sample ID: VMP-11-5-071912

Lab ID#: 1207455A-20A

Compound	Rpt. Limit (ppbv)	Amount (ppbv)	Rpt. Limit (ug/m3)	Amount (ug/m3)
Freon 12	1.3	0.45 J	6.3	2.2 J
Freon 11	1.3	0.27 J	7.1	1.5 J
Ethanol	5.1	3.2 J	9.6	6.0 J
Acetone	13	15	30	36
2-Propanol	5.1	4.8 J	12	12 J
Carbon Disulfide	5.1	~~1.6 J~~	16	~~4.9 J~~

eurofins

Air Toxics

Summary of Detected Compounds
EPA METHOD TO-15 GC/MS FULL SCAN

Client Sample ID: VMP-11-5-071912

Lab ID#: 1207455A-20A

Methylene Chloride	13	~~0.24 J~~ U	44	~~0.83 J~~ U
Hexane	1.3	~~0.40 J~~ U	4.5	~~1.4 J~~ U
2-Butanone (Methyl Ethyl Ketone)	5.1	1.3 J	15	4.0 J
Tetrahydrofuran	1.3	1.3	3.7	3.8
Chloroform	1.3	~~0.22 J~~ U	6.2	~~1.0 J~~ U
Cyclohexane	1.3	0.94 J	4.4	3.2 J
2,2,4-Trimethylpentane	1.3	1.3	5.9	6.1
Benzene	1.3	1.9	4.0	6.0
1,2-Dichloroethane	1.3	~~0.18 J~~ U	5.1	~~0.73 J~~ U
Heptane	1.3	~~0.39 J~~ U	5.2	~~1.6 J~~ U
Trichloroethene	1.3	~~0.44 J~~ U	6.8	~~2.4 J~~ U
Toluene	1.3	0.99 J	4.8	3.7 J
Chlorobenzene	1.3	~~1.0 J~~ U	5.8	~~4.6 J~~ U
m,p-Xylene	1.3	~~0.24 J~~ U	5.5	~~1.0 J~~ U
1,1,2,2-Tetrachloroethane	1.3	0.22 J U	8.7	~~1.5 J~~ U
1,3-Dichlorobenzene	1.3	~~0.40 J~~ U	7.6	~~2.4 J~~ U
1,4-Dichlorobenzene	1.3	~~0.36 J~~ U	7.6	~~2.1 J~~ U
alpha-Chlorotoluene	1.3	~~0.20 J~~ U	6.6	~~1.0 J~~ U
Isopentane	5.1	2.6 J	15	7.6 J

eurofins

Air Toxics

Client Sample ID: VMP-1-5-071612

Lab ID#: 1207455A-01A

EPA METHOD TO-15 GC/MS FULL SCAN

File Name:	j072420	**Date of Collection:**	7/16/12 9:40:00 AM
Dil. Factor:	1.83	**Date of Analysis:**	7/24/12 08:26 PM

Compound	Rpt. Limit (ppbv)	Amount (ppbv)	Rpt. Limit (ug/m3)	Amount (ug/m3)
Freon 12	0.92	0.54 J	4.5	2.6 J
Freon 114	0.92	Not Detected	6.4	Not Detected
Chloromethane	9.2	Not Detected	19	Not Detected
Vinyl Chloride	0.92	Not Detected	2.3	Not Detected
1,3-Butadiene	0.92	Not Detected	2.0	Not Detected
Bromomethane	9.2	Not Detected UJ	36	Not Detected UJ
Chloroethane	3.7	Not Detected	9.6	Not Detected
Freon 11	0.92	0.23 J	5.1	1.3 J
Ethanol	3.7	87	6.9	160
Freon 113	0.92	Not Detected	7.0	Not Detected
1,1-Dichloroethene	0.92	Not Detected	3.6	Not Detected
Acetone	9.2	33	22	78
2-Propanol	3.7	53	9.0	130
Carbon Disulfide	3.7	~~1.5 J~~ U	11	~~4.6 J~~ U
3-Chloropropene	3.7	Not Detected	11	Not Detected
Methylene Chloride	9.2	0.82 J	32	2.8 J
Methyl tert-butyl ether	0.92	Not Detected	3.3	Not Detected
trans-1,2-Dichloroethene	0.92	Not Detected	3.6	Not Detected
Hexane	0.92	24	3.2	85
1,1-Dichloroethane	0.92	Not Detected	3.7	Not Detected
2-Butanone (Methyl Ethyl Ketone)	3.7	23	11	68
cis-1,2-Dichloroethene	0.92	Not Detected	3.6	Not Detected
Tetrahydrofuran	0.92	Not Detected	2.7	Not Detected
Chloroform	0.92	0.41 J	4.5	2.0 J
1,1,1-Trichloroethane	0.92	~~0.23 J~~ U	5.0	~~1.2 J~~ U
Cyclohexane	0.92	11	3.1	36
Carbon Tetrachloride	0.92	Not Detected	5.8	Not Detected
2,2,4-Trimethylpentane	0.92	19	4.3	89
Benzene	0.92	26	2.9	84
1,2-Dichloroethane	0.92	Not Detected	3.7	Not Detected
Heptane	0.92	23	3.7	93
Trichloroethene	0.92	~~0.40 J~~ U	4.9	~~2.2 J~~ U
1,2-Dichloropropane	0.92	Not Detected	4.2	Not Detected
1,4-Dioxane	3.7	Not Detected	13	Not Detected
Bromodichloromethane	0.92	0.28 J	6.1	1.8 J
cis-1,3-Dichloropropene	0.92	Not Detected	4.2	Not Detected
4-Methyl-2-pentanone	0.92	73	3.7	300
Toluene	0.92	38	3.4	140
trans-1,3-Dichloropropene	0.92	Not Detected	4.2	Not Detected
1,1,2-Trichloroethane	0.92	Not Detected	5.0	Not Detected
Tetrachloroethene	0.92	0.58 J	6.2	3.9 J
2-Hexanone	3.7	1.0 J	15	4.1 J

eurofins | Air Toxics

Client Sample ID: VMP-1-5-071612

Lab ID#: 1207455A-01A

EPA METHOD TO-15 GC/MS FULL SCAN

File Name:	**j072420**	**Date of Collection:**	**7/16/12 9:40:00 AM**
Dil. Factor:	**1.83**	**Date of Analysis:**	**7/24/12 08:26 PM**

Compound	Rpt. Limit (ppbv)	Amount (ppbv)	Rpt. Limit (ug/m3)	Amount (ug/m3)
Dibromochloromethane	0.92	Not Detected	7.8	Not Detected
1,2-Dibromoethane (EDB)	0.92	Not Detected	7.0	Not Detected
Chlorobenzene	0.92	~~0.91 J~~ U	4.2	~~4.2 J~~ U
Ethyl Benzene	0.92	3.1	4.0	14
m,p-Xylene	0.92	6.5	4.0	28
o-Xylene	0.92	2.0	4.0	8.6
Styrene	0.92	0.88 J	3.9	3.8 J
Bromoform	0.92	Not Detected	9.4	Not Detected
Cumene	0.92	12	4.5	62
1,1,2,2-Tetrachloroethane	0.92	Not Detected	6.3	Not Detected
Propylbenzene	0.92	0.55 J	4.5	2.7 J
4-Ethyltoluene	0.92	0.97	4.5	4.8
1,3,5-Trimethylbenzene	0.92	~~0.34 J~~ U	4.5	~~1.7 J~~ U
1,2,4-Trimethylbenzene	0.92	0.86 J	4.5	4.2 J
1,3-Dichlorobenzene	0.92	Not Detected	5.5	Not Detected
1,4-Dichlorobenzene	0.92	~~0.25 J~~ U	5.5	~~1.5 J~~ U
alpha-Chlorotoluene	0.92	Not Detected	4.7	Not Detected
1,2-Dichlorobenzene	0.92	Not Detected	5.5	Not Detected
1,2,4-Trichlorobenzene	3.7	Not Detected	27	Not Detected
Hexachlorobutadiene	3.7	Not Detected	39	Not Detected
Butane	3.7	7.4	8.7	18
Isopentane	3.7	14	11	42

J = Estimated value.

Container Type: 1 Liter Summa Canister

Surrogates	%Recovery	Method Limits
Toluene-d8	94	70-130
1,2-Dichloroethane-d4	101	70-130
4-Bromofluorobenzene	103	70-130

eurofins

Air Toxics

Client Sample ID: VMP-1-8.5-071612

Lab ID#: 1207455A-02A

EPA METHOD TO-15 GC/MS FULL SCAN

File Name:	**j072421**	**Date of Collection:**	**7/16/12 10:50:00 AM**
Dil. Factor:	**1.84**	**Date of Analysis:**	**7/24/12 08:55 PM**

Compound	Rpt. Limit (ppbv)	Amount (ppbv)	Rpt. Limit (ug/m3)	Amount (ug/m3)
Freon 12	0.92	0.52 J	4.5	2.6 J
Freon 114	0.92	Not Detected	6.4	Not Detected
Chloromethane	9.2	Not Detected	19	Not Detected
Vinyl Chloride	0.92	Not Detected	2.4	Not Detected
1,3-Butadiene	0.92	Not Detected	2.0	Not Detected
Bromomethane	9.2	Not Detected UJ	36	Not Detected UJ
Chloroethane	3.7	Not Detected	9.7	Not Detected
Freon 11	0.92	0.21 J	5.2	1.2 J
Ethanol	3.7	70	6.9	130
Freon 113	0.92	Not Detected	7.0	Not Detected
1,1-Dichloroethene	0.92	Not Detected	3.6	Not Detected
Acetone	9.2	25	22	60
2-Propanol	3.7	39	9.0	97
Carbon Disulfide	3.7	~~1.2 J~~ U	11	~~3.9 J~~ U
3-Chloropropene	3.7	Not Detected	12	Not Detected
Methylene Chloride	9.2	~~0.61 J~~ U	32	~~2.1 J~~ U
Methyl tert-butyl ether	0.92	Not Detected	3.3	Not Detected
trans-1,2-Dichloroethene	0.92	Not Detected	3.6	Not Detected
Hexane	0.92	2.9	3.2	10
1,1-Dichloroethane	0.92	Not Detected	3.7	Not Detected
2-Butanone (Methyl Ethyl Ketone)	3.7	18	11	53
cis-1,2-Dichloroethene	0.92	Not Detected	3.6	Not Detected
Tetrahydrofuran	0.92	1.6	2.7	4.9
Chloroform	0.92	0.16 J	4.5	0.77 J
1,1,1-Trichloroethane	0.92	~~0.21 J~~ U	5.0	~~1.2 J~~ U
Cyclohexane	0.92	0.92	3.2	3.2
Carbon Tetrachloride	0.92	Not Detected	5.8	Not Detected
2,2,4-Trimethylpentane	0.92	0.89 J	4.3	4.1 J
Benzene	0.92	18	2.9	58
1,2-Dichloroethane	0.92	Not Detected	3.7	Not Detected
Heptane	0.92	4.0	3.8	16
Trichloroethene	0.92	~~0.22 J~~ U	4.9	~~1.2 J~~ U
1,2-Dichloropropane	0.92	Not Detected	4.2	Not Detected
1,4-Dioxane	3.7	Not Detected	13	Not Detected
Bromodichloromethane	0.92	Not Detected	6.2	Not Detected
cis-1,3-Dichloropropene	0.92	Not Detected	4.2	Not Detected
4-Methyl-2-pentanone	0.92	64	3.8	260
Toluene	0.92	30	3.5	110
trans-1,3-Dichloropropene	0.92	Not Detected	4.2	Not Detected
1,1,2-Trichloroethane	0.92	Not Detected	5.0	Not Detected
Tetrachloroethene	0.92	0.52 J	6.2	3.5 J
2-Hexanone	3.7	0.82 J	15	3.3 J

eurofins

Air Toxics

Client Sample ID: VMP-1-8.5-071612

Lab ID#: 1207455A-02A

EPA METHOD TO-15 GC/MS FULL SCAN

File Name:	**j072421**	**Date of Collection:**	**7/16/12 10:50:00 AM**
Dil. Factor:	**1.84**	**Date of Analysis:**	**7/24/12 08:55 PM**

Compound	Rpt. Limit (ppbv)	Amount (ppbv)	Rpt. Limit (ug/m3)	Amount (ug/m3)
Dibromochloromethane	0.92	Not Detected	7.8	Not Detected
1,2-Dibromoethane (EDB)	0.92	Not Detected	7.1	Not Detected
Chlorobenzene	0.92	0.82 J	4.2	3.8 J
Ethyl Benzene	0.92	1.6	4.0	7.2
m,p-Xylene	0.92	4.7	4.0	20
o-Xylene	0.92	1.2	4.0	5.2
Styrene	0.92	0.79 J	3.9	3.4 J
Bromoform	0.92	Not Detected	9.5	Not Detected
Cumene	0.92	14	4.5	67
1,1,2,2-Tetrachloroethane	0.92	Not Detected	6.3	Not Detected
Propylbenzene	0.92	0.23 J	4.5	1.1 J
4-Ethyltoluene	0.92	0.64 J	4.5	3.2 J
1,3,5-Trimethylbenzene	0.92	0.27 J	4.5	1.3 J
1,2,4-Trimethylbenzene	0.92	0.58 J	4.5	2.9 J
1,3-Dichlorobenzene	0.92	Not Detected	5.5	Not Detected
1,4-Dichlorobenzene	0.92	0.27 J	5.5	1.6 J
alpha-Chlorotoluene	0.92	Not Detected	4.8	Not Detected
1,2-Dichlorobenzene	0.92	Not Detected	5.5	Not Detected
1,2,4-Trichlorobenzene	3.7	Not Detected	27	Not Detected
Hexachlorobutadiene	3.7	Not Detected	39	Not Detected
Butane	3.7	Not Detected	8.7	Not Detected
Isopentane	3.7	1.8 J	11	5.5 J

J = Estimated value.

Container Type: 1 Liter Summa Canister

Surrogates	%Recovery	Method Limits
Toluene-d8	96	70-130
1,2-Dichloroethane-d4	98	70-130
4-Bromofluorobenzene	103	70-130

eurofins | Air Toxics

Client Sample ID: VMP-2-5-071612

Lab ID#: 1207455A-03A

EPA METHOD TO-15 GC/MS FULL SCAN

File Name:	j072422	Date of Collection:	7/16/12 1:55:00 PM
Dil. Factor:	1.86	Date of Analysis:	7/24/12 09:23 PM

Compound	Rpt. Limit (ppbv)	Amount (ppbv)	Rpt. Limit (ug/m3)	Amount (ug/m3)
Freon 12	0.93	0.48 J	4.6	2.3 J
Freon 114	0.93	Not Detected	6.5	Not Detected
Chloromethane	9.3	Not Detected	19	Not Detected
Vinyl Chloride	0.93	Not Detected	2.4	Not Detected
1,3-Butadiene	0.93	Not Detected	2.0	Not Detected
Bromomethane	9.3	Not Detected UJ	36	Not Detected UJ
Chloroethane	3.7	Not Detected	9.8	Not Detected
Freon 11	0.93	0.22 J	5.2	1.2 J
Ethanol	3.7	77	7.0	140
Freon 113	0.93	Not Detected	7.1	Not Detected
1,1-Dichloroethene	0.93	Not Detected	3.7	Not Detected
Acetone	9.3	50	22	120
2-Propanol	3.7	43	9.1	100
Carbon Disulfide	3.7	~~1.4 J~~ U	12	~~4.3 J~~ U
3-Chloropropene	3.7	Not Detected	12	Not Detected
Methylene Chloride	9.3	0.63 J	32	2.2 J
Methyl tert-butyl ether	0.93	Not Detected	3.4	Not Detected
trans-1,2-Dichloroethene	0.93	Not Detected	3.7	Not Detected
Hexane	0.93	6.7	3.3	24
1,1-Dichloroethane	0.93	Not Detected	3.8	Not Detected
2-Butanone (Methyl Ethyl Ketone)	3.7	22	11	66
cis-1,2-Dichloroethene	0.93	Not Detected	3.7	Not Detected
Tetrahydrofuran	0.93	1.6	2.7	4.8
Chloroform	0.93	1.4	4.5	6.7
1,1,1-Trichloroethane	0.93	~~0.17 J~~ U	5.1	~~0.94 J~~ U
Cyclohexane	0.93	1.8	3.2	6.4
Carbon Tetrachloride	0.93	Not Detected	5.8	Not Detected
2,2,4-Trimethylpentane	0.93	4.6	4.3	22
Benzene	0.93	21	3.0	67
1,2-Dichloroethane	0.93	Not Detected	3.8	Not Detected
Heptane	0.93	5.0	3.8	20
Trichloroethene	0.93	Not Detected	5.0	Not Detected
1,2-Dichloropropane	0.93	Not Detected	4.3	Not Detected
1,4-Dioxane	3.7	4.4	13	16
Bromodichloromethane	0.93	Not Detected	6.2	Not Detected
cis-1,3-Dichloropropene	0.93	Not Detected	4.2	Not Detected
4-Methyl-2-pentanone	0.93	75	3.8	310
Toluene	0.93	35	3.5	130
trans-1,3-Dichloropropene	0.93	Not Detected	4.2	Not Detected
1,1,2-Trichloroethane	0.93	Not Detected	5.1	Not Detected
Tetrachloroethene	0.93	0.59 J	6.3	4.0 J
2-Hexanone	3.7	1.1 J	15	4.6 J

eurofins

Air Toxics

Client Sample ID: VMP-2-5-071612

Lab ID#: 1207455A-03A

EPA METHOD TO-15 GC/MS FULL SCAN

File Name:	j072422	Date of Collection:	7/16/12 1:55:00 PM
Dil. Factor:	1.86	Date of Analysis:	7/24/12 09:23 PM

Compound	Rpt. Limit (ppbv)	Amount (ppbv)	Rpt. Limit (ug/m3)	Amount (ug/m3)
Dibromochloromethane	0.93	Not Detected	7.9	Not Detected
1,2-Dibromoethane (EDB)	0.93	Not Detected	7.1	Not Detected
Chlorobenzene	0.93	0.78 J	4.3	3.6 J
Ethyl Benzene	0.93	1.8	4.0	8.0
m,p-Xylene	0.93	5.9	4.0	26
o-Xylene	0.93	1.6	4.0	7.1
Styrene	0.93	0.96	4.0	4.1
Bromoform	0.93	Not Detected	9.6	Not Detected
Cumene	0.93	16	4.6	79
1,1,2,2-Tetrachloroethane	0.93	Not Detected	6.4	Not Detected
Propylbenzene	0.93	0.29 J	4.6	1.4 J
4-Ethyltoluene	0.93	1.0	4.6	5.2
1,3,5-Trimethylbenzene	0.93	0.40 J	4.6	1.9 J
1,2,4-Trimethylbenzene	0.93	0.99	4.6	4.9
1,3-Dichlorobenzene	0.93	Not Detected	5.6	Not Detected
1,4-Dichlorobenzene	0.93	0.24 J	5.6	1.4 J
alpha-Chlorotoluene	0.93	Not Detected	4.8	Not Detected
1,2-Dichlorobenzene	0.93	Not Detected	5.6	Not Detected
1,2,4-Trichlorobenzene	3.7	Not Detected	28	Not Detected
Hexachlorobutadiene	3.7	Not Detected	40	Not Detected
Butane	3.7	170	8.8	400
Isopentane	3.7	75	11	220

J = Estimated value.

Container Type: 1 Liter Summa Canister

Surrogates	%Recovery	Method Limits
Toluene-d8	96	70-130
1,2-Dichloroethane-d4	101	70-130
4-Bromofluorobenzene	102	70-130

eurofins | Air Toxics

Client Sample ID: VMP-2-8.5-071612

Lab ID#: 1207455A-04A

EPA METHOD TO-15 GC/MS FULL SCAN

File Name:	**j072511**	**Date of Collection: 7/16/12 2:50:00 PM**	
Dil. Factor:	**2.24**	**Date of Analysis: 7/25/12 01:09 PM**	

Compound	Rpt. Limit (ppbv)	Amount (ppbv)	Rpt. Limit (ug/m3)	Amount (ug/m3)
Freon 12	1.1	0.58 J	5.5	2.9 J
Freon 114	1.1	Not Detected	7.8	Not Detected
Chloromethane	11	Not Detected	23	Not Detected
Vinyl Chloride	1.1	Not Detected	2.9	Not Detected
1,3-Butadiene	1.1	Not Detected	2.5	Not Detected
Bromomethane	11	Not Detected UJ	43	Not Detected UJ
Chloroethane	4.5	Not Detected	12	Not Detected
Freon 11	1.1	0.42 J	6.3	2.4 J
Ethanol	4.5	62	8.4	120
Freon 113	1.1	Not Detected	8.6	Not Detected
1,1-Dichloroethene	1.1	Not Detected	4.4	Not Detected
Acetone	11	20	27	47
2-Propanol	4.5	26	11	65
Carbon Disulfide	4.5	~~1.3 J~~ U	14	~~4.1 J~~ U
3-Chloropropene	4.5	Not Detected	14	Not Detected
Methylene Chloride	11	~~0.53 J~~ U	39	1.8 J U
Methyl tert-butyl ether	1.1	Not Detected	4.0	Not Detected
trans-1,2-Dichloroethene	1.1	0.29 J	4.4	1.1 J
Hexane	1.1	2.3	3.9	8.3
1,1-Dichloroethane	1.1	Not Detected	4.5	Not Detected
2-Butanone (Methyl Ethyl Ketone)	4.5	8.2	13	24
cis-1,2-Dichloroethene	1.1	Not Detected	4.4	Not Detected
Tetrahydrofuran	1.1	1.2	3.3	3.7
Chloroform	1.1	1.4	5.5	6.8
1,1,1-Trichloroethane	1.1	Not Detected	6.1	Not Detected
Cyclohexane	1.1	~~0.28 J~~ U	3.8	~~0.95 J~~ U
Carbon Tetrachloride	1.1	Not Detected	7.0	Not Detected
2,2,4-Trimethylpentane	1.1	1.6	5.2	7.3
Benzene	1.1	27	3.6	87
1,2-Dichloroethane	1.1	~~0.15 J~~ U	4.5	~~0.60 J~~ U
Heptane	1.1	1.2	4.6	4.8
Trichloroethene	1.1	Not Detected	6.0	Not Detected
1,2-Dichloropropane	1.1	Not Detected	5.2	Not Detected
1,4-Dioxane	4.5	Not Detected	16	Not Detected
Bromodichloromethane	1.1	Not Detected	7.5	Not Detected
cis-1,3-Dichloropropene	1.1	~~0.23 J~~ U	5.1	~~1.0 J~~ U
4-Methyl-2-pentanone	1.1	32	4.6	130
Toluene	1.1	15	4.2	57
trans-1,3-Dichloropropene	1.1	~~0.44 J~~ U	5.1	~~2.0 J~~ U
1,1,2-Trichloroethane	1.1	Not Detected	6.1	Not Detected
Tetrachloroethene	1.1	~~0.76 J~~ U	7.6	~~5.2 J~~ U
2-Hexanone	4.5	0.92 J	18	3.8 J

eurofins

Air Toxics

Client Sample ID: VMP-2-8.5-071612

Lab ID#: 1207455A-04A

EPA METHOD TO-15 GC/MS FULL SCAN

File Name:	**j072511**	**Date of Collection: 7/16/12 2:50:00 PM**	
Dil. Factor:	**2.24**	**Date of Analysis: 7/25/12 01:09 PM**	

Compound	Rpt. Limit (ppbv)	Amount (ppbv)	Rpt. Limit (ug/m3)	Amount (ug/m3)
Dibromochloromethane	1.1	Not Detected	9.5	Not Detected
1,2-Dibromoethane (EDB)	1.1	~~0.30 J~~ U	8.6	~~2.3 J~~ U
Chlorobenzene	1.1	~~1.1~~ U	5.2	~~4.9~~ U
Ethyl Benzene	1.1	1.5	4.9	6.7
m,p-Xylene	1.1	4.2 J	4.9	18 J
o-Xylene	1.1	1.4	4.9	6.2
Styrene	1.1	0.74 J	4.8	3.1 J
Bromoform	1.1	Not Detected	12	Not Detected
Cumene	1.1	6.5	5.5	32
1,1,2,2-Tetrachloroethane	1.1	Not Detected	7.7	Not Detected
Propylbenzene	1.1	~~0.30 J~~ U	5.5	~~1.5 J~~ U
4-Ethyltoluene	1.1	0.99 J	5.5	4.9 J
1,3,5-Trimethylbenzene	1.1	~~0.34 J~~ U	5.5	~~1.7 J~~ U
1,2,4-Trimethylbenzene	1.1	0.89 J	5.5	4.4 J
1,3-Dichlorobenzene	1.1	~~0.30 J~~ U	6.7	~~1.8 J~~ U
1,4-Dichlorobenzene	1.1	~~0.54 J~~ U	6.7	~~3.2 J~~ U
alpha-Chlorotoluene	1.1	Not Detected	5.8	Not Detected
1,2-Dichlorobenzene	1.1	~~0.26 J~~ U	6.7	~~1.5 J~~ U
1,2,4-Trichlorobenzene	4.5	Not Detected	33	Not Detected
Hexachlorobutadiene	4.5	Not Detected	48	Not Detected
Butane	4.5	32 J	11	77 J
Isopentane	4.5	19 J	13	56 J

J = Estimated value.

Container Type: 1 Liter Summa Canister

Surrogates	%Recovery	Method Limits
Toluene-d8	99	70-130
1,2-Dichloroethane-d4	100	70-130
4-Bromofluorobenzene	103	70-130

eurofins

Air Toxics

Client Sample ID: VMP-2-8.5-071612-Dup

Lab ID#: 1207455A-05A

EPA METHOD TO-15 GC/MS FULL SCAN

File Name:	**j072424**	**Date of Collection:**	**7/16/12 2:50:00 PM**
Dil. Factor:	**1.84**	**Date of Analysis:**	**7/24/12 11:16 PM**

Compound	Rpt. Limit (ppbv)	Amount (ppbv)	Rpt. Limit (ug/m3)	Amount (ug/m3)
Freon 12	0.92	0.65 J	4.5	3.2 J
Freon 114	0.92	Not Detected	6.4	Not Detected
Chloromethane	9.2	Not Detected	19	Not Detected
Vinyl Chloride	0.92	Not Detected	2.4	Not Detected
1,3-Butadiene	0.92	Not Detected	2.0	Not Detected
Bromomethane	9.2	1.0 J J	36	3.9 J J
Chloroethane	3.7	Not Detected	9.7	Not Detected
Freon 11	0.92	0.39 J	5.2	2.2 J
Ethanol	3.7	54	6.9	100
Freon 113	0.92	Not Detected	7.0	Not Detected
1,1-Dichloroethene	0.92	Not Detected	3.6	Not Detected
Acetone	9.2	30	22	71
2-Propanol	3.7	25	9.0	62
Carbon Disulfide	3.7	~~0.68 J~~ U	11	~~2.1 J~~ U
3-Chloropropene	3.7	Not Detected	12	Not Detected
Methylene Chloride	9.2	0.63 J	32	2.2 J
Methyl tert-butyl ether	0.92	Not Detected	3.3	Not Detected
trans-1,2-Dichloroethene	0.92	Not Detected	3.6	Not Detected
Hexane	0.92	2.4	3.2	8.5
1,1-Dichloroethane	0.92	Not Detected	3.7	Not Detected
2-Butanone (Methyl Ethyl Ketone)	3.7	9.4	11	28
cis-1,2-Dichloroethene	0.92	Not Detected	3.6	Not Detected
Tetrahydrofuran	0.92	1.1	2.7	3.3
Chloroform	0.92	1.3	4.5	6.3
1,1,1-Trichloroethane	0.92	~~0.11 J~~ U	5.0	~~0.58 J~~ U
Cyclohexane	0.92	0.45 J	3.2	1.5 J
Carbon Tetrachloride	0.92	Not Detected	5.8	Not Detected
2,2,4-Trimethylpentane	0.92	0.99	4.3	4.6
Benzene	0.92	26	2.9	84
1,2-Dichloroethane	0.92	Not Detected	3.7	Not Detected
Heptane	0.92	1.4	3.8	5.9
Trichloroethene	0.92	~~0.30 J~~ U	4.9	~~1.6 J~~ U
1,2-Dichloropropane	0.92	Not Detected	4.2	Not Detected
1,4-Dioxane	3.7	Not Detected	13	Not Detected
Bromodichloromethane	0.92	Not Detected	6.2	Not Detected
cis-1,3-Dichloropropene	0.92	Not Detected	4.2	Not Detected
4-Methyl-2-pentanone	0.92	32	3.8	130
Toluene	0.92	16	3.5	59
trans-1,3-Dichloropropene	0.92	Not Detected	4.2	Not Detected
1,1,2-Trichloroethane	0.92	Not Detected	5.0	Not Detected
Tetrachloroethene	0.92	0.64 J	6.2	4.3 J
2-Hexanone	3.7	1.3 J	15	5.2 J

eurofins

Air Toxics

Client Sample ID: VMP-2-8.5-071612-Dup

Lab ID#: 1207455A-05A

EPA METHOD TO-15 GC/MS FULL SCAN

File Name:	j072424	**Date of Collection:**	7/16/12 2:50:00 PM
Dil. Factor:	1.84	**Date of Analysis:**	7/24/12 11:16 PM

Compound	Rpt. Limit (ppbv)	Amount (ppbv)	Rpt. Limit (ug/m3)	Amount (ug/m3)
Dibromochloromethane	0.92	Not Detected	7.8	Not Detected
1,2-Dibromoethane (EDB)	0.92	Not Detected	7.1	Not Detected
Chlorobenzene	0.92	~~0.72 J~~	4.2	~~3.3 J~~
Ethyl Benzene	0.92	1.9	4.0	8.4
m,p-Xylene	0.92	6.4 J	4.0	28 J
o-Xylene	0.92	2.3	4.0	9.9
Styrene	0.92	0.67 J	3.9	2.8 J
Bromoform	0.92	Not Detected	9.5	Not Detected
Cumene	0.92	7.0	4.5	35
1,1,2,2-Tetrachloroethane	0.92	Not Detected	6.3	Not Detected
Propylbenzene	0.92	~~0.45 J~~	4.5	~~2.2 J~~
4-Ethyltoluene	0.92	1.9	4.5	9.2
1,3,5-Trimethylbenzene	0.92	0.68 J	4.5	3.4 J
1,2,4-Trimethylbenzene	0.92	1.8	4.5	8.8
1,3-Dichlorobenzene	0.92	Not Detected	5.5	Not Detected
1,4-Dichlorobenzene	0.92	~~0.26 J~~	5.5	~~1.6 J~~
alpha-Chlorotoluene	0.92	Not Detected	4.8	Not Detected
1,2-Dichlorobenzene	0.92	Not Detected	5.5	Not Detected
1,2,4-Trichlorobenzene	3.7	Not Detected	27	Not Detected
Hexachlorobutadiene	3.7	Not Detected	39	Not Detected
Butane	3.7	8.3 J	8.7	20 J
Isopentane	3.7	6.9 J	11	20 J

J = Estimated value.

Container Type: 1 Liter Summa Canister

Surrogates	%Recovery	Method Limits
Toluene-d8	96	70-130
1,2-Dichloroethane-d4	101	70-130
4-Bromofluorobenzene	104	70-130

eurofins

Air Toxics

Client Sample ID: VMP-2-22-071612

Lab ID#: I207455A-06A

EPA METHOD TO-15 GC/MS FULL SCAN

File Name:	**j072425**	**Date of Collection: 7/16/12 3:45:00 PM**	
Dil. Factor:	**1.90**	**Date of Analysis: 7/25/12 06:30 AM**	

Compound	Rpt. Limit (ppbv)	Amount (ppbv)	Rpt. Limit (ug/m3)	Amount (ug/m3)
Freon 12	0.95	0.59 J	4.7	2.9 J
Freon 114	0.95	Not Detected	6.6	Not Detected
Chloromethane	9.5	Not Detected	20	Not Detected
Vinyl Chloride	0.95	Not Detected	2.4	Not Detected
1,3-Butadiene	0.95	Not Detected	2.1	Not Detected
Bromomethane	9.5	0.30 J J	37	1.2 J J
Chloroethane	3.8	Not Detected	10	Not Detected
Freon 11	0.95	0.37 J	5.3	2.1 J
Ethanol	3.8	150	7.2	280
Freon 113	0.95	Not Detected	7.3	Not Detected
1,1-Dichloroethene	0.95	Not Detected	3.8	Not Detected
Acetone	9.5	55	22	130
2-Propanol	3.8	80	9.3	200
Carbon Disulfide	3.8	~~4.7 J~~ M	12	~~5.4 J~~ M
3-Chloropropene	3.8	Not Detected	12	Not Detected
Methylene Chloride	9.5	0.76 J	33	2.6 J
Methyl tert-butyl ether	0.95	Not Detected	3.4	Not Detected
trans-1,2-Dichloroethene	0.95	Not Detected	3.8	Not Detected
Hexane	0.95	9.7	3.3	34
1,1-Dichloroethane	0.95	Not Detected	3.8	Not Detected
2-Butanone (Methyl Ethyl Ketone)	3.8	18	11	54
cis-1,2-Dichloroethene	0.95	Not Detected	3.8	Not Detected
Tetrahydrofuran	0.95	2.1	2.8	6.2
Chloroform	0.95	1.2	4.6	6.0
1,1,1-Trichloroethane	0.95	Not Detected	5.2	Not Detected
Cyclohexane	0.95	2.5	3.3	8.7
Carbon Tetrachloride	0.95	Not Detected	6.0	Not Detected
2,2,4-Trimethylpentane	0.95	4.8	4.4	23
Benzene	0.95	60	3.0	190
1,2-Dichloroethane	0.95	Not Detected	3.8	Not Detected
Heptane	0.95	6.8	3.9	28
Trichloroethene	0.95	Not Detected	5.1	Not Detected
1,2-Dichloropropane	0.95	Not Detected	4.4	Not Detected
1,4-Dioxane	3.8	Not Detected	14	Not Detected
Bromodichloromethane	0.95	Not Detected	6.4	Not Detected
cis-1,3-Dichloropropene	0.95	Not Detected	4.3	Not Detected
4-Methyl-2-pentanone	0.95	70	3.9	290
Toluene	0.95	30	3.6	110
trans-1,3-Dichloropropene	0.95	~~0.23 J~~ M	4.3	~~1.0 J~~ M
1,1,2-Trichloroethane	0.95	Not Detected	5.2	Not Detected
Tetrachloroethene	0.95	0.52 J	6.4	3.5 J
2-Hexanone	3.8	1.4 J	16	5.8 J

eurofins

Air Toxics

Client Sample ID: VMP-2-22-071612

Lab ID#: 1207455A-06A

EPA METHOD TO-15 GC/MS FULL SCAN

File Name:	j072425	**Date of Collection:**	7/16/12 3:45:00 PM
Dil. Factor:	1.90	**Date of Analysis:**	7/25/12 06:30 AM

Compound	Rpt. Limit (ppbv)	Amount (ppbv)	Rpt. Limit (ug/m3)	Amount (ug/m3)
Dibromochloromethane	0.95	Not Detected	8.1	Not Detected
1,2-Dibromoethane (EDB)	0.95	Not Detected	7.3	Not Detected
Chlorobenzene	0.95	~~0.65 J~~ U	4.4	~~3.0 J~~ U
Ethyl Benzene	0.95	2.4	4.1	10
m,p-Xylene	0.95	6.8	4.1	30
o-Xylene	0.95	2.2	4.1	9.4
Styrene	0.95	0.87 J	4.0	3.7 J
Bromoform	0.95	Not Detected	9.8	Not Detected
Cumene	0.95	13	4.7	65
1,1,2,2-Tetrachloroethane	0.95	Not Detected	6.5	Not Detected
Propylbenzene	0.95	~~0.46 J~~ U	4.7	~~2.2 J~~ U
4-Ethyltoluene	0.95	1.6	4.7	7.7
1,3,5-Trimethylbenzene	0.95	~~0.40 J~~ U	4.7	~~2.0 J~~ U
1,2,4-Trimethylbenzene	0.95	1.1	4.7	5.6
1,3-Dichlorobenzene	0.95	~~0.23 J~~ U	5.7	~~1.4 J~~ U
1,4-Dichlorobenzene	0.95	~~0.29 J~~ U	5.7	~~1.8 J~~ U
alpha-Chlorotoluene	0.95	Not Detected	4.9	Not Detected
1,2-Dichlorobenzene	0.95	~~0.18 J~~ U	5.7	~~1.1 J~~ U
1,2,4-Trichlorobenzene	3.8	Not Detected	28	Not Detected
Hexachlorobutadiene	3.8	Not Detected	40	Not Detected
Butane	3.8	18	9.0	42
Isopentane	3.8	14	11	40

J = Estimated value.

Container Type: 1 Liter Summa Canister

Surrogates	%Recovery	Method Limits
Toluene-d8	93	70-130
1,2-Dichloroethane-d4	96	70-130
4-Bromofluorobenzene	101	70-130

eurofins | Air Toxics

Client Sample ID: VMP-5-5-071312

Lab ID#: 1207455A-07A

EPA METHOD TO-15 GC/MS FULL SCAN

File Name:	**j072525**	**Date of Collection: 7/13/12 3:36:00 PM**	
Dil. Factor:	**2.03**	**Date of Analysis: 7/25/12 08:17 PM**	

Compound	Rpt. Limit (ppbv)	Amount (ppbv)	Rpt. Limit (ug/m3)	Amount (ug/m3)
Freon 12	1.0	0.48 J	5.0	2.4 J
Freon 114	1.0	Not Detected	7.1	Not Detected
Chloromethane	10	Not Detected	21	Not Detected
Vinyl Chloride	1.0	Not Detected	2.6	Not Detected
1,3-Butadiene	1.0	Not Detected	2.2	Not Detected
Bromomethane	10	Not Detected UJ	39	Not Detected UJ
Chloroethane	4.1	Not Detected	11	Not Detected
Freon 11	1.0	0.29 J	5.7	1.6 J
Ethanol	4.1	19	7.6	35
Freon 113	1.0	Not Detected	7.8	Not Detected
1,1-Dichloroethene	1.0	Not Detected	4.0	Not Detected
Acetone	10	99	24	240
2-Propanol	4.1	220	10	540
Carbon Disulfide	4.1	~~1.9 J~~ U	13	~~5.8 J~~ U
3-Chloropropene	4.1	Not Detected	13	Not Detected
Methylene Chloride	10	~~0.35 J~~ U	35	~~1.2 J~~ U
Methyl tert-butyl ether	1.0	Not Detected	3.6	Not Detected
trans-1,2-Dichloroethene	1.0	Not Detected	4.0	Not Detected
Hexane	1.0	~~0.38 J~~ U	3.6	~~1.3 J~~ U
1,1-Dichloroethane	1.0	Not Detected	4.1	Not Detected
2-Butanone (Methyl Ethyl Ketone)	4.1	5.4	12	16
cis-1,2-Dichloroethene	1.0	Not Detected	4.0	Not Detected
Tetrahydrofuran	1.0	Not Detected	3.0	Not Detected
Chloroform	1.0	~~0.17 J~~ U	5.0	~~0.84 J~~ U
1,1,1-Trichloroethane	1.0	Not Detected	5.5	Not Detected
Cyclohexane	1.0	~~0.17 J~~ U	3.5	~~0.59 J~~ U
Carbon Tetrachloride	1.0	Not Detected	6.4	Not Detected
2,2,4-Trimethylpentane	1.0	~~0.72 J~~ U	4.7	~~3.4 J~~ U
Benzene	1.0	0.86 J	3.2	2.8 J
1,2-Dichloroethane	1.0	Not Detected	4.1	Not Detected
Heptane	1.0	0.70 J	4.2	2.9 J
Trichloroethene	1.0	Not Detected	5.4	Not Detected
1,2-Dichloropropane	1.0	Not Detected	4.7	Not Detected
1,4-Dioxane	4.1	Not Detected	15	Not Detected
Bromodichloromethane	1.0	Not Detected	6.8	Not Detected
cis-1,3-Dichloropropene	1.0	Not Detected	4.6	Not Detected
4-Methyl-2-pentanone	1.0	~~1.2~~ U	4.2	~~4.8~~ U
Toluene	1.0	1.0	3.8	3.8
trans-1,3-Dichloropropene	1.0	~~0.29 J~~ U	4.6	~~1.3 J~~ U
1,1,2-Trichloroethane	1.0	Not Detected	5.5	Not Detected
Tetrachloroethene	1.0	~~0.23 J~~ U	6.9	~~1.6 J~~ U
2-Hexanone	4.1	Not Detected	17	Not Detected

eurofins

Air Toxics

Client Sample ID: VMP-5-5-071312

Lab ID#: 1207455A-07A

EPA METHOD TO-15 GC/MS FULL SCAN

File Name:	j072525	**Date of Collection:**	7/13/12 3:36:00 PM
Dil. Factor:	2.03	**Date of Analysis:**	7/25/12 08:17 PM

Compound	Rpt. Limit (ppbv)	Amount (ppbv)	Rpt. Limit (ug/m3)	Amount (ug/m3)
Dibromochloromethane	1.0	Not Detected	8.6	Not Detected
1,2-Dibromoethane (EDB)	1.0	Not Detected	7.8	Not Detected
Chlorobenzene	1.0	0.88 J	4.7	4.0 J
Ethyl Benzene	1.0	0.26 J	4.4	1.1 J
m,p-Xylene	1.0	0.51 J	4.4	2.2 J
o-Xylene	1.0	0.33 J	4.4	1.4 J
Styrene	1.0	Not Detected	4.3	Not Detected
Bromoform	1.0	Not Detected	10	Not Detected
Cumene	1.0	0.27 J	5.0	1.3 J
1,1,2,2-Tetrachloroethane	1.0	Not Detected	7.0	Not Detected
Propylbenzene	1.0	Not Detected	5.0	Not Detected
4-Ethyltoluene	1.0	0.46 J	5.0	2.3 J
1,3,5-Trimethylbenzene	1.0	0.19 J	5.0	0.94 J
1,2,4-Trimethylbenzene	1.0	0.48 J	5.0	2.3 J
1,3-Dichlorobenzene	1.0	0.28 J	6.1	1.7 J
1,4-Dichlorobenzene	1.0	0.23 J	6.1	1.4 J
alpha-Chlorotoluene	1.0	Not Detected	5.2	Not Detected
1,2-Dichlorobenzene	1.0	Not Detected	6.1	Not Detected
1,2,4-Trichlorobenzene	4.1	Not Detected	30	Not Detected
Hexachlorobutadiene	4.1	Not Detected	43	Not Detected
Butane	4.1	Not Detected	9.6	Not Detected
Isopentane	4.1	2.3 J	12	6.9 J

J = Estimated value.

Container Type: 1 Liter Summa Canister

Surrogates	%Recovery	Method Limits
Toluene-d8	97	70-130
1,2-Dichloroethane-d4	100	70-130
4-Bromofluorobenzene	100	70-130

eurofins

Air Toxics

Client Sample ID: VMP-6-5-071612

Lab ID#: 1207455A-08A

EPA METHOD TO-15 GC/MS FULL SCAN

File Name:	j072426	**Date of Collection:**	7/16/12 1:02:00 PM
Dil. Factor:	2.01	**Date of Analysis:**	7/25/12 07:09 AM

Compound	Rpt. Limit (ppbv)	Amount (ppbv)	Rpt. Limit (ug/m3)	Amount (ug/m3)
Freon 12	1.0	0.59 J	5.0	2.9 J
Freon 114	1.0	Not Detected	7.0	Not Detected
Chloromethane	10	Not Detected	21	Not Detected
Vinyl Chloride	1.0	Not Detected	2.6	Not Detected
1,3-Butadiene	1.0	Not Detected	2.2	Not Detected
Bromomethane	10	Not Detected UJ	39	Not Detected UJ
Chloroethane	4.0	Not Detected	11	Not Detected
Freon 11	1.0	0.25 J	5.6	1.4 J
Ethanol	4.0	6.6	7.6	12
Freon 113	1.0	Not Detected	7.7	Not Detected
1,1-Dichloroethene	1.0	Not Detected	4.0	Not Detected
Acetone	10	32	24	75
2-Propanol	4.0	4.0	9.9	9.8
Carbon Disulfide	4.0	~~1.6 J~~ J	12	~~5.2 J~~ J
3-Chloropropene	4.0	Not Detected	12	Not Detected
Methylene Chloride	10	~~0.48 J~~ J	35	~~1.7 J~~ J
Methyl tert-butyl ether	1.0	Not Detected	3.6	Not Detected
trans-1,2-Dichloroethene	1.0	Not Detected	4.0	Not Detected
Hexane	1.0	1.0	3.5	3.7
1,1-Dichloroethane	1.0	Not Detected	4.1	Not Detected
2-Butanone (Methyl Ethyl Ketone)	4.0	2.7 J	12	8.0 J
cis-1,2-Dichloroethene	1.0	Not Detected	4.0	Not Detected
Tetrahydrofuran	1.0	0.50 J	3.0	1.5 J
Chloroform	1.0	0.18 J	4.9	0.86 J
1,1,1-Trichloroethane	1.0	Not Detected	5.5	Not Detected
Cyclohexane	1.0	0.44 J	3.4	1.5 J
Carbon Tetrachloride	1.0	Not Detected	6.3	Not Detected
2,2,4-Trimethylpentane	1.0	0.54 J	4.7	2.5 J
Benzene	1.0	3.0	3.2	9.7
1,2-Dichloroethane	1.0	Not Detected	4.1	Not Detected
Heptane	1.0	0.62 J	4.1	2.5 J
Trichloroethene	1.0	Not Detected	5.4	Not Detected
1,2-Dichloropropane	1.0	Not Detected	4.6	Not Detected
1,4-Dioxane	4.0	Not Detected	14	Not Detected
Bromodichloromethane	1.0	Not Detected	6.7	Not Detected
cis-1,3-Dichloropropene	1.0	Not Detected	4.6	Not Detected
4-Methyl-2-pentanone	1.0	0.72 J	4.1	2.9 J
Toluene	1.0	1.2	3.8	4.5
trans-1,3-Dichloropropene	1.0	~~0.25 J~~ J	4.6	~~1.2 J~~ J
1,1,2-Trichloroethane	1.0	Not Detected	5.5	Not Detected
Tetrachloroethene	1.0	Not Detected	6.8	Not Detected
2-Hexanone	4.0	Not Detected	16	Not Detected

eurofins

Air Toxics

Client Sample ID: VMP-6-5-071612

Lab ID#: 1207455A-08A

EPA METHOD TO-15 GC/MS FULL SCAN

File Name:	j072426	Date of Collection: 7/16/12 1:02:00 PM	
Dil. Factor:	2.01	Date of Analysis: 7/25/12 07:09 AM	

Compound	Rpt. Limit (ppbv)	Amount (ppbv)	Rpt. Limit (ug/m3)	Amount (ug/m3)
Dibromochloromethane	1.0	Not Detected	8.6	Not Detected
1,2-Dibromoethane (EDB)	1.0	Not Detected	7.7	Not Detected
Chlorobenzene	1.0	0.91 J	4.6	4.2 J
Ethyl Benzene	1.0	0.32 J	4.4	1.4 J
m,p-Xylene	1.0	0.74 J	4.4	3.2 J
o-Xylene	1.0	0.26 J	4.4	1.1 J
Styrene	1.0	Not Detected	4.3	Not Detected
Bromoform	1.0	Not Detected	10	Not Detected
Cumene	1.0	0.17 J	4.9	0.84 J
1,1,2,2-Tetrachloroethane	1.0	Not Detected	6.9	Not Detected
Propylbenzene	1.0	0.15 J	4.9	0.76 J
4-Ethyltoluene	1.0	0.39 J	4.9	1.9 J
1,3,5-Trimethylbenzene	1.0	0.18 J	4.9	0.91 J
1,2,4-Trimethylbenzene	1.0	0.26 J	4.9	1.3 J
1,3-Dichlorobenzene	1.0	0.23 J	6.0	1.4 J
1,4-Dichlorobenzene	1.0	0.18 J	6.0	1.1 J
alpha-Chlorotoluene	1.0	Not Detected	5.2	Not Detected
1,2-Dichlorobenzene	1.0	Not Detected	6.0	Not Detected
1,2,4-Trichlorobenzene	4.0	Not Detected	30	Not Detected
Hexachlorobutadiene	4.0	Not Detected	43	Not Detected
Butane	4.0	Not Detected	9.6	Not Detected
Isopentane	4.0	Not Detected	12	Not Detected

J = Estimated value.

Container Type: 1 Liter Summa Canister

Surrogates	%Recovery	Method Limits
Toluene-d8	93	70-130
1,2-Dichloroethane-d4	97	70-130
4-Bromofluorobenzene	103	70-130

Client Sample ID: VMP-6-10-071612
Lab ID#: 1207455A-09A
EPA METHOD TO-15 GC/MS FULL SCAN

File Name:	j072512	Date of Collection:	7/16/12 1:54:00 PM
Dil. Factor:	2.64	Date of Analysis:	7/25/12 01:32 PM

Compound	Rpt. Limit (ppbv)	Amount (ppbv)	Rpt. Limit (ug/m3)	Amount (ug/m3)
Freon 12	1.3	0.51 J	6.5	2.5 J
Freon 114	1.3	Not Detected	9.2	Not Detected
Chloromethane	13	Not Detected	27	Not Detected
Vinyl Chloride	1.3	Not Detected	3.4	Not Detected
1,3-Butadiene	1.3	Not Detected	2.9	Not Detected
Bromomethane	13	Not Detected UJ	51	Not Detected UJ
Chloroethane	5.3	Not Detected	14	Not Detected
Freon 11	1.3	0.23 J	7.4	1.3 J
Ethanol	5.3	5.0 J	9.9	9.4 J
Freon 113	1.3	Not Detected	10	Not Detected
1,1-Dichloroethene	1.3	Not Detected	5.2	Not Detected
Acetone	13	21	31	51
2-Propanol	5.3	5.2 J	13	13 J
Carbon Disulfide	5.3	~~1.8 J~~ U	16	~~5.8 J~~ U
3-Chloropropene	5.3	Not Detected	16	Not Detected
Methylene Chloride	13	~~0.28 J~~ U	46	~~0.97 J~~ U
Methyl tert-butyl ether	1.3	Not Detected	4.8	Not Detected
trans-1,2-Dichloroethene	1.3	Not Detected	5.2	Not Detected
Hexane	1.3	0.77 J	4.6	2.7 J
1,1-Dichloroethane	1.3	Not Detected	5.3	Not Detected
2-Butanone (Methyl Ethyl Ketone)	5.3	3.2 J	16	9.6 J
cis-1,2-Dichloroethene	1.3	Not Detected	5.2	Not Detected
Tetrahydrofuran	1.3	~~0.43 J~~ U	3.9	~~1.3 J~~ U
Chloroform	1.3	~~0.24 J~~ U	6.4	~~1.2 J~~ U
1,1,1-Trichloroethane	1.3	~~0.11 J~~ U	7.2	~~0.60 J~~ U
Cyclohexane	1.3	1.0 J	4.5	3.5 J
Carbon Tetrachloride	1.3	Not Detected	8.3	Not Detected
2,2,4-Trimethylpentane	1.3	1.2 J	6.2	5.4 J
Benzene	1.3	2.5	4.2	8.1
1,2-Dichloroethane	1.3	Not Detected	5.3	Not Detected
Heptane	1.3	~~0.66 J~~ U	5.4	~~2.7 J~~ U
Trichloroethene	1.3	Not Detected	7.1	Not Detected
1,2-Dichloropropane	1.3	Not Detected	6.1	Not Detected
1,4-Dioxane	5.3	Not Detected	19	Not Detected
Bromodichloromethane	1.3	~~0.19 J~~ U	8.8	~~1.3 J~~ U
cis-1,3-Dichloropropene	1.3	~~0.24 J~~ U	6.0	~~1.1 J~~ U
4-Methyl-2-pentanone	1.3	1.8	5.4	7.6
Toluene	1.3	1.3	5.0	5.1
trans-1,3-Dichloropropene	1.3	~~0.55 J~~ U	6.0	~~2.5 J~~ U
1,1,2-Trichloroethane	1.3	Not Detected	7.2	Not Detected
Tetrachloroethene	1.3	~~0.33 J~~ U	9.0	~~2.2 J~~ U
2-Hexanone	5.3	Not Detected	22	Not Detected

eurofins

Air Toxics

Client Sample ID: VMP-6-10-071612

Lab ID#: 1207455A-09A

EPA METHOD TO-15 GC/MS FULL SCAN

File Name:	**j072512**	**Date of Collection: 7/16/12 1:54:00 PM**	
Dil. Factor:	**2.64**	**Date of Analysis: 7/25/12 01:32 PM**	

Compound	Rpt. Limit (ppbv)	Amount (ppbv)	Rpt. Limit (ug/m3)	Amount (ug/m3)
Dibromochloromethane	1.3	Not Detected	11	Not Detected
1,2-Dibromoethane (EDB)	1.3	Not Detected	10	Not Detected
Chlorobenzene	1.3	~~1.3~~ U	6.1	~~6.0~~ U
Ethyl Benzene	1.3	~~0.41 J~~ U	5.7	~~1.8 J~~ U
m,p-Xylene	1.3	0.87 J	5.7	3.8 J
o-Xylene	1.3	~~0.30 J~~ U	5.7	~~1.3 J~~ U
Styrene	1.3	Not Detected	5.6	Not Detected
Bromoform	1.3	Not Detected	14	Not Detected
Cumene	1.3	~~0.20 J~~ U	6.5	~~0.96 J~~ U
1,1,2,2-Tetrachloroethane	1.3	Not Detected	9.1	Not Detected
Propylbenzene	1.3	~~0.24 J~~ U	6.5	~~1.2 J~~ U
4-Ethyltoluene	1.3	0.31 J	6.5	1.5 J
1,3,5-Trimethylbenzene	1.3	~~0.23 J~~ U	6.5	~~1.1 J~~ U
1,2,4-Trimethylbenzene	1.3	~~0.50 J~~ U	6.5	~~2.5 J~~ U
1,3-Dichlorobenzene	1.3	~~0.72 J~~ U	7.9	~~4.3 J~~ U
1,4-Dichlorobenzene	1.3	~~0.37 J~~ U	7.9	~~2.2 J~~ U
alpha-Chlorotoluene	1.3	Not Detected	6.8	Not Detected
1,2-Dichlorobenzene	1.3	~~0.24 J~~ U	7.9	~~1.4 J~~ U
1,2,4-Trichlorobenzene	5.3	Not Detected	39	Not Detected
Hexachlorobutadiene	5.3	Not Detected	56	Not Detected
Butane	5.3	Not Detected	12	Not Detected
Isopentane	5.3	1.5 J	16	4.3 J

J = Estimated value.

Container Type: 1 Liter Summa Canister

Surrogates	%Recovery	Method Limits
Toluene-d8	96	70-130
1,2-Dichloroethane-d4	101	70-130
4-Bromofluorobenzene	99	70-130

eurofins

Air Toxics

Client Sample ID: VMP-6-31.5-071612

Lab ID#: 1207455A-10A

EPA METHOD TO-15 GC/MS FULL SCAN

File Name:	j072521	**Date of Collection:**	7/16/12 2:48:00 PM
Dil. Factor:	3.62	**Date of Analysis:**	7/25/12 06:39 PM

Compound	Rpt. Limit (ppbv)	Amount (ppbv)	Rpt. Limit (ug/m3)	Amount (ug/m3)
Freon 12	1.8	0.46 J	9.0	2.2 J
Freon 114	1.8	Not Detected	13	Not Detected
Chloromethane	18	Not Detected	37	Not Detected
Vinyl Chloride	1.8	Not Detected	4.6	Not Detected
1,3-Butadiene	1.8	Not Detected	4.0	Not Detected
Bromomethane	18	Not Detected UJ	70	Not Detected UJ
Chloroethane	7.2	Not Detected	19	Not Detected
Freon 11	1.8	Not Detected	10	Not Detected
Ethanol	7.2	23	14	43
Freon 113	1.8	Not Detected	14	Not Detected
1,1-Dichloroethene	1.8	Not Detected	7.2	Not Detected
Acetone	18	41	43	98
2-Propanol	7.2	32	18	78
Carbon Disulfide	7.2	5.4 J J	22	17 J J
3-Chloropropene	7.2	Not Detected	23	Not Detected
Methylene Chloride	18	0.69 J	63	2.4 J
Methyl tert-butyl ether	1.8	Not Detected	6.5	Not Detected
trans-1,2-Dichloroethene	1.8	Not Detected	7.2	Not Detected
Hexane	1.8	5.5	6.4	19
1,1-Dichloroethane	1.8	Not Detected	7.3	Not Detected
2-Butanone (Methyl Ethyl Ketone)	7.2	4.2 J	21	12 J
cis-1,2-Dichloroethene	1.8	Not Detected	7.2	Not Detected
Tetrahydrofuran	1.8	Not Detected	5.3	Not Detected
Chloroform	1.8	1.1 J	8.8	5.5 J
1,1,1-Trichloroethane	1.8	Not Detected	9.9	Not Detected
Cyclohexane	1.8	11	6.2	37
Carbon Tetrachloride	1.8	Not Detected	11	Not Detected
2,2,4-Trimethylpentane	1.8	660	8.4	3100
Benzene	1.8	4.8	5.8	16
1,2-Dichloroethane	1.8	Not Detected	7.3	Not Detected
Heptane	1.8	Not Detected	7.4	Not Detected
Trichloroethene	1.8	Not Detected	9.7	Not Detected
1,2-Dichloropropane	1.8	Not Detected	8.4	Not Detected
1,4-Dioxane	7.2	Not Detected	26	Not Detected
Bromodichloromethane	1.8	Not Detected	12	Not Detected
cis-1,3-Dichloropropene	1.8	Not Detected	8.2	Not Detected
4-Methyl-2-pentanone	1.8	1.3 J	7.4	5.5 J
Toluene	1.8	7.6	6.8	29
trans-1,3-Dichloropropene	1.8	Not Detected	8.2	Not Detected
1,1,2-Trichloroethane	1.8	Not Detected	9.9	Not Detected
Tetrachloroethene	1.8	1.1 J	12	7.4 J
2-Hexanone	7.2	Not Detected	30	Not Detected

eurofins | Air Toxics

Client Sample ID: VMP-6-31.5-071612

Lab ID#: 1207455A-10A

EPA METHOD TO-15 GC/MS FULL SCAN

File Name:	j072521	Date of Collection:	7/16/12 2:48:00 PM
Dil. Factor:	3.62	Date of Analysis:	7/25/12 06:39 PM

Compound	Rpt. Limit (ppbv)	Amount (ppbv)	Rpt. Limit (ug/m3)	Amount (ug/m3)
Dibromochloromethane	1.8	Not Detected	15	Not Detected
1,2-Dibromoethane (EDB)	1.8	Not Detected	14	Not Detected
Chlorobenzene	1.8	~~1.5 J~~ U	8.3	~~7.4 J~~ U
Ethyl Benzene	1.8	~~0.50 J~~ U	7.8	~~2.2 J~~ U
m,p-Xylene	1.8	0.80 J	7.8	3.5 J
o-Xylene	1.8	0.54 J	7.8	2.4 J
Styrene	1.8	Not Detected	7.7	Not Detected
Bromoform	1.8	Not Detected	19	Not Detected
Cumene	1.8	~~0.31 J~~ U	8.9	~~1.5 J~~ U
1,1,2,2-Tetrachloroethane	1.8	Not Detected	12	Not Detected
Propylbenzene	1.8	~~0.34 J~~ U	8.9	~~1.6 J~~ U
4-Ethyltoluene	1.8	1.2 J	8.9	5.8 J
1,3,5-Trimethylbenzene	1.8	~~0.33 J~~ U	8.9	~~1.6 J~~ U
1,2,4-Trimethylbenzene	1.8	1.0 J	8.9	4.9 J
1,3-Dichlorobenzene	1.8	~~0.67 J~~ U	11	~~4.0 J~~ U
1,4-Dichlorobenzene	1.8	~~0.23 J~~ U	11	~~1.4 J~~ U
alpha-Chlorotoluene	1.8	Not Detected	9.4	Not Detected
1,2-Dichlorobenzene	1.8	Not Detected	11	Not Detected
1,2,4-Trichlorobenzene	7.2	Not Detected	54	Not Detected
Hexachlorobutadiene	7.2	Not Detected	77	Not Detected
Butane	7.2	21	17	50
Isopentane	7.2	20	21	60

J = Estimated value.

Container Type: 1 Liter Summa Canister

Surrogates	%Recovery	Method Limits
Toluene-d8	96	70-130
1,2-Dichloroethane-d4	107	70-130
4-Bromofluorobenzene	100	70-130

eurofins

Air Toxics * Use these results only. All other data was reported from the 7.88x dilution analysis.

Client Sample ID: VMP-6-39-071612

Lab ID#: 1207455A-11A

EPA METHOD TO-15 GC/MS FULL SCAN

File Name:	**j072526**	**Date of Collection: 7/16/12 3:55:00 PM**	
Dil. Factor:	**11.3**	**Date of Analysis: 7/25/12 08:46 PM**	

Compound	Rpt. Limit (ppbv)	Amount (ppbv)	Rpt. Limit (ug/m3)	Amount (ug/m3)
Freon 12	5.6	0.70 J	28	3.4 J
Freon 114	5.6	Not Detected	39	Not Detected
Chloromethane	56	Not Detected	120	Not Detected
Vinyl Chloride	5.6	Not Detected	14	Not Detected
1,3-Butadiene	5.6	Not Detected	12	Not Detected
Bromomethane	56	Not Detected	220	Not Detected
Chloroethane	23	Not Detected	60	Not Detected
Freon 11	5.6	Not Detected	32	Not Detected
Ethanol	23	11 J	42	21 J
Freon 113	5.6	Not Detected	43	Not Detected
1,1-Dichloroethene	5.6	Not Detected	22	Not Detected
Acetone	56	20 J	130	47 J
2-Propanol	23	6.8 J	56	17 J
Carbon Disulfide	23	Not Detected	70	Not Detected
3-Chloropropene	23	Not Detected	71	Not Detected
Methylene Chloride	56	Not Detected	200	Not Detected
Methyl tert-butyl ether	5.6	Not Detected	20	Not Detected
trans-1,2-Dichloroethene	5.6	Not Detected	22	Not Detected
Hexane	5.6	12	20	42
1,1-Dichloroethane	5.6	Not Detected	23	Not Detected
2-Butanone (Methyl Ethyl Ketone)	23	Not Detected	67	Not Detected
cis-1,2-Dichloroethene	5.6	Not Detected	22	Not Detected
Tetrahydrofuran	5.6	Not Detected	17	Not Detected
Chloroform	5.6	Not Detected	28	Not Detected
1,1,1-Trichloroethane	5.6	Not Detected	31	Not Detected
Cyclohexane	5.6	33	19	110
Carbon Tetrachloride	5.6	Not Detected	36	Not Detected
2,2,4-Trimethylpentane	5.6	1700	26	8100
Benzene	5.6	6.0	18	19
1,2-Dichloroethane	5.6	Not Detected	23	Not Detected
Heptane	5.6	Not Detected	23	Not Detected
Trichloroethene	5.6	Not Detected	30	Not Detected
1,2-Dichloropropane	5.6	Not Detected	26	Not Detected
1,4-Dioxane	23	Not Detected	81	Not Detected
Bromodichloromethane	5.6	Not Detected	38	Not Detected
cis-1,3-Dichloropropene	5.6	Not Detected	26	Not Detected
4-Methyl-2-pentanone	5.6	Not Detected	23	Not Detected
Toluene	5.6	2.2 J	21	8.2 J
trans-1,3-Dichloropropene	5.6	Not Detected	26	Not Detected
1,1,2-Trichloroethane	5.6	Not Detected	31	Not Detected
Tetrachloroethene	5.6	Not Detected	38	Not Detected
2-Hexanone	23	Not Detected	92	Not Detected

eurofins

Air Toxics

Client Sample ID: VMP-6-39-071612

Lab ID#: 1207455A-11A

EPA METHOD TO-15 GC/MS FULL SCAN

File Name:	j072526	Date of Collection:	7/16/12 3:55:00 PM
Dil. Factor:	11.3	Date of Analysis:	7/25/12 08:46 PM

Compound	Rpt. Limit (ppbv)	Amount (ppbv)	Rpt. Limit (ug/m3)	Amount (ug/m3)
Dibromochloromethane	5.6	Not Detected	48	Not Detected
1,2-Dibromoethane (EDB)	5.6	Not Detected	43	Not Detected
Chlorobenzene	5.6	3.7 J	26	17 J
Ethyl Benzene	5.6	Not Detected	24	Not Detected
m,p-Xylene	5.6	1.3 J	24	5.5 J
o-Xylene	5.6	Not Detected	24	Not Detected
Styrene	5.6	Not Detected	24	Not Detected
Bromoform	5.6	Not Detected	58	Not Detected
Cumene	5.6	Not Detected	28	Not Detected
1,1,2,2-Tetrachloroethane	5.6	Not Detected	39	Not Detected
Propylbenzene	5.6	Not Detected	28	Not Detected
4-Ethyltoluene	5.6	Not Detected	28	Not Detected
1,3,5-Trimethylbenzene	5.6	Not Detected	28	Not Detected
1,2,4-Trimethylbenzene	5.6	Not Detected	28	Not Detected
1,3-Dichlorobenzene	5.6	Not Detected	34	Not Detected
1,4-Dichlorobenzene	5.6	Not Detected	34	Not Detected
alpha-Chlorotoluene	5.6	Not Detected	29	Not Detected
1,2-Dichlorobenzene	5.6	Not Detected	34	Not Detected
1,2,4-Trichlorobenzene	23	Not Detected	170	Not Detected
Hexachlorobutadiene	23	Not Detected	240	Not Detected
Butane	23	30	54	72
Isopentane	23	36	67	100

J = Estimated value.

Container Type: 1 Liter Summa Canister

Surrogates	%Recovery	Method Limits
Toluene-d8	99	70-130
1,2-Dichloroethane-d4	103	70-130
4-Bromofluorobenzene	96	70-130

eurofins

Air Toxics *Do not use this data. Use all other data.

Client Sample ID: VMP-6-39-071612

Lab ID#: 1207455A-11B

EPA METHOD TO-15 GC/MS FULL SCAN

File Name:	j072522	Date of Collection:	7/16/12 3:55:00 PM
Dil. Factor:	7.88	Date of Analysis:	7/25/12 06:57 PM

Compound	Rpt. Limit (ppbv)	Amount (ppbv)	Rpt. Limit (ug/m3)	Amount (ug/m3)
Freon 12	3.9	0.51 J	19	2.5 J
Freon 114	3.9	Not Detected	28	Not Detected
Chloromethane	39	Not Detected	81	Not Detected
Vinyl Chloride	3.9	Not Detected	10	Not Detected
1,3-Butadiene	3.9	Not Detected	8.7	Not Detected
Bromomethane	39	Not Detected UJ	150	Not Detected UJ
Chloroethane	16	Not Detected	42	Not Detected
Freon 11	3.9	Not Detected	22	Not Detected
Ethanol	16	10 J	30	19 J
Freon 113	3.9	Not Detected	30	Not Detected
1,1-Dichloroethene	3.9	Not Detected	16	Not Detected
Acetone	39	22 J	94	52 J
2-Propanol	16	4.4 J	39	11 J
Carbon Disulfide	16	3.4 J J	49	11 J J
3-Chloropropene	16	Not Detected	49	Not Detected
Methylene Chloride	39	Not Detected	140	Not Detected
Methyl tert-butyl ether	3.9	Not Detected	14	Not Detected
trans-1,2-Dichloroethene	3.9	Not Detected	16	Not Detected
Hexane	3.9	9.6	14	34
1,1-Dichloroethane	3.9	Not Detected	16	Not Detected
2-Butanone (Methyl Ethyl Ketone)	16	Not Detected	46	Not Detected
cis-1,2-Dichloroethene	3.9	Not Detected	16	Not Detected
Tetrahydrofuran	3.9	Not Detected	12	Not Detected
Chloroform	3.9	Not Detected	19	Not Detected
1,1,1-Trichloroethane	3.9	Not Detected	21	Not Detected
Cyclohexane	3.9	29	14	100
Carbon Tetrachloride	3.9	Not Detected	25	Not Detected
~~2,2,4-Trimethylpentane~~	~~3.9~~	~~1800 E~~	~~18~~	~~8500 E~~
Benzene	3.9	6.3	12	20
1,2-Dichloroethane	3.9	Not Detected	16	Not Detected
Heptane	3.9	Not Detected	16	Not Detected
Trichloroethene	3.9	Not Detected	21	Not Detected
1,2-Dichloropropane	3.9	Not Detected	18	Not Detected
1,4-Dioxane	16	Not Detected	57	Not Detected
Bromodichloromethane	3.9	Not Detected	26	Not Detected
cis-1,3-Dichloropropene	3.9	Not Detected	18	Not Detected
4-Methyl-2-pentanone	3.9	Not Detected	16	Not Detected
Toluene	3.9	2.4 J	15	9.2 J
trans-1,3-Dichloropropene	3.9	Not Detected	18	Not Detected
1,1,2-Trichloroethane	3.9	Not Detected	21	Not Detected
Tetrachloroethene	3.9	Not Detected	27	Not Detected
2-Hexanone	16	Not Detected	64	Not Detected

eurofins | Air Toxics

Client Sample ID: VMP-6-39-071612

Lab ID#: 1207455A-11B

EPA METHOD TO-15 GC/MS FULL SCAN

File Name:	j072522	Date of Collection:	7/16/12 3:55:00 PM
Dil. Factor:	7.88	Date of Analysis:	7/25/12 06:57 PM

Compound	Rpt. Limit (ppbv)	Amount (ppbv)	Rpt. Limit (ug/m3)	Amount (ug/m3)
Dibromochloromethane	3.9	Not Detected	34	Not Detected
1,2-Dibromoethane (EDB)	3.9	Not Detected	30	Not Detected
Chlorobenzene	3.9	3.6 J	18	16 J
Ethyl Benzene	3.9	0.88 J	17	3.8 J
m,p-Xylene	3.9	1.4 J	17	6.3 J
o-Xylene	3.9	Not Detected	17	Not Detected
Styrene	3.9	Not Detected	17	Not Detected
Bromoform	3.9	Not Detected	41	Not Detected
Cumene	3.9	0.60 J	19	2.9 J
1,1,2,2-Tetrachloroethane	3.9	Not Detected	27	Not Detected
Propylbenzene	3.9	Not Detected	19	Not Detected
4-Ethyltoluene	3.9	Not Detected	19	Not Detected
1,3,5-Trimethylbenzene	3.9	Not Detected	19	Not Detected
1,2,4-Trimethylbenzene	3.9	Not Detected	19	Not Detected
1,3-Dichlorobenzene	3.9	1.3 J	24	7.9 J
1,4-Dichlorobenzene	3.9	Not Detected	24	Not Detected
alpha-Chlorotoluene	3.9	Not Detected	20	Not Detected
1,2-Dichlorobenzene	3.9	Not Detected	24	Not Detected
1,2,4-Trichlorobenzene	16	Not Detected	120	Not Detected
Hexachlorobutadiene	16	Not Detected	170	Not Detected
Butane	16	29	37	69
Isopentane	16	33	46	98

J = Estimated value.
E = Exceeds instrument calibration range.
Container Type: 1 Liter Summa Canister

Surrogates	%Recovery	Method Limits
Toluene-d8	100	70-130
1,2-Dichloroethane-d4	102	70-130
4-Bromofluorobenzene	98	70-130

eurofins | Air Toxics

Client Sample ID: VMP-6-39-071612-Dup * Use these results only. All other data was reported from the 7.96 x dilution analysis.
Lab ID#: 1207455A-12A
EPA METHOD TO-15 GC/MS FULL SCAN

File Name:	**j072527**	**Date of Collection: 7/16/12 3:55:00 PM**	
Dil. Factor:	**11.4**	**Date of Analysis: 7/25/12 09:16 PM**	

Compound	Rpt. Limit (ppbv)	Amount (ppbv)	Rpt. Limit (ug/m3)	Amount (ug/m3)
Freon 12	5.7	Not Detected	28	Not Detected
Freon 114	5.7	Not Detected	40	Not Detected
Chloromethane	57	Not Detected	120	Not Detected
Vinyl Chloride	5.7	Not Detected	14	Not Detected
1,3-Butadiene	5.7	Not Detected	13	Not Detected
Bromomethane	57	Not Detected	220	Not Detected
Chloroethane	23	Not Detected	60	Not Detected
Freon 11	5.7	Not Detected	32	Not Detected
Ethanol	23	9.8 J	43	18 J
Freon 113	5.7	Not Detected	44	Not Detected
1,1-Dichloroethene	5.7	Not Detected	23	Not Detected
Acetone	57	12 J	140	28 J
2-Propanol	23	4.0 J	56	9.7 J
Carbon Disulfide	23	5.3 J	71	16 J
3-Chloropropene	23	Not Detected	71	Not Detected
Methylene Chloride	57	Not Detected	200	Not Detected
Methyl tert-butyl ether	5.7	Not Detected	20	Not Detected
trans-1,2-Dichloroethene	5.7	Not Detected	22	Not Detected
Hexane	5.7	7.3	20	26
1,1-Dichloroethane	5.7	Not Detected	23	Not Detected
2-Butanone (Methyl Ethyl Ketone)	23	Not Detected	67	Not Detected
cis-1,2-Dichloroethene	5.7	Not Detected	22	Not Detected
Tetrahydrofuran	5.7	Not Detected	17	Not Detected
Chloroform	5.7	Not Detected	28	Not Detected
1,1,1-Trichloroethane	5.7	Not Detected	31	Not Detected
Cyclohexane	5.7	31	20	110
Carbon Tetrachloride	5.7	Not Detected	36	Not Detected
* 2,2,4-Trimethylpentane	5.7	1800	27	8200
Benzene	5.7	5.0 J	18	16 J
1,2-Dichloroethane	5.7	Not Detected	23	Not Detected
Heptane	5.7	Not Detected	23	Not Detected
Trichloroethene	5.7	Not Detected	31	Not Detected
1,2-Dichloropropane	5.7	Not Detected	26	Not Detected
1,4-Dioxane	23	Not Detected	82	Not Detected
Bromodichloromethane	5.7	Not Detected	38	Not Detected
cis-1,3-Dichloropropene	5.7	Not Detected	26	Not Detected
4-Methyl-2-pentanone	5.7	Not Detected	23	Not Detected
Toluene	5.7	1.7 J	21	6.4 J
trans-1,3-Dichloropropene	5.7	Not Detected	26	Not Detected
1,1,2-Trichloroethane	5.7	Not Detected	31	Not Detected
Tetrachloroethene	5.7	Not Detected	39	Not Detected
2-Hexanone	23	Not Detected	93	Not Detected

eurofins

Air Toxics

Client Sample ID: VMP-6-39-071612-Dup

Lab ID#: 1207455A-12A

EPA METHOD TO-15 GC/MS FULL SCAN

File Name:	**j072527**	**Date of Collection: 7/16/12 3:55:00 PM**	
Dil. Factor:	**11.4**	**Date of Analysis: 7/25/12 09:16 PM**	

Compound	Rpt. Limit (ppbv)	Amount (ppbv)	Rpt. Limit (ug/m3)	Amount (ug/m3)
Dibromochloromethane	5.7	Not Detected	48	Not Detected
1,2-Dibromoethane (EDB)	5.7	Not Detected	44	Not Detected
Chlorobenzene	5.7	3.6 J	26	17 J
Ethyl Benzene	5.7	Not Detected	25	Not Detected
m,p-Xylene	5.7	0.94 J	25	4.1 J
o-Xylene	5.7	Not Detected	25	Not Detected
Styrene	5.7	Not Detected	24	Not Detected
Bromoform	5.7	Not Detected	59	Not Detected
Cumene	5.7	Not Detected	28	Not Detected
1,1,2,2-Tetrachloroethane	5.7	Not Detected	39	Not Detected
Propylbenzene	5.7	Not Detected	28	Not Detected
4-Ethyltoluene	5.7	Not Detected	28	Not Detected
1,3,5-Trimethylbenzene	5.7	Not Detected	28	Not Detected
1,2,4-Trimethylbenzene	5.7	Not Detected	28	Not Detected
1,3-Dichlorobenzene	5.7	Not Detected	34	Not Detected
1,4-Dichlorobenzene	5.7	Not Detected	34	Not Detected
alpha-Chlorotoluene	5.7	Not Detected	30	Not Detected
1,2-Dichlorobenzene	5.7	Not Detected	34	Not Detected
1,2,4-Trichlorobenzene	23	Not Detected	170	Not Detected
Hexachlorobutadiene	23	Not Detected	240	Not Detected
Butane	23	28	54	68
Isopentane	23	32	67	96

J = Estimated value.

Container Type: 1 Liter Summa Canister

Surrogates	%Recovery	Method Limits
Toluene-d8	100	70-130
1,2-Dichloroethane-d4	104	70-130
4-Bromofluorobenzene	96	70-130

eurofins | Air Toxics X Do not use this data. Use all other data

Client Sample ID: VMP-6-39-071612-Dup

Lab ID#: 1207455A-12B

EPA METHOD TO-15 GC/MS FULL SCAN

File Name:	j072523	Date of Collection:	7/16/12 3:55:00 PM
Dil. Factor:	7.96	Date of Analysis:	7/25/12 07:17 PM

Compound	Rpt. Limit (ppbv)	Amount (ppbv)	Rpt. Limit (ug/m3)	Amount (ug/m3)
Freon 12	4.0	0.62 J	20	3.0 J
Freon 114	4.0	Not Detected	28	Not Detected
Chloromethane	40	Not Detected	82	Not Detected
Vinyl Chloride	4.0	Not Detected	10	Not Detected
1,3-Butadiene	4.0	Not Detected	8.8	Not Detected
Bromomethane	40	Not Detected UJ	150	Not Detected UJ
Chloroethane	16	Not Detected	42	Not Detected
Freon 11	4.0	Not Detected	22	Not Detected
Ethanol	16	12 J	30	22 J
Freon 113	4.0	Not Detected	30	Not Detected
1,1-Dichloroethene	4.0	Not Detected	16	Not Detected
Acetone	40	24 J	94	57 J
2-Propanol	16	2.9 J	39	7.1 J
Carbon Disulfide	16	3.9 J J	50	12 J J
3-Chloropropene	16	Not Detected	50	Not Detected
Methylene Chloride	40	0.75 J	140	2.6 J
Methyl tert-butyl ether	4.0	Not Detected	14	Not Detected
trans-1,2-Dichloroethene	4.0	Not Detected	16	Not Detected
Hexane	4.0	9.5	14	33
1,1-Dichloroethane	4.0	Not Detected	16	Not Detected
2-Butanone (Methyl Ethyl Ketone)	16	Not Detected	47	Not Detected
cis-1,2-Dichloroethene	4.0	Not Detected	16	Not Detected
Tetrahydrofuran	4.0	Not Detected	12	Not Detected
Chloroform	4.0	Not Detected	19	Not Detected
1,1,1-Trichloroethane	4.0	Not Detected	22	Not Detected
Cyclohexane	4.0	31	14	110
Carbon Tetrachloride	4.0	Not Detected	25	Not Detected
~~2,2,4-Trimethylpentane~~	~~4.0~~	~~1800 E~~	~~18~~	~~8500 E~~
Benzene	4.0	5.1	13	16
1,2-Dichloroethane	4.0	Not Detected	16	Not Detected
Heptane	4.0	Not Detected	16	Not Detected
Trichloroethene	4.0	Not Detected	21	Not Detected
1,2-Dichloropropane	4.0	Not Detected	18	Not Detected
1,4-Dioxane	16	Not Detected	57	Not Detected
Bromodichloromethane	4.0	Not Detected	27	Not Detected
cis-1,3-Dichloropropene	4.0	Not Detected	18	Not Detected
4-Methyl-2-pentanone	4.0	Not Detected	16	Not Detected
Toluene	4.0	1.8 J	15	6.7 J
trans-1,3-Dichloropropene	4.0	Not Detected	18	Not Detected
1,1,2-Trichloroethane	4.0	Not Detected	22	Not Detected
Tetrachloroethene	4.0	Not Detected	27	Not Detected
2-Hexanone	16	Not Detected	65	Not Detected

eurofins

Air Toxics

Client Sample ID: VMP-6-39-071612-Dup

Lab ID#: 1207455A-12B

EPA METHOD TO-15 GC/MS FULL SCAN

File Name:	j072523	Date of Collection:	7/16/12 3:55:00 PM
Dil. Factor:	7.96	Date of Analysis:	7/25/12 07:17 PM

Compound	Rpt. Limit (ppbv)	Amount (ppbv)	Rpt. Limit (ug/m3)	Amount (ug/m3)
Dibromochloromethane	4.0	Not Detected	34	Not Detected
1,2-Dibromoethane (EDB)	4.0	Not Detected	30	Not Detected
Chlorobenzene	4.0	2.8 J	18	13 J
Ethyl Benzene	4.0	Not Detected	17	Not Detected
m,p-Xylene	4.0	Not Detected	17	Not Detected
o-Xylene	4.0	Not Detected	17	Not Detected
Styrene	4.0	Not Detected	17	Not Detected
Bromoform	4.0	Not Detected	41	Not Detected
Cumene	4.0	Not Detected	20	Not Detected
1,1,2,2-Tetrachloroethane	4.0	Not Detected	27	Not Detected
Propylbenzene	4.0	Not Detected	20	Not Detected
4-Ethyltoluene	4.0	Not Detected	20	Not Detected
1,3,5-Trimethylbenzene	4.0	Not Detected	20	Not Detected
1,2,4-Trimethylbenzene	4.0	Not Detected	20	Not Detected
1,3-Dichlorobenzene	4.0	Not Detected	24	Not Detected
1,4-Dichlorobenzene	4.0	Not Detected	24	Not Detected
alpha-Chlorotoluene	4.0	Not Detected	21	Not Detected
1,2-Dichlorobenzene	4.0	Not Detected	24	Not Detected
1,2,4-Trichlorobenzene	16	Not Detected	120	Not Detected
Hexachlorobutadiene	16	Not Detected	170	Not Detected
Butane	16	26	38	62
Isopentane	16	37	47	110

J = Estimated value.
E = Exceeds instrument calibration range.
Container Type: 1 Liter Summa Canister

Surrogates	%Recovery	Method Limits
Toluene-d8	96	70-130
1,2-Dichloroethane-d4	106	70-130
4-Bromofluorobenzene	99	70-130

eurofins | Air Toxics

Client Sample ID: VMP-9-25.5-071312
Lab ID#: 1207455A-13A
EPA METHOD TO-15 GC/MS FULL SCAN

File Name:	j072514	Date of Collection:	7/13/12 12:16:00 PM
Dil. Factor:	1.97	Date of Analysis:	7/25/12 02:48 PM

Compound	Rpt. Limit (ppbv)	Amount (ppbv)	Rpt. Limit (ug/m3)	Amount (ug/m3)
Freon 12	0.98	0.60 J	4.9	2.9 J
Freon 114	0.98	Not Detected	6.9	Not Detected
Chloromethane	9.8	Not Detected	20	Not Detected
Vinyl Chloride	0.98	Not Detected	2.5	Not Detected
1,3-Butadiene	0.98	Not Detected	2.2	Not Detected
Bromomethane	9.8	Not Detected UJ	38	Not Detected UJ
Chloroethane	3.9	Not Detected	10	Not Detected
Freon 11	0.98	0.26 J	5.5	1.5 J
Ethanol	3.9	48 J	7.4	90 J
Freon 113	0.98	Not Detected	7.5	Not Detected
1,1-Dichloroethene	0.98	Not Detected	3.9	Not Detected
Acetone	9.8	43	23	100
2-Propanol	3.9	38	9.7	93
Carbon Disulfide	3.9	~~1.6 J~~ U	12	~~5.1 J~~ U
3-Chloropropene	3.9	Not Detected	12	Not Detected
Methylene Chloride	9.8	0.79 J	34	2.7 J
Methyl tert-butyl ether	0.98	Not Detected	3.6	Not Detected
trans-1,2-Dichloroethene	0.98	Not Detected	3.9	Not Detected
Hexane	0.98	~~0.42 J~~ U	3.5	~~1.5 J~~ U
1,1-Dichloroethane	0.98	Not Detected	4.0	Not Detected
2-Butanone (Methyl Ethyl Ketone)	3.9	11	12	32
cis-1,2-Dichloroethene	0.98	Not Detected	3.9	Not Detected
Tetrahydrofuran	0.98	1.2	2.9	3.6
Chloroform	0.98	1.4	4.8	6.8
1,1,1-Trichloroethane	0.98	~~0.10 J~~ U	5.4	~~0.57 J~~ U
Cyclohexane	0.98	~~0.55 J~~ U	3.4	~~1.9 J~~ U
Carbon Tetrachloride	0.98	Not Detected	6.2	Not Detected
2,2,4-Trimethylpentane	0.98	~~0.56 J~~ U	4.6	~~2.6 J~~ U
Benzene	0.98	19	3.1	62
1,2-Dichloroethane	0.98	~~0.17 J~~ U	4.0	~~0.69 J~~ U
Heptane	0.98	0.75 J	4.0	3.1 J
Trichloroethene	0.98	Not Detected	5.3	Not Detected
1,2-Dichloropropane	0.98	Not Detected	4.6	Not Detected
1,4-Dioxane	3.9	Not Detected	14	Not Detected
Bromodichloromethane	0.98	Not Detected	6.6	Not Detected
cis-1,3-Dichloropropene	0.98	Not Detected	4.5	Not Detected
4-Methyl-2-pentanone	0.98	42	4.0	170
Toluene	0.98	20	3.7	77
trans-1,3-Dichloropropene	0.98	~~0.35 J~~ U	4.5	~~1.6 J~~ U
1,1,2-Trichloroethane	0.98	Not Detected	5.4	Not Detected
Tetrachloroethene	0.98	~~0.38 J~~ U	6.7	~~2.5 J~~ U
2-Hexanone	3.9	1.1 J	16	4.6 J

eurofins

Air Toxics

Client Sample ID: VMP-9-25.5-071312

Lab ID#: 1207455A-13A

EPA METHOD TO-15 GC/MS FULL SCAN

File Name:	**j072514**	**Date of Collection: 7/13/12 12:16:00 PM**	
Dil. Factor:	**1.97**	**Date of Analysis: 7/25/12 02:48 PM**	

Compound	Rpt. Limit (ppbv)	Amount (ppbv)	Rpt. Limit (ug/m3)	Amount (ug/m3)
Dibromochloromethane	0.98	Not Detected	8.4	Not Detected
1,2-Dibromoethane (EDB)	0.98	Not Detected	7.6	Not Detected
Chlorobenzene	0.98	0.93 J	4.5	4.3 J
Ethyl Benzene	0.98	1.2	4.3	5.4
m,p-Xylene	0.98	4.1	4.3	18
o-Xylene	0.98	1.5	4.3	6.4
Styrene	0.98	0.64 J	4.2	2.7 J
Bromoform	0.98	Not Detected	10	Not Detected
Cumene	0.98	11	4.8	53
1,1,2,2-Tetrachloroethane	0.98	Not Detected	6.8	Not Detected
Propylbenzene	0.98	0.29 J	4.8	1.4 J
4-Ethyltoluene	0.98	0.80 J	4.8	4.0 J
1,3,5-Trimethylbenzene	0.98	0.28 J	4.8	1.4 J
1,2,4-Trimethylbenzene	0.98	0.56 J	4.8	2.8 J
1,3-Dichlorobenzene	0.98	0.23 J	5.9	1.4 J
1,4-Dichlorobenzene	0.98	0.32 J	5.9	2.0 J
alpha-Chlorotoluene	0.98	Not Detected	5.1	Not Detected
1,2-Dichlorobenzene	0.98	0.18 J	5.9	1.1 J
1,2,4-Trichlorobenzene	3.9	Not Detected	29	Not Detected
Hexachlorobutadiene	3.9	Not Detected	42	Not Detected
Butane	3.9	Not Detected	9.4	Not Detected
Isopentane	3.9	Not Detected	12	Not Detected

J = Estimated value.

Container Type: 1 Liter Summa Canister

Surrogates	%Recovery	Method Limits
Toluene-d8	100	70-130
1,2-Dichloroethane-d4	100	70-130
4-Bromofluorobenzene	106	70-130

eurofins | Air Toxics

Client Sample ID: VMP-9-25.5-071312-Dup
Lab ID#: 1207455A-14A
EPA METHOD TO-15 GC/MS FULL SCAN

File Name:	**j072515**	**Date of Collection:**	**7/13/12 12:16:00 PM**
Dil. Factor:	**1.91**	**Date of Analysis:**	**7/25/12 03:42 PM**

Compound	Rpt. Limit (ppbv)	Amount (ppbv)	Rpt. Limit (ug/m3)	Amount (ug/m3)
Freon 12	0.96	0.54 J	4.7	2.7 J
Freon 114	0.96	Not Detected	6.7	Not Detected
Chloromethane	9.6	Not Detected	20	Not Detected
Vinyl Chloride	0.96	Not Detected	2.4	Not Detected
1,3-Butadiene	0.96	Not Detected	2.1	Not Detected
Bromomethane	9.6	Not Detected UJ	37	Not Detected UJ
Chloroethane	3.8	Not Detected	10	Not Detected
Freon 11	0.96	0.28 J	5.4	1.6 J
Ethanol	3.8	96 J	7.2	180 J
Freon 113	0.96	Not Detected	7.3	Not Detected
1,1-Dichloroethene	0.96	Not Detected	3.8	Not Detected
Acetone	9.6	44	23	100
2-Propanol	3.8	44	9.4	110
Carbon Disulfide	3.8	~~1.5 J~~ U	12	~~4.6 J~~ U
3-Chloropropene	3.8	Not Detected	12	Not Detected
Methylene Chloride	9.6	~~0.33 J~~ U	33	~~1.2 J~~ U
Methyl tert-butyl ether	0.96	Not Detected	3.4	Not Detected
trans-1,2-Dichloroethene	0.96	Not Detected	3.8	Not Detected
Hexane	0.96	0.71 J	3.4	2.5 J
1,1-Dichloroethane	0.96	Not Detected	3.9	Not Detected
2-Butanone (Methyl Ethyl Ketone)	3.8	11	11	32
cis-1,2-Dichloroethene	0.96	Not Detected	3.8	Not Detected
Tetrahydrofuran	0.96	1.3	2.8	4.0
Chloroform	0.96	1.2	4.7	5.8
1,1,1-Trichloroethane	0.96	Not Detected	5.2	Not Detected
Cyclohexane	0.96	~~0.23 J~~ U	3.3	~~0.80 J~~ U
Carbon Tetrachloride	0.96	Not Detected	6.0	Not Detected
2,2,4-Trimethylpentane	0.96	~~0.53 J~~ U	4.5	~~2.5 J~~ U
Benzene	0.96	19	3.0	61
1,2-Dichloroethane	0.96	Not Detected	3.9	Not Detected
Heptane	0.96	~~0.66 J~~ U	3.9	~~2.7 J~~ U
Trichloroethene	0.96	Not Detected	5.1	Not Detected
1,2-Dichloropropane	0.96	Not Detected	4.4	Not Detected
1,4-Dioxane	3.8	Not Detected	14	Not Detected
Bromodichloromethane	0.96	Not Detected	6.4	Not Detected
cis-1,3-Dichloropropene	0.96	Not Detected	4.3	Not Detected
4-Methyl-2-pentanone	0.96	42	3.9	170
Toluene	0.96	20	3.6	75
trans-1,3-Dichloropropene	0.96	~~0.29 J~~ U	4.3	~~1.3 J~~ U
1,1,2-Trichloroethane	0.96	Not Detected	5.2	Not Detected
Tetrachloroethene	0.96	~~0.45 J~~ U	6.5	~~3.0 J~~ U
2-Hexanone	3.8	0.89 J	16	3.6 J

eurofins

Air Toxics

Client Sample ID: VMP-9-25.5-071312-Dup

Lab ID#: 1207455A-14A

EPA METHOD TO-15 GC/MS FULL SCAN

File Name:	**j072515**	**Date of Collection: 7/13/12 12:16:00 PM**	
Dil. Factor:	**1.91**	**Date of Analysis: 7/25/12 03:42 PM**	

Compound	Rpt. Limit (ppbv)	Amount (ppbv)	Rpt. Limit (ug/m3)	Amount (ug/m3)
Dibromochloromethane	0.96	Not Detected	8.1	Not Detected
1,2-Dibromoethane (EDB)	0.96	Not Detected	7.3	Not Detected
Chlorobenzene	0.96	~~0.84 J~~ U	4.4	~~3.8 J~~ U
Ethyl Benzene	0.96	1.2	4.1	5.4
m,p-Xylene	0.96	3.9	4.1	17
o-Xylene	0.96	1.4	4.1	6.0
Styrene	0.96	0.70 J	4.1	3.0 J
Bromoform	0.96	Not Detected	9.9	Not Detected
Cumene	0.96	9.9	4.7	49
1,1,2,2-Tetrachloroethane	0.96	Not Detected	6.6	Not Detected
Propylbenzene	0.96	~~0.24 J~~ U	4.7	~~1.2 J~~ U
4-Ethyltoluene	0.96	0.75 J	4.7	3.7 J
1,3,5-Trimethylbenzene	0.96	~~0.28 J~~ U	4.7	~~1.4 J~~ U
1,2,4-Trimethylbenzene	0.96	~~0.61 J~~ U	4.7	~~3.0 J~~ U
1,3-Dichlorobenzene	0.96	~~0.22 J~~ U	5.7	~~1.3 J~~ U
1,4-Dichlorobenzene	0.96	~~0.29 J~~ U	5.7	~~1.7 J~~ U
alpha-Chlorotoluene	0.96	Not Detected	4.9	Not Detected
1,2-Dichlorobenzene	0.96	~~0.18 J~~ U	5.7	~~1.0 J~~ U
1,2,4-Trichlorobenzene	3.8	Not Detected	28	Not Detected
Hexachlorobutadiene	3.8	Not Detected	41	Not Detected
Butane	3.8	Not Detected	9.1	Not Detected
Isopentane	3.8	1.9 J	11	5.6 J

J = Estimated value.

Container Type: 1 Liter Summa Canister

Surrogates	%Recovery	Method Limits
Toluene-d8	99	70-130
1,2-Dichloroethane-d4	98	70-130
4-Bromofluorobenzene	106	70-130

eurofins | Air Toxics

Client Sample ID: VMP-9-38.5-071312

Lab ID#: 1207455A-15A

EPA METHOD TO-15 GC/MS FULL SCAN

File Name:	**j072516**	**Date of Collection:**	**7/13/12 2:14:00 PM**
Dil. Factor:	**2.12**	**Date of Analysis:**	**7/25/12 04:36 PM**

Compound	Rpt. Limit (ppbv)	Amount (ppbv)	Rpt. Limit (ug/m3)	Amount (ug/m3)
Freon 12	1.1	0.51 J	5.2	2.5 J
Freon 114	1.1	Not Detected	7.4	Not Detected
Chloromethane	11	Not Detected	22	Not Detected
Vinyl Chloride	1.1	Not Detected	2.7	Not Detected
1,3-Butadiene	1.1	Not Detected	2.3	Not Detected
Bromomethane	11	~~0.31 J~~ UJ	41	~~1.2 J~~ UJ
Chloroethane	4.2	Not Detected	11	Not Detected
Freon 11	1.1	0.25 J	6.0	1.4 J
Ethanol	4.2	100	8.0	190
Freon 113	1.1	Not Detected	8.1	Not Detected
1,1-Dichloroethene	1.1	Not Detected	4.2	Not Detected
Acetone	11	45	25	110
2-Propanol	4.2	36	10	88
Carbon Disulfide	4.2	~~1.6 J~~ U	13	~~4.9 J~~ U
3-Chloropropene	4.2	Not Detected	13	Not Detected
Methylene Chloride	11	~~0.27 J~~ U	37	~~0.93 J~~ U
Methyl tert-butyl ether	1.1	2.1	3.8	7.5
trans-1,2-Dichloroethene	1.1	Not Detected	4.2	Not Detected
Hexane	1.1	0.51 J	3.7	1.8 J
1,1-Dichloroethane	1.1	Not Detected	4.3	Not Detected
2-Butanone (Methyl Ethyl Ketone)	4.2	14	12	41
cis-1,2-Dichloroethene	1.1	Not Detected	4.2	Not Detected
Tetrahydrofuran	1.1	1.5	3.1	4.4
Chloroform	1.1	1.5	5.2	7.3
1,1,1-Trichloroethane	1.1	Not Detected	5.8	Not Detected
Cyclohexane	1.1	~~0.16 J~~ U	3.6	~~0.57 J~~ U
Carbon Tetrachloride	1.1	Not Detected	6.7	Not Detected
2,2,4-Trimethylpentane	1.1	~~0.51 J~~ U	5.0	~~2.4 J~~ U
Benzene	1.1	66	3.4	210
1,2-Dichloroethane	1.1	Not Detected	4.3	Not Detected
Heptane	1.1	0.79 J	4.3	3.2 J
Trichloroethene	1.1	~~0.25 J~~ U	5.7	~~1.4 J~~ U
1,2-Dichloropropane	1.1	Not Detected	4.9	Not Detected
1,4-Dioxane	4.2	Not Detected	15	Not Detected
Bromodichloromethane	1.1	Not Detected	7.1	Not Detected
cis-1,3-Dichloropropene	1.1	Not Detected	4.8	Not Detected
4-Methyl-2-pentanone	1.1	47	4.3	190
Toluene	1.1	18	4.0	70
trans-1,3-Dichloropropene	1.1	Not Detected	4.8	Not Detected
1,1,2-Trichloroethane	1.1	Not Detected	5.8	Not Detected
Tetrachloroethene	1.1	~~0.32 J~~ U	7.2	~~2.2 J~~ U
2-Hexanone	4.2	1.2 J	17	5.1 J

eurofins

Air Toxics

Client Sample ID: VMP-9-38.5-071312

Lab ID#: 1207455A-15A

EPA METHOD TO-15 GC/MS FULL SCAN

File Name:	**j072516**	**Date of Collection: 7/13/12 2:14:00 PM**	
Dil. Factor:	**2.12**	**Date of Analysis: 7/25/12 04:36 PM**	

Compound	Rpt. Limit (ppbv)	Amount (ppbv)	Rpt. Limit (ug/m3)	Amount (ug/m3)
Dibromochloromethane	1.1	Not Detected	9.0	Not Detected
1,2-Dibromoethane (EDB)	1.1	Not Detected	8.1	Not Detected
Chlorobenzene	1.1	~~0.87 J~~ U	4.9	~~4.0 J~~ U
Ethyl Benzene	1.1	1.0 J	4.6	4.6 J
m,p-Xylene	1.1	3.4	4.6	14
o-Xylene	1.1	1.2	4.6	5.0
Styrene	1.1	0.86 J	4.5	3.7 J
Bromoform	1.1	Not Detected	11	Not Detected
Cumene	1.1	10	5.2	52
1,1,2,2-Tetrachloroethane	1.1	Not Detected	7.3	Not Detected
Propylbenzene	1.1	~~0.23 J~~ U	5.2	~~1.1 J~~ U
4-Ethyltoluene	1.1	0.74 J	5.2	3.6 J
1,3,5-Trimethylbenzene	1.1	~~0.28 J~~ U	5.2	~~1.4 J~~ U
1,2,4-Trimethylbenzene	1.1	0.70 J	5.2	3.5 J
1,3-Dichlorobenzene	1.1	~~0.26 J~~ U	6.4	~~1.6 J~~ U
1,4-Dichlorobenzene	1.1	~~0.34 J~~ U	6.4	~~2.0 J~~ U
alpha-Chlorotoluene	1.1	Not Detected	5.5	Not Detected
1,2-Dichlorobenzene	1.1	Not Detected	6.4	Not Detected
1,2,4-Trichlorobenzene	4.2	Not Detected	31	Not Detected
Hexachlorobutadiene	4.2	Not Detected	45	Not Detected
Butane	4.2	2.8 J	10	6.6 J
Isopentane	4.2	2.8 J	12	8.4 J

J = Estimated value.

Container Type: 1 Liter Summa Canister

Surrogates	%Recovery	Method Limits
Toluene-d8	99	70-130
1,2-Dichloroethane-d4	101	70-130
4-Bromofluorobenzene	101	70-130

eurofins | Air Toxics

Client Sample ID: VMP-10-5-071312
Lab ID#: 1207455A-16A
EPA METHOD TO-15 GC/MS FULL SCAN

File Name:	j072517	Date of Collection:	7/13/12 2:05:00 PM
Dil. Factor:	1.93	Date of Analysis:	7/25/12 05:01 PM

Compound	Rpt. Limit (ppbv)	Amount (ppbv)	Rpt. Limit (ug/m3)	Amount (ug/m3)
Freon 12	0.96	0.57 J	4.8	2.8 J
Freon 114	0.96	Not Detected	6.7	Not Detected
Chloromethane	9.6	Not Detected	20	Not Detected
Vinyl Chloride	0.96	Not Detected	2.5	Not Detected
1,3-Butadiene	0.96	Not Detected	2.1	Not Detected
Bromomethane	9.6	Not Detected UJ	37	Not Detected UJ
Chloroethane	3.9	Not Detected	10	Not Detected
Freon 11	0.96	0.23 J	5.4	1.3 J
Ethanol	3.9	1.6 J	7.3	2.9 J
Freon 113	0.96	Not Detected	7.4	Not Detected
1,1-Dichloroethene	0.96	Not Detected	3.8	Not Detected
Acetone	9.6	14	23	33
2-Propanol	3.9	0.94 J U	9.5	2.3 J
Carbon Disulfide	3.9	~~1.6 J~~	12	~~5.0 J~~ U
3-Chloropropene	3.9	Not Detected	12	Not Detected
Methylene Chloride	9.6	~~0.28 J~~ U	34	~~0.96 J~~ U
Methyl tert-butyl ether	0.96	Not Detected	3.5	Not Detected
trans-1,2-Dichloroethene	0.96	Not Detected	3.8	Not Detected
Hexane	0.96	0.48 J	3.4	1.7 J
1,1-Dichloroethane	0.96	Not Detected	3.9	Not Detected
2-Butanone (Methyl Ethyl Ketone)	3.9	1.9 J	11	5.7 J
cis-1,2-Dichloroethene	0.96	Not Detected	3.8	Not Detected
Tetrahydrofuran	0.96	2.5	2.8	7.3
Chloroform	0.96	Not Detected	4.7	Not Detected
1,1,1-Trichloroethane	0.96	Not Detected	5.3	Not Detected
Cyclohexane	0.96	~~0.42 J~~ U	3.3	~~1.5 J~~ U
Carbon Tetrachloride	0.96	Not Detected	6.1	Not Detected
2,2,4-Trimethylpentane	0.96	~~0.29 J~~ U	4.5	~~1.4 J~~ U
Benzene	0.96	0.78 J	3.1	2.5 J
1,2-Dichloroethane	0.96	Not Detected	3.9	Not Detected
Heptane	0.96	~~0.25 J~~ U	4.0	~~1.0 J~~ U
Trichloroethene	0.96	Not Detected	5.2	Not Detected
1,2-Dichloropropane	0.96	Not Detected	4.4	Not Detected
1,4-Dioxane	3.9	Not Detected	14	Not Detected
Bromodichloromethane	0.96	Not Detected	6.5	Not Detected
cis-1,3-Dichloropropene	0.96	Not Detected	4.4	Not Detected
4-Methyl-2-pentanone	0.96	~~0.54 J~~ U	4.0	~~2.2 J~~ U
Toluene	0.96	~~0.61 J~~ U	3.6	~~2.3 J~~ U
trans-1,3-Dichloropropene	0.96	Not Detected	4.4	Not Detected
1,1,2-Trichloroethane	0.96	Not Detected	5.3	Not Detected
Tetrachloroethene	0.96	Not Detected	6.5	Not Detected
2-Hexanone	3.9	Not Detected	16	Not Detected

eurofins

Air Toxics

Client Sample ID: VMP-10-5-071312

Lab ID#: 1207455A-16A

EPA METHOD TO-15 GC/MS FULL SCAN

File Name:	j072517	Date of Collection:	7/13/12 2:05:00 PM
Dil. Factor:	1.93	Date of Analysis:	7/25/12 05:01 PM

Compound	Rpt. Limit (ppbv)	Amount (ppbv)	Rpt. Limit (ug/m3)	Amount (ug/m3)
Dibromochloromethane	0.96	Not Detected	8.2	Not Detected
1,2-Dibromoethane (EDB)	0.96	Not Detected	7.4	Not Detected
Chlorobenzene	0.96	0.90 J	4.4	4.1 J
Ethyl Benzene	0.96	0.17 J	4.2	0.72 J
m,p-Xylene	0.96	0.32 J	4.2	1.4 J
o-Xylene	0.96	Not Detected	4.2	Not Detected
Styrene	0.96	Not Detected	4.1	Not Detected
Bromoform	0.96	Not Detected	10	Not Detected
Cumene	0.96	0.15 J	4.7	0.73 J
1,1,2,2-Tetrachloroethane	0.96	Not Detected	6.6	Not Detected
Propylbenzene	0.96	Not Detected	4.7	Not Detected
4-Ethyltoluene	0.96	Not Detected	4.7	Not Detected
1,3,5-Trimethylbenzene	0.96	Not Detected	4.7	Not Detected
1,2,4-Trimethylbenzene	0.96	0.18 J	4.7	0.88 J
1,3-Dichlorobenzene	0.96	Not Detected	5.8	Not Detected
1,4-Dichlorobenzene	0.96	0.14 J	5.8	0.85 J
alpha-Chlorotoluene	0.96	Not Detected	5.0	Not Detected
1,2-Dichlorobenzene	0.96	Not Detected	5.8	Not Detected
1,2,4-Trichlorobenzene	3.9	Not Detected	29	Not Detected
Hexachlorobutadiene	3.9	Not Detected	41	Not Detected
Butane	3.9	Not Detected	9.2	Not Detected
Isopentane	3.9	Not Detected	11	Not Detected

J = Estimated value.

Container Type: 1 Liter Summa Canister

Surrogates	%Recovery	Method Limits
Toluene-d8	95	70-130
1,2-Dichloroethane-d4	101	70-130
4-Bromofluorobenzene	103	70-130

eurofins | Air Toxics

Client Sample ID: VMP-10-10-071312

Lab ID#: 1207455A-17A

EPA METHOD TO-15 GC/MS FULL SCAN

File Name:	**j072518**	**Date of Collection:**	**7/13/12 2:57:00 PM**
Dil. Factor:	**1.88**	**Date of Analysis:**	**7/25/12 05:28 PM**

Compound	Rpt. Limit (ppbv)	Amount (ppbv)	Rpt. Limit (ug/m3)	Amount (ug/m3)
Freon 12	0.94	0.46 J	4.6	2.3 J
Freon 114	0.94	Not Detected	6.6	Not Detected
Chloromethane	9.4	Not Detected	19	Not Detected
Vinyl Chloride	0.94	Not Detected	2.4	Not Detected
1,3-Butadiene	0.94	Not Detected	2.1	Not Detected
Bromomethane	9.4	Not Detected UJ	36	Not Detected UJ
Chloroethane	3.8	Not Detected	9.9	Not Detected
Freon 11	0.94	Not Detected	5.3	Not Detected
Ethanol	3.8	20	7.1	38
Freon 113	0.94	~~0.18 J~~ U	7.2	~~1.4 J~~ U
1,1-Dichloroethene	0.94	Not Detected	3.7	Not Detected
Acetone	9.4	12	22	29
2-Propanol	3.8	5.5	9.2	14
Carbon Disulfide	3.8	~~1.1 J~~ U	12	~~3.5 J~~ U
3-Chloropropene	3.8	Not Detected	12	Not Detected
Methylene Chloride	9.4	~~0.22 J~~ U	33	~~0.78 J~~ U
Methyl tert-butyl ether	0.94	Not Detected	3.4	Not Detected
trans-1,2-Dichloroethene	0.94	Not Detected	3.7	Not Detected
Hexane	0.94	~~0.38 J~~ U	3.3	~~1.4 J~~ U
1,1-Dichloroethane	0.94	Not Detected	3.8	Not Detected
2-Butanone (Methyl Ethyl Ketone)	3.8	1.3 J	11	3.8 J
cis-1,2-Dichloroethene	0.94	Not Detected	3.7	Not Detected
Tetrahydrofuran	0.94	2.0	2.8	6.0
Chloroform	0.94	Not Detected	4.6	Not Detected
1,1,1-Trichloroethane	0.94	Not Detected	5.1	Not Detected
Cyclohexane	0.94	~~0.27 J~~ U	3.2	~~0.93 J~~ U
Carbon Tetrachloride	0.94	Not Detected	5.9	Not Detected
2,2,4-Trimethylpentane	0.94	~~0.40 J~~ U	4.4	~~1.9 J~~ U
Benzene	0.94	3.2	3.0	10
1,2-Dichloroethane	0.94	Not Detected	3.8	Not Detected
Heptane	0.94	~~0.28 J~~ U	3.8	~~1.1 J~~ U
Trichloroethene	0.94	Not Detected	5.0	Not Detected
1,2-Dichloropropane	0.94	Not Detected	4.3	Not Detected
1,4-Dioxane	3.8	Not Detected	14	Not Detected
Bromodichloromethane	0.94	Not Detected	6.3	Not Detected
cis-1,3-Dichloropropene	0.94	Not Detected	4.3	Not Detected
4-Methyl-2-pentanone	0.94	~~0.48 J~~ U	3.8	~~2.0 J~~ U
Toluene	0.94	~~0.80 J~~ U	3.5	~~3.0 J~~ U
trans-1,3-Dichloropropene	0.94	Not Detected	4.3	Not Detected
1,1,2-Trichloroethane	0.94	Not Detected	5.1	Not Detected
Tetrachloroethene	0.94	Not Detected	6.4	Not Detected
2-Hexanone	3.8	Not Detected	15	Not Detected

eurofins

Air Toxics

Client Sample ID: VMP-10-10-071312

Lab ID#: 1207455A-17A

EPA METHOD TO-15 GC/MS FULL SCAN

File Name:	**j072518**	**Date of Collection: 7/13/12 2:57:00 PM**	
Dil. Factor:	1.88	**Date of Analysis: 7/25/12 05:28 PM**	

Compound	Rpt. Limit (ppbv)	Amount (ppbv)	Rpt. Limit (ug/m3)	Amount (ug/m3)
Dibromochloromethane	0.94	Not Detected	8.0	Not Detected
1,2-Dibromoethane (EDB)	0.94	Not Detected	7.2	Not Detected
Chlorobenzene	0.94	0.82 J	4.3	3.8 J
Ethyl Benzene	0.94	0.16 J	4.1	0.67 J
m,p-Xylene	0.94	0.38 J	4.1	1.7 J
o-Xylene	0.94	0.19 J	4.1	0.82 J
Styrene	0.94	Not Detected	4.0	Not Detected
Bromoform	0.94	Not Detected	9.7	Not Detected
Cumene	0.94	0.28 J	4.6	1.4 J
1,1,2,2-Tetrachloroethane	0.94	Not Detected	6.4	Not Detected
Propylbenzene	0.94	Not Detected	4.6	Not Detected
4-Ethyltoluene	0.94	Not Detected	4.6	Not Detected
1,3,5-Trimethylbenzene	0.94	Not Detected	4.6	Not Detected
1,2,4-Trimethylbenzene	0.94	0.20 J	4.6	0.96 J
1,3-Dichlorobenzene	0.94	Not Detected	5.6	Not Detected
1,4-Dichlorobenzene	0.94	0.20 J	5.6	1.2 J
alpha-Chlorotoluene	0.94	Not Detected	4.9	Not Detected
1,2-Dichlorobenzene	0.94	Not Detected	5.6	Not Detected
1,2,4-Trichlorobenzene	3.8	Not Detected	28	Not Detected
Hexachlorobutadiene	3.8	Not Detected	40	Not Detected
Butane	3.8	Not Detected	8.9	Not Detected
Isopentane	3.8	1.0 J	11	3.0 J

J = Estimated value.

Container Type: 1 Liter Summa Canister

Surrogates	%Recovery	Method Limits
Toluene-d8	94	70-130
1,2-Dichloroethane-d4	100	70-130
4-Bromofluorobenzene	103	70-130

eurofins | Air Toxics

Client Sample ID: VMP-10-20-071612

Lab ID#: 1207455A-18A

EPA METHOD TO-15 GC/MS FULL SCAN

File Name:	j072519	**Date of Collection:**	7/16/12 9:27:00 AM
Dil. Factor:	1.79	**Date of Analysis:**	7/25/12 05:53 PM

Compound	Rpt. Limit (ppbv)	Amount (ppbv)	Rpt. Limit (ug/m3)	Amount (ug/m3)
Freon 12	0.90	0.57 J	4.4	2.8 J
Freon 114	0.90	Not Detected	6.2	Not Detected
Chloromethane	9.0	Not Detected	18	Not Detected
Vinyl Chloride	0.90	Not Detected	2.3	Not Detected
1,3-Butadiene	0.90	Not Detected	2.0	Not Detected
Bromomethane	9.0	Not Detected UJ	35	Not Detected UJ
Chloroethane	3.6	Not Detected	9.4	Not Detected
Freon 11	0.90	0.21 J	5.0	1.2 J
Ethanol	3.6	1.3 J	6.7	2.4 J
Freon 113	0.90	Not Detected	6.8	Not Detected
1,1-Dichloroethene	0.90	Not Detected	3.5	Not Detected
Acetone	9.0	8.9 J	21	21 J
2-Propanol	3.6	0.55 J	8.8	1.4 J
Carbon Disulfide	3.6	~~1.1 J~~	11	~~3.4 J~~ U
3-Chloropropene	3.6	Not Detected U	11	Not Detected
Methylene Chloride	9.0	~~0.39 J~~ U	31	~~1.4 J~~ U
Methyl tert-butyl ether	0.90	Not Detected	3.2	Not Detected
trans-1,2-Dichloroethene	0.90	Not Detected	3.5	Not Detected
Hexane	0.90	1.2	3.2	4.3
1,1-Dichloroethane	0.90	Not Detected	3.6	Not Detected
2-Butanone (Methyl Ethyl Ketone)	3.6	1.0 J	10	3.0 J
cis-1,2-Dichloroethene	0.90	Not Detected	3.5	Not Detected
Tetrahydrofuran	0.90	1.4	2.6	4.1
Chloroform	0.90	Not Detected	4.4	Not Detected
1,1,1-Trichloroethane	0.90	Not Detected	4.9	Not Detected
Cyclohexane	0.90	~~0.49 J~~ U	3.1	~~1.7 J~~ U
Carbon Tetrachloride	0.90	Not Detected	5.6	Not Detected
2,2,4-Trimethylpentane	0.90	~~0.50 J~~ U	4.2	~~2.3 J~~ U
Benzene	0.90	2.6	2.8	8.4
1,2-Dichloroethane	0.90	Not Detected	3.6	Not Detected
Heptane	0.90	0.74 J	3.7	3.0 J
Trichloroethene	0.90	Not Detected	4.8	Not Detected
1,2-Dichloropropane	0.90	Not Detected	4.1	Not Detected
1,4-Dioxane	3.6	5.5	13	20
Bromodichloromethane	0.90	Not Detected	6.0	Not Detected
cis-1,3-Dichloropropene	0.90	Not Detected	4.1	Not Detected
4-Methyl-2-pentanone	0.90	Not Detected	3.7	Not Detected
Toluene	0.90	~~0.70 J~~ U	3.4	~~2.6 J~~ U
trans-1,3-Dichloropropene	0.90	Not Detected	4.1	Not Detected
1,1,2-Trichloroethane	0.90	Not Detected	4.9	Not Detected
Tetrachloroethene	0.90	Not Detected	6.1	Not Detected
2-Hexanone	3.6	Not Detected	15	Not Detected

eurofins

Air Toxics

Client Sample ID: VMP-10-20-071612

Lab ID#: 1207455A-18A

EPA METHOD TO-15 GC/MS FULL SCAN

File Name:	**j072519**	**Date of Collection: 7/16/12 9:27:00 AM**	
Dil. Factor:	**1.79**	**Date of Analysis: 7/25/12 05:53 PM**	

Compound	Rpt. Limit (ppbv)	Amount (ppbv)	Rpt. Limit (ug/m3)	Amount (ug/m3)
Dibromochloromethane	0.90	Not Detected	7.6	Not Detected
1,2-Dibromoethane (EDB)	0.90	Not Detected	6.9	Not Detected
Chlorobenzene	0.90	0.72 J U	4.1	3.3 J U
Ethyl Benzene	0.90	0.18 J U	3.9	0.80 J U
m,p-Xylene	0.90	0.38 J U	3.9	1.7 J U
o-Xylene	0.90	Not Detected	3.9	Not Detected
Styrene	0.90	Not Detected	3.8	Not Detected
Bromoform	0.90	Not Detected	9.2	Not Detected
Cumene	0.90	Not Detected	4.4	Not Detected
1,1,2,2-Tetrachloroethane	0.90	Not Detected	6.1	Not Detected
Propylbenzene	0.90	Not Detected	4.4	Not Detected
4-Ethyltoluene	0.90	Not Detected	4.4	Not Detected
1,3,5-Trimethylbenzene	0.90	Not Detected	4.4	Not Detected
1,2,4-Trimethylbenzene	0.90	0.18 J U	4.4	0.91 J U
1,3-Dichlorobenzene	0.90	Not Detected	5.4	Not Detected
1,4-Dichlorobenzene	0.90	0.19 J U	5.4	1.1 J U
alpha-Chlorotoluene	0.90	Not Detected	4.6	Not Detected
1,2-Dichlorobenzene	0.90	Not Detected	5.4	Not Detected
1,2,4-Trichlorobenzene	3.6	Not Detected	26	Not Detected
Hexachlorobutadiene	3.6	Not Detected	38	Not Detected
Butane	3.6	Not Detected	8.5	Not Detected
Isopentane	3.6	1.9 J	10	5.6 J

J = Estimated value.

Container Type: 1 Liter Summa Canister

Surrogates	%Recovery	Method Limits
Toluene-d8	96	70-130
1,2-Dichloroethane-d4	102	70-130
4-Bromofluorobenzene	102	70-130

eurofins | Air Toxics

Client Sample ID: VMP-10-30-071612

Lab ID#: 1207455A-19A

EPA METHOD TO-15 GC/MS FULL SCAN

File Name:	**j072520**	**Date of Collection:**	**7/16/12 10:22:00 AM**
Dil. Factor:	**1.73**	**Date of Analysis:**	**7/25/12 06:17 PM**

Compound	Rpt. Limit (ppbv)	Amount (ppbv)	Rpt. Limit (ug/m3)	Amount (ug/m3)
Freon 12	0.86	0.53 J	4.3	2.6 J
Freon 114	0.86	Not Detected	6.0	Not Detected
Chloromethane	8.6	Not Detected	18	Not Detected
Vinyl Chloride	0.86	Not Detected	2.2	Not Detected
1,3-Butadiene	0.86	Not Detected	1.9	Not Detected
Bromomethane	8.6	Not Detected U5	34	Not Detected U5
Chloroethane	3.5	Not Detected	9.1	Not Detected
Freon 11	0.86	0.23 J	4.9	1.3 J
Ethanol	3.5	Not Detected	6.5	Not Detected
Freon 113	0.86	Not Detected	6.6	Not Detected
1,1-Dichloroethene	0.86	Not Detected	3.4	Not Detected
Acetone	8.6	8.8	20	21
2-Propanol	3.5	0.48 J	8.5	1.2 J
Carbon Disulfide	3.5	~~0.93 J~~ 4	11	~~2.9 J~~ 4
3-Chloropropene	3.5	Not Detected	11	Not Detected
Methylene Chloride	8.6	~~0.51 J~~ 4	30	~~1.8 J~~ 4
Methyl tert-butyl ether	0.86	Not Detected	3.1	Not Detected
trans-1,2-Dichloroethene	0.86	Not Detected	3.4	Not Detected
Hexane	0.86	2.8	3.0	10
1,1-Dichloroethane	0.86	Not Detected	3.5	Not Detected
2-Butanone (Methyl Ethyl Ketone)	3.5	1.4 J	10	4.1 J
cis-1,2-Dichloroethene	0.86	Not Detected	3.4	Not Detected
Tetrahydrofuran	0.86	1.5	2.6	4.6
Chloroform	0.86	~~0.21 J~~ 4	4.2	~~1.0 J~~ 4
1,1,1-Trichloroethane	0.86	Not Detected	4.7	Not Detected
Cyclohexane	0.86	~~0.74 J~~ 4	3.0	~~2.5 J~~ 4
Carbon Tetrachloride	0.86	Not Detected	5.4	Not Detected
2,2,4-Trimethylpentane	0.86	~~0.38 J~~ 4	4.0	~~1.8 J~~ 4
Benzene	0.86	4.0	2.8	13
1,2-Dichloroethane	0.86	Not Detected	3.5	Not Detected
Heptane	0.86	1.1	3.5	4.5
Trichloroethene	0.86	Not Detected	4.6	Not Detected
1,2-Dichloropropane	0.86	Not Detected	4.0	Not Detected
1,4-Dioxane	3.5	Not Detected	12	Not Detected
Bromodichloromethane	0.86	Not Detected	5.8	Not Detected
cis-1,3-Dichloropropene	0.86	Not Detected	3.9	Not Detected
4-Methyl-2-pentanone	0.86	Not Detected	3.5	Not Detected
Toluene	0.86	1.3	3.2	4.9
trans-1,3-Dichloropropene	0.86	Not Detected	3.9	Not Detected
1,1,2-Trichloroethane	0.86	Not Detected	4.7	Not Detected
Tetrachloroethene	0.86	Not Detected	5.9	Not Detected
2-Hexanone	3.5	Not Detected	14	Not Detected

eurofins

Air Toxics

Client Sample ID: VMP-10-30-071612

Lab ID#: 1207455A-19A

EPA METHOD TO-15 GC/MS FULL SCAN

File Name:	**j072520**	**Date of Collection:**	**7/16/12 10:22:00 AM**
Dil. Factor:	**1.73**	**Date of Analysis:**	**7/25/12 06:17 PM**

Compound	Rpt. Limit (ppbv)	Amount (ppbv)	Rpt. Limit (ug/m3)	Amount (ug/m3)
Dibromochloromethane	0.86	Not Detected	7.4	Not Detected
1,2-Dibromoethane (EDB)	0.86	Not Detected	6.6	Not Detected
Chlorobenzene	0.86	0.73 J	4.0	3.4 J
Ethyl Benzene	0.86	0.26 J	3.8	1.1 J
m,p-Xylene	0.86	0.69 J	3.8	2.6 J
o-Xylene	0.86	Not Detected	3.8	Not Detected
Styrene	0.86	Not Detected	3.7	Not Detected
Bromoform	0.86	Not Detected	8.9	Not Detected
Cumene	0.86	Not Detected	4.2	Not Detected
1,1,2,2-Tetrachloroethane	0.86	Not Detected	5.9	Not Detected
Propylbenzene	0.86	Not Detected	4.2	Not Detected
4-Ethyltoluene	0.86	0.23 J	4.2	1.1 J
1,3,5-Trimethylbenzene	0.86	Not Detected	4.2	Not Detected
1,2,4-Trimethylbenzene	0.86	0.38 J	4.2	1.9 J
1,3-Dichlorobenzene	0.86	Not Detected	5.2	Not Detected
1,4-Dichlorobenzene	0.86	0.14 J	5.2	0.87 J
alpha-Chlorotoluene	0.86	Not Detected	4.5	Not Detected
1,2-Dichlorobenzene	0.86	Not Detected	5.2	Not Detected
1,2,4-Trichlorobenzene	3.5	Not Detected	26	Not Detected
Hexachlorobutadiene	3.5	Not Detected	37	Not Detected
Butane	3.5	Not Detected	8.2	Not Detected
Isopentane	3.5	2.3 J	10	6.8 J

J = Estimated value.

Container Type: 1 Liter Summa Canister

Surrogates	%Recovery	Method Limits
Toluene-d8	93	70-130
1,2-Dichloroethane-d4	103	70-130
4-Bromofluorobenzene	100	70-130

eurofins | Air Toxics

Client Sample ID: VMP-11-5-071912

Lab ID#: 1207455A-20A

EPA METHOD TO-15 GC/MS FULL SCAN

File Name:	**j072513**	**Date of Collection:**	**7/16/12 10:01:00 AM**
Dil. Factor:	**2.54**	**Date of Analysis:**	**7/25/12 02:14 PM**

Compound	Rpt. Limit (ppbv)	Amount (ppbv)	Rpt. Limit (ug/m3)	Amount (ug/m3)
Freon 12	1.3	0.45 J	6.3	2.2 J
Freon 114	1.3	Not Detected	8.9	Not Detected
Chloromethane	13	Not Detected	26	Not Detected
Vinyl Chloride	1.3	Not Detected	3.2	Not Detected
1,3-Butadiene	1.3	Not Detected	2.8	Not Detected
Bromomethane	13	Not Detected UJ	49	Not Detected UJ
Chloroethane	5.1	Not Detected	13	Not Detected
Freon 11	1.3	0.27 J	7.1	1.5 J
Ethanol	5.1	3.2 J	9.6	6.0 J
Freon 113	1.3	Not Detected	9.7	Not Detected
1,1-Dichloroethene	1.3	Not Detected	5.0	Not Detected
Acetone	13	15	30	36
2-Propanol	5.1	4.8 J	12	12 J
Carbon Disulfide	5.1	~~1.6 J~~ U	16	~~4.9 J~~ U
3-Chloropropene	5.1	Not Detected	16	Not Detected
Methylene Chloride	13	~~0.24 J~~ U	44	~~0.83 J~~ U
Methyl tert-butyl ether	1.3	Not Detected	4.6	Not Detected
trans-1,2-Dichloroethene	1.3	Not Detected	5.0	Not Detected
Hexane	1.3	~~0.40 J~~ U	4.5	~~1.4 J~~ U
1,1-Dichloroethane	1.3	Not Detected	5.1	Not Detected
2-Butanone (Methyl Ethyl Ketone)	5.1	1.3 J	15	4.0 J
cis-1,2-Dichloroethene	1.3	Not Detected	5.0	Not Detected
Tetrahydrofuran	1.3	1.3	3.7	3.8
Chloroform	1.3	~~0.22 J~~ U	6.2	~~1.0 J~~ U
1,1,1-Trichloroethane	1.3	Not Detected	6.9	Not Detected
Cyclohexane	1.3	0.94 J	4.4	3.2 J
Carbon Tetrachloride	1.3	Not Detected	8.0	Not Detected
2,2,4-Trimethylpentane	1.3	1.3	5.9	6.1
Benzene	1.3	1.9	4.0	6.0
1,2-Dichloroethane	1.3	~~0.18 J~~ U	5.1	~~0.73 J~~ U
Heptane	1.3	~~0.39 J~~ U	5.2	~~1.6 J~~ U
Trichloroethene	1.3	~~0.44 J~~ U	6.8	~~2.4 J~~ U
1,2-Dichloropropane	1.3	Not Detected	5.9	Not Detected
1,4-Dioxane	5.1	Not Detected	18	Not Detected
Bromodichloromethane	1.3	Not Detected	8.5	Not Detected
cis-1,3-Dichloropropene	1.3	Not Detected	5.8	Not Detected
4-Methyl-2-pentanone	1.3	Not Detected	5.2	Not Detected
Toluene	1.3	0.99 J	4.8	3.7 J
trans-1,3-Dichloropropene	1.3	Not Detected	5.8	Not Detected
1,1,2-Trichloroethane	1.3	Not Detected	6.9	Not Detected
Tetrachloroethene	1.3	Not Detected	8.6	Not Detected
2-Hexanone	5.1	Not Detected	21	Not Detected

eurofins | Air Toxics

Client Sample ID: VMP-11-5-071912

Lab ID#: 1207455A-20A

EPA METHOD TO-15 GC/MS FULL SCAN

File Name:	**j072513**	**Date of Collection: 7/16/12 10:01:00 AM**	
Dil. Factor:	**2.54**	**Date of Analysis: 7/25/12 02:14 PM**	

Compound	Rpt. Limit (ppbv)	Amount (ppbv)	Rpt. Limit (ug/m3)	Amount (ug/m3)
Dibromochloromethane	1.3	Not Detected	11	Not Detected
1,2-Dibromoethane (EDB)	1.3	Not Detected	9.8	Not Detected
Chlorobenzene	1.3	~~1.0 J~~ U	5.8	~~4.6 J~~ U
Ethyl Benzene	1.3	Not Detected	5.5	Not Detected
m,p-Xylene	1.3	~~0.24 J~~ U	5.5	~~1.0 J~~ U
o-Xylene	1.3	Not Detected	5.5	Not Detected
Styrene	1.3	Not Detected	5.4	Not Detected
Bromoform	1.3	Not Detected	13	Not Detected
Cumene	1.3	Not Detected	6.2	Not Detected
1,1,2,2-Tetrachloroethane	1.3	~~0.22 J~~ U	8.7	~~1.5 J~~ U
Propylbenzene	1.3	Not Detected	6.2	Not Detected
4-Ethyltoluene	1.3	Not Detected	6.2	Not Detected
1,3,5-Trimethylbenzene	1.3	Not Detected	6.2	Not Detected
1,2,4-Trimethylbenzene	1.3	Not Detected	6.2	Not Detected
1,3-Dichlorobenzene	1.3	~~0.40 J~~ U	7.6	~~2.4 J~~ U
1,4-Dichlorobenzene	1.3	~~0.36 J~~ U	7.6	~~2.1 J~~ U
alpha-Chlorotoluene	1.3	~~0.20 J~~ U	6.6	~~1.0 J~~ U
1,2-Dichlorobenzene	1.3	Not Detected	7.6	Not Detected
1,2,4-Trichlorobenzene	5.1	Not Detected	38	Not Detected
Hexachlorobutadiene	5.1	Not Detected	54	Not Detected
Butane	5.1	Not Detected	12	Not Detected
Isopentane	5.1	2.6 J	15	7.6 J

J = Estimated value.

Container Type: 1 Liter Summa Canister

Surrogates	%Recovery	Method Limits
Toluene-d8	95	70-130
1,2-Dichloroethane-d4	100	70-130
4-Bromofluorobenzene	103	70-130

eurofins | Air Toxics

Client Sample ID: Lab Blank

Lab ID#: 1207455A-21A

EPA METHOD TO-15 GC/MS FULL SCAN

File Name:	**j072407c**	**Date of Collection: NA**	
Dil. Factor:	**1.00**	**Date of Analysis: 7/24/12 10:21 AM**	

Compound	Rpt. Limit (ppbv)	Amount (ppbv)	Rpt. Limit (ug/m3)	Amount (ug/m3)
Freon 12	0.50	Not Detected	2.5	Not Detected
Freon 114	0.50	Not Detected	3.5	Not Detected
Chloromethane	5.0	Not Detected	10	Not Detected
Vinyl Chloride	0.50	Not Detected	1.3	Not Detected
1,3-Butadiene	0.50	Not Detected	1.1	Not Detected
Bromomethane	5.0	Not Detected	19	Not Detected
Chloroethane	2.0	Not Detected	5.3	Not Detected
Freon 11	0.50	Not Detected	2.8	Not Detected
Ethanol	2.0	Not Detected	3.8	Not Detected
Freon 113	0.50	Not Detected	3.8	Not Detected
1,1-Dichloroethene	0.50	Not Detected	2.0	Not Detected
Acetone	5.0	Not Detected	12	Not Detected
2-Propanol	2.0	Not Detected	4.9	Not Detected
Carbon Disulfide	2.0	0.40 J	6.2	1.2 J
3-Chloropropene	2.0	Not Detected	6.3	Not Detected
Methylene Chloride	5.0	0.12 J	17	0.43 J
Methyl tert-butyl ether	0.50	Not Detected	1.8	Not Detected
trans-1,2-Dichloroethene	0.50	Not Detected	2.0	Not Detected
Hexane	0.50	Not Detected	1.8	Not Detected
1,1-Dichloroethane	0.50	Not Detected	2.0	Not Detected
2-Butanone (Methyl Ethyl Ketone)	2.0	Not Detected	5.9	Not Detected
cis-1,2-Dichloroethene	0.50	Not Detected	2.0	Not Detected
Tetrahydrofuran	0.50	Not Detected	1.5	Not Detected
Chloroform	0.50	Not Detected	2.4	Not Detected
1,1,1-Trichloroethane	0.50	0.071 J	2.7	0.39 J
Cyclohexane	0.50	Not Detected	1.7	Not Detected
Carbon Tetrachloride	0.50	Not Detected	3.1	Not Detected
2,2,4-Trimethylpentane	0.50	0.090 J	2.3	0.42 J
Benzene	0.50	Not Detected	1.6	Not Detected
1,2-Dichloroethane	0.50	Not Detected	2.0	Not Detected
Heptane	0.50	Not Detected	2.0	Not Detected
Trichloroethene	0.50	0.20 J	2.7	1.0 J
1,2-Dichloropropane	0.50	0.087 J	2.3	0.40 J
1,4-Dioxane	2.0	Not Detected	7.2	Not Detected
Bromodichloromethane	0.50	Not Detected	3.4	Not Detected
cis-1,3-Dichloropropene	0.50	0.12 J	2.3	0.52 J
4-Methyl-2-pentanone	0.50	Not Detected	2.0	Not Detected
Toluene	0.50	0.13 J	1.9	0.48 J
trans-1,3-Dichloropropene	0.50	0.21 J	2.3	0.96 J
1,1,2-Trichloroethane	0.50	Not Detected	2.7	Not Detected
Tetrachloroethene	0.50	Not Detected	3.4	Not Detected
2-Hexanone	2.0	Not Detected	8.2	Not Detected

eurofins

Air Toxics

Client Sample ID: Lab Blank

Lab ID#: 1207455A-21A

EPA METHOD TO-15 GC/MS FULL SCAN

File Name:	**j072407c**	**Date of Collection: NA**	
Dil. Factor:	**1.00**	**Date of Analysis: 7/24/12 10:21 AM**	

Compound	Rpt. Limit (ppbv)	Amount (ppbv)	Rpt. Limit (ug/m3)	Amount (ug/m3)
Dibromochloromethane	0.50	Not Detected	4.2	Not Detected
1,2-Dibromoethane (EDB)	0.50	Not Detected	3.8	Not Detected
Chlorobenzene	0.50	0.39 J	2.3	1.8 J
Ethyl Benzene	0.50	0.083 J	2.2	0.36 J
m,p-Xylene	0.50	0.10 J	2.2	0.43 J
o-Xylene	0.50	Not Detected	2.2	Not Detected
Styrene	0.50	Not Detected	2.1	Not Detected
Bromoform	0.50	Not Detected	5.2	Not Detected
Cumene	0.50	0.082 J	2.4	0.40 J
1,1,2,2-Tetrachloroethane	0.50	0.094 J	3.4	0.64 J
Propylbenzene	0.50	0.091 J	2.4	0.45 J
4-Ethyltoluene	0.50	Not Detected	2.4	Not Detected
1,3,5-Trimethylbenzene	0.50	0.089 J	2.4	0.44 J
1,2,4-Trimethylbenzene	0.50	0.12 J	2.4	0.60 J
1,3-Dichlorobenzene	0.50	0.16 J	3.0	0.96 J
1,4-Dichlorobenzene	0.50	0.16 J	3.0	0.95 J
alpha-Chlorotoluene	0.50	0.11 J	2.6	0.56 J
1,2-Dichlorobenzene	0.50	0.12 J	3.0	0.75 J
1,2,4-Trichlorobenzene	2.0	Not Detected	15	Not Detected
Hexachlorobutadiene	2.0	Not Detected	21	Not Detected
Butane	2.0	Not Detected	4.8	Not Detected
Isopentane	2.0	Not Detected	5.9	Not Detected

J = Estimated value.

Container Type: NA - Not Applicable

Surrogates	%Recovery	Method Limits
Toluene-d8	96	70-130
1,2-Dichloroethane-d4	97	70-130
4-Bromofluorobenzene	95	70-130

eurofins

Air Toxics

Client Sample ID: Lab Blank

Lab ID#: 1207455A-21B

EPA METHOD TO-15 GC/MS FULL SCAN

File Name:	**j072509a**	**Date of Collection: NA**	
Dil. Factor:	**1.00**	**Date of Analysis: 7/25/12 11:51 AM**	

Compound	Rpt. Limit (ppbv)	Amount (ppbv)	Rpt. Limit (ug/m3)	Amount (ug/m3)
Freon 12	0.50	Not Detected	2.5	Not Detected
Freon 114	0.50	Not Detected	3.5	Not Detected
Chloromethane	5.0	Not Detected	10	Not Detected
Vinyl Chloride	0.50	Not Detected	1.3	Not Detected
1,3-Butadiene	0.50	Not Detected	1.1	Not Detected
Bromomethane	5.0	0.17 J	19	0.67 J
Chloroethane	2.0	Not Detected	5.3	Not Detected
Freon 11	0.50	Not Detected	2.8	Not Detected
Ethanol	2.0	Not Detected	3.8	Not Detected
Freon 113	0.50	0.13 J	3.8	0.98 J
1,1-Dichloroethene	0.50	Not Detected	2.0	Not Detected
Acetone	5.0	Not Detected	12	Not Detected
2-Propanol	2.0	Not Detected	4.9	Not Detected
Carbon Disulfide	2.0	0.54 J	6.2	1.7 J
3-Chloropropene	2.0	Not Detected	6.3	Not Detected
Methylene Chloride	5.0	0.13 J	17	0.45 J
Methyl tert-butyl ether	0.50	0.19 J	1.8	0.68 J
trans-1,2-Dichloroethene	0.50	Not Detected	2.0	Not Detected
Hexane	0.50	0.088 J	1.8	0.31 J
1,1-Dichloroethane	0.50	0.11 J	2.0	0.44 J
2-Butanone (Methyl Ethyl Ketone)	2.0	Not Detected	5.9	Not Detected
cis-1,2-Dichloroethene	0.50	Not Detected	2.0	Not Detected
Tetrahydrofuran	0.50	0.16 J	1.5	0.46 J
Chloroform	0.50	0.12 J	2.4	0.56 J
1,1,1-Trichloroethane	0.50	0.15 J	2.7	0.83 J
Cyclohexane	0.50	0.13 J	1.7	0.46 J
Carbon Tetrachloride	0.50	0.15 J	3.1	0.93 J
2,2,4-Trimethylpentane	0.50	0.16 J	2.3	0.75 J
Benzene	0.50	Not Detected	1.6	Not Detected
1,2-Dichloroethane	0.50	0.22 J	2.0	0.87 J
Heptane	0.50	0.14 J	2.0	0.56 J
Trichloroethene	0.50	0.24 J	2.7	1.3 J
1,2-Dichloropropane	0.50	0.22 J	2.3	1.0 J
1,4-Dioxane	2.0	Not Detected	7.2	Not Detected
Bromodichloromethane	0.50	0.19 J	3.4	1.3 J
cis-1,3-Dichloropropene	0.50	0.17 J	2.3	0.79 J
4-Methyl-2-pentanone	0.50	0.25 J	2.0	1.0 J
Toluene	0.50	0.19 J	1.9	0.73 J
trans-1,3-Dichloropropene	0.50	0.24 J	2.3	1.1 J
1,1,2-Trichloroethane	0.50	0.16 J	2.7	0.86 J
Tetrachloroethene	0.50	0.16 J	3.4	1.1 J
2-Hexanone	2.0	Not Detected	8.2	Not Detected

eurofins

Air Toxics

Client Sample ID: Lab Blank

Lab ID#: 1207455A-21B

EPA METHOD TO-15 GC/MS FULL SCAN

File Name:	**j072509a**	**Date of Collection: NA**	
Dil. Factor:	**1.00**	**Date of Analysis: 7/25/12 11:51 AM**	

Compound	Rpt. Limit (ppbv)	Amount (ppbv)	Rpt. Limit (ug/m3)	Amount (ug/m3)
Dibromochloromethane	0.50	0.20 J	4.2	1.7 J
1,2-Dibromoethane (EDB)	0.50	0.17 J	3.8	1.3 J
Chlorobenzene	0.50	0.42 J	2.3	1.9 J
Ethyl Benzene	0.50	0.16 J	2.2	0.71 J
m,p-Xylene	0.50	0.14 J	2.2	0.62 J
o-Xylene	0.50	0.10 J	2.2	0.44 J
Styrene	0.50	Not Detected	2.1	Not Detected
Bromoform	0.50	0.15 J	5.2	1.5 J
Cumene	0.50	0.10 J	2.4	0.51 J
1,1,2,2-Tetrachloroethane	0.50	0.15 J	3.4	1.1 J
Propylbenzene	0.50	0.12 J	2.4	0.58 J
4-Ethyltoluene	0.50	Not Detected	2.4	Not Detected
1,3,5-Trimethylbenzene	0.50	0.16 J	2.4	0.79 J
1,2,4-Trimethylbenzene	0.50	0.14 J	2.4	0.66 J
1,3-Dichlorobenzene	0.50	0.15 J	3.0	0.92 J
1,4-Dichlorobenzene	0.50	0.18 J	3.0	1.1 J
alpha-Chlorotoluene	0.50	0.14 J	2.6	0.73 J
1,2-Dichlorobenzene	0.50	0.16 J	3.0	0.97 J
1,2,4-Trichlorobenzene	2.0	Not Detected	15	Not Detected
Hexachlorobutadiene	2.0	Not Detected	21	Not Detected
Butane	2.0	Not Detected	4.8	Not Detected
Isopentane	2.0	Not Detected	5.9	Not Detected

J = Estimated value.

Container Type: NA - Not Applicable

Surrogates	%Recovery	Method Limits
Toluene-d8	96	70-130
1,2-Dichloroethane-d4	99	70-130
4-Bromofluorobenzene	99	70-130

eurofins | Air Toxics

Client Sample ID: CCV
Lab ID#: 1207455A-22A
EPA METHOD TO-15 GC/MS FULL SCAN

File Name:	**j072402**	**Date of Collection: NA**
Dil. Factor:	**1.00**	**Date of Analysis: 7/24/12 07:57 AM**

Compound	%Recovery
Freon 12	94
Freon 114	92
Chloromethane	98
Vinyl Chloride	87
1,3-Butadiene	92
Bromomethane	127
Chloroethane	92
Freon 11	93
Ethanol	99
Freon 113	92
1,1-Dichloroethene	92
Acetone	99
2-Propanol	98
Carbon Disulfide	91
3-Chloropropene	90
Methylene Chloride	90
Methyl tert-butyl ether	93
trans-1,2-Dichloroethene	88
Hexane	95
1,1-Dichloroethane	100
2-Butanone (Methyl Ethyl Ketone)	93
cis-1,2-Dichloroethene	95
Tetrahydrofuran	101
Chloroform	96
1,1,1-Trichloroethane	92
Cyclohexane	99
Carbon Tetrachloride	95
2,2,4-Trimethylpentane	96
Benzene	99
1,2-Dichloroethane	98
Heptane	95
Trichloroethene	97
1,2-Dichloropropane	98
1,4-Dioxane	101
Bromodichloromethane	100
cis-1,3-Dichloropropene	103
4-Methyl-2-pentanone	97
Toluene	99
trans-1,3-Dichloropropene	101
1,1,2-Trichloroethane	97
Tetrachloroethene	92
2-Hexanone	94

eurofins | Air Toxics

Client Sample ID: CCV
Lab ID#: 1207455A-22A

EPA METHOD TO-15 GC/MS FULL SCAN

File Name:	j072402	Date of Collection: NA	
Dil. Factor:	1.00	Date of Analysis: 7/24/12 07:57 AM	

Compound	%Recovery
Dibromochloromethane	102
1,2-Dibromoethane (EDB)	98
Chlorobenzene	86
Ethyl Benzene	100
m,p-Xylene	103
o-Xylene	104
Styrene	101
Bromoform	99
Cumene	103
1,1,2,2-Tetrachloroethane	98
Propylbenzene	101
4-Ethyltoluene	103
1,3,5-Trimethylbenzene	100
1,2,4-Trimethylbenzene	100
1,3-Dichlorobenzene	97
1,4-Dichlorobenzene	99
alpha-Chlorotoluene	99
1,2-Dichlorobenzene	98
1,2,4-Trichlorobenzene	96
Hexachlorobutadiene	99
Butane	93
Isopentane	92

Container Type: NA - Not Applicable

Surrogates	%Recovery	Method Limits
Toluene-d8	100	70-130
1,2-Dichloroethane-d4	98	70-130
4-Bromofluorobenzene	99	70-130

eurofins | Air Toxics

Client Sample ID: CCV
Lab ID#: 1207455A-22B
EPA METHOD TO-15 GC/MS FULL SCAN

File Name:	j072507	**Date of Collection: NA**	
Dil. Factor:	1.00	**Date of Analysis: 7/25/12 11:14 AM**	

Compound	%Recovery
Freon 12	105
Freon 114	107
Chloromethane	103
Vinyl Chloride	105
1,3-Butadiene	98
Bromomethane	151 Q
Chloroethane	104
Freon 11	105
Ethanol	95
Freon 113	108
1,1-Dichloroethene	116
Acetone	111
2-Propanol	93
Carbon Disulfide	106
3-Chloropropene	109
Methylene Chloride	87
Methyl tert-butyl ether	106
trans-1,2-Dichloroethene	106
Hexane	102
1,1-Dichloroethane	106
2-Butanone (Methyl Ethyl Ketone)	97
cis-1,2-Dichloroethene	102
Tetrahydrofuran	93
Chloroform	99
1,1,1-Trichloroethane	101
Cyclohexane	105
Carbon Tetrachloride	102
2,2,4-Trimethylpentane	99
Benzene	98
1,2-Dichloroethane	98
Heptane	99
Trichloroethene	96
1,2-Dichloropropane	93
1,4-Dioxane	99
Bromodichloromethane	99
cis-1,3-Dichloropropene	99
4-Methyl-2-pentanone	95
Toluene	93
trans-1,3-Dichloropropene	105
1,1,2-Trichloroethane	97
Tetrachloroethene	93
2-Hexanone	97

eurofins | Air Toxics

Client Sample ID: CCV
Lab ID#: 1207455A-22B
EPA METHOD TO-15 GC/MS FULL SCAN

File Name:	**j072507**	**Date of Collection: NA**	
Dil. Factor:	**1.00**	**Date of Analysis: 7/25/12 11:14 AM**	

Compound	%Recovery
Dibromochloromethane	103
1,2-Dibromoethane (EDB)	99
Chlorobenzene	83
Ethyl Benzene	98
m,p-Xylene	99
o-Xylene	103
Styrene	98
Bromoform	104
Cumene	104
1,1,2,2-Tetrachloroethane	95
Propylbenzene	100
4-Ethyltoluene	100
1,3,5-Trimethylbenzene	98
1,2,4-Trimethylbenzene	99
1,3-Dichlorobenzene	97
1,4-Dichlorobenzene	102
alpha-Chlorotoluene	104
1,2-Dichlorobenzene	101
1,2,4-Trichlorobenzene	104
Hexachlorobutadiene	109
Butane	105
Isopentane	89

Q = Exceeds Quality Control limits.

Container Type: NA - Not Applicable

Surrogates	%Recovery	Method Limits
Toluene-d8	96	70-130
1,2-Dichloroethane-d4	101	70-130
4-Bromofluorobenzene	104	70-130

eurofins | Air Toxics

Client Sample ID: LCS
Lab ID#: 1207455A-23A
EPA METHOD TO-15 GC/MS FULL SCAN

File Name:	j072403	Date of Collection: NA	
Dil. Factor:	1.00	Date of Analysis: 7/24/12 08:28 AM	

Compound	%Recovery
Freon 12	108
Freon 114	107
Chloromethane	112
Vinyl Chloride	102
1,3-Butadiene	104
Bromomethane	143 Q
Chloroethane	103
Freon 11	104
Ethanol	101
Freon 113	102
1,1-Dichloroethene	114
Acetone	106
2-Propanol	108
Carbon Disulfide	121
3-Chloropropene	118
Methylene Chloride	96
Methyl tert-butyl ether	104
trans-1,2-Dichloroethene	111
Hexane	104
1,1-Dichloroethane	105
2-Butanone (Methyl Ethyl Ketone)	97
cis-1,2-Dichloroethene	100
Tetrahydrofuran	103
Chloroform	105
1,1,1-Trichloroethane	104
Cyclohexane	107
Carbon Tetrachloride	106
2,2,4-Trimethylpentane	102
Benzene	102
1,2-Dichloroethane	105
Heptane	99
Trichloroethene	98
1,2-Dichloropropane	101
1,4-Dioxane	105
Bromodichloromethane	103
cis-1,3-Dichloropropene	107
4-Methyl-2-pentanone	100
Toluene	99
trans-1,3-Dichloropropene	104
1,1,2-Trichloroethane	99
Tetrachloroethene	95
2-Hexanone	103

eurofins | Air Toxics

Client Sample ID: LCS
Lab ID#: 1207455A-23A
EPA METHOD TO-15 GC/MS FULL SCAN

File Name:	**j072403**	**Date of Collection: NA**	
Dil. Factor:	**1.00**	**Date of Analysis: 7/24/12 08:28 AM**	

Compound	%Recovery
Dibromochloromethane	104
1,2-Dibromoethane (EDB)	103
Chlorobenzene	87
Ethyl Benzene	103
m,p-Xylene	106
o-Xylene	105
Styrene	106
Bromoform	102
Cumene	107
1,1,2,2-Tetrachloroethane	103
Propylbenzene	105
4-Ethyltoluene	103
1,3,5-Trimethylbenzene	104
1,2,4-Trimethylbenzene	102
1,3-Dichlorobenzene	99
1,4-Dichlorobenzene	102
alpha-Chlorotoluene	101
1,2-Dichlorobenzene	103
1,2,4-Trichlorobenzene	89
Hexachlorobutadiene	93
Butane	104
Isopentane	100

Q = Exceeds Quality Control limits.

Container Type: NA - Not Applicable

Surrogates	%Recovery	Method Limits
Toluene-d8	101	70-130
1,2-Dichloroethane-d4	102	70-130
4-Bromofluorobenzene	101	70-130

eurofins

Air Toxics

Client Sample ID: LCSD

Lab ID#: 1207455A-23AA

EPA METHOD TO-15 GC/MS FULL SCAN

File Name:	j072404	**Date of Collection:**	NA
Dil. Factor:	1.00	**Date of Analysis:**	7/24/12 08:46 AM

Compound	%Recovery
Freon 12	106
Freon 114	105
Chloromethane	105
Vinyl Chloride	102
1,3-Butadiene	105
Bromomethane	145 Q
Chloroethane	100
Freon 11	104
Ethanol	102
Freon 113	106
1,1-Dichloroethene	116
Acetone	104
2-Propanol	106
Carbon Disulfide	124
3-Chloropropene	118
Methylene Chloride	96
Methyl tert-butyl ether	105
trans-1,2-Dichloroethene	113
Hexane	104
1,1-Dichloroethane	109
2-Butanone (Methyl Ethyl Ketone)	104
cis-1,2-Dichloroethene	104
Tetrahydrofuran	104
Chloroform	104
1,1,1-Trichloroethane	103
Cyclohexane	109
Carbon Tetrachloride	108
2,2,4-Trimethylpentane	106
Benzene	103
1,2-Dichloroethane	102
Heptane	102
Trichloroethene	100
1,2-Dichloropropane	101
1,4-Dioxane	105
Bromodichloromethane	102
cis-1,3-Dichloropropene	103
4-Methyl-2-pentanone	100
Toluene	99
trans-1,3-Dichloropropene	104
1,1,2-Trichloroethane	98
Tetrachloroethene	95
2-Hexanone	100

eurofins | Air Toxics

Client Sample ID: LCSD
Lab ID#: 1207455A-23AA
EPA METHOD TO-15 GC/MS FULL SCAN

File Name:	**j072404**	**Date of Collection: NA**	
Dil. Factor:	**1.00**	**Date of Analysis: 7/24/12 08:46 AM**	

Compound	%Recovery
Dibromochloromethane	104
1,2-Dibromoethane (EDB)	102
Chlorobenzene	88
Ethyl Benzene	103
m,p-Xylene	107
o-Xylene	107
Styrene	106
Bromoform	102
Cumene	108
1,1,2,2-Tetrachloroethane	103
Propylbenzene	106
4-Ethyltoluene	103
1,3,5-Trimethylbenzene	106
1,2,4-Trimethylbenzene	104
1,3-Dichlorobenzene	101
1,4-Dichlorobenzene	101
alpha-Chlorotoluene	98
1,2-Dichlorobenzene	102
1,2,4-Trichlorobenzene	101
Hexachlorobutadiene	99
Butane	101
Isopentane	100

Q = Exceeds Quality Control limits.

Container Type: NA - Not Applicable

Surrogates	%Recovery	Method Limits
Toluene-d8	100	70-130
1,2-Dichloroethane-d4	102	70-130
4-Bromofluorobenzene	100	70-130

eurofins | Air Toxics

Client Sample ID: LCS
Lab ID#: 1207455A-23B
EPA METHOD TO-15 GC/MS FULL SCAN

File Name:	j072503	Date of Collection: NA	
Dil. Factor:	1.00	Date of Analysis: 7/25/12 09:27 AM	

Compound	%Recovery
Freon 12	110
Freon 114	110
Chloromethane	101
Vinyl Chloride	107
1,3-Butadiene	101
Bromomethane	155 Q
Chloroethane	113
Freon 11	109
Ethanol	95
Freon 113	114
1,1-Dichloroethene	130
Acetone	108
2-Propanol	100
Carbon Disulfide	135 Q
3-Chloropropene	128
Methylene Chloride	90
Methyl tert-butyl ether	109
trans-1,2-Dichloroethene	120
Hexane	105
1,1-Dichloroethane	109
2-Butanone (Methyl Ethyl Ketone)	101
cis-1,2-Dichloroethene	106
Tetrahydrofuran	90
Chloroform	105
1,1,1-Trichloroethane	106
Cyclohexane	111
Carbon Tetrachloride	109
2,2,4-Trimethylpentane	103
Benzene	102
1,2-Dichloroethane	101
Heptane	100
Trichloroethene	101
1,2-Dichloropropane	99
1,4-Dioxane	100
Bromodichloromethane	101
cis-1,3-Dichloropropene	101
4-Methyl-2-pentanone	99
Toluene	96
trans-1,3-Dichloropropene	106
1,1,2-Trichloroethane	98
Tetrachloroethene	95
2-Hexanone	103

eurofins

Air Toxics

Client Sample ID: LCS

Lab ID#: 1207455A-23B

EPA METHOD TO-15 GC/MS FULL SCAN

File Name:	**j072503**	**Date of Collection: NA**	
Dil. Factor:	**1.00**	**Date of Analysis: 7/25/12 09:27 AM**	

Compound	%Recovery
Dibromochloromethane	106
1,2-Dibromoethane (EDB)	102
Chlorobenzene	86
Ethyl Benzene	99
m,p-Xylene	103
o-Xylene	103
Styrene	104
Bromoform	105
Cumene	107
1,1,2,2-Tetrachloroethane	98
Propylbenzene	104
4-Ethyltoluene	98
1,3,5-Trimethylbenzene	105
1,2,4-Trimethylbenzene	101
1,3-Dichlorobenzene	99
1,4-Dichlorobenzene	102
alpha-Chlorotoluene	100
1,2-Dichlorobenzene	102
1,2,4-Trichlorobenzene	94
Hexachlorobutadiene	102
Butane	103
Isopentane	90

Q = Exceeds Quality Control limits.

Container Type: NA - Not Applicable

Surrogates	%Recovery	Method Limits
Toluene-d8	99	70-130
1,2-Dichloroethane-d4	105	70-130
4-Bromofluorobenzene	103	70-130

eurofins | Air Toxics

Client Sample ID: LCSD
Lab ID#: 1207455A-23BB
EPA METHOD TO-15 GC/MS FULL SCAN

File Name:	j072504	**Date of Collection:**	NA
Dil. Factor:	1.00	**Date of Analysis:**	7/25/12 09:45 AM

Compound	%Recovery
Freon 12	109
Freon 114	110
Chloromethane	95
Vinyl Chloride	101
1,3-Butadiene	100
Bromomethane	154 Q
Chloroethane	109
Freon 11	105
Ethanol	92
Freon 113	110
1,1-Dichloroethene	121
Acetone	104
2-Propanol	97
Carbon Disulfide	134 Q
3-Chloropropene	129
Methylene Chloride	86
Methyl tert-butyl ether	108
trans-1,2-Dichloroethene	120
Hexane	102
1,1-Dichloroethane	106
2-Butanone (Methyl Ethyl Ketone)	100
cis-1,2-Dichloroethene	103
Tetrahydrofuran	89
Chloroform	104
1,1,1-Trichloroethane	104
Cyclohexane	107
Carbon Tetrachloride	107
2,2,4-Trimethylpentane	103
Benzene	104
1,2-Dichloroethane	102
Heptane	101
Trichloroethene	100
1,2-Dichloropropane	100
1,4-Dioxane	102
Bromodichloromethane	100
cis-1,3-Dichloropropene	101
4-Methyl-2-pentanone	98
Toluene	96
trans-1,3-Dichloropropene	109
1,1,2-Trichloroethane	101
Tetrachloroethene	96
2-Hexanone	104

eurofins

Air Toxics

Client Sample ID: LCSD

Lab ID#: 1207455A-23BB

EPA METHOD TO-15 GC/MS FULL SCAN

File Name:	**j072504**	**Date of Collection: NA**	
Dil. Factor:	**1.00**	**Date of Analysis: 7/25/12 09:45 AM**	

Compound	%Recovery
Dibromochloromethane	108
1,2-Dibromoethane (EDB)	105
Chlorobenzene	87
Ethyl Benzene	103
m,p-Xylene	105
o-Xylene	106
Styrene	106
Bromoform	106
Cumene	110
1,1,2,2-Tetrachloroethane	100
Propylbenzene	106
4-Ethyltoluene	103
1,3,5-Trimethylbenzene	106
1,2,4-Trimethylbenzene	104
1,3-Dichlorobenzene	102
1,4-Dichlorobenzene	105
alpha-Chlorotoluene	102
1,2-Dichlorobenzene	104
1,2,4-Trichlorobenzene	108
Hexachlorobutadiene	111
Butane	102
Isopentane	88

Q = Exceeds Quality Control limits.

Container Type: NA - Not Applicable

Surrogates	%Recovery	Method Limits
Toluene-d8	98	70-130
1,2-Dichloroethane-d4	101	70-130
4-Bromofluorobenzene	104	70-130

1207455

Shell Oil Products Chain Of Custody Record

URS

Air Toxics LTD.
Project Name: Roxana Soil Vapor
Project # 21562735.00013
Lab Vendor #

Please Check Appropriate Box:
☑ ENV. SERVICES ☐ MOTIVA RETAIL ☐ SHELL RETAIL
☐ MOTIVA SD&CM ☐ CONSULTANT ☐ LUBES
☐ SHELL PIPELINE ☐ OTHER

Print Bill To Contact Name: Robert Mooshegian
INCIDENT # (ENV SERVICES): 9 7 2 1 6 6 4 0
☐ CHECK IF "NO INCIDENT #" APPLIES
DATE 07/20/12
PAGE 1 of 2
PO #:
SAP #: 3 4 0 0 6 1

SAMPLING COMPANY: URS CORPORATION
LOG CODE:
SITE ADDRESS (Street and City): 900 SOUTH CENTRAL AVE -- ROXANA
State: IL
GLOBAL ID NO:
ADDRESS: 1001 HIGHLANDS PLAZA DRIVE WEST - SUITE 300, ST LOUIS, MO 63110
EDF DELIVERABLE TO (Name, Company, Office Location): Elizabeth Kunkel, URS, St. Louis
PHONE NO: 314-743-4179
E-MAIL:
CONSULTANT PROJECT NAME/#: Roxana Soil Vapor
PROJECT MANAGER (Name, Company, Office Location): M. Currier, C Williams, C Kretzer, M. Mittermeyer, J. Jackson, D Mattingly, M. Mansker, S Jansen, L Rathnow
SHIPMENT Address: Air Toxics, LTD 180 Blue Ravine Road Suite B, Folsom CA 95630-4719
TELEPHONE:
FAX: 314-429-0462
SAMPLER E-MAIL: Robert.Mooshegian@urs.com

TURNAROUND TIME (CALENDAR DAYS)
☑ STANDARD (14 DAY) ☐ 5 DAYS ☐ 3 DAYS ☐ 2 DAYS ☐ 24 HOURS ☐ RESULTS NEEDED ON WEEKEND

☐ LA - RWQCB REPORT FORMAT ☑ UST AGENCY:

DELIVERABLES: ☐ LEVEL 1 ☐ LEVEL 2 ☐ LEVEL 3 ☑ LEVEL 4 ☐ OTHER (SPECIFY)

☑ SHELL CONTRACT RATE APPLIES
☐ STATE REIMBURSEMENT RATE APPLIES
☐ EDD NOT NEEDED
☑ RECEIPT VERIFICATION REQUESTED

REQUESTED ANALYSIS

LAB USE ONLY	Field Sample Identification	SAMPLING DATE	SAMPLING TIME	Canister Number	Canister Pressure/Vacuum Initial	Final	Receipt	Final (psi)	Modified TO-15 + Butane & Isopentane	ASTM D-1946 + Helium	ASTM D-1946					
01A	VMP-1-5-071612	07/16/12	0905-0940	3766	-30	-8.5			X	X						
02A	VMP-1-8.5-071612	07/16/12	1010-1050	3801	-30	-8.5			X	X						
03A	VMP-2-5-071612	07/16/12	1222-1355	3673	-30	-9			X	X						
04A	VMP-2-8.5-071612	07/16/12	1415-1450	3885	-30	-8			X	X						
05A	VMP-2-8.5-071612-Dup	07/16/12	1415-1450	1937	-30	-9			X	X						
06A	VMP-2-5-071612	07/16/12	1510-1545	606	-30	-9.5			X	X						
07A	VMP-5-5-071312	07/13/12	1602-1636	34016	-29.5	-9.5			X	X						
08A	VMP-6-5-071612	07/16/12	1227-1302	36546	-30	-9			X	X						
09A	VMP-6-10-071612	07/16/12	1318-1354	37416	-30	-8			X	X						
10A	VMP-6-31.5-071612	07/16/12	1412-1448	35635	-30	-6			X	X						

Turn Around Time: ☑ Normal ☐ Rush ☐ Specify

Lab Use Only
Pressurized by:
Date:
Pressurization Gas: N_2 He

ADDITIONAL NOTES:
- 14 day hold time
- Report results between MDL and RL
- Level IV ECVP

Relinquished by (Signature)	Received by (Signature)	Date	Time
	FEDEX	7/20/12	1600
Relinquished by (Signature)	Received by (Signature)	Date	Time
	7/23/12 1035		
Relinquished by (Signature)	Received by (Signature)	Date	Time
	Fedex		

Custody Seal Intact?
(Y) N None Temp N/A

12174-5

Shell Oil Products Chain Of Custody Record

URS

Air Toxics LTD.
Project Name: Roxana Soil Vapor
Project # 21562735.00013
Lab Vendor #

Please Check Appropriate Box:
☑ ENV. SERVICES ☐ MOTIVA RETAIL ☐ SHELL RETAIL
☐ MOTIVA SC&CN ☐ CONSULTANT ☐ LUBES
☐ SHELL PIPELINE ☐ OTHER

Print Bill To Contact Name: Robert Mooshegian
PO #
INCIDENT # (ENV SERVICES): 9 7 2 1 8 6 4 0
SAP #: 3 4 0 0 6 1
☐ CHECK IF NO INCIDENT # APPLIES
DATE 07/20/12
PAGE 2 of 2

SAMPLING COMPANY: URS CORPORATION
LOG CODE:
SITE ADDRESS (Street and City): 900 SOUTH CENTRAL AVE – ROXANA
State: IL
GLOBAL ID NO:
ADDRESS: 1001 HIGHLANDS PLAZA DRIVE WEST - SUITE 300, ST. LOUIS, MO 63110
FOR DELIVERABLE TO (Name, Company, Office Location): Elizabeth Kunkel, URS, St. Louis
PHONE NO: 314-743-4179
E-MAIL:
CONSULTANT PROJECT NO./P: Roxana Soil Vapor
LABORATORY NAME: Air Toxics, LTD 180 Blue Ravine Road, Suite B, Folsom, CA 95630-4719
M. Currier, C Williams, C Kretzer, M Mittermeyer J. Jackson, D. Mattingly, M. Mansker, S Jansen L Rathnow.
TELEPHONE:
FAX: 314-429-0462
E-MAIL TO CONTACT E-MAIL: Robert.Mooshegan@urs.com

TURNAROUND TIME (CALENDAR DAYS): ☑ STANDARD (14 DAY) ☐ 5 DAYS ☐ 3 DAYS ☐ 2 DAYS ☐ 24 HOURS ☐ RESULTS NEEDED ON WEEKEND

REQUESTED ANALYSIS

☐ LA - RWQCB REPORT FORMAT ☑ UST AGENCY:
DELIVERABLES: ☐ LEVEL 1 ☐ LEVEL 2 ☐ LEVEL 3 ☑ LEVEL 4 ☐ OTHER (SPECIFY)

☑ SHELL CONTRACT RATE APPLIES
☐ STATE REIMBURSEMENT RATE APPLIES
☐ EDD NOT NEEDED
☑ RECEIPT VERIFICATION REQUESTED

Turn Around Time: ☑ Normal ☐ Rush ☐ Specify

Lab Use Only
Pressurized by:
Date:
Pressurization Gas: N_2 He

LAB USE ONLY	Field Sample Identification	SAMPLING DATE	SAMPLING TIME	Canister Number	Canister Pressure/Vacuum Initial	Final	Receipt	Final (psi)	Modified TO-15 + Butane & Isopentane	ASTM D-1946 + Helium	ASTM D-1946
11A	VMP-6-39-071612	07/16/12	1522-1555	37731	-30	-8			X	X	
12A	VMP-6-39-071612-Dup	07/16/12	1522-1555	6040	-30	-8			X	X	
13A	VMP-9-25.5-071312	07/13/12	1109-1216	12363	-30	-9			X	X	
14A	VMP-9-25.5-071312-Dup	07/13/12	1109-1216	37356	-30	-8.5			X	X	
15A	VMP-9-38.5-071312	07/13/12	1344-1414	37226	-30	-10			X	X	
16A	VMP-10-5-071312	07/13/12	1333-1405	36483	-30	-9			X	X	
17A	VMP-10-10-071312	07/13/12	1424-1457	36543	-30	-9			X	X	
8A	VMP-10-20-071812	07/16/12	0853-0927	14520	-30	-9			X	X	
9A	VMP-10-30-071612	07/16/12	0947-1022	38555	-30	-7			X	X	
10A	VMP-11-5-071912	07/19/12	0931-1001	11432	-29	-10			X	X	

ADDITIONAL NOTES:
- 14 day hold time
- Report results between MDL and RL
- Level IV ECVP

	Relinquished by (Signature)	Received by (Signature)	Date	Time
		FEDEX	7/20/12	1600
		BW Whittaker ATL	7/23/12	1035
		Fedex		

Custody Seal Intact?
(Y) N None Temp N/A

05/2/05 Revision

eurofins | Air Toxics

8/8/2012
Ms. Elizabeth Kunkel
URS Corporation
1001 Highlands Plaza Dr. West
Suite 300
St. Louis MO 63110

Project Name: Roxana Soil Vapor
Project #: 21562735.00013
Workorder #: 1207455B

Dear Ms. Elizabeth Kunkel

The following report includes the data for the above referenced project for sample(s) received on 7/23/2012 at Air Toxics Ltd.

The data and associated QC analyzed by Modified ASTM D-1946 are compliant with the project requirements or laboratory criteria with the exception of the deviations noted in the attached case narrative.

Thank you for choosing Air Toxics Ltd. for your air analysis needs. Air Toxics Ltd. is committed to providing accurate data of the highest quality. Please feel free to contact the Project Manager: Kelly Buettner at 916-985-1000 if you have any questions regarding the data in this report.

Regards,

Kelly Buettner

Project Manager

eurofins | Air Toxics

WORK ORDER #: 1207455B

Work Order Summary

CLIENT:	Ms. Elizabeth Kunkel URS Corporation 1001 Highlands Plaza Dr. West Suite 300 St. Louis, MO 63110	**BILL TO:**	Accounts Payable Austin URS Corporation P.O. BOX 203970 Austin, TX 78720-1088
PHONE:	314-743-4179	**P.O. #**	21562735.00012
FAX:		**PROJECT #**	21562735.00013 Roxana Soil Vapor
DATE RECEIVED:	07/23/2012	**CONTACT:**	Kelly Buettner
DATE COMPLETED:	08/08/2012		

FRACTION #	NAME	TEST	RECEIPT VAC./PRES.	FINAL PRESSURE
01A	VMP-1-5-071612	Modified ASTM D-1946	8.0 "Hg	5 psi
02A	VMP-1-8.5-071612	Modified ASTM D-1946	8.2 "Hg	5 psi
03A	VMP-2-5-071612	Modified ASTM D-1946	8.4 "Hg	5 psi
04A	VMP-2-8.5-071612	Modified ASTM D-1946	7.6 "Hg	5 psi
05A	VMP-2-8.5-071612-Dup	Modified ASTM D-1946	8.2 "Hg	5 psi
06A	VMP-2-22-071612	Modified ASTM D-1946	8.8 "Hg	5 psi
07A	VMP-5-5-071312	Modified ASTM D-1946	10.2 "Hg	5 psi
08A	VMP-6-5-071612	Modified ASTM D-1946	10.0 "Hg	5 psi
09A	VMP-6-10-071612	Modified ASTM D-1946	9.6 "Hg	5 psi
10A	VMP-6-31.5-071612	Modified ASTM D-1946	7.8 "Hg	5 psi
11A	VMP-6-39-071612	Modified ASTM D-1946	9.6 "Hg	5 psi
12A	VMP-6-39-071612-Dup	Modified ASTM D-1946	9.8 "Hg	5 psi
13A	VMP-9-25.5-071312	Modified ASTM D-1946	9.6 "Hg	5 psi
14A	VMP-9-25.5-071312-Dup	Modified ASTM D-1946	9.0 "Hg	5 psi
15A	VMP-9-38.5-071312	Modified ASTM D-1946	11.0 "Hg	5 psi
16A	VMP-10-5-071312	Modified ASTM D-1946	9.2 "Hg	5 psi
17A	VMP-10-10-071312	Modified ASTM D-1946	8.6 "Hg	5 psi
18A	VMP-10-20-071612	Modified ASTM D-1946	7.5 "Hg	5 psi
19A	VMP-10-30-071612	Modified ASTM D-1946	6.8 "Hg	5 psi
20A	VMP-11-5-071912	Modified ASTM D-1946	10.2 "Hg	5 psi
21A	Lab Blank	Modified ASTM D-1946	NA	NA
21B	Lab Blank	Modified ASTM D-1946	NA	NA
22A	LCS	Modified ASTM D-1946	NA	NA

Continued on next page

eurofins | Air Toxics

WORK ORDER #: 1207455B

Work Order Summary

CLIENT:	Ms. Elizabeth Kunkel URS Corporation 1001 Highlands Plaza Dr. West Suite 300 St. Louis, MO 63110	**BILL TO:**	Accounts Payable Austin URS Corporation P.O. BOX 203970 Austin, TX 78720-1088
PHONE:	314-743-4179	**P.O. #**	21562735.00012
FAX:		**PROJECT #**	21562735.00013 Roxana Soil Vapor
DATE RECEIVED:	07/23/2012	**CONTACT:**	Kelly Buettner
DATE COMPLETED:	08/08/2012		

FRACTION #	NAME	TEST	RECEIPT VAC./PRES.	FINAL PRESSURE
22AA	LCSD	Modified ASTM D-1946	NA	NA

CERTIFIED BY: Heidi Jürgens DATE: 08/08/12

Technical Director

Certification numbers: AZ Licensure AZ0775, CA NELAP - 12282CA, NY NELAP - 11291, TX NELAP - T104704434-12-5, UT NELAP CA009332012-3, WA NELAP - C935
Name of Accrediting Agency: NELAP/ORELAP (Oregon Environmental Laboratory Accreditation Program)
Accreditation number: CA300005, Effective date: 10/18/2011, Expiration date: 10/17/2012.
Eurofins Air Toxics Ltd. certifies that the test results contained in this report meet all requirements of the NELAC standards

This report shall not be reproduced, except in full, without the written approval of Eurofins | Air Toxics, Inc

180 BLUE RAVINE ROAD, SUITE B FOLSOM, CA - 95630
(916) 985-1000 . (800) 985-5955 . FAX (916) 985-1020

LABORATORY NARRATIVE
Modified ASTM D-1946
URS Corporation
Workorder# 1207455B

Twenty 1 Liter Summa Canister samples were received on July 23, 2012. The laboratory performed analysis via Modified ASTM Method D-1946 for Methane and fixed gases in air using GC/FID or GC/TCD. The method involves direct injection of 1.0 mL of sample.

On the analytical column employed for this analysis, Oxygen coelutes with Argon. The corresponding peak is quantitated as Oxygen.

Since Nitrogen is used to pressurize samples, the reported Nitrogen values are calculated by adding all the sample components and subtracting from 100%.

Method modifications taken to run these samples are summarized in the table below. Specific project requirements may over-ride the ATL modifications.

Requirement	*ASTM D-1946*	*ATL Modifications*
Calibration	A single point calibration is performed using a reference standard closely matching the composition of the unknown.	A 3-point calibration curve is performed. Quantitation is based on a daily calibration standard which may or may not resemble the composition of the associated samples.
Reference Standard	The composition of any reference standard must be known to within 0.01 mol % for any component.	The standards used by ATL are blended to a >/= 95% accuracy.
Sample Injection Volume	Components whose concentrations are in excess of 5 % should not be analyzed by using sample volumes greater than 0.5 mL.	The sample container is connected directly to a fixed volume sample loop of 1.0 mL on the GC. Linear range is defined by the calibration curve. Bags are loaded by vacuum.
Normalization	Normalize the mole percent values by multiplying each value by 100 and dividing by the sum of the original values. The sum of the original values should not differ from 100% by more than 1.0%.	Results are not normalized. The sum of the reported values can differ from 100% by as much as 15%, either due to analytical variability or an unusual sample matrix.
Precision	Precision requirements established at each concentration level.	Duplicates should agree within 25% RPD for detections > 5 X's the RL.

Receiving Notes

The Chain of Custody (COC) information for sample VMP-2-5-071612 did not match the entry on the sample tag with regard to sample identification. The information on the sample tag was used to process and report the sample.

Analytical Notes

As per project specific client request the laboratory has reported estimated values for target compound hits that are below the Reporting Limit but greater than the Method Detection Limit.

Definition of Data Qualifying Flags

Seven qualifiers may have been used on the data analysis sheets and indicate as follows:
B - Compound present in laboratory blank greater than reporting limit.
J - Estimated value.
E - Exceeds instrument calibration range.
S - Saturated peak.
Q - Exceeds quality control limits.
U - Compound analyzed for but not detected above the detection limit.
M - Reported value may be biased due to apparent matrix interferences.
File extensions may have been used on the data analysis sheets and indicates as follows:
a-File was requantified
b-File was quantified by a second column and detector
r1-File was requantified for the purpose of reissue

eurofins

Air Toxics

Summary of Detected Compounds
NATURAL GAS ANALYSIS BY MODIFIED ASTM D-1946

Client Sample ID: VMP-1-5-071612

Lab ID#: 1207455B-01A

Compound	Rpt. Limit (%)	Amount (%)
Oxygen	0.24	19
Nitrogen	0.24	78
Methane	0.00024	0.0012
Carbon Dioxide	0.024	1.8
Helium	0.12	1.1

Client Sample ID: VMP-1-8.5-071612

Lab ID#: 1207455B-02A

Compound	Rpt. Limit (%)	Amount (%)
Oxygen	0.25	17
Nitrogen	0.25	80
Methane	0.00025	0.00024 J
Carbon Dioxide	0.025	3.3
Helium	0.12	0.063 J

Client Sample ID: VMP-2-5-071612

Lab ID#: 1207455B-03A

Compound	Rpt. Limit (%)	Amount (%)
Oxygen	0.25	19
Nitrogen	0.25	80
Methane	0.00025	0.00010 J
Carbon Dioxide	0.025	1.5
Helium	0.12	0.025 J

Client Sample ID: VMP-2-8.5-071612

Lab ID#: 1207455B-04A

Compound	Rpt. Limit (%)	Amount (%)
Oxygen	0.28	15
Nitrogen	0.28	79

eurofins

Air Toxics

Summary of Detected Compounds
NATURAL GAS ANALYSIS BY MODIFIED ASTM D-1946

Client Sample ID: VMP-2-8.5-071612

Lab ID#: 1207455B-04A

Carbon Dioxide	0.028	6.0
Helium	0.14	0.013 J

Client Sample ID: VMP-2-8.5-071612-Dup

Lab ID#: 1207455B-05A

Compound	Rpt. Limit (%)	Amount (%)
Oxygen	0.25	15
Nitrogen	0.25	79
Carbon Dioxide	0.025	6.1
Helium	0.12	0.016 J

Client Sample ID: VMP-2-22-071612

Lab ID#: 1207455B-06A

Compound	Rpt. Limit (%)	Amount (%)
Oxygen	0.26	13
Nitrogen	0.26	81
Methane	0.00026	0.00018 J
Carbon Dioxide	0.026	5.6
Helium	0.13	0.031 J

Client Sample ID: VMP-5-5-071312

Lab ID#: 1207455B-07A

Compound	Rpt. Limit (%)	Amount (%)
Oxygen	0.27	20
Nitrogen	0.27	78
Methane	0.00027	0.00012 J
Carbon Dioxide	0.027	0.53
Helium	0.14	0.99

Client Sample ID: VMP-6-5-071612

Lab ID#: 1207455B-08A

eurofins

Air Toxics

Summary of Detected Compounds
NATURAL GAS ANALYSIS BY MODIFIED ASTM D-1946

Client Sample ID: VMP-6-5-071612

Lab ID#: 1207455B-08A

Compound	Rpt. Limit (%)	Amount (%)
Oxygen	0.27	20
Nitrogen	0.27	80
Methane	0.00027	0.00010 J
Carbon Dioxide	0.027	0.31
Helium	0.13	0.12 J

Client Sample ID: VMP-6-10-071612

Lab ID#: 1207455B-09A

Compound	Rpt. Limit (%)	Amount (%)
Oxygen	0.35	20
Nitrogen	0.35	78
Carbon Dioxide	0.035	1.8
Helium	0.18	0.079 J

Client Sample ID: VMP-6-31.5-071612

Lab ID#: 1207455B-10A

Compound	Rpt. Limit (%)	Amount (%)
Oxygen	0.24	8.8
Nitrogen	0.24	84
Methane	0.00024	0.0035
Carbon Dioxide	0.024	7.5
Helium	0.12	0.069 J

Client Sample ID: VMP-6-39-071612

Lab ID#: 1207455B-11A

Compound	Rpt. Limit (%)	Amount (%)
Oxygen	0.26	5.6
Nitrogen	0.26	84
Methane	0.00026	0.0073

eurofins

Air Toxics

Summary of Detected Compounds
NATURAL GAS ANALYSIS BY MODIFIED ASTM D-1946

Client Sample ID: VMP-6-39-071612

Lab ID#: 1207455B-11A

Carbon Dioxide	0.026	10
Helium	0.13	0.053 J

Client Sample ID: VMP-6-39-071612-Dup

Lab ID#: 1207455B-12A

Compound	Rpt. Limit (%)	Amount (%)
Oxygen	0.27	5.6
Nitrogen	0.27	84
Methane	0.00027	0.0074
Carbon Dioxide	0.027	10
Helium	0.13	0.079 J

Client Sample ID: VMP-9-25.5-071312

Lab ID#: 1207455B-13A

Compound	Rpt. Limit (%)	Amount (%)
Oxygen	0.26	19
Nitrogen	0.26	78
Carbon Dioxide	0.026	3.0
Helium	0.13	0.088 J

Client Sample ID: VMP-9-25.5-071312-Dup

Lab ID#: 1207455B-14A

Compound	Rpt. Limit (%)	Amount (%)
Oxygen	0.26	19
Nitrogen	0.26	78
Carbon Dioxide	0.026	3.0
Helium	0.13	0.076 J

Client Sample ID: VMP-9-38.5-071312

Lab ID#: 1207455B-15A

eurofins

Air Toxics

Summary of Detected Compounds
NATURAL GAS ANALYSIS BY MODIFIED ASTM D-1946

Client Sample ID: VMP-9-38.5-071312

Lab ID#: 1207455B-15A

Compound	Rpt. Limit (%)	Amount (%)
Oxygen	0.28	16
Nitrogen	0.28	78
Methane	0.00028	0.00012 J
Carbon Dioxide	0.028	5.5
Helium	0.14	0.10 J

Client Sample ID: VMP-10-5-071312

Lab ID#: 1207455B-16A

Compound	Rpt. Limit (%)	Amount (%)
Oxygen	0.26	19
Nitrogen	0.26	79
Methane	0.00026	0.000030 J
Carbon Dioxide	0.026	2.2
Helium	0.13	0.059 J

Client Sample ID: VMP-10-10-071312

Lab ID#: 1207455B-17A

Compound	Rpt. Limit (%)	Amount (%)
Oxygen	0.25	17
Nitrogen	0.25	80
Carbon Dioxide	0.025	3.2
Helium	0.13	0.11 J

Client Sample ID: VMP-10-20-071612

Lab ID#: 1207455B-18A

Compound	Rpt. Limit (%)	Amount (%)
Oxygen	0.24	16
Nitrogen	0.24	79
Carbon Dioxide	0.024	5.0

Summary of Detected Compounds
NATURAL GAS ANALYSIS BY MODIFIED ASTM D-1946

Client Sample ID: VMP-10-20-071612

Lab ID#: 1207455B-18A

Helium	0.12	0.090 J

Client Sample ID: VMP-10-30-071612

Lab ID#: 1207455B-19A

Compound	Rpt. Limit (%)	Amount (%)
Oxygen	0.23	15
Nitrogen	0.23	79
Methane	0.00023	0.00026
Carbon Dioxide	0.023	5.9
Helium	0.12	0.053 J

Client Sample ID: VMP-11-5-071912

Lab ID#: 1207455B-20A

Compound	Rpt. Limit (%)	Amount (%)
Oxygen	0.34	19
Nitrogen	0.34	78
Methane	0.00034	0.000057 J
Carbon Dioxide	0.034	2.4
Helium	0.17	0.075 J

eurofins | Air Toxics

Client Sample ID: VMP-1-5-071612

Lab ID#: 1207455B-01A

NATURAL GAS ANALYSIS BY MODIFIED ASTM D-1946

File Name:	**9072705**	**Date of Collection:**	**7/16/12 9:40:00 AM**
Dil. Factor:	**2.45**	**Date of Analysis:**	**7/27/12 07:37 AM**

Compound	Rpt. Limit (%)	Amount (%)
Oxygen	0.24	19
Nitrogen	0.24	78
Carbon Monoxide	0.024	Not Detected
Methane	0.00024	0.0012
Carbon Dioxide	0.024	1.8
Ethane	0.0024	Not Detected
Ethene	0.0024	Not Detected
Helium	0.12	1.1

Container Type: 1 Liter Summa Canister

eurofins | Air Toxics

Client Sample ID: VMP-1-8.5-071612

Lab ID#: 1207455B-02A

NATURAL GAS ANALYSIS BY MODIFIED ASTM D-1946

File Name:	**9072706**	**Date of Collection:**	**7/16/12 10:50:00 AM**
Dil. Factor:	**2.46**	**Date of Analysis:**	**7/27/12 08:02 AM**

Compound	Rpt. Limit (%)	Amount (%)
Oxygen	0.25	17
Nitrogen	0.25	80
Carbon Monoxide	0.025	Not Detected
Methane	0.00025	0.00024 J
Carbon Dioxide	0.025	3.3
Ethane	0.0025	Not Detected
Ethene	0.0025	Not Detected
Helium	0.12	0.063 J

J = Estimated value.

Container Type: 1 Liter Summa Canister

eurofins

Air Toxics

Client Sample ID: VMP-2-5-071612

Lab ID#: 1207455B-03A

NATURAL GAS ANALYSIS BY MODIFIED ASTM D-1946

File Name:	**9072707**	**Date of Collection:**	**7/16/12 1:55:00 PM**
Dil. Factor:	**2.49**	**Date of Analysis:**	**7/27/12 08:24 AM**

Compound	Rpt. Limit (%)	Amount (%)
Oxygen	0.25	19
Nitrogen	0.25	80
Carbon Monoxide	0.025	Not Detected
Methane	0.00025	0.00010 J
Carbon Dioxide	0.025	1.5
Ethane	0.0025	Not Detected
Ethene	0.0025	Not Detected
Helium	0.12	0.025 J

J = Estimated value.

Container Type: 1 Liter Summa Canister

eurofins

Air Toxics

Client Sample ID: VMP-2-8.5-071612

Lab ID#: 1207455B-04A

NATURAL GAS ANALYSIS BY MODIFIED ASTM D-1946

File Name:	**9072708**	**Date of Collection:**	**7/16/12 2:50:00 PM**
Dil. Factor:	**2.80**	**Date of Analysis:**	**7/27/12 08:49 AM**

Compound	Rpt. Limit (%)	Amount (%)
Oxygen	0.28	15
Nitrogen	0.28	79
Carbon Monoxide	0.028	Not Detected
Methane	0.00028	Not Detected
Carbon Dioxide	0.028	6.0
Ethane	0.0028	Not Detected
Ethene	0.0028	Not Detected
Helium	0.14	0.013 J

J = Estimated value.

Container Type: 1 Liter Summa Canister

eurofins | Air Toxics

Client Sample ID: VMP-2-8.5-071612-Dup

Lab ID#: 1207455B-05A

NATURAL GAS ANALYSIS BY MODIFIED ASTM D-1946

File Name:	**9072709**	**Date of Collection:**	**7/16/12 2:50:00 PM**
Dil. Factor:	**2.46**	**Date of Analysis:**	**7/27/12 09:15 AM**

Compound	Rpt. Limit (%)	Amount (%)
Oxygen	0.25	15
Nitrogen	0.25	79
Carbon Monoxide	0.025	Not Detected
Methane	0.00025	Not Detected
Carbon Dioxide	0.025	6.1
Ethane	0.0025	Not Detected
Ethene	0.0025	Not Detected
Helium	0.12	0.016 J

J = Estimated value.

Container Type: 1 Liter Summa Canister

eurofins | Air Toxics

Client Sample ID: VMP-2-22-071612

Lab ID#: 1207455B-06A

NATURAL GAS ANALYSIS BY MODIFIED ASTM D-1946

File Name:	**9072710**	**Date of Collection: 7/16/12 3:45:00 PM**	
Dil. Factor:	**2.55**	**Date of Analysis: 7/27/12 09:37 AM**	

Compound	Rpt. Limit (%)	Amount (%)
Oxygen	0.26	13
Nitrogen	0.26	81
Carbon Monoxide	0.026	Not Detected
Methane	0.00026	0.00018 J
Carbon Dioxide	0.026	5.6
Ethane	0.0026	Not Detected
Ethene	0.0026	Not Detected
Helium	0.13	0.031 J

J = Estimated value.

Container Type: 1 Liter Summa Canister

eurofins

Air Toxics

Client Sample ID: VMP-5-5-071312

Lab ID#: 1207455B-07A

NATURAL GAS ANALYSIS BY MODIFIED ASTM D-1946

File Name:	9072711	Date of Collection:	7/13/12 3:36:00 PM
Dil. Factor:	2.72	Date of Analysis:	7/27/12 10:06 AM

Compound	Rpt. Limit (%)	Amount (%)
Oxygen	0.27	20
Nitrogen	0.27	78
Carbon Monoxide	0.027	Not Detected
Methane	0.00027	0.00012 J
Carbon Dioxide	0.027	0.53
Ethane	0.0027	Not Detected
Ethene	0.0027	Not Detected
Helium	0.14	0.99

J = Estimated value.

Container Type: 1 Liter Summa Canister

eurofins | Air Toxics

Client Sample ID: VMP-6-5-071612

Lab ID#: 1207455B-08A

NATURAL GAS ANALYSIS BY MODIFIED ASTM D-1946

File Name:	**9072712**	**Date of Collection: 7/16/12 1:02:00 PM**	
Dil. Factor:	**2.69**	**Date of Analysis: 7/27/12 10:30 AM**	

Compound	Rpt. Limit (%)	Amount (%)
Oxygen	0.27	20
Nitrogen	0.27	80
Carbon Monoxide	0.027	Not Detected
Methane	0.00027	0.00010 J
Carbon Dioxide	0.027	0.31
Ethane	0.0027	Not Detected
Ethene	0.0027	Not Detected
Helium	0.13	0.12 J

J = Estimated value.

Container Type: 1 Liter Summa Canister

eurofins | Air Toxics

Client Sample ID: VMP-6-10-071612

Lab ID#: 1207455B-09A

NATURAL GAS ANALYSIS BY MODIFIED ASTM D-1946

File Name:	**9072713**	**Date of Collection:**	**7/16/12 1:54:00 PM**
Dil. Factor:	**3.54**	**Date of Analysis:**	**7/27/12 10:56 AM**

Compound	Rpt. Limit (%)	Amount (%)
Oxygen	0.35	20
Nitrogen	0.35	78
Carbon Monoxide	0.035	Not Detected
Methane	0.00035	Not Detected
Carbon Dioxide	0.035	1.8
Ethane	0.0035	Not Detected
Ethene	0.0035	Not Detected
Helium	0.18	0.079 J

J = Estimated value.

Container Type: 1 Liter Summa Canister

eurofins

Air Toxics

Client Sample ID: VMP-6-31.5-071612

Lab ID#: 1207455B-10A

NATURAL GAS ANALYSIS BY MODIFIED ASTM D-1946

File Name:	**9072714**	**Date of Collection:**	**7/16/12 2:48:00 PM**
Dil. Factor:	**2.42**	**Date of Analysis:**	**7/27/12 11:18 AM**

Compound	Rpt. Limit (%)	Amount (%)
Oxygen	0.24	8.8
Nitrogen	0.24	84
Carbon Monoxide	0.024	Not Detected
Methane	0.00024	0.0035
Carbon Dioxide	0.024	7.5
Ethane	0.0024	Not Detected
Ethene	0.0024	Not Detected
Helium	0.12	0.069 J

J = Estimated value.

Container Type: 1 Liter Summa Canister

eurofins

Air Toxics

Client Sample ID: VMP-6-39-071612

Lab ID#: 1207455B-11A

NATURAL GAS ANALYSIS BY MODIFIED ASTM D-1946

File Name:	**9072715**	**Date of Collection: 7/16/12 3:55:00 PM**	
Dil. Factor:	**2.64**	**Date of Analysis: 7/27/12 11:43 AM**	

Compound	Rpt. Limit (%)	Amount (%)
Oxygen	0.26	5.6
Nitrogen	0.26	84
Carbon Monoxide	0.026	Not Detected
Methane	0.00026	0.0073
Carbon Dioxide	0.026	10
Ethane	0.0026	Not Detected
Ethene	0.0026	Not Detected
Helium	0.13	0.053 J

J = Estimated value.

Container Type: 1 Liter Summa Canister

eurofins

Air Toxics

Client Sample ID: VMP-6-39-071612-Dup

Lab ID#: 1207455B-12A

NATURAL GAS ANALYSIS BY MODIFIED ASTM D-1946

File Name:	**9072716**	**Date of Collection: 7/16/12 3:55:00 PM**	
Dil. Factor:	**2.67**	**Date of Analysis: 7/27/12 12:06 PM**	

Compound	Rpt. Limit (%)	Amount (%)
Oxygen	0.27	5.6
Nitrogen	0.27	84
Carbon Monoxide	0.027	Not Detected
Methane	0.00027	0.0074
Carbon Dioxide	0.027	10
Ethane	0.0027	Not Detected
Ethene	0.0027	Not Detected
Helium	0.13	0.079 J

J = Estimated value.

Container Type: 1 Liter Summa Canister

eurofins | Air Toxics

Client Sample ID: VMP-9-25.5-071312

Lab ID#: 1207455B-13A

NATURAL GAS ANALYSIS BY MODIFIED ASTM D-1946

File Name:	**9072717**	**Date of Collection:**	**7/13/12 12:16:00 PM**
Dil. Factor:	**2.64**	**Date of Analysis:**	**7/27/12 12:32 PM**

Compound	Rpt. Limit (%)	Amount (%)
Oxygen	0.26	19
Nitrogen	0.26	78
Carbon Monoxide	0.026	Not Detected
Methane	0.00026	Not Detected
Carbon Dioxide	0.026	3.0
Ethane	0.0026	Not Detected
Ethene	0.0026	Not Detected
Helium	0.13	0.088 J

J = Estimated value.

Container Type: 1 Liter Summa Canister

eurofins | Air Toxics

Client Sample ID: VMP-9-25.5-071312-Dup

Lab ID#: 1207455B-14A

NATURAL GAS ANALYSIS BY MODIFIED ASTM D-1946

File Name:	9072718	**Date of Collection:**	7/13/12 12:16:00 PM
Dil. Factor:	2.56	**Date of Analysis:**	7/27/12 01:13 PM

Compound	Rpt. Limit (%)	Amount (%)
Oxygen	0.26	19
Nitrogen	0.26	78
Carbon Monoxide	0.026	Not Detected
Methane	0.00026	Not Detected
Carbon Dioxide	0.026	3.0
Ethane	0.0026	Not Detected
Ethene	0.0026	Not Detected
Helium	0.13	0.076 J

J = Estimated value.

Container Type: 1 Liter Summa Canister

eurofins | Air Toxics

Client Sample ID: VMP-9-38.5-071312

Lab ID#: 1207455B-15A

NATURAL GAS ANALYSIS BY MODIFIED ASTM D-1946

File Name:	**9072719**	**Date of Collection:**	**7/13/12 2:14:00 PM**
Dil. Factor:	**2.76**	**Date of Analysis:**	**7/27/12 01:36 PM**

Compound	Rpt. Limit (%)	Amount (%)
Oxygen	0.28	16
Nitrogen	0.28	78
Carbon Monoxide	0.028	Not Detected
Methane	0.00028	0.00012 J
Carbon Dioxide	0.028	5.5
Ethane	0.0028	Not Detected
Ethene	0.0028	Not Detected
Helium	0.14	0.10 J

J = Estimated value.

Container Type: 1 Liter Summa Canister

eurofins

Air Toxics

Client Sample ID: VMP-10-5-071312

Lab ID#: 1207455B-16A

NATURAL GAS ANALYSIS BY MODIFIED ASTM D-1946

File Name:	9072720	**Date of Collection:**	7/13/12 2:05:00 PM
Dil. Factor:	2.59	**Date of Analysis:**	7/27/12 01:59 PM

Compound	Rpt. Limit (%)	Amount (%)
Oxygen	0.26	19
Nitrogen	0.26	79
Carbon Monoxide	0.026	Not Detected
Methane	0.00026	0.000030 J
Carbon Dioxide	0.026	2.2
Ethane	0.0026	Not Detected
Ethene	0.0026	Not Detected
Helium	0.13	0.059 J

J = Estimated value.

Container Type: 1 Liter Summa Canister

eurofins | Air Toxics

Client Sample ID: VMP-10-10-071312

Lab ID#: 1207455B-17A

NATURAL GAS ANALYSIS BY MODIFIED ASTM D-1946

File Name:	**9072721**	**Date of Collection:**	**7/13/12 2:57:00 PM**
Dil. Factor:	**2.52**	**Date of Analysis:**	**7/27/12 02:23 PM**

Compound	Rpt. Limit (%)	Amount (%)
Oxygen	0.25	17
Nitrogen	0.25	80
Carbon Monoxide	0.025	Not Detected
Methane	0.00025	Not Detected
Carbon Dioxide	0.025	3.2
Ethane	0.0025	Not Detected
Ethene	0.0025	Not Detected
Helium	0.13	0.11 J

J = Estimated value.

Container Type: 1 Liter Summa Canister

eurofins | Air Toxics

Client Sample ID: VMP-10-20-071612

Lab ID#: 1207455B-18A

NATURAL GAS ANALYSIS BY MODIFIED ASTM D-1946

File Name:	9072722	**Date of Collection:**	7/16/12 9:27:00 AM
Dil. Factor:	2.40	**Date of Analysis:**	7/27/12 02:52 PM

Compound	Rpt. Limit (%)	Amount (%)
Oxygen	0.24	16
Nitrogen	0.24	79
Carbon Monoxide	0.024	Not Detected
Methane	0.00024	Not Detected
Carbon Dioxide	0.024	5.0
Ethane	0.0024	Not Detected
Ethene	0.0024	Not Detected
Helium	0.12	0.090 J

J = Estimated value.

Container Type: 1 Liter Summa Canister

eurofins | Air Toxics

Client Sample ID: VMP-10-30-071612

Lab ID#: 1207455B-19A

NATURAL GAS ANALYSIS BY MODIFIED ASTM D-1946

File Name:	**9072723**	**Date of Collection:**	**7/16/12 10:22:00 AM**
Dil. Factor:	**2.32**	**Date of Analysis:**	**7/27/12 03:20 PM**

Compound	Rpt. Limit (%)	Amount (%)
Oxygen	0.23	15
Nitrogen	0.23	79
Carbon Monoxide	0.023	Not Detected
Methane	0.00023	0.00026
Carbon Dioxide	0.023	5.9
Ethane	0.0023	Not Detected
Ethene	0.0023	Not Detected
Helium	0.12	0.053 J

J = Estimated value.

Container Type: 1 Liter Summa Canister

eurofins | Air Toxics

Client Sample ID: VMP-11-5-071912

Lab ID#: 1207455B-20A

NATURAL GAS ANALYSIS BY MODIFIED ASTM D-1946

File Name:	**9072724**	**Date of Collection:**	**7/16/12 10:01:00 AM**
Dil. Factor:	**3.40**	**Date of Analysis:**	**7/27/12 04:01 PM**

Compound	Rpt. Limit (%)	Amount (%)
Oxygen	0.34	19
Nitrogen	0.34	78
Carbon Monoxide	0.034	Not Detected
Methane	0.00034	0.000057 J
Carbon Dioxide	0.034	2.4
Ethane	0.0034	Not Detected
Ethene	0.0034	Not Detected
Helium	0.17	0.075 J

J = Estimated value.

Container Type: 1 Liter Summa Canister

eurofins | Air Toxics

Client Sample ID: Lab Blank

Lab ID#: 1207455B-21A

NATURAL GAS ANALYSIS BY MODIFIED ASTM D-1946

File Name:	9072704a	Date of Collection: NA	
Dil. Factor:	1.00	Date of Analysis: 7/26/12 10:56 PM	

Compound	Rpt. Limit (%)	Amount (%)
Oxygen	0.10	0.0060 J
Nitrogen	0.10	0.082 J
Carbon Monoxide	0.010	Not Detected
Methane	0.00010	Not Detected
Carbon Dioxide	0.010	Not Detected
Ethane	0.0010	Not Detected
Ethene	0.0010	Not Detected

J = Estimated value.

Container Type: NA - Not Applicable

eurofins | Air Toxics

Client Sample ID: Lab Blank

Lab ID#: 1207455B-21B

NATURAL GAS ANALYSIS BY MODIFIED ASTM D-1946

File Name:	9072703b	Date of Collection: NA	
Dil. Factor:	1.00	Date of Analysis: 7/26/12 10:33 PM	

Compound	Rpt. Limit (%)	Amount (%)
Helium	0.050	Not Detected

Container Type: NA - Not Applicable

1207455

Shell Oil Products Chain Of Custody Record

URS

Air Toxics LTD.
Project Name: Roxana Soil Vapor
Project # 21562735.00013
Lab Vendor #

Please Check Appropriate Box:
☑ ENV. SERVICES ☐ MOTIVA RETAIL ☐ SHELL RETAIL
☐ MOTIVA SD&CM ☐ CONSULTANT ☐ LUBES
☐ SHELL PIPELINE ☐ OTHER

Print Bill To Contact Name: Robert Mooshegian
PO #
INCIDENT # (ENV SERVICES): 9 7 2 1 6 6 4 0
SAP #: 3 4 0 0 6 1
☐ CHECK IF NO INCIDENT # APPLIES
DATE 07/20/12
PAGE 1 of 2

SAMPLING COMPANY: URS CORPORATION
LOG CODE:
ADDRESS: 1001 HIGHLANDS PLAZA DRIVE WEST - SUITE 300, ST LOUIS, MO 63110
LABORATORY ADDRESS: Air Toxics, LTD 180 Blue Ravine Road Suite B, Folsom CA 95630-4719
TELEPHONE:
FAX: 314-429-0462
BILL TO CONTACT NAME: Robert.Mooshegian@urs.com

SITE ADDRESS Street and City: 900 SOUTH CENTRAL AVE -- ROXANA
State: IL
GLOBAL ID NO:
EDF DELIVERABLE TO (Name, Company, Office Location): Elizabeth Kunkel, URS, St. Louis
PHONE NO: 314-743-4179
E-MAIL: [illegible]
CONSULTANT PROJECT NAME#: Roxana Soil Vapor
M. Curner, C. Williams, C. Kretzer, M. Mittermeyer, J. Jackson, D. Mattingly, M. Mansker, S. Jensen, L. Rathnow

TURNAROUND TIME (CALENDAR DAYS):
☑ STANDARD (14 DAY) ☐ 5 DAYS ☐ 3 DAYS ☐ 2 DAYS ☐ 24 HOURS ☐ RESULTS NEEDED ON WEEKEND
☐ LA - RWQCB REPORT FORMAT ☑ UST AGENCY
DELIVERABLES ☐ LEVEL 1 ☐ LEVEL 2 ☐ LEVEL 3 ☑ LEVEL 4 ☐ OTHER (SPECIFY)
☑ SHELL CONTRACT RATE APPLIES
☐ STATE REIMBURSEMENT RATE APPLIES
☐ EDD NOT NEEDED
☑ RECEIPT VERIFICATION REQUESTED

REQUESTED ANALYSIS

Turn Around Time: ☑ Normal ☐ Rush Specify

Lab Use Only
Pressurized by:
Date:
Pressurization Gas: N_2 He

LAB USE ONLY	Field Sample Identification	SAMPLING DATE	SAMPLING TIME	Canister Number	Conister Pressure/Vacuum Initial	Final	Receipt	Final (psi)	Modified TO-15 + Butane & Isopentane	ASTM D-1946 + Helium	ASTM D-1946
01A	VMP-1-5-071612	07/16/12	0905-0940	3766	-30	-8.5			X	X	
02A	VMP-1-8.5-071612	07/16/12	1015-1050	3801	-30	-8.5			X	X	
03A	VMP-2-5-071612	07/16/12	1022-1355	3673	-30	-9			X	X	
04A	VMP-2-8.5-071612	07/16/12	1415-1450	3885	-30	-8			X	X	
05A	VMP-2-8.5-071612-Dup	07/16/12	1415-1450	1537	-30	-9			X	X	
06A	VMP-2-5-071612	07/16/12	1510-1545	606	-30	-9.5			X	X	
07A	VMP-5-5-071312	07/13/12	1602-1636	34015	-29.5	-9.5			X	X	
08A	VMP-6-5-071612	07/16/12	1227-1302	35545	-30	-9			X	X	
09A	VMP-6-10-071612	07/16/12	1318-1354	37415	-30	-8			X	X	
10A	VMP-6-31.5-071612	07/16/12	1412-1446	35635	-30	-6			X	X	

ADDITIONAL NOTES:
- 14 day hold time
- Report results between MDL and RL
- Level IV ECVP

Relinquished by (Signature)	Received by (Signature)	Date	Time
[signature]	FEDEX	7/20/12	1600
	[signature] 7/23/12 1035		
	Fedex		

Custody Seal Intact?
(Y) N None Temp N/A

Shell Oil Products Chain Of Custody Record

URS

Air Toxics LTD.
Project Name: Roxana Soil Vapor
Project # 21562735.00013

Lab Vendor #

Please Check Appropriate Box:
- [x] ENV. SERVICES
- [ ] MOTIVA RETAIL
- [ ] SHELL RETAIL
- [ ] MOTIVA SD&CN
- [ ] CONSULTANT
- [ ] LUBES
- [ ] SHELL PIPELINE
- [ ] OTHER

Print Bill To Contact Name: Robert Moosnegian

PO #

INCIDENT # (ENV SERVICES): 9 7 2 1 6 6 4 0

SAP #: 3 4 0 0 5 1

- [ ] CHECK IF NO INCIDENT # APPLIES

DATE 07/20/12

PAGE 2 of 2

SAMPLING COMPANY: URS CORPORATION

LOG CODE:

SITE ADDRESS Street and City: 900 SOUTH CENTRAL AVE -- ROXANA

State: IL

GLOBAL ID NO:

ADDRESS: 1001 HIGHLANDS PLAZA DRIVE WEST - SUITE 300; ST. LOUIS MO 63110

BOP DELIVERABLE TO (Name, Company, Office Location): Elizabeth Kunkel, URS, St. Louis

PHONE NO: 314-743-4179

EMAIL:

CONSULTANT PROJECT NAME: Roxana Soil Vapor

LABORATORY ADDRESS: Air Toxics, LTD 180 Blue Ravine Road, Suite B, Folsom, CA 95630-4719

TELEPHONE:

FAX: 314-429-0462

BILL TO CONTACT E-MAIL: Robert.Moosnegian@urs.com

M. Curner, C Williams, C Kretzer, M Mittermeyer, J Jackson, D. Mattingly, M Mansker, S Jansen, L Rathnow.

TURNAROUND TIME (CALENDAR DAYS)
- [x] STANDARD (14 DAY)
- [ ] 5 DAYS
- [ ] 3 DAYS
- [ ] 2 DAYS
- [ ] 24 HOURS
- [ ] RESULTS NEEDED ON WEEKEND

- [ ] LA - RWQCB REPORT FORMAT
- [x] UST AGENCY:

DELIVERABLES
- [ ] LEVEL 1
- [ ] LEVEL 2
- [ ] LEVEL 3
- [x] LEVEL 4
- [ ] OTHER (SPECIFY)

- [x] SHELL CONTRACT RATE APPLIES
- [ ] STATE REIMBURSEMENT RATE APPLIES
- [ ] EDD NOT NEEDED
- [x] RECEIPT VERIFICATION REQUESTED

REQUESTED ANALYSIS

Turn Around Time:
- [x] Normal
- [ ] Rush
- Specify

Lab Use Only
Pressurized by:
Date:
Pressurization Gas: N_2 He

LAB USE ONLY	Field Sample Identification	SAMPLING DATE	SAMPLING TIME	Canister Number	Canister Pressure/Vacuum Initial	Final	Receipt	Final (psi)	Modified TO-15 + Butane & Isopentane	ASTM D-1946 + Helium	ASTM D-1946
11A	VMP-6-39-071612 ✓	07/16/12	1523-1555	37731	-30	-8			X	X	
12A	VMP-6-39-071612-Dup ✓	07/16/12	1522-1555	8040	-30	-8			X	X	
13A	VMP-9-25.5-071312 ✓	07/13/12	1108-1216	12363	-30	-9			X	X	
14A	VMP-9-25.5-071312-Dup ✓	07/13/12	1109-1216	37358	-30	-8.5			X	X	
15A	VMP-9-38.5-071312 ✓	07/13/12	1344-1414	37326	-30	-10			X	X	
16A	VMP-10-5-071312 ✓	07/13/12	1333-1405	36483	-30	-9			X	X	
17A	VMP-10-10-071312 ✓	07/13/12	1424-1457	36543	-30	-9			X	X	
18A	VMP-10-20-071612 ✓	07/16/12	0953-0927	14520	-30	-8			X	X	
19A	VMP-10-30-071612 ✓	07/16/12	0947-1022	35555	-30	-7			X	X	
20A	VMP-11-5-071912 ✓	07/19/12	0931-1001	11432	-29	-10			X	X	

ADDITIONAL NOTES:
- 14 day hold time
- Report results between MDL and RL
- Level IV ECVP

Relinquished by (Signature)	Received by (Signature)	Date	Time
[signature]	FEDEX	7/20/12	1600
	[signature]	7/23/12	1035
	Fedex		

Custody Seal Intact?
Y N None Temp N/A

Roxana Soil Vapor Quarterly – 3rd Quarter 2012 Data Review

Laboratory SDG: 1207456A,B

Data Reviewer: Melissa Mansker

Peer Reviewer: Elizabeth Kunkel

Date Reviewed: 8/16/2012

Guidance: USEPA National Functional Guidelines for Superfund Organic Methods Data Review 2008

Sample Identification	Sample Identification
VMP-13-5-071912	VMP-13-5-071912-Dup
VMP-13-10.5-071912	VMP-13-21.5-071912
VMP-42-10-071912	VMP-42-20-071912
VMP-42-30-071912	VMP-43-10-071912
VMP-43-20-071912	VMP-43-30-071912
VMP-45-10-071912	VMP-45-20-071912

1.0 Data Package Completeness

Were all items delivered as specified in the QAPP and COC as appropriate?

Yes

2.0 Laboratory Case Narrative \ Cooler Receipt Form

Were problems noted in the laboratory case narrative or cooler receipt form?

Yes, the laboratory case narrative indicated samples VMP-42-30-071912, VMP-43-20-071912, and VMP-45-20-071912 were diluted due to high levels of target analytes. Sample VMP-42-30-071912 was diluted and re-analyzed to bring the highest level target analytes within the calibration range of the instrument. Results for the highest level target analytes were reported from the re-analysis diluted runs and the remaining compounds were reported from the original analyses. TO-15 CCV and LCS/LCSD recoveries were above evaluation criteria. The TO-15 surrogate recovery for 1,2-dichloroethane-d_4 was outside evaluation criteria in the original analysis of sample VMP-42-30-071912. Additionally, the linearity criterion of butane exceeded the method upper limit range of the instrument. Although not indicated in the laboratory case narrative, analytes were detected in the method blank. These issues are addressed further in the appropriate sections below.

No issues or discrepancies were noted in the cooler receipt form.

3.0 Holding Times

Were samples extracted/analyzed within applicable limits?

Yes

4.0 Blank Contamination

Were any analytes detected in the Blanks?

Yes

Blank ID	Parameter	Analyte	Concentration/ Amount
1207456A-13A	TO-15	Chloromethane	0.85 ppbv / 1.8 µg/m^3
1207456A-13A	TO-15	Bromomethane	0.17 ppbv / 0.65 µg/m^3
1207456A-13A	TO-15	Methylene chloride	0.16 ppbv / 0.55 µg/m^3
1207456A-13A	TO-15	Trans-1,3-Dichloropropene	0.12 ppbv / 0.56 µg/m^3
1207456A-13A	TO-15	1,2-Dibromoethane (EDB)	0.14 ppbv / 1.1 µg/m^3
1207456A-13A	TO-15	o-Xylene	0.054 ppbv / 0.23 µg/m^3
1207456A-13A	TO-15	Cumene	0.082 ppbv / 0.40 µg/m^3
1207456A-13A	TO-15	Propylbenzene	0.096 ppbv / 0.47 µg/m^3
1207456A-13A	TO-15	1,3,5-Trimethylbenzene	0.072 ppbv / 0.35 µg/m^3
1207456A-13A	TO-15	1,3-Dichlorobenzene	0.16 ppbv / 0.96 µg/m^3
1207456A-13A	TO-15	1,4-Dichlorobenzene	0.23 ppbv / 1.4 µg/m^3
1207456A-13A	TO-15	1,2-Dichlorobenzene	0.15 ppbv / 0.90 µg/m^3
1207456A-13A	TO-15	1,2,4-Trichlorobenzene	0.45 ppbv / 3.4 µg/m^3
1207456A-13B	TO-15	Chloromethane	1.4 ppbv / 2.8 µg/m^3
1207456A-13B	TO-15	Bromomethane	0.14 ppbv / 0.53 µg/m^3
1207456A-13B	TO-15	Methylene chloride	0.12 ppbv / 0.43 µg/m^3
1207456A-13B	TO-15	2,2,4-Trimethylpentane	0.34 ppbv / 1.6 µg/m^3
1207456A-13B	TO-15	1,2-Dibromomethane (EDB)	0.079 ppbv / 0.61 µg/m^3
1207456A-13C	TO-15	Carbon disulfide	0.34 ppbv / 1.0 µg/m^3
1207456A-13C	TO-15	Methylene chloride	0.14 ppbv / 0.49 µg/m^3
1207456A-13C	TO-15	1,1,1-Trichloroethane	0.049 ppbv / 0.27 µg/m^3
1207456A-13C	TO-15	Trichloroethene	0.13 ppbv / 0.69 µg/m^3
1207456A-13C	TO-15	cis-1,3-Dichloropropene	0.062 ppbv / 0.28 µg/m^3
1207456A-13C	TO-15	Toluene	0.088 ppbv / 0.33 µg/m^3
1207456A-13C	TO-15	Chlorobenzene	0.41 ppbv / 1.9 µg/m^3
1207456A-13C	TO-15	m,p-Xylene	0.098 ppbv / 0.42 µg/m^3
1207456A-13C	TO-15	1,1,2,2-Tetrachloroethane	0.11 ppbv / 0.75 µg/m^3
1207456A-13C	TO-15	Propylbenzene	0.079 ppbv / 0.39 µg/m^3
1207456A-13C	TO-15	1,3-Dichlorobenzene	0.14 ppbv / 0.85 µg/m^3
1207456A-13C	TO-15	1,4-Dichlorobenzene	0.16 ppbv / 0.96 µg/m^3
1207456A-13C	TO-15	alpha-Chlorotoluene	0.094 ppbv / 0.49 µg/m^3
1207456A-13C	TO-15	1,2-Dichlorobenzene	0.13 ppbv / 0.80 µg/m^3
1207456B-13A	Natural gases	Oxygen	0.016%
1207456B-13A	Natural gases	Nitrogen	0.082%

Qualifications due to blank contamination are included in the table below. Analytical data that were reported non-detect or at concentrations greater than five times (5X) the associated blank concentration did not require qualification.

Sample ID	Parameter	Analyte	New Reporting Limit (RL)	Qualification
VMP-13-5-071912	TO-15	Chloromethane	-	**U**
VMP-13-5-071912	TO-15	Methylene chloride	-	**U**
VMP-13-5-071912	TO-15	1,2-Dibromoethane (EDB)	-	**U**

Sample ID	Parameter	Analyte	New Reporting Limit (RL)	Qualification
VMP-13-5-071912	TO-15	Cumene	-	U
VMP-13-5-071912	TO-15	Propylbenzene	-	U
VMP-13-5-071912	TO-15	1,4-Dichlorobenzene	-	U
VMP-13-5-071912-Dup	TO-15	Methylene chloride	-	U
VMP-13-5-071912-Dup	TO-15	trans-1,3-Dichloropropene	-	U
VMP-13-5-071912-Dup	TO-15	Cumene	-	U
VMP-13-5-071912-Dup	TO-15	Propylbenzene	-	U
VMP-13-10.5-071912	TO-15	Methylene chloride	-	U
VMP-13-10.5-071912	TO-15	1,2-Dibromoethane (EDB)	-	U
VMP-13-10.5-071912	TO-15	Propylbenzene	-	U
VMP-13-10.5-071912	TO-15	1,3,5-Trimethylbenzene	-	U
VMP-13-21.5-071912	TO-15	1,2-Dibromoethane (EDB)	-	U
VMP-13-21.5-071912	TO-15	Cumene	-	U
VMP-13-21.5-071912	TO-15	Propylbenzene	-	U
VMP-13-21.5-071912	TO-15	1,3,5-Trimethylbenzene	-	U
VMP-42-10-071912	TO-15	Propylbenzene	-	U
VMP-42-10-071912	TO-15	1,3,5-Trimethylbenzene	-	U
VMP-42-20-071912	TO-15	Chloromethane	-	U
VMP-42-20-071912	TO-15	trans-1,3-Dichloropropene	-	U
VMP-42-20-071912	TO-15	Propylbenzene	-	U
VMP-42-20-071912	TO-15	1,3,5-Trimethylbenzene	-	U
VMP-42-20-071912	TO-15	1,4-Dichlorobenzene	-	U
VMP-42-30-071912	TO-15	Propylbenzene	-	U
VMP-43-10-071912	TO-15	Methylene chloride	-	U
VMP-43-30-071912	TO-15	Chloromethane	-	U
VMP-43-30-071912	TO-15	Bromomethane	-	U
VMP-43-30-071912-Lab Duplicate	TO-15	Chlorobenzene	-	U
VMP-43-30-071912-Lab Duplicate	TO-15	1,3-Dichlorobenzene	-	U
VMP-43-30-071912-Lab Duplicate	TO-15	1,4-Dichlorobenzene	-	U
VMP-43-30-071912-Lab Duplicate	TO-15	1,2-Dichlorobenzene	-	U
VMP-45-10-071912	TO-15	Chloromethane	-	U
VMP-45-10-071912	TO-15	Methylene chloride	-	U
VMP-45-10-071912	TO-15	1,1,4-Trimethylpentane	-	U

5.0 Laboratory Control Sample

Were LCS recoveries within evaluation criteria?

No

LCS/LCSD ID	Parameter	Analyte	LCS/LCSD Recovery	LCS/ LCSD RPD	LCS/LCSD/ RPD Criteria
1207456A-15A/AA	TO-15	Chloromethane	**132**/130	2	70-130/25
1207456A-15A/AA	TO-15	1,3-Butadiene	**157/161**	3	70-130/25
1207456A-15A/AA	TO-15	Freon 11	**131**/130	1	70-130/25
1207456A-15A/AA	TO-15	alpha-Chlorotoluene	**69/69**	0	70-130/25
1207456A-15B/BB	TO-15	Vinyl chloride	**132/136**	3	70-130/25
1207456A-15B/BB	TO-15	1,3-Butadiene	**162/174**	7	70-130/25
1207456A-15B/BB	TO-15	Bromomethane	**131/133**	2	70-130/25
1207456A-15B/BB	TO-15	Freon 11	**136/137**	1	70-130/25
1207456A-15C/CC	TO-15	Bromomethane	**151/151**	0	70-130/25
1207456A-15C/CC	TO-15	Carbon disulfide	130/**132**	2	70-130/25

Analytical data that required qualification based on LCS data are included in the table below. Analytical data which were reported as non-detect and associated with LCS recoveries above evaluation criteria, indicating a possible high bias, did not require qualification.

Field ID	Parameter	Analyte	Qualification
VMP-13-5-071912	TO-15	Freon 11	**J**
VMP-13-5-071912	TO-15	alpha-Chlorotoluene	**UJ**
VMP-13-5-071912-Dup	TO-15	Freon 11	**J**
VMP-13-5-071912-Dup	TO-15	alpha-Chlorotoluene	**UJ**
VMP-13-10.5-071912	TO-15	Freon 11	**J**
VMP-13-10.5-071912	TO-15	alpha-Chlorotoluene	**UJ**
VMP-13-21.5-071912	TO-15	alpha-Chlorotoluene	**UJ**
VMP-42-10-071912	TO-15	Freon 11	**J**
VMP-42-10-071912	TO-15	alpha-Chlorotoluene	**UJ**
VMP-42-20-071912	TO-15	Freon 11	**J**
VMP-42-20-071912	TO-15	alpha-Chlorotoluene	**UJ**
VMP-42-30-071912	TO-15	Freon 11	**J**
VMP-42-30-071912	TO-15	alpha-Chlorotoluene	**UJ**
VMP-43-30-071912	TO-15	Freon 11	**J**
VMP-43-30-071912 Lab Duplicate	TO-15	Carbon disulfide	**J**
VMP-45-10-071912	TO-15	Freon 11	**J**

6.0 Surrogate Recoveries

Were surrogate recoveries within evaluation criteria?

No

Sample ID	Parameter	Surrogate	Recovery	Criteria
VMP-42-30-071912 (Original Analysis)	TO-15	1,2-Dichloroethane-d_4	**298**	70-130

Analytical data that required qualification based on surrogate data are included in the table below. Freon 11 in sample VMP-42-30-071912 (Original Analysis) was previously qualified in Section 5.0 in this review due to LCS data. Analytical data which were reported as non-detect and associated with surrogate recoveries above evaluation criteria, indicating a possible high bias, did not require qualification.

Field ID	Parameter	Analyte	Qualification
VMP-42-30-071912 (Original Analysis)	TO-15	Freon 12	**J**
VMP-42-30-071912 (Original Analysis)	TO-15	Ethanol	**J**
VMP-42-30-071912 (Original Analysis)	TO-15	Acetone	**J**
VMP-42-30-071912 (Original Analysis)	TO-15	2-Propanol	**J**
VMP-42-30-071912 (Original Analysis)	TO-15	Carbon disulfide	**J**
VMP-42-30-071912 (Original Analysis)	TO-15	Hexane	**J**
VMP-42-30-071912 (Original Analysis)	TO-15	2-Butanone (Methyl ethyl ketone)	**J**
VMP-42-30-071912 (Original Analysis)	TO-15	Cyclohexane	**J**
VMP-42-30-071912 (Original Analysis)	TO-15	Benzene	**J**
VMP-42-30-071912 (Original Analysis)	TO-15	4-Methyl-2-pentanone	**J**
VMP-42-30-071912 (Original Analysis)	TO-15	Toluene	**J**
VMP-42-30-071912 (Original Analysis)	TO-15	Tetrachloroethene	**J**
VMP-42-30-071912 (Original Analysis)	TO-15	Ethyl benzene	**J**
VMP-42-30-071912 (Original Analysis)	TO-15	m,p-Xylene	**J**
VMP-42-30-071912 (Original Analysis)	TO-15	o-Xylene	**J**
VMP-42-30-071912 (Original Analysis)	TO-15	Styrene	**J**
VMP-42-30-071912 (Original Analysis)	TO-15	Cumene	**J**
VMP-42-30-071912 (Original Analysis)	TO-15	4-Ethyltoluene	**J**
VMP-42-30-071912 (Original Analysis)	TO-15	1,3,5-Trimethylbenzene	**J**
VMP-42-30-071912 (Original Analysis)	TO-15	1,2,4-Trimethylbenzene	**J**

7.0 Matrix Spike and Matrix Spike Duplicate Recoveries

Were MS/MSD samples analyzed as part of this SDG?

MS/MSD samples are not applicable for vapor samples, due to the inability to spike the samples.

8.0 Laboratory Duplicate Results

Were laboratory duplicate samples collected as part of this SDG?

Yes

Sample ID	Sample Duplicate ID
VMP-43-30-071912	VMP-43-30-071912 Lab Duplicate

Were laboratory duplicate sample RPDs within evaluation criteria?

Yes

9.0 Field Duplicate Results

Were field duplicate samples collected as part of this SDG?

Yes

Field ID	Field Duplicate ID
VMP-13-5-071912	VMP-13-5-071912-Dup

Were field duplicate sample RPDs within evaluation criteria?

Yes

10.0 Sample Dilutions

For samples that were diluted and nondetect, were undiluted results also reported?

Not applicable; analytes were detected in samples that were diluted.

11.0 Additional Qualifications

Were additional qualifications applied?

Yes, the linearity criterion of butane exceeded the method upper limit range of the instrument. Qualifications due to butane exceeding calibration range are summarized in the table below.

Sample ID	Parameter	Analyte	Qualification	Comment
VMP-13-5-071912	TO-15	Butane	**J**	Professional Judgment
VMP-13-5-071912-Dup	TO-15	Butane	**UJ**	Professional Judgment
VMP-13-10.5-071912	TO-15	Butane	**J**	Professional Judgment
VMP-13-21.5-071912	TO-15	Butane	**J**	Professional Judgment
VMP-42-10-071912	TO-15	Butane	**J**	Professional Judgment
VMP-42-20-071912	TO-15	Butane	**J**	Professional Judgment
VMP-42-30-071912	TO-15	Butane	**J**	Professional Judgment
VMP-43-10-071912	TO-15	Butane	**J**	Professional Judgment
VMP-43-20-071912	TO-15	Butane	**J**	Professional Judgment
VMP-43-30-071912	TO-15	Butane	**J**	Professional Judgment
VMP-45-10-071912	TO-15	Butane	**UJ**	Professional Judgment
VMP-45-20-071912	TO-15	Butane	**J**	Professional Judgment

Additionally, the CCV percent recoveries for Freon 11 and bromomethane were outside evaluation criteria as summarized in the table below.

CCV ID	Parameter	Analyte	CCV Recovery	CCV Criteria
1207456A-14A	TO-15	Freon 11	**131**	70-130
1207456A-14C	TO-15	Bromomethane	**153**	70-130

Data associated with the CCV recoveries above evaluation criteria was also associated with LCS/LCSD recoveries outside evaluation criteria; no qualification was required.

eurofins | Air Toxics

8/3/2012
Ms. Elizabeth Kunkel
URS Corporation
1001 Highlands Plaza Dr. West
Suite 300
St. Louis MO 63110

Project Name: Roxana Soil Vapor
Project #: 21562735.00013
Workorder #: 1207456A

Dear Ms. Elizabeth Kunkel

The following report includes the data for the above referenced project for sample(s) received on 7/23/2012 at Air Toxics Ltd.

The data and associated QC analyzed by Modified TO-15 are compliant with the project requirements or laboratory criteria with the exception of the deviations noted in the attached case narrative.

Thank you for choosing Air Toxics Ltd. for your air analysis needs. Air Toxics Ltd. is committed to providing accurate data of the highest quality. Please feel free to contact the Project Manager: Kelly Buettner at 916-985-1000 if you have any questions regarding the data in this report.

Regards,

Kelly Buettner

Project Manager

Reviewed on 8/16/12

eurofins | Air Toxics

WORK ORDER #: 1207456A

Work Order Summary

CLIENT:	Ms. Elizabeth Kunkel URS Corporation 1001 Highlands Plaza Dr. West Suite 300 St. Louis, MO 63110	**BILL TO:**	Accounts Payable Austin URS Corporation P.O. BOX 203970 Austin, TX 78720-1088
PHONE:	314-743-4179	**P.O. #**	21562735.00012
FAX:		**PROJECT #**	21562735.00013 Roxana Soil Vapor
DATE RECEIVED:	07/23/2012	**CONTACT:**	Kelly Buettner
DATE COMPLETED:	08/03/2012		

FRACTION #	NAME	TEST	RECEIPT VAC./PRES.	FINAL PRESSURE
01A	VMP-13-5-071912	Modified TO-15	8.5 "Hg	5 psi
02A	VMP-13-5-071912-Dup	Modified TO-15	8.5 "Hg	5 psi
03A	VMP-13-10.5-071912	Modified TO-15	8.5 "Hg	5 psi
04A	VMP-13-21.5-071912	Modified TO-15	8.5 "Hg	5 psi
05A	VMP-42-10-071912	Modified TO-15	9.0 "Hg	5 psi
06A	VMP-42-20-071912	Modified TO-15	8.5 "Hg	5 psi
07A	VMP-42-30-071912	Modified TO-15	7.0 "Hg	5 psi
07B	VMP-42-30-071912	Modified TO-15	7.0 "Hg	5 psi
08A	VMP-43-10-071912	Modified TO-15	8.5 "Hg	5 psi
09A	VMP-43-20-071912	Modified TO-15	8.5 "Hg	5 psi
10A	VMP-43-30-071912	Modified TO-15	9.0 "Hg	5 psi
10AA	VMP-43-30-071912 Lab Duplicate	Modified TO-15	9.0 "Hg	5 psi
11A	VMP-45-10-071912	Modified TO-15	8.5 "Hg	5 psi
12A	VMP-45-20-071912	Modified TO-15	7.4 "Hg	5 psi
13A	Lab Blank	Modified TO-15	NA	NA
13B	Lab Blank	Modified TO-15	NA	NA
13C	Lab Blank	Modified TO-15	NA	NA
14A	CCV	Modified TO-15	NA	NA
14B	CCV	Modified TO-15	NA	NA
14C	CCV	Modified TO-15	NA	NA
15A	LCS	Modified TO-15	NA	NA
15AA	LCSD	Modified TO-15	NA	NA
15B	LCS	Modified TO-15	NA	NA

Continued on next page

eurofins | Air Toxics

WORK ORDER #: 1207456A

Work Order Summary

CLIENT:	Ms. Elizabeth Kunkel URS Corporation 1001 Highlands Plaza Dr. West Suite 300 St. Louis, MO 63110	**BILL TO:**	Accounts Payable Austin URS Corporation P.O. BOX 203970 Austin, TX 78720-1088
PHONE:	314-743-4179	**P.O. #**	21562735.00012
FAX:		**PROJECT #**	21562735.00013 Roxana Soil Vapor
DATE RECEIVED:	07/23/2012	**CONTACT:**	Kelly Buettner
DATE COMPLETED:	08/03/2012		

FRACTION #	NAME	TEST	RECEIPT VAC./PRES.	FINAL PRESSURE
15BB	LCSD	Modified TO-15	NA	NA
15C	LCS	Modified TO-15	NA	NA
15CC	LCSD	Modified TO-15	NA	NA

CERTIFIED BY: Heidi Hayes DATE: 08/03/12

Technical Director

Certification numbers: AZ Licensure AZ0775, CA NELAP - 12282CA, NY NELAP - 11291, TX NELAP - T104704434-12-5, UT NELAP CA009332012-3, WA NELAP - C935
Name of Accrediting Agency: NELAP/ORELAP (Oregon Environmental Laboratory Accreditation Program)
Accreditation number: CA300005, Effective date: 10/18/2011, Expiration date: 10/17/2012.
Eurofins Air Toxics Ltd. certifies that the test results contained in this report meet all requirements of the NELAC standards

This report shall not be reproduced, except in full, without the written approval of Eurofins | Air Toxics, Inc.

180 BLUE RAVINE ROAD, SUITE B FOLSOM, CA - 95630
(916) 985-1000 , (800) 985-5955 , FAX (916) 985-1020

LABORATORY NARRATIVE
EPA Method TO-15
URS Corporation
Workorder# 1207456A

Twelve 1 Liter Summa Canister samples were received on July 23, 2012. The laboratory performed analysis via EPA Method TO-15 using GC/MS in the full scan mode.

This workorder was independently validated prior to submittal using 'USEPA National Functional Guidelines' as generally applied to the analysis of volatile organic compounds in air. A rules-based, logic driven, independent validation engine was employed to assess completeness, evaluate pass/fail of relevant project quality control requirements and verification of all quantified amounts.

Receiving Notes

There were no receiving discrepancies.

Analytical Notes

The linearity criterion for Butane on unit MSD-3 analyzed on July 16, 2012 was 43%RSD, which was slightly higher than the method upper limit of 40%RSD. The lowest point of the curve, 2.0 ppbv, exhibited high recovery during calibration, resulting in the linearity exceedance. The Butane results reported from this initial calibration curve are J-flagged to indicate estimated values.

To evaluate the significance of the linearity non-compliance on Butane accuracy, sample VMP-43-30-071912 was re-analyzed on unit MSD-J in which Butane met the linearity requirement. This sample is reported as VMP-43-30-071912 Lab Duplicate. The %RPD for Butane between the two runs was 0.48%, which was within the method precision limit of 25%RPD.

As per client project requirements, the laboratory has reported estimated values for target compound hits that are below the Reporting Limit but greater than the Method Detection Limit. Concentrations that are below the level at which the canister was certified may be false positives.

Dilution was performed on samples VMP-42-30-071912, VMP-43-20-071912, and VMP-45-20-071912 due to the presence of high level target species.

Due to high-level target compounds, sample VMP-42-30-071912 was analyzed twice. In the "A" fraction, the sample was diluted to bring the highest-level compounds within the calibration range. The "B" fraction is also reported by client request and may be reported with "E" flags indicating the compound exceeds the calibration range. Both runs and associated QC are reported.

The recovery of surrogate 1,2-Dichloroethane-d4 in sample VMP-42-30-071912 "B" fraction was outside laboratory control limits due to high level hydrocarbon matrix interference. The surrogate recovery is flagged.

Bromomethane recoveries in the daily CCV and LCS/LCSD were outside method and laboratory acceptance criteria on MSD-J. Recoveries were high at 153% for the CCV and 151%/151% for the LCS/LCSD. The only associated sample VMP-43-30-071912 Lab Duplicate had no detection for Bromomethane.

All Quality Control Limit exceedances and affected sample results are noted by flags. Each flag is defined at the bottom of this Case Narrative and on each Sample Result Summary page. Target compound non-detects in the samples that are associated with high bias in QC analyses have not been flagged.

Definition of Data Qualifying Flags

Eight qualifiers may have been used on the data analysis sheets and indicates as follows:

B - Compound present in laboratory blank greater than reporting limit (background subtraction not performed).

J - Estimated value.

E - Exceeds instrument calibration range.

S - Saturated peak.

Q - Exceeds quality control limits.

U - Compound analyzed for but not detected above the reporting limit.

UJ- Non-detected compound associated with low bias in the CCV and/or LCS.

N - The identification is based on presumptive evidence.

File extensions may have been used on the data analysis sheets and indicates as follows:

a-File was requantified

b-File was quantified by a second column and detector

r1-File was requantified for the purpose of reissue

eurofins | Air Toxics

Summary of Detected Compounds
EPA METHOD TO-15 GC/MS FULL SCAN

Client Sample ID: VMP-13-5-071912

Lab ID#: 1207456A-01A

Compound	Rpt. Limit (ppbv)	Amount (ppbv)	Rpt. Limit (ug/m3)	Amount (ug/m3)
Freon 12	0.94	0.56 J	4.6	2.8 J
Chloromethane	9.4	~~1.7 J~~ U	19	~~3.6 J~~ U
Freon 11	0.94	0.46 J J	5.2	2.6 J J
Ethanol	3.7	30	7.0	56
Acetone	9.4	43	22	100
2-Propanol	3.7	370	9.2	910
Methylene Chloride	9.4	~~0.79 J~~ U	32	~~2.7 J~~ U
Hexane	0.94	1.7	3.3	6.1
2-Butanone (Methyl Ethyl Ketone)	3.7	5.9	11	17
Tetrahydrofuran	0.94	8.8	2.8	26
Chloroform	0.94	1.1	4.6	5.6
Cyclohexane	0.94	0.80 J	3.2	2.8 J
2,2,4-Trimethylpentane	0.94	0.88 J	4.4	4.1 J
Benzene	0.94	1.2	3.0	3.9
1,2-Dichloroethane	0.94	0.27 J	3.8	1.1 J
Heptane	0.94	1.3	3.8	5.3
4-Methyl-2-pentanone	0.94	0.90 J	3.8	3.7 J
Toluene	0.94	6.2	3.5	23
Tetrachloroethene	0.94	0.36 J	6.3	2.4 J
1,2-Dibromoethane (EDB)	0.94	~~0.18 J~~ U	7.2	~~1.4 J~~ U
Chlorobenzene	0.94	0.23 J	4.3	1.1 J
Ethyl Benzene	0.94	1.0	4.0	4.4
m,p-Xylene	0.94	2.1	4.1	9.0
o-Xylene	0.94	1.1	4.1	4.6
Styrene	0.94	0.30 J	4.0	1.2 J
Cumene	0.94	~~0.16 J~~ U	4.6	~~0.81 J~~ U
Propylbenzene	0.94	~~0.23 J~~ U	4.6	~~1.1 J~~ U
4-Ethyltoluene	0.94	0.91 J	4.6	4.5 J
1,3,5-Trimethylbenzene	0.94	0.41 J	4.6	2.0 J
1,2,4-Trimethylbenzene	0.94	1.4	4.6	7.1
1,4-Dichlorobenzene	0.94	~~0.17 J~~ U	5.6	~~1.0 J~~ U
Butane	3.7	1.2 J J	8.9	2.9 J J
Isopentane	3.7	1.8 J	11	5.4 J

eurofins | Air Toxics

Summary of Detected Compounds
EPA METHOD TO-15 GC/MS FULL SCAN

Client Sample ID: VMP-13-5-071912-Dup

Lab ID#: 1207456A-02A

Compound	Rpt. Limit (ppbv)	Amount (ppbv)	Rpt. Limit (ug/m3)	Amount (ug/m3)
Freon 12	0.94	0.65 J	4.6	3.2 J
Freon 11	0.94	0.42 J J	5.2	2.4 J J
Ethanol	3.7	28	7.0	52
Acetone	9.4	41	22	97
2-Propanol	3.7	360	9.2	880
Methylene Chloride	9.4	~~0.77 J~~ U	32	~~2.7 J~~ U
Hexane	0.94	1.5	3.3	5.4
2-Butanone (Methyl Ethyl Ketone)	3.7	5.5	11	16
Tetrahydrofuran	0.94	9.6	2.8	28
Chloroform	0.94	1.2	4.6	6.0
Cyclohexane	0.94	0.72 J	3.2	2.5 J
2,2,4-Trimethylpentane	0.94	0.85 J	4.4	4.0 J
Benzene	0.94	1.2	3.0	4.0
1,2-Dichloroethane	0.94	0.20 J	3.8	0.80 J
Heptane	0.94	1.4	3.8	5.8
4-Methyl-2-pentanone	0.94	0.67 J	3.8	2.8 J
Toluene	0.94	6.1	3.5	23
trans-1,3-Dichloropropene	0.94	~~0.36 J~~ U	4.2	~~1.6 J~~ U
Tetrachloroethene	0.94	0.23 J	6.3	1.6 J
Chlorobenzene	0.94	0.24 J	4.3	1.1 J
Ethyl Benzene	0.94	0.82 J	4.0	3.6 J
m,p-Xylene	0.94	2.3	4.1	9.8
o-Xylene	0.94	1.1	4.1	4.7
Styrene	0.94	0.32 J	4.0	1.4 J
Cumene	0.94	~~0.12 J~~ U	4.6	~~0.57 J~~ U
Propylbenzene	0.94	~~0.22 J~~ U	4.6	~~1.1 J~~ U
4-Ethyltoluene	0.94	0.81 J	4.6	4.0 J
1,3,5-Trimethylbenzene	0.94	0.45 J	4.6	2.2 J
1,2,4-Trimethylbenzene	0.94	1.7	4.6	8.3
Isopentane	3.7	1.8 J	11	5.3 J

Client Sample ID: VMP-13-10.5-071912

Lab ID#: 1207456A-03A

eurofins | Air Toxics

Summary of Detected Compounds
EPA METHOD TO-15 GC/MS FULL SCAN

Client Sample ID: VMP-13-10.5-071912

Lab ID#: 1207456A-03A

Compound	Rpt. Limit (ppbv)	Amount (ppbv)	Rpt. Limit (ug/m3)	Amount (ug/m3)
Freon 12	0.94	0.64 J	4.6	3.1 J
Freon 11	0.94	0.44 J J	5.2	2.5 J J
Ethanol	3.7	20	7.0	38
Acetone	9.4	65	22	150
2-Propanol	3.7	92	9.2	230
Carbon Disulfide	3.7	1.8 J	12	5.5 J
Methylene Chloride	9.4	~~0.73 J~~ U	32	~~2.5 J~~ U
Hexane	0.94	1.9	3.3	6.6
2-Butanone (Methyl Ethyl Ketone)	3.7	7.2	11	21
Tetrahydrofuran	0.94	14	2.8	42
Chloroform	0.94	0.65 J	4.6	3.2 J
Cyclohexane	0.94	1.4	3.2	4.8
2,2,4-Trimethylpentane	0.94	2.2	4.4	10
Benzene	0.94	2.4	3.0	7.8
Heptane	0.94	1.5	3.8	6.2
4-Methyl-2-pentanone	0.94	0.18 J	3.8	0.75 J
Toluene	0.94	2.2	3.5	8.2
Tetrachloroethene	0.94	0.34 J	6.3	2.3 J
1,2-Dibromoethane (EDB)	0.94	~~0.15 J~~ U	7.2	~~1.1 J~~ U
Chlorobenzene	0.94	0.20 J	4.3	0.92 J
Ethyl Benzene	0.94	0.47 J	4.0	2.0 J
m,p-Xylene	0.94	1.1	4.1	4.7
o-Xylene	0.94	0.44 J	4.1	1.9 J
Styrene	0.94	0.18 J	4.0	0.79 J
Propylbenzene	0.94	~~0.10 J~~ U	4.6	~~0.52 J~~ U
4-Ethyltoluene	0.94	0.42 J	4.6	2.1 J
1,3,5-Trimethylbenzene	0.94	~~0.11 J~~ U	4.6	~~0.56 J~~ U
1,2,4-Trimethylbenzene	0.94	0.37 J	4.6	1.8 J
1,3-Dichlorobenzene	0.94	1.4	5.6	8.2
Butane	3.7	2.6 J J	8.9	6.1 J J
Isopentane	3.7	4.2	11	12

eurofins | Air Toxics

Summary of Detected Compounds
EPA METHOD TO-15 GC/MS FULL SCAN

Client Sample ID: VMP-13-21.5-071912

Lab ID#: 1207456A-04A

Compound	Rpt. Limit (ppbv)	Amount (ppbv)	Rpt. Limit (ug/m3)	Amount (ug/m3)
Freon 12	0.94	0.51 J	4.6	2.5 J
Ethanol	3.7	38	7.0	71
Acetone	9.4	74	22	180
2-Propanol	3.7	86	9.2	210
Carbon Disulfide	3.7	1.5 J	12	4.7 J
Methylene Chloride	9.4	1.3 J	32	4.4 J
Methyl tert-butyl ether	0.94	1.2	3.4	4.4
Hexane	0.94	2.9	3.3	10
2-Butanone (Methyl Ethyl Ketone)	3.7	13	11	38
Tetrahydrofuran	0.94	13	2.8	39
Cyclohexane	0.94	1.5	3.2	5.3
2,2,4-Trimethylpentane	0.94	310	4.4	1400
Benzene	0.94	2.8	3.0	9.0
Heptane	0.94	2.2	3.8	8.9
1,2-Dichloropropane	0.94	0.14 J	4.3	0.65 J
4-Methyl-2-pentanone	0.94	2.6	3.8	11
Toluene	0.94	4.8	3.5	18
Tetrachloroethene	0.94	0.48 J	6.3	3.2 J
1,2-Dibromoethane (EDB)	0.94	~~0.13 J~~ U	7.2	~~0.99 J~~ U
Chlorobenzene	0.94	0.29 J	4.3	1.3 J
Ethyl Benzene	0.94	0.56 J	4.0	2.4 J
m,p-Xylene	0.94	1.2	4.1	5.4
o-Xylene	0.94	0.51 J	4.1	2.2 J
Styrene	0.94	0.30 J	4.0	1.3 J
Cumene	0.94	~~0.13 J~~ U	4.6	~~0.65 J~~ U
Propylbenzene	0.94	~~0.13 J~~ U	4.6	~~0.65 J~~ U
4-Ethyltoluene	0.94	0.30 J	4.6	1.5 J
1,3,5-Trimethylbenzene	0.94	~~0.12 J~~ U	4.6	~~0.60 J~~ U
1,2,4-Trimethylbenzene	0.94	0.29 J	4.6	1.4 J
1,3-Dichlorobenzene	0.94	1.1	5.6	6.7
Butane	3.7	54 J J	8.9	130 J J
Isopentane	3.7	130	11	370

eurofins | Air Toxics

Summary of Detected Compounds
EPA METHOD TO-15 GC/MS FULL SCAN

Client Sample ID: VMP-42-10-071912

Lab ID#: 1207456A-05A

Compound	Rpt. Limit (ppbv)	Amount (ppbv)	Rpt. Limit (ug/m3)	Amount (ug/m3)
Freon 12	0.96	0.56 J	4.7	2.8 J
Freon 11	0.96	0.32 J	5.4	1.8 J
Ethanol	3.8	32	7.2	61
Acetone	9.6	22	23	53
2-Propanol	3.8	31	9.4	77
Carbon Disulfide	3.8	2.0 J	12	6.3 J
Methylene Chloride	9.6	0.88 J	33	3.0 J
Hexane	0.96	1.8	3.4	6.5
2-Butanone (Methyl Ethyl Ketone)	3.8	10	11	30
Tetrahydrofuran	0.96	2.1	2.8	6.3
Chloroform	0.96	0.46 J	4.7	2.2 J
Cyclohexane	0.96	0.81 J	3.3	2.8 J
2,2,4-Trimethylpentane	0.96	1.8	4.5	8.2
Benzene	0.96	12	3.0	38
Heptane	0.96	1.8	3.9	7.6
4-Methyl-2-pentanone	0.96	33	3.9	140
Toluene	0.96	15	3.6	57
Tetrachloroethene	0.96	0.48 J	6.5	3.2 J
2-Hexanone	3.8	0.66 J	16	2.7 J
Ethyl Benzene	0.96	0.98	4.1	4.3
m,p-Xylene	0.96	3.3	4.1	14
o-Xylene	0.96	1.0	4.1	4.5
Styrene	0.96	0.46 J	4.1	2.0 J
Cumene	0.96	5.4	4.7	26
Propylbenzene	0.96	~~0.17 J~~	4.7	~~0.82 J~~
4-Ethyltoluene	0.96	0.55 J	4.7	2.7 J
1,3,5-Trimethylbenzene	0.96	~~0.14 J~~	4.7	~~0.72 J~~
1,2,4-Trimethylbenzene	0.96	0.49 J	4.7	2.4 J
Butane	3.8	2.2 J	9.1	5.2 J
Isopentane	3.8	5.5	11	16

Client Sample ID: VMP-42-20-071912

Lab ID#: 1207456A-06A

eurofins | Air Toxics

Summary of Detected Compounds
EPA METHOD TO-15 GC/MS FULL SCAN

Client Sample ID: VMP-42-20-071912

Lab ID#: 1207456A-06A

Compound	Rpt. Limit (ppbv)	Amount (ppbv)	Rpt. Limit (ug/m3)	Amount (ug/m3)
Freon 12	0.94	0.50 J	4.6	2.5 J
Chloromethane	9.4	~~2.2 J~~ 4	19	~~4.6 J~~ 4
Freon 11	0.94	1.0 J J	5.2	5.7 J J
Ethanol	3.7	28	7.0	53
Acetone	9.4	12	22	28
2-Propanol	3.7	23	9.2	57
Carbon Disulfide	3.7	2.2 J	12	6.8 J
Methylene Chloride	9.4	0.83 J	32	2.9 J
Hexane	0.94	8.4	3.3	30
2-Butanone (Methyl Ethyl Ketone)	3.7	5.6	11	16
Chloroform	0.94	22	4.6	100
Cyclohexane	0.94	3.8	3.2	13
2,2,4-Trimethylpentane	0.94	9.3	4.4	43
Benzene	0.94	12	3.0	38
Heptane	0.94	9.5	3.8	39
4-Methyl-2-pentanone	0.94	27	3.8	110
Toluene	0.94	16	3.5	60
trans-1,3-Dichloropropene	0.94	~~0.20 J~~ 4	4.2	~~0.91 J~~ 4
Tetrachloroethene	0.94	0.42 J	6.3	2.8 J
Ethyl Benzene	0.94	2.0	4.0	8.7
m,p-Xylene	0.94	4.4	4.1	19
o-Xylene	0.94	1.4	4.1	6.2
Styrene	0.94	0.45 J	4.0	1.9 J
Cumene	0.94	4.4	4.6	22
Propylbenzene	0.94	~~0.36 J~~ 4	4.6	~~1.7 J~~ 4
4-Ethyltoluene	0.94	0.85 J	4.6	4.2 J
1,3,5-Trimethylbenzene	0.94	~~0.24 J~~ 4	4.6	~~1.2 J~~ 4
1,2,4-Trimethylbenzene	0.94	0.75 J	4.6	3.7 J
1,4-Dichlorobenzene	0.94	~~0.18 J~~ 4	5.6	~~1.1 J~~ 4
Butane	3.7	3.1 J J	8.9	7.3 J J
Isopentane	3.7	7.6	11	22

eurofins | Air Toxics

Summary of Detected Compounds
EPA METHOD TO-15 GC/MS FULL SCAN

Client Sample ID: VMP-42-30-071912 * Use these results only. All other data was reported from the 1.75x dilution analysis.

Lab ID#: 1207456A-07A

DF = 1.88

Compound	Rpt. Limit (ppbv)	Amount (ppbv)	Rpt. Limit (ug/m3)	Amount (ug/m3)
Ethanol	380	370 J	710	690 J
Acetone	940	330 J	2200	780 J
2-Propanol	380	55 J	920	140 J
Carbon Disulfide	380	130 J	1200	420 J
Methylene Chloride	940	200 J	3300	690 J
Hexane	94	29 J	330	100 J
Cyclohexane	94	66 J	320	230 J
* 2,2,4-Trimethylpentane	94	8000	440	38000
Benzene	94	33 J	300	110 J
Heptane	94	35 J	380	140 J
4-Methyl-2-pentanone	94	31 J	380	130 J
Toluene	94	88 J	350	330 J
m,p-Xylene	94	22 J	410	94 J
* Butane	380	15000 J J	890	35000 J J
Isopentane	380	19000	1100	55000

Client Sample ID: VMP-42-30-071912 * Do not use this data. Use all other data

Lab ID#: 1207456A-07B

DF = 1.75

Compound	Rpt. Limit (ppbv)	Amount (ppbv)	Rpt. Limit (ug/m3)	Amount (ug/m3)
Freon 12	0.88	0.59 J J	4.3	2.9 J J
Freon 11	0.88	1.8 J	4.9	10 J
Ethanol	3.5	39	6.6	74
Acetone	8.8	20	21	47
2-Propanol	3.5	29	8.6	72
Carbon Disulfide	3.5	9.7	11	30
Hexane	0.88	22	3.1	77
2-Butanone (Methyl Ethyl Ketone)	3.5	10	10	31
Cyclohexane	0.88	67	3.0	230
~~* 2,2,4-Trimethylpentane~~	~~0.88~~	~~>2200 S~~	~~4.1~~	~~>10000 S~~
Benzene	0.88	24 J	2.8	77 J
4-Methyl-2-pentanone	0.88	50	3.6	200
Toluene	0.88	19	3.3	73

eurofins | Air Toxics

Summary of Detected Compounds
EPA METHOD TO-15 GC/MS FULL SCAN

Client Sample ID: VMP-42-30-071912

Lab ID#: 1207456A-07B

Tetrachloroethene	0.88	0.48 J J	5.9	3.3 J J
Ethyl Benzene	0.88	1.7	3.8	7.3
m,p-Xylene	0.88	7.4	3.8	32
o-Xylene	0.88	1.8	3.8	7.6
Styrene	0.88	0.60 J	3.7	2.6 J
Cumene	0.88	7.4	4.3	36
Propylbenzene	0.88	~~0.43 J~~ U	4.3	~~2.1 J~~ U
4-Ethyltoluene	0.88	2.0 J	4.3	9.9 J
1,3,5-Trimethylbenzene	0.88	1.3	4.3	6.3
1,2,4-Trimethylbenzene	0.88	1.0	4.3	5.1
~~Butane~~	~~3.5~~	~~13000 E~~	~~8.3~~	~~30000 E~~
~~Isopentane~~	~~3.5~~	~~7000 E~~	~~10~~	~~21000 E~~

Client Sample ID: VMP-43-10-071912

Lab ID#: 1207456A-08A

Compound	Rpt. Limit (ppbv)	Amount (ppbv)	Rpt. Limit (ug/m3)	Amount (ug/m3)
Freon 12	1.9	0.43 J	9.2	2.1 J
Ethanol	7.5	34	14	64
Acetone	19	41	44	97
2-Propanol	7.5	21	18	52
Carbon Disulfide	7.5	1.9 J	23	5.9 J
Methylene Chloride	19	~~0.61 J~~ U	65	~~2.1 J~~ U
Hexane	1.9	5.8	6.6	21
2-Butanone (Methyl Ethyl Ketone)	7.5	9.3	22	28
Chloroform	1.9	0.36 J	9.1	1.8 J
Cyclohexane	1.9	3.0	6.4	10
2,2,4-Trimethylpentane	1.9	6.4	8.7	30
Benzene	1.9	14	6.0	44
Heptane	1.9	5.9	7.7	24
4-Methyl-2-pentanone	1.9	33	7.7	140
Toluene	1.9	18	7.0	67
Tetrachloroethene	1.9	0.40 J	13	2.7 J
2-Hexanone	7.5	0.94 J	31	3.9 J
Ethyl Benzene	1.9	2.1	8.1	9.0

eurofins

Air Toxics

Summary of Detected Compounds
EPA METHOD TO-15 GC/MS FULL SCAN

Client Sample ID: VMP-43-10-071912

Lab ID#: 1207456A-08A

m,p-Xylene	1.9	6.3	8.1	27
o-Xylene	1.9	2.0	8.1	8.5
Styrene	1.9	0.71 J	8.0	3.0 J
Cumene	1.9	6.2	9.2	30
Propylbenzene	1.9	0.34 J	9.2	1.7 J
4-Ethyltoluene	1.9	0.87 J	9.2	4.2 J
1,3,5-Trimethylbenzene	1.9	0.31 J	9.2	1.5 J
1,2,4-Trimethylbenzene	1.9	0.86 J	9.2	4.2 J
Butane	7.5	45 J	18	110 J
Isopentane	7.5	4.8 J	22	14 J

Client Sample ID: VMP-43-20-071912

Lab ID#: 1207456A-09A

Compound	Rpt. Limit (ppbv)	Amount (ppbv)	Rpt. Limit (ug/m3)	Amount (ug/m3)
Freon 12	3.4	0.94 J	17	4.6 J
Ethanol	14	68	26	130
Acetone	34	42	82	100
2-Propanol	14	41	34	100
Carbon Disulfide	14	5.8 J	43	18 J
Methylene Chloride	34	0.88 J	120	3.0 J
Hexane	3.4	6.8	12	24
2-Butanone (Methyl Ethyl Ketone)	14	8.1 J	41	24 J
Chloroform	3.4	0.64 J	17	3.1 J
Cyclohexane	3.4	2.8 J	12	9.7 J
2,2,4-Trimethylpentane	3.4	700	16	3300
Benzene	3.4	24	11	77
Heptane	3.4	1.5 J	14	6.3 J
4-Methyl-2-pentanone	3.4	33	14	140
Toluene	3.4	14	13	51
Ethyl Benzene	3.4	1.5 J	15	6.5 J
m,p-Xylene	3.4	4.5	15	19
o-Xylene	3.4	1.4 J	15	6.0 J
Styrene	3.4	0.67 J	15	2.9 J
Cumene	3.4	5.5	17	27

eurofins | Air Toxics

Summary of Detected Compounds
EPA METHOD TO-15 GC/MS FULL SCAN

Client Sample ID: VMP-43-20-071912

Lab ID#: 1207456A-09A

1,2,4-Trimethylbenzene	3.4	0.70 J	17	3.4 J
Butane	14	150 J J	33	360 J J
Isopentane	14	230	41	690

Client Sample ID: VMP-43-30-071912

Lab ID#: 1207456A-10A

Compound	Rpt. Limit (ppbv)	Amount (ppbv)	Rpt. Limit (ug/m3)	Amount (ug/m3)
Freon 12	0.96	0.60 J	4.7	3.0 J
Chloromethane	9.6	~~7.0 J~~ 4	20	~~14 J~~ 4
Bromomethane	9.6	~~0.24 J~~ 4	37	~~0.94 J~~ 4
Freon 11	0.96	0.32 J J	5.4	1.8 J J
Ethanol	3.8	46	7.2	87
Acetone	9.6	27	23	64
2-Propanol	3.8	27	9.4	66
Carbon Disulfide	3.8	3.6 J	12	11 J
Methylene Chloride	9.6	0.64 J	33	2.2 J
Hexane	0.96	4.2	3.4	15
2-Butanone (Methyl Ethyl Ketone)	3.8	5.8	11	17
Chloroform	0.96	0.35 J	4.7	1.7 J
Cyclohexane	0.96	1.5	3.3	5.2
2,2,4-Trimethylpentane	0.96	40	4.5	180
Benzene	0.96	20	3.0	63
Heptane	0.96	3.1	3.9	13
Trichloroethene	0.96	0.21 J	5.1	1.1 J
4-Methyl-2-pentanone	0.96	21	3.9	87
Toluene	0.96	10	3.6	40
Tetrachloroethene	0.96	0.34 J	6.5	2.3 J
2-Hexanone	3.8	0.88 J	16	3.6 J
Ethyl Benzene	0.96	1.7	4.1	7.5
m,p-Xylene	0.96	4.4	4.1	19
o-Xylene	0.96	1.6	4.1	7.0
Styrene	0.96	0.48 J	4.1	2.0 J
Cumene	0.96	3.2	4.7	16
Propylbenzene	0.96	0.33 J	4.7	1.6 J

Summary of Detected Compounds
EPA METHOD TO-15 GC/MS FULL SCAN

Client Sample ID: VMP-43-30-071912

Lab ID#: 1207456A-10A

4-Ethyltoluene	0.96	1.0	4.7	5.2
1,3,5-Trimethylbenzene	0.96	0.29 J	4.7	1.4 J
1,2,4-Trimethylbenzene	0.96	0.93 J	4.7	4.6 J
1,4-Dichlorobenzene	0.96	0.18 J	5.7	1.1 J
Butane	3.8	30 J J	9.1	72 J J
Isopentane	3.8	6.8	11	20

Client Sample ID: VMP-43-30-071912 Lab Duplicate

Lab ID#: 1207456A-10AA

Compound	Rpt. Limit (ppbv)	Amount (ppbv)	Rpt. Limit (ug/m3)	Amount (ug/m3)
Freon 12	1.2	0.46 J	6.0	2.3 J
Chloromethane	12	9.8 J	25	20 J
Freon 11	1.2	0.24 J	6.8	1.4 J
Ethanol	4.8	43	9.1	81
Acetone	12	32	29	75
2-Propanol	4.8	23	12	58
Carbon Disulfide	4.8	4.9 J	15	15 J
Methylene Chloride	12	0.71 J	42	2.5 J
trans-1,2-Dichloroethene	1.2	0.30 J	4.8	1.2 J
Hexane	1.2	3.6	4.3	13
2-Butanone (Methyl Ethyl Ketone)	4.8	6.3	14	18
Tetrahydrofuran	1.2	1.1 J	3.6	3.2 J
Chloroform	1.2	0.38 J	5.9	1.9 J
Cyclohexane	1.2	1.4	4.2	4.9
2,2,4-Trimethylpentane	1.2	40	5.6	190
Benzene	1.2	22	3.9	69
Heptane	1.2	2.9	5.0	12
Trichloroethene	1.2	1.4	6.5	7.3
4-Methyl-2-pentanone	1.2	23	5.0	96
Toluene	1.2	12	4.6	47
Tetrachloroethene	1.2	0.40 J	8.2	2.7 J
Chlorobenzene	1.2	~~1.5~~ 4	5.6	~~6.8~~ 4
Ethyl Benzene	1.2	1.9	5.2	8.2
m,p-Xylene	1.2	5.2	5.2	23

Summary of Detected Compounds
EPA METHOD TO-15 GC/MS FULL SCAN

Client Sample ID: VMP-43-30-071912 Lab Duplicate

Lab ID#: 1207456A-10AA

o-Xylene	1.2	2.1	5.2	9.2
Styrene	1.2	0.69 J	5.2	2.9 J
Cumene	1.2	4.1	5.9	20
Propylbenzene	1.2	0.43 J	5.9	2.1 J
4-Ethyltoluene	1.2	1.4	5.9	6.8
1,3,5-Trimethylbenzene	1.2	0.45 J	5.9	2.2 J
1,2,4-Trimethylbenzene	1.2	1.5	5.9	7.2
1,3-Dichlorobenzene	1.2	~~0.37 J~~ U	7.3	~~2.2 J~~ U
1,4-Dichlorobenzene	1.2	~~0.48 J~~ U	7.3	~~2.9 J~~ U
1,2-Dichlorobenzene	1.2	~~0.22 J~~ U	7.3	~~1.3 J~~ U
Butane	4.8	30	12	72
Isopentane	4.8	6.3	14	18

Client Sample ID: VMP-45-10-071912

Lab ID#: 1207456A-11A

Compound	Rpt. Limit (ppbv)	Amount (ppbv)	Rpt. Limit (ug/m3)	Amount (ug/m3)
Freon 12	0.94	0.53 J	4.6	2.6 J
Chloromethane	9.4	~~1.5 J~~ U	19	~~3.1 J~~ U
Freon 11	0.94	0.30 J J	5.2	1.7 J J
Ethanol	3.7	22	7.0	42
Acetone	9.4	20	22	47
2-Propanol	3.7	19	9.2	48
Carbon Disulfide	3.7	1.8 J	12	5.5 J
Methylene Chloride	9.4	~~0.35 J~~ U	32	~~1.2 J~~ U
Hexane	0.94	0.30 J	3.3	1.0 J
2-Butanone (Methyl Ethyl Ketone)	3.7	14	11	42
Tetrahydrofuran	0.94	1.8	2.8	5.3
Chloroform	0.94	0.45 J	4.6	2.2 J
Cyclohexane	0.94	0.53 J	3.2	1.8 J
2,2,4-Trimethylpentane	0.94	~~0.44 J~~ U	4.4	~~2.0 J~~ U
Benzene	0.94	1.6	3.0	5.0
Heptane	0.94	3.3	3.8	13
1,4-Dioxane	3.7	0.94 J	13	3.4 J
4-Methyl-2-pentanone	0.94	61	3.8	250

Summary of Detected Compounds
EPA METHOD TO-15 GC/MS FULL SCAN

Client Sample ID: VMP-45-10-071912

Lab ID#: 1207456A-11A

Toluene	0.94	34	3.5	130
Tetrachloroethene	0.94	0.46 J	6.3	3.1 J
2-Hexanone	3.7	0.77 J	15	3.2 J
Ethyl Benzene	0.94	1.3	4.0	5.5
m,p-Xylene	0.94	3.4	4.1	14
o-Xylene	0.94	0.80 J	4.1	3.5 J
Styrene	0.94	0.67 J	4.0	2.8 J
Cumene	0.94	8.9	4.6	44
Propylbenzene	0.94	0.14 J	4.6	0.71 J
4-Ethyltoluene	0.94	0.38 J	4.6	1.9 J
1,3,5-Trimethylbenzene	0.94	0.12 J	4.6	0.57 J
1,2,4-Trimethylbenzene	0.94	0.34 J	4.6	1.7 J
Isopentane	3.7	0.67 J	11	2.0 J

Client Sample ID: VMP-45-20-071912

Lab ID#: 1207456A-12A

Compound	Rpt. Limit (ppbv)	Amount (ppbv)	Rpt. Limit (ug/m3)	Amount (ug/m3)
Ethanol	71	210	130	400
Acetone	180	200	420	470
2-Propanol	71	39 J	170	96 J
Carbon Disulfide	71	85	220	260
Methylene Chloride	180	170 J	620	600 J
Hexane	18	17 J	63	60 J
2-Butanone (Methyl Ethyl Ketone)	71	11 J	210	32 J
Chloroform	18	2.8 J	87	13 J
Cyclohexane	18	63	61	220
2,2,4-Trimethylpentane	18	4900	83	23000
Benzene	18	5.8 J	57	18 J
Heptane	18	18	73	74
Toluene	18	67	67	250
Ethyl Benzene	18	5.1 J	77	22 J
m,p-Xylene	18	15 J	77	65 J
o-Xylene	18	3.4 J	77	15 J
Styrene	18	6.1 J	76	26 J

eurofins

Air Toxics

Summary of Detected Compounds
EPA METHOD TO-15 GC/MS FULL SCAN

Client Sample ID: VMP-45-20-071912

Lab ID#: 1207456A-12A

Cumene	18	5.7 J	88	28 J
Butane	71	87 J J	170	210 J J
Isopentane	71	330	210	980

eurofins | Air Toxics

Client Sample ID: VMP-13-5-071912

Lab ID#: 1207456A-01A

EPA METHOD TO-15 GC/MS FULL SCAN

File Name:	3072419	Date of Collection:	7/19/12 12:19:00 PM
Dil. Factor:	1.87	Date of Analysis:	7/24/12 06:35 PM

Compound	Rpt. Limit (ppbv)	Amount (ppbv)	Rpt. Limit (ug/m3)	Amount (ug/m3)
Freon 12	0.94	0.56 J	4.6	2.8 J
Freon 114	0.94	Not Detected	6.5	Not Detected
Chloromethane	9.4	~~1.7 J~~ U	19	~~3.6 J~~ U
Vinyl Chloride	0.94	Not Detected	2.4	Not Detected
1,3-Butadiene	0.94	Not Detected	2.1	Not Detected
Bromomethane	9.4	Not Detected	36	Not Detected
Chloroethane	3.7	Not Detected	9.9	Not Detected
Freon 11	0.94	0.46 J J	5.2	2.6 J J
Ethanol	3.7	30	7.0	56
Freon 113	0.94	Not Detected	7.2	Not Detected
1,1-Dichloroethene	0.94	Not Detected	3.7	Not Detected
Acetone	9.4	43	22	100
2-Propanol	3.7	370	9.2	910
Carbon Disulfide	3.7	Not Detected	12	Not Detected
3-Chloropropene	3.7	Not Detected	12	Not Detected
Methylene Chloride	9.4	~~0.79 J~~ U	32	~~2.7 J~~ U
Methyl tert-butyl ether	0.94	Not Detected	3.4	Not Detected
trans-1,2-Dichloroethene	0.94	Not Detected	3.7	Not Detected
Hexane	0.94	1.7	3.3	6.1
1,1-Dichloroethane	0.94	Not Detected	3.8	Not Detected
2-Butanone (Methyl Ethyl Ketone)	3.7	5.9	11	17
cis-1,2-Dichloroethene	0.94	Not Detected	3.7	Not Detected
Tetrahydrofuran	0.94	8.8	2.8	26
Chloroform	0.94	1.1	4.6	5.6
1,1,1-Trichloroethane	0.94	Not Detected	5.1	Not Detected
Cyclohexane	0.94	0.80 J	3.2	2.8 J
Carbon Tetrachloride	0.94	Not Detected	5.9	Not Detected
2,2,4-Trimethylpentane	0.94	0.88 J	4.4	4.1 J
Benzene	0.94	1.2	3.0	3.9
1,2-Dichloroethane	0.94	0.27 J	3.8	1.1 J
Heptane	0.94	1.3	3.8	5.3
Trichloroethene	0.94	Not Detected	5.0	Not Detected
1,2-Dichloropropane	0.94	Not Detected	4.3	Not Detected
1,4-Dioxane	3.7	Not Detected	13	Not Detected
Bromodichloromethane	0.94	Not Detected	6.3	Not Detected
cis-1,3-Dichloropropene	0.94	Not Detected	4.2	Not Detected
4-Methyl-2-pentanone	0.94	0.90 J	3.8	3.7 J
Toluene	0.94	6.2	3.5	23
trans-1,3-Dichloropropene	0.94	Not Detected	4.2	Not Detected
1,1,2-Trichloroethane	0.94	Not Detected	5.1	Not Detected
Tetrachloroethene	0.94	0.36 J	6.3	2.4 J
2-Hexanone	3.7	Not Detected	15	Not Detected

eurofins | Air Toxics

Client Sample ID: VMP-13-5-071912

Lab ID#: 1207456A-01A

EPA METHOD TO-15 GC/MS FULL SCAN

File Name:	**3072419**	**Date of Collection: 7/19/12 12:19:00 PM**	
Dil. Factor:	**1.87**	**Date of Analysis: 7/24/12 06:35 PM**	

Compound	Rpt. Limit (ppbv)	Amount (ppbv)	Rpt. Limit (ug/m3)	Amount (ug/m3)
Dibromochloromethane	0.94	Not Detected	8.0	Not Detected
1,2-Dibromoethane (EDB)	0.94	~~0.18 J~~ u	7.2	~~1.4 J~~ u
Chlorobenzene	0.94	0.23 J	4.3	1.1 J
Ethyl Benzene	0.94	1.0	4.0	4.4
m,p-Xylene	0.94	2.1	4.1	9.0
o-Xylene	0.94	1.1	4.1	4.6
Styrene	0.94	0.30 J	4.0	1.2 J
Bromoform	0.94	Not Detected	9.7	Not Detected
Cumene	0.94	~~0.16 J~~ u	4.6	0.81 J u
1,1,2,2-Tetrachloroethane	0.94	Not Detected	6.4	Not Detected
Propylbenzene	0.94	~~0.23 J~~ u	4.6	~~1.1 J~~ u
4-Ethyltoluene	0.94	0.91 J	4.6	4.5 J
1,3,5-Trimethylbenzene	0.94	0.41 J	4.6	2.0 J
1,2,4-Trimethylbenzene	0.94	1.4	4.6	7.1
1,3-Dichlorobenzene	0.94	Not Detected	5.6	Not Detected
1,4-Dichlorobenzene	0.94	~~0.17 J~~ u	5.6	~~1.0 J~~ u
alpha-Chlorotoluene	0.94	Not Detected u5	4.8	Not Detected u5J
1,2-Dichlorobenzene	0.94	Not Detected	5.6	Not Detected
1,2,4-Trichlorobenzene	3.7	Not Detected	28	Not Detected
Hexachlorobutadiene	3.7	Not Detected	40	Not Detected
Butane	3.7	1.2 J J	8.9	2.9 J J
Isopentane	3.7	1.8 J	11	5.4 J

J = Estimated value.

Container Type: 1 Liter Summa Canister

Surrogates	%Recovery	Method Limits
Toluene-d8	94	70-130
1,2-Dichloroethane-d4	113	70-130
4-Bromofluorobenzene	89	70-130

eurofins

Air Toxics

Client Sample ID: VMP-13-5-071912-Dup

Lab ID#: 1207456A-02A

EPA METHOD TO-15 GC/MS FULL SCAN

File Name:	3072420	**Date of Collection:**	7/19/12 12:19:00 PM
Dil. Factor:	1.87	**Date of Analysis:**	7/24/12 07:12 PM

Compound	Rpt. Limit (ppbv)	Amount (ppbv)	Rpt. Limit (ug/m3)	Amount (ug/m3)
Freon 12	0.94	0.65 J	4.6	3.2 J
Freon 114	0.94	Not Detected	6.5	Not Detected
Chloromethane	9.4	Not Detected	19	Not Detected
Vinyl Chloride	0.94	Not Detected	2.4	Not Detected
1,3-Butadiene	0.94	Not Detected	2.1	Not Detected
Bromomethane	9.4	Not Detected	36	Not Detected
Chloroethane	3.7	Not Detected	9.9	Not Detected
Freon 11	0.94	0.42 J J	5.2	2.4 J J
Ethanol	3.7	28	7.0	52
Freon 113	0.94	Not Detected	7.2	Not Detected
1,1-Dichloroethene	0.94	Not Detected	3.7	Not Detected
Acetone	9.4	41	22	97
2-Propanol	3.7	360	9.2	880
Carbon Disulfide	3.7	Not Detected	12	Not Detected
3-Chloropropene	3.7	Not Detected	12	Not Detected
Methylene Chloride	9.4	~~0.77 J~~ U	32	~~2.7 J~~ U
Methyl tert-butyl ether	0.94	Not Detected	3.4	Not Detected
trans-1,2-Dichloroethene	0.94	Not Detected	3.7	Not Detected
Hexane	0.94	1.5	3.3	5.4
1,1-Dichloroethane	0.94	Not Detected	3.8	Not Detected
2-Butanone (Methyl Ethyl Ketone)	3.7	5.5	11	16
cis-1,2-Dichloroethene	0.94	Not Detected	3.7	Not Detected
Tetrahydrofuran	0.94	9.6	2.8	28
Chloroform	0.94	1.2	4.6	6.0
1,1,1-Trichloroethane	0.94	Not Detected	5.1	Not Detected
Cyclohexane	0.94	0.72 J	3.2	2.5 J
Carbon Tetrachloride	0.94	Not Detected	5.9	Not Detected
2,2,4-Trimethylpentane	0.94	0.85 J	4.4	4.0 J
Benzene	0.94	1.2	3.0	4.0
1,2-Dichloroethane	0.94	0.20 J	3.8	0.80 J
Heptane	0.94	1.4	3.8	5.8
Trichloroethene	0.94	Not Detected	5.0	Not Detected
1,2-Dichloropropane	0.94	Not Detected	4.3	Not Detected
1,4-Dioxane	3.7	Not Detected	13	Not Detected
Bromodichloromethane	0.94	Not Detected	6.3	Not Detected
cis-1,3-Dichloropropene	0.94	Not Detected	4.2	Not Detected
4-Methyl-2-pentanone	0.94	0.67 J	3.8	2.8 J
Toluene	0.94	6.1	3.5	23
trans-1,3-Dichloropropene	0.94	~~0.36 J~~ U	4.2	~~1.6 J~~ U
1,1,2-Trichloroethane	0.94	Not Detected	5.1	Not Detected
Tetrachloroethene	0.94	0.23 J	6.3	1.6 J
2-Hexanone	3.7	Not Detected	15	Not Detected

eurofins | Air Toxics

Client Sample ID: VMP-13-5-071912-Dup

Lab ID#: 1207456A-02A

EPA METHOD TO-15 GC/MS FULL SCAN

File Name:	**3072420**	**Date of Collection:**	**7/19/12 12:19:00 PM**
Dil. Factor:	**1.87**	**Date of Analysis:**	**7/24/12 07:12 PM**

Compound	Rpt. Limit (ppbv)	Amount (ppbv)	Rpt. Limit (ug/m3)	Amount (ug/m3)
Dibromochloromethane	0.94	Not Detected	8.0	Not Detected
1,2-Dibromoethane (EDB)	0.94	Not Detected	7.2	Not Detected
Chlorobenzene	0.94	0.24 J	4.3	1.1 J
Ethyl Benzene	0.94	0.82 J	4.0	3.6 J
m,p-Xylene	0.94	2.3	4.1	9.8
o-Xylene	0.94	1.1	4.1	4.7
Styrene	0.94	0.32 J	4.0	1.4 J
Bromoform	0.94	Not Detected	9.7	Not Detected
Cumene	0.94	~~0.12 J~~ UJ	4.6	~~0.57 J~~ UJ
1,1,2,2-Tetrachloroethane	0.94	Not Detected	6.4	Not Detected
Propylbenzene	0.94	~~0.22 J~~ UJ	4.6	~~1.1 J~~ UJ
4-Ethyltoluene	0.94	0.81 J	4.6	4.0 J
1,3,5-Trimethylbenzene	0.94	0.45 J	4.6	2.2 J
1,2,4-Trimethylbenzene	0.94	1.7	4.6	8.3
1,3-Dichlorobenzene	0.94	Not Detected	5.6	Not Detected
1,4-Dichlorobenzene	0.94	Not Detected	5.6	Not Detected
alpha-Chlorotoluene	0.94	Not Detected UJ	4.8	Not Detected UJ
1,2-Dichlorobenzene	0.94	Not Detected	5.6	Not Detected
1,2,4-Trichlorobenzene	3.7	Not Detected	28	Not Detected
Hexachlorobutadiene	3.7	Not Detected	40	Not Detected
Butane	3.7	Not Detected J UJ	8.9	Not Detected J UJ
Isopentane	3.7	1.8 J	11	5.3 J

J = Estimated value.

Container Type: 1 Liter Summa Canister

Surrogates	%Recovery	Method Limits
Toluene-d8	92	70-130
1,2-Dichloroethane-d4	117	70-130
4-Bromofluorobenzene	90	70-130

eurofins | Air Toxics

Client Sample ID: VMP-13-10.5-071912

Lab ID#: 1207456A-03A

EPA METHOD TO-15 GC/MS FULL SCAN

File Name:	3072421	Date of Collection:	7/19/12 2:46:00 PM
Dil. Factor:	1.87	Date of Analysis:	7/24/12 07:39 PM

Compound	Rpt. Limit (ppbv)	Amount (ppbv)	Rpt. Limit (ug/m3)	Amount (ug/m3)
Freon 12	0.94	0.64 J	4.6	3.1 J
Freon 114	0.94	Not Detected	6.5	Not Detected
Chloromethane	9.4	Not Detected	19	Not Detected
Vinyl Chloride	0.94	Not Detected	2.4	Not Detected
1,3-Butadiene	0.94	Not Detected	2.1	Not Detected
Bromomethane	9.4	Not Detected	36	Not Detected
Chloroethane	3.7	Not Detected	9.9	Not Detected
Freon 11	0.94	0.44 J	5.2	2.5 J
Ethanol	3.7	20	7.0	38
Freon 113	0.94	Not Detected	7.2	Not Detected
1,1-Dichloroethene	0.94	Not Detected	3.7	Not Detected
Acetone	9.4	65	22	150
2-Propanol	3.7	92	9.2	230
Carbon Disulfide	3.7	1.8 J	12	5.5 J
3-Chloropropene	3.7	Not Detected	12	Not Detected
Methylene Chloride	9.4	~~0.73 J~~	32	~~2.5 J~~
Methyl tert-butyl ether	0.94	Not Detected	3.4	Not Detected
trans-1,2-Dichloroethene	0.94	Not Detected	3.7	Not Detected
Hexane	0.94	1.9	3.3	6.6
1,1-Dichloroethane	0.94	Not Detected	3.8	Not Detected
2-Butanone (Methyl Ethyl Ketone)	3.7	7.2	11	21
cis-1,2-Dichloroethene	0.94	Not Detected	3.7	Not Detected
Tetrahydrofuran	0.94	14	2.8	42
Chloroform	0.94	0.65 J	4.6	3.2 J
1,1,1-Trichloroethane	0.94	Not Detected	5.1	Not Detected
Cyclohexane	0.94	1.4	3.2	4.8
Carbon Tetrachloride	0.94	Not Detected	5.9	Not Detected
2,2,4-Trimethylpentane	0.94	2.2	4.4	10
Benzene	0.94	2.4	3.0	7.8
1,2-Dichloroethane	0.94	Not Detected	3.8	Not Detected
Heptane	0.94	1.5	3.8	6.2
Trichloroethene	0.94	Not Detected	5.0	Not Detected
1,2-Dichloropropane	0.94	Not Detected	4.3	Not Detected
1,4-Dioxane	3.7	Not Detected	13	Not Detected
Bromodichloromethane	0.94	Not Detected	6.3	Not Detected
cis-1,3-Dichloropropene	0.94	Not Detected	4.2	Not Detected
4-Methyl-2-pentanone	0.94	0.18 J	3.8	0.75 J
Toluene	0.94	2.2	3.5	8.2
trans-1,3-Dichloropropene	0.94	Not Detected	4.2	Not Detected
1,1,2-Trichloroethane	0.94	Not Detected	5.1	Not Detected
Tetrachloroethene	0.94	0.34 J	6.3	2.3 J
2-Hexanone	3.7	Not Detected	15	Not Detected

eurofins | Air Toxics

Client Sample ID: VMP-13-10.5-071912

Lab ID#: 1207456A-03A

EPA METHOD TO-15 GC/MS FULL SCAN

File Name:	**3072421**	**Date of Collection: 7/19/12 2:46:00 PM**	
Dil. Factor:	**1.87**	**Date of Analysis: 7/24/12 07:39 PM**	

Compound	Rpt. Limit (ppbv)	Amount (ppbv)	Rpt. Limit (ug/m3)	Amount (ug/m3)
Dibromochloromethane	0.94	Not Detected	8.0	Not Detected
1,2-Dibromoethane (EDB)	0.94	~~0.15 J~~ U	7.2	~~1.1 J~~ U
Chlorobenzene	0.94	0.20 J	4.3	0.92 J
Ethyl Benzene	0.94	0.47 J	4.0	2.0 J
m,p-Xylene	0.94	1.1	4.1	4.7
o-Xylene	0.94	0.44 J	4.1	1.9 J
Styrene	0.94	0.18 J	4.0	0.79 J
Bromoform	0.94	Not Detected	9.7	Not Detected
Cumene	0.94	Not Detected	4.6	Not Detected
1,1,2,2-Tetrachloroethane	0.94	Not Detected	6.4	Not Detected
Propylbenzene	0.94	~~0.10 J~~ U	4.6	~~0.52 J~~ U
4-Ethyltoluene	0.94	0.42 J	4.6	2.1 J
1,3,5-Trimethylbenzene	0.94	~~0.11 J~~ U	4.6	~~0.56 J~~ U
1,2,4-Trimethylbenzene	0.94	0.37 J	4.6	1.8 J
1,3-Dichlorobenzene	0.94	1.4	5.6	8.2
1,4-Dichlorobenzene	0.94	Not Detected	5.6	Not Detected
alpha-Chlorotoluene	0.94	Not Detected UJ	4.8	Not Detected UJ
1,2-Dichlorobenzene	0.94	Not Detected	5.6	Not Detected
1,2,4-Trichlorobenzene	3.7	Not Detected	28	Not Detected
Hexachlorobutadiene	3.7	Not Detected	40	Not Detected
Butane	3.7	2.6 J J	8.9	6.1 J J
Isopentane	3.7	4.2	11	12

J = Estimated value.

Container Type: 1 Liter Summa Canister

Surrogates	%Recovery	Method Limits
Toluene-d8	93	70-130
1,2-Dichloroethane-d4	113	70-130
4-Bromofluorobenzene	89	70-130

eurofins | Air Toxics

Client Sample ID: VMP-13-21.5-071912

Lab ID#: 1207456A-04A

EPA METHOD TO-15 GC/MS FULL SCAN

File Name:	**3072422**	**Date of Collection:**	**7/19/12 3:39:00 PM**
Dil. Factor:	**1.87**	**Date of Analysis:**	**7/24/12 08:04 PM**

Compound	Rpt. Limit (ppbv)	Amount (ppbv)	Rpt. Limit (ug/m3)	Amount (ug/m3)
Freon 12	0.94	0.51 J	4.6	2.5 J
Freon 114	0.94	Not Detected	6.5	Not Detected
Chloromethane	9.4	Not Detected	19	Not Detected
Vinyl Chloride	0.94	Not Detected	2.4	Not Detected
1,3-Butadiene	0.94	Not Detected	2.1	Not Detected
Bromomethane	9.4	Not Detected	36	Not Detected
Chloroethane	3.7	Not Detected	9.9	Not Detected
Freon 11	0.94	Not Detected	5.2	Not Detected
Ethanol	3.7	38	7.0	71
Freon 113	0.94	Not Detected	7.2	Not Detected
1,1-Dichloroethene	0.94	Not Detected	3.7	Not Detected
Acetone	9.4	74	22	180
2-Propanol	3.7	86	9.2	210
Carbon Disulfide	3.7	1.5 J	12	4.7 J
3-Chloropropene	3.7	Not Detected	12	Not Detected
Methylene Chloride	9.4	1.3 J	32	4.4 J
Methyl tert-butyl ether	0.94	1.2	3.4	4.4
trans-1,2-Dichloroethene	0.94	Not Detected	3.7	Not Detected
Hexane	0.94	2.9	3.3	10
1,1-Dichloroethane	0.94	Not Detected	3.8	Not Detected
2-Butanone (Methyl Ethyl Ketone)	3.7	13	11	38
cis-1,2-Dichloroethene	0.94	Not Detected	3.7	Not Detected
Tetrahydrofuran	0.94	13	2.8	39
Chloroform	0.94	Not Detected	4.6	Not Detected
1,1,1-Trichloroethane	0.94	Not Detected	5.1	Not Detected
Cyclohexane	0.94	1.5	3.2	5.3
Carbon Tetrachloride	0.94	Not Detected	5.9	Not Detected
2,2,4-Trimethylpentane	0.94	310	4.4	1400
Benzene	0.94	2.8	3.0	9.0
1,2-Dichloroethane	0.94	Not Detected	3.8	Not Detected
Heptane	0.94	2.2	3.8	8.9
Trichloroethene	0.94	Not Detected	5.0	Not Detected
1,2-Dichloropropane	0.94	0.14 J	4.3	0.65 J
1,4-Dioxane	3.7	Not Detected	13	Not Detected
Bromodichloromethane	0.94	Not Detected	6.3	Not Detected
cis-1,3-Dichloropropene	0.94	Not Detected	4.2	Not Detected
4-Methyl-2-pentanone	0.94	2.6	3.8	11
Toluene	0.94	4.8	3.5	18
trans-1,3-Dichloropropene	0.94	Not Detected	4.2	Not Detected
1,1,2-Trichloroethane	0.94	Not Detected	5.1	Not Detected
Tetrachloroethene	0.94	0.48 J	6.3	3.2 J
2-Hexanone	3.7	Not Detected	15	Not Detected

eurofins | Air Toxics

Client Sample ID: VMP-13-21.5-071912

Lab ID#: 1207456A-04A

EPA METHOD TO-15 GC/MS FULL SCAN

File Name:	**3072422**	**Date of Collection:**	**7/19/12 3:39:00 PM**
Dil. Factor:	**1.87**	**Date of Analysis:**	**7/24/12 08:04 PM**

Compound	Rpt. Limit (ppbv)	Amount (ppbv)	Rpt. Limit (ug/m3)	Amount (ug/m3)
Dibromochloromethane	0.94	Not Detected	8.0	Not Detected
1,2-Dibromoethane (EDB)	0.94	~~0.13 J~~ U	7.2	~~0.99 J~~ U
Chlorobenzene	0.94	0.29 J	4.3	1.3 J
Ethyl Benzene	0.94	0.56 J	4.0	2.4 J
m,p-Xylene	0.94	1.2	4.1	5.4
o-Xylene	0.94	0.51 J	4.1	2.2 J
Styrene	0.94	0.30 J	4.0	1.3 J
Bromoform	0.94	Not Detected	9.7	Not Detected
Cumene	0.94	~~0.13 J~~ U	4.6	~~0.65 J~~ U
1,1,2,2-Tetrachloroethane	0.94	Not Detected	6.4	Not Detected
Propylbenzene	0.94	~~0.13 J~~ U	4.6	~~0.65 J~~ U
4-Ethyltoluene	0.94	0.30 J	4.6	1.5 J
1,3,5-Trimethylbenzene	0.94	~~0.12 J~~ U	4.6	~~0.60 J~~ U
1,2,4-Trimethylbenzene	0.94	0.29 J	4.6	1.4 J
1,3-Dichlorobenzene	0.94	1.1	5.6	6.7
1,4-Dichlorobenzene	0.94	Not Detected	5.6	Not Detected
alpha-Chlorotoluene	0.94	Not Detected UJ	4.8	Not Detected UJ
1,2-Dichlorobenzene	0.94	Not Detected	5.6	Not Detected
1,2,4-Trichlorobenzene	3.7	Not Detected	28	Not Detected
Hexachlorobutadiene	3.7	Not Detected	40	Not Detected
Butane	3.7	54 J J	8.9	130 J J
Isopentane	3.7	130	11	370

J = Estimated value.

Container Type: 1 Liter Summa Canister

Surrogates	%Recovery	Method Limits
Toluene-d8	95	70-130
1,2-Dichloroethane-d4	123	70-130
4-Bromofluorobenzene	90	70-130

eurofins | Air Toxics

Client Sample ID: VMP-42-10-071912

Lab ID#: 1207456A-05A

EPA METHOD TO-15 GC/MS FULL SCAN

File Name:	**3072423**	**Date of Collection:**	**7/19/12 9:30:00 AM**
Dil. Factor:	**1.91**	**Date of Analysis:**	**7/24/12 08:30 PM**

Compound	Rpt. Limit (ppbv)	Amount (ppbv)	Rpt. Limit (ug/m3)	Amount (ug/m3)
Freon 12	0.96	0.56 J	4.7	2.8 J
Freon 114	0.96	Not Detected	6.7	Not Detected
Chloromethane	9.6	Not Detected	20	Not Detected
Vinyl Chloride	0.96	Not Detected	2.4	Not Detected
1,3-Butadiene	0.96	Not Detected	2.1	Not Detected
Bromomethane	9.6	Not Detected	37	Not Detected
Chloroethane	3.8	Not Detected	10	Not Detected
Freon 11	0.96	0.32 J J	5.4	1.8 J J
Ethanol	3.8	32	7.2	61
Freon 113	0.96	Not Detected	7.3	Not Detected
1,1-Dichloroethene	0.96	Not Detected	3.8	Not Detected
Acetone	9.6	22	23	53
2-Propanol	3.8	31	9.4	77
Carbon Disulfide	3.8	2.0 J	12	6.3 J
3-Chloropropene	3.8	Not Detected	12	Not Detected
Methylene Chloride	9.6	0.88 J	33	3.0 J
Methyl tert-butyl ether	0.96	Not Detected	3.4	Not Detected
trans-1,2-Dichloroethene	0.96	Not Detected	3.8	Not Detected
Hexane	0.96	1.8	3.4	6.5
1,1-Dichloroethane	0.96	Not Detected	3.9	Not Detected
2-Butanone (Methyl Ethyl Ketone)	3.8	10	11	30
cis-1,2-Dichloroethene	0.96	Not Detected	3.8	Not Detected
Tetrahydrofuran	0.96	2.1	2.8	6.3
Chloroform	0.96	0.46 J	4.7	2.2 J
1,1,1-Trichloroethane	0.96	Not Detected	5.2	Not Detected
Cyclohexane	0.96	0.81 J	3.3	2.8 J
Carbon Tetrachloride	0.96	Not Detected	6.0	Not Detected
2,2,4-Trimethylpentane	0.96	1.8	4.5	8.2
Benzene	0.96	12	3.0	38
1,2-Dichloroethane	0.96	Not Detected	3.9	Not Detected
Heptane	0.96	1.8	3.9	7.6
Trichloroethene	0.96	Not Detected	5.1	Not Detected
1,2-Dichloropropane	0.96	Not Detected	4.4	Not Detected
1,4-Dioxane	3.8	Not Detected	14	Not Detected
Bromodichloromethane	0.96	Not Detected	6.4	Not Detected
cis-1,3-Dichloropropene	0.96	Not Detected	4.3	Not Detected
4-Methyl-2-pentanone	0.96	33	3.9	140
Toluene	0.96	15	3.6	57
trans-1,3-Dichloropropene	0.96	Not Detected	4.3	Not Detected
1,1,2-Trichloroethane	0.96	Not Detected	5.2	Not Detected
Tetrachloroethene	0.96	0.48 J	6.5	3.2 J
2-Hexanone	3.8	0.66 J	16	2.7 J

eurofins | Air Toxics

Client Sample ID: VMP-42-10-071912

Lab ID#: 1207456A-05A

EPA METHOD TO-15 GC/MS FULL SCAN

File Name:	**3072423**	**Date of Collection:**	**7/19/12 9:30:00 AM**
Dil. Factor:	**1.91**	**Date of Analysis:**	**7/24/12 08:30 PM**

Compound	Rpt. Limit (ppbv)	Amount (ppbv)	Rpt. Limit (ug/m3)	Amount (ug/m3)
Dibromochloromethane	0.96	Not Detected	8.1	Not Detected
1,2-Dibromoethane (EDB)	0.96	Not Detected	7.3	Not Detected
Chlorobenzene	0.96	Not Detected	4.4	Not Detected
Ethyl Benzene	0.96	0.98	4.1	4.3
m,p-Xylene	0.96	3.3	4.1	14
o-Xylene	0.96	1.0	4.1	4.5
Styrene	0.96	0.46 J	4.1	2.0 J
Bromoform	0.96	Not Detected	9.9	Not Detected
Cumene	0.96	5.4	4.7	26
1,1,2,2-Tetrachloroethane	0.96	Not Detected	6.6	Not Detected
Propylbenzene	0.96	~~0.17 J~~ U	4.7	~~0.82 J~~ U
4-Ethyltoluene	0.96	0.55 J	4.7	2.7 J
1,3,5-Trimethylbenzene	0.96	~~0.14 J~~ U	4.7	~~0.72 J~~ U
1,2,4-Trimethylbenzene	0.96	0.49 J	4.7	2.4 J
1,3-Dichlorobenzene	0.96	Not Detected	5.7	Not Detected
1,4-Dichlorobenzene	0.96	Not Detected	5.7	Not Detected
alpha-Chlorotoluene	0.96	Not Detected UJ	4.9	Not Detected UJ
1,2-Dichlorobenzene	0.96	Not Detected	5.7	Not Detected
1,2,4-Trichlorobenzene	3.8	Not Detected	28	Not Detected
Hexachlorobutadiene	3.8	Not Detected	41	Not Detected
Butane	3.8	2.2 J J	9.1	5.2 J J
Isopentane	3.8	5.5	11	16

J = Estimated value.

Container Type: 1 Liter Summa Canister

Surrogates	%Recovery	Method Limits
Toluene-d8	94	70-130
1,2-Dichloroethane-d4	116	70-130
4-Bromofluorobenzene	89	70-130

eurofins | Air Toxics

Client Sample ID: VMP-42-20-071912
Lab ID#: 1207456A-06A
EPA METHOD TO-15 GC/MS FULL SCAN

File Name:	**3072424**	**Date of Collection:**	**7/19/12 10:19:00 AM**
Dil. Factor:	**1.87**	**Date of Analysis:**	**7/24/12 09:24 PM**

Compound	Rpt. Limit (ppbv)	Amount (ppbv)	Rpt. Limit (ug/m3)	Amount (ug/m3)
Freon 12	0.94	0.50 J	4.6	2.5 J
Freon 114	0.94	Not Detected	6.5	Not Detected
Chloromethane	9.4	~~2.2 J~~ U	19	~~4.6 J~~ U
Vinyl Chloride	0.94	Not Detected	2.4	Not Detected
1,3-Butadiene	0.94	Not Detected	2.1	Not Detected
Bromomethane	9.4	Not Detected	36	Not Detected
Chloroethane	3.7	Not Detected	9.9	Not Detected
Freon 11	0.94	1.0 J J	5.2	5.7 J J
Ethanol	3.7	28	7.0	53
Freon 113	0.94	Not Detected	7.2	Not Detected
1,1-Dichloroethene	0.94	Not Detected	3.7	Not Detected
Acetone	9.4	12	22	28
2-Propanol	3.7	23	9.2	57
Carbon Disulfide	3.7	2.2 J	12	6.8 J
3-Chloropropene	3.7	Not Detected	12	Not Detected
Methylene Chloride	9.4	0.83 J	32	2.9 J
Methyl tert-butyl ether	0.94	Not Detected	3.4	Not Detected
trans-1,2-Dichloroethene	0.94	Not Detected	3.7	Not Detected
Hexane	0.94	8.4	3.3	30
1,1-Dichloroethane	0.94	Not Detected	3.8	Not Detected
2-Butanone (Methyl Ethyl Ketone)	3.7	5.6	11	16
cis-1,2-Dichloroethene	0.94	Not Detected	3.7	Not Detected
Tetrahydrofuran	0.94	Not Detected	2.8	Not Detected
Chloroform	0.94	22	4.6	100
1,1,1-Trichloroethane	0.94	Not Detected	5.1	Not Detected
Cyclohexane	0.94	3.8	3.2	13
Carbon Tetrachloride	0.94	Not Detected	5.9	Not Detected
2,2,4-Trimethylpentane	0.94	9.3	4.4	43
Benzene	0.94	12	3.0	38
1,2-Dichloroethane	0.94	Not Detected	3.8	Not Detected
Heptane	0.94	9.5	3.8	39
Trichloroethene	0.94	Not Detected	5.0	Not Detected
1,2-Dichloropropane	0.94	Not Detected	4.3	Not Detected
1,4-Dioxane	3.7	Not Detected	13	Not Detected
Bromodichloromethane	0.94	Not Detected	6.3	Not Detected
cis-1,3-Dichloropropene	0.94	Not Detected	4.2	Not Detected
4-Methyl-2-pentanone	0.94	27	3.8	110
Toluene	0.94	16	3.5	60
trans-1,3-Dichloropropene	0.94	~~0.20 J~~ U	4.2	~~0.91 J~~ U
1,1,2-Trichloroethane	0.94	Not Detected	5.1	Not Detected
Tetrachloroethene	0.94	0.42 J	6.3	2.8 J
2-Hexanone	3.7	Not Detected	15	Not Detected

eurofins | Air Toxics

Client Sample ID: VMP-42-20-071912
Lab ID#: 1207456A-06A
EPA METHOD TO-15 GC/MS FULL SCAN

File Name:	3072424	Date of Collection:	7/19/12 10:19:00 AM
Dil. Factor:	1.87	Date of Analysis:	7/24/12 09:24 PM

Compound	Rpt. Limit (ppbv)	Amount (ppbv)	Rpt. Limit (ug/m3)	Amount (ug/m3)
Dibromochloromethane	0.94	Not Detected	8.0	Not Detected
1,2-Dibromoethane (EDB)	0.94	Not Detected	7.2	Not Detected
Chlorobenzene	0.94	Not Detected	4.3	Not Detected
Ethyl Benzene	0.94	2.0	4.0	8.7
m,p-Xylene	0.94	4.4	4.1	19
o-Xylene	0.94	1.4	4.1	6.2
Styrene	0.94	0.45 J	4.0	1.9 J
Bromoform	0.94	Not Detected	9.7	Not Detected
Cumene	0.94	4.4	4.6	22
1,1,2,2-Tetrachloroethane	0.94	Not Detected	6.4	Not Detected
Propylbenzene	0.94	~~0.35 J~~ U	4.6	~~1.7 J~~ U
4-Ethyltoluene	0.94	0.85 J	4.6	4.2 J
1,3,5-Trimethylbenzene	0.94	~~0.24 J~~ U	4.6	~~1.2 J~~ U
1,2,4-Trimethylbenzene	0.94	0.75 J	4.6	3.7 J
1,3-Dichlorobenzene	0.94	Not Detected	5.6	Not Detected
1,4-Dichlorobenzene	0.94	~~0.18 J~~ U	5.6	~~1.1 J~~ U
alpha-Chlorotoluene	0.94	Not Detected UJ	4.8	Not Detected UJ
1,2-Dichlorobenzene	0.94	Not Detected	5.6	Not Detected
1,2,4-Trichlorobenzene	3.7	Not Detected	28	Not Detected
Hexachlorobutadiene	3.7	Not Detected	40	Not Detected
Butane	3.7	3.1 J J	8.9	7.3 J J
Isopentane	3.7	7.6	11	22

J = Estimated value.
J = Estimated value due to bias in the CCV.
Container Type: 1 Liter Summa Canister

Surrogates	%Recovery	Method Limits
Toluene-d8	92	70-130
1,2-Dichloroethane-d4	115	70-130
4-Bromofluorobenzene	92	70-130

* Use these results only. All other data was reported from the 1.75 x dilution analysis.

eurofins | Air Toxics

Client Sample ID: VMP-42-30-071912

Lab ID#: 1207456A-07A

EPA METHOD TO-15 GC/MS FULL SCAN

File Name:	3072522	Date of Collection:	7/19/12 11:07:00 AM
Dil. Factor:	188	Date of Analysis:	7/25/12 09:02 PM

Compound	Rpt. Limit (ppbv)	Amount (ppbv)	Rpt. Limit (ug/m3)	Amount (ug/m3)
Freon 12	94	Not Detected	460	Not Detected
Freon 114	94	Not Detected	660	Not Detected
Chloromethane	940	Not Detected	1900	Not Detected
Vinyl Chloride	94	Not Detected	240	Not Detected
1,3-Butadiene	94	Not Detected	210	Not Detected
Bromomethane	940	Not Detected	3600	Not Detected
Chloroethane	380	Not Detected	990	Not Detected
Freon 11	94	Not Detected	530	Not Detected
Ethanol	380	370 J	710	690 J
Freon 113	94	Not Detected	720	Not Detected
1,1-Dichloroethene	94	Not Detected	370	Not Detected
Acetone	940	330 J	2200	780 J
2-Propanol	380	55 J	920	140 J
Carbon Disulfide	380	130 J	1200	420 J
3-Chloropropene	380	Not Detected	1200	Not Detected
Methylene Chloride	940	200 J	3300	690 J
Methyl tert-butyl ether	94	Not Detected	340	Not Detected
trans-1,2-Dichloroethene	94	Not Detected	370	Not Detected
Hexane	94	29 J	330	100 J
1,1-Dichloroethane	94	Not Detected	380	Not Detected
2-Butanone (Methyl Ethyl Ketone)	380	Not Detected	1100	Not Detected
cis-1,2-Dichloroethene	94	Not Detected	370	Not Detected
Tetrahydrofuran	94	Not Detected	280	Not Detected
Chloroform	94	Not Detected	460	Not Detected
1,1,1-Trichloroethane	94	Not Detected	510	Not Detected
Cyclohexane	94	66 J	320	230 J
Carbon Tetrachloride	94	Not Detected	590	Not Detected
* 2,2,4-Trimethylpentane	94	8000	440	38000
Benzene	94	33 J	300	110 J
1,2-Dichloroethane	94	Not Detected	380	Not Detected
Heptane	94	35 J	380	140 J
Trichloroethene	94	Not Detected	500	Not Detected
1,2-Dichloropropane	94	Not Detected	430	Not Detected
1,4-Dioxane	380	Not Detected	1400	Not Detected
Bromodichloromethane	94	Not Detected	630	Not Detected
cis-1,3-Dichloropropene	94	Not Detected	430	Not Detected
4-Methyl-2-pentanone	94	31 J	380	130 J
Toluene	94	88 J	350	330 J
trans-1,3-Dichloropropene	94	Not Detected	430	Not Detected
1,1,2-Trichloroethane	94	Not Detected	510	Not Detected
Tetrachloroethene	94	Not Detected	640	Not Detected
2-Hexanone	380	Not Detected	1500	Not Detected

eurofins | Air Toxics

Client Sample ID: VMP-42-30-071912

Lab ID#: 1207456A-07A

EPA METHOD TO-15 GC/MS FULL SCAN

File Name:	**3072522**	**Date of Collection: 7/19/12 11:07:00 AM**	
Dil. Factor:	**188**	**Date of Analysis: 7/25/12 09:02 PM**	

Compound	Rpt. Limit (ppbv)	Amount (ppbv)	Rpt. Limit (ug/m3)	Amount (ug/m3)
Dibromochloromethane	94	Not Detected	800	Not Detected
1,2-Dibromoethane (EDB)	94	Not Detected	720	Not Detected
Chlorobenzene	94	Not Detected	430	Not Detected
Ethyl Benzene	94	Not Detected	410	Not Detected
m,p-Xylene	94	22 J	410	94 J
o-Xylene	94	Not Detected	410	Not Detected
Styrene	94	Not Detected	400	Not Detected
Bromoform	94	Not Detected	970	Not Detected
Cumene	94	Not Detected	460	Not Detected
1,1,2,2-Tetrachloroethane	94	Not Detected	640	Not Detected
Propylbenzene	94	Not Detected	460	Not Detected
4-Ethyltoluene	94	Not Detected	460	Not Detected
1,3,5-Trimethylbenzene	94	Not Detected	460	Not Detected
1,2,4-Trimethylbenzene	94	Not Detected	460	Not Detected
1,3-Dichlorobenzene	94	Not Detected	560	Not Detected
1,4-Dichlorobenzene	94	Not Detected	560	Not Detected
alpha-Chlorotoluene	94	Not Detected	490	Not Detected
1,2-Dichlorobenzene	94	Not Detected	560	Not Detected
1,2,4-Trichlorobenzene	380	Not Detected	2800	Not Detected
Hexachlorobutadiene	380	Not Detected	4000	Not Detected
Butane	380	15000 J	890	35000 J
Isopentane	380	19000	1100	55000

J = Estimated value.

Container Type: 1 Liter Summa Canister

Surrogates	%Recovery	Method Limits
Toluene-d8	90	70-130
1,2-Dichloroethane-d4	114	70-130
4-Bromofluorobenzene	98	70-130

* Do not use this data. Use all other data.

eurofins | Air Toxics

Client Sample ID: VMP-42-30-071912

Lab ID#: 1207456A-07B

EPA METHOD TO-15 GC/MS FULL SCAN

File Name:	**3072425**	**Date of Collection:**	**7/19/12 11:07:00 AM**
Dil. Factor:	**1.75**	**Date of Analysis:**	**7/24/12 09:49 PM**

Compound	Rpt. Limit (ppbv)	Amount (ppbv)	Rpt. Limit (ug/m3)	Amount (ug/m3)
Freon 12	0.88	0.59 J J	4.3	2.9 J J
Freon 114	0.88	Not Detected	6.1	Not Detected
Chloromethane	8.8	Not Detected	18	Not Detected
Vinyl Chloride	0.88	Not Detected	2.2	Not Detected
1,3-Butadiene	0.88	Not Detected	1.9	Not Detected
Bromomethane	8.8	Not Detected	34	Not Detected
Chloroethane	3.5	Not Detected	9.2	Not Detected
Freon 11	0.88	1.8 J J	4.9	10 J J
Ethanol	3.5	39 J	6.6	74 J
Freon 113	0.88	Not Detected	6.7	Not Detected
1,1-Dichloroethene	0.88	Not Detected	3.5	Not Detected
Acetone	8.8	20 J	21	47 J
2-Propanol	3.5	29 J	8.6	72 J
Carbon Disulfide	3.5	9.7 J	11	30 J
3-Chloropropene	3.5	Not Detected	11	Not Detected
Methylene Chloride	8.8	Not Detected	30	Not Detected
Methyl tert-butyl ether	0.88	Not Detected	3.2	Not Detected
trans-1,2-Dichloroethene	0.88	Not Detected	3.5	Not Detected
Hexane	0.88	22 J	3.1	77 J
1,1-Dichloroethane	0.88	Not Detected	3.5	Not Detected
2-Butanone (Methyl Ethyl Ketone)	3.5	10 J	10	31 J
cis-1,2-Dichloroethene	0.88	Not Detected	3.5	Not Detected
Tetrahydrofuran	0.88	Not Detected	2.6	Not Detected
Chloroform	0.88	Not Detected	4.3	Not Detected
1,1,1-Trichloroethane	0.88	Not Detected	4.8	Not Detected
Cyclohexane	0.88	67 J	3.0	230 J
Carbon Tetrachloride	0.88	Not Detected	5.5	Not Detected
~~2,2,4-Trimethylpentane~~	~~0.88~~	~~>2200 S~~	~~4.1~~	~~>10000 S~~
Benzene	0.88	24 J	2.8	77 J
1,2-Dichloroethane	0.88	Not Detected	3.5	Not Detected
Heptane	0.88	Not Detected	3.6	Not Detected
Trichloroethene	0.88	Not Detected	4.7	Not Detected
1,2-Dichloropropane	0.88	Not Detected	4.0	Not Detected
1,4-Dioxane	3.5	Not Detected	13	Not Detected
Bromodichloromethane	0.88	Not Detected	5.9	Not Detected
cis-1,3-Dichloropropene	0.88	Not Detected	4.0	Not Detected
4-Methyl-2-pentanone	0.88	50 J	3.6	200 J
Toluene	0.88	19 J	3.3	73 J
trans-1,3-Dichloropropene	0.88	Not Detected	4.0	Not Detected
1,1,2-Trichloroethane	0.88	Not Detected	4.8	Not Detected
Tetrachloroethene	0.88	0.48 J J	5.9	3.3 J J
2-Hexanone	3.5	Not Detected	14	Not Detected

eurofins | Air Toxics

Client Sample ID: VMP-42-30-071912
Lab ID#: 1207456A-07B
EPA METHOD TO-15 GC/MS FULL SCAN

File Name:	**3072425**	**Date of Collection:**	**7/19/12 11:07:00 AM**
Dil. Factor:	**1.75**	**Date of Analysis:**	**7/24/12 09:49 PM**

Compound	Rpt. Limit (ppbv)	Amount (ppbv)	Rpt. Limit (ug/m3)	Amount (ug/m3)
Dibromochloromethane	0.88	Not Detected	7.4	Not Detected
1,2-Dibromoethane (EDB)	0.88	Not Detected	6.7	Not Detected
Chlorobenzene	0.88	Not Detected	4.0	Not Detected
Ethyl Benzene	0.88	1.7 J	3.8	7.3 J
m,p-Xylene	0.88	7.4 J	3.8	32 J
o-Xylene	0.88	1.8 J	3.8	7.6 J
Styrene	0.88	0.60 J J	3.7	2.6 J J
Bromoform	0.88	Not Detected	9.0	Not Detected
Cumene	0.88	7.4 J	4.3	36 J
1,1,2,2-Tetrachloroethane	0.88	Not Detected	6.0	Not Detected
Propylbenzene	0.88	~~0.43 J~~ U	4.3	~~2.1 J~~ U
4-Ethyltoluene	0.88	2.0 J	4.3	9.9 J
1,3,5-Trimethylbenzene	0.88	1.3 J	4.3	6.3 J
1,2,4-Trimethylbenzene	0.88	1.0 J	4.3	5.1 J
1,3-Dichlorobenzene	0.88	Not Detected	5.3	Not Detected
1,4-Dichlorobenzene	0.88	Not Detected	5.3	Not Detected
alpha-Chlorotoluene	0.88	Not Detected UJ	4.5	Not Detected UJ
1,2-Dichlorobenzene	0.88	Not Detected	5.3	Not Detected
1,2,4-Trichlorobenzene	3.5	Not Detected	26	Not Detected
Hexachlorobutadiene	3.5	Not Detected	37	Not Detected
~~Butane~~	~~3.5~~	~~13000 E~~	~~8.3~~	~~30000 E~~
~~Isopentane~~	~~3.5~~	~~7000 E~~	~~10~~	~~21000 E~~

J = Estimated value.
J = Estimated value due to bias in the CCV.
S = Saturated peak; data reported as estimated.
E = Exceeds instrument calibration range.
Q = Exceeds Quality Control limits of 70% to 130%, due to matrix effects.
Container Type: 1 Liter Summa Canister

Surrogates	%Recovery	Method Limits
Toluene-d8	99	70-130
1,2-Dichloroethane-d4	298 Q	70-130
4-Bromofluorobenzene	98	70-130

eurofins | Air Toxics

Client Sample ID: VMP-43-10-071912
Lab ID#: 1207456A-08A
EPA METHOD TO-15 GC/MS FULL SCAN

File Name:	3072428	Date of Collection:	7/19/12 1:30:00 PM
Dil. Factor:	3.74	Date of Analysis:	7/25/12 07:11 AM

Compound	Rpt. Limit (ppbv)	Amount (ppbv)	Rpt. Limit (ug/m3)	Amount (ug/m3)
Freon 12	1.9	0.43 J	9.2	2.1 J
Freon 114	1.9	Not Detected	13	Not Detected
Chloromethane	19	Not Detected	39	Not Detected
Vinyl Chloride	1.9	Not Detected	4.8	Not Detected
1,3-Butadiene	1.9	Not Detected	4.1	Not Detected
Bromomethane	19	Not Detected	73	Not Detected
Chloroethane	7.5	Not Detected	20	Not Detected
Freon 11	1.9	Not Detected	10	Not Detected
Ethanol	7.5	34	14	64
Freon 113	1.9	Not Detected	14	Not Detected
1,1-Dichloroethene	1.9	Not Detected	7.4	Not Detected
Acetone	19	41	44	97
2-Propanol	7.5	21	18	52
Carbon Disulfide	7.5	1.9 J	23	5.9 J
3-Chloropropene	7.5	Not Detected	23	Not Detected
Methylene Chloride	19	~~0.61 J~~ M	65	~~2.1 J~~ M
Methyl tert-butyl ether	1.9	Not Detected	6.7	Not Detected
trans-1,2-Dichloroethene	1.9	Not Detected	7.4	Not Detected
Hexane	1.9	5.8	6.6	21
1,1-Dichloroethane	1.9	Not Detected	7.6	Not Detected
2-Butanone (Methyl Ethyl Ketone)	7.5	9.3	22	28
cis-1,2-Dichloroethene	1.9	Not Detected	7.4	Not Detected
Tetrahydrofuran	1.9	Not Detected	5.5	Not Detected
Chloroform	1.9	0.36 J	9.1	1.8 J
1,1,1-Trichloroethane	1.9	Not Detected	10	Not Detected
Cyclohexane	1.9	3.0	6.4	10
Carbon Tetrachloride	1.9	Not Detected	12	Not Detected
2,2,4-Trimethylpentane	1.9	6.4	8.7	30
Benzene	1.9	14	6.0	44
1,2-Dichloroethane	1.9	Not Detected	7.6	Not Detected
Heptane	1.9	5.9	7.7	24
Trichloroethene	1.9	Not Detected	10	Not Detected
1,2-Dichloropropane	1.9	Not Detected	8.6	Not Detected
1,4-Dioxane	7.5	Not Detected	27	Not Detected
Bromodichloromethane	1.9	Not Detected	12	Not Detected
cis-1,3-Dichloropropene	1.9	Not Detected	8.5	Not Detected
4-Methyl-2-pentanone	1.9	33	7.7	140
Toluene	1.9	18	7.0	67
trans-1,3-Dichloropropene	1.9	Not Detected	8.5	Not Detected
1,1,2-Trichloroethane	1.9	Not Detected	10	Not Detected
Tetrachloroethene	1.9	0.40 J	13	2.7 J
2-Hexanone	7.5	0.94 J	31	3.9 J

eurofins | Air Toxics

Client Sample ID: VMP-43-10-071912

Lab ID#: 1207456A-08A

EPA METHOD TO-15 GC/MS FULL SCAN

File Name:	**3072428**	**Date of Collection:**	**7/19/12 1:30:00 PM**
Dil. Factor:	**3.74**	**Date of Analysis:**	**7/25/12 07:11 AM**

Compound	Rpt. Limit (ppbv)	Amount (ppbv)	Rpt. Limit (ug/m3)	Amount (ug/m3)
Dibromochloromethane	1.9	Not Detected	16	Not Detected
1,2-Dibromoethane (EDB)	1.9	Not Detected	14	Not Detected
Chlorobenzene	1.9	Not Detected	8.6	Not Detected
Ethyl Benzene	1.9	2.1	8.1	9.0
m,p-Xylene	1.9	6.3	8.1	27
o-Xylene	1.9	2.0	8.1	8.5
Styrene	1.9	0.71 J	8.0	3.0 J
Bromoform	1.9	Not Detected	19	Not Detected
Cumene	1.9	6.2	9.2	30
1,1,2,2-Tetrachloroethane	1.9	Not Detected	13	Not Detected
Propylbenzene	1.9	0.34 J	9.2	1.7 J
4-Ethyltoluene	1.9	0.87 J	9.2	4.2 J
1,3,5-Trimethylbenzene	1.9	0.31 J	9.2	1.5 J
1,2,4-Trimethylbenzene	1.9	0.86 J	9.2	4.2 J
1,3-Dichlorobenzene	1.9	Not Detected	11	Not Detected
1,4-Dichlorobenzene	1.9	Not Detected	11	Not Detected
alpha-Chlorotoluene	1.9	Not Detected	9.7	Not Detected
1,2-Dichlorobenzene	1.9	Not Detected	11	Not Detected
1,2,4-Trichlorobenzene	7.5	Not Detected	56	Not Detected
Hexachlorobutadiene	7.5	Not Detected	80	Not Detected
Butane	7.5	45 J	18	110 J
Isopentane	7.5	4.8 J	22	14 J

J = Estimated value.

Container Type: 1 Liter Summa Canister

Surrogates	%Recovery	Method Limits
Toluene-d8	93	70-130
1,2-Dichloroethane-d4	113	70-130
4-Bromofluorobenzene	91	70-130

eurofins | Air Toxics

Client Sample ID: VMP-43-20-071912

Lab ID#: 1207456A-09A

EPA METHOD TO-15 GC/MS FULL SCAN

File Name:	3072525	Date of Collection:	7/19/12 2:30:00 PM
Dil. Factor:	6.89	Date of Analysis:	7/25/12 10:37 PM

Compound	Rpt. Limit (ppbv)	Amount (ppbv)	Rpt. Limit (ug/m3)	Amount (ug/m3)
Freon 12	3.4	0.94 J	17	4.6 J
Freon 114	3.4	Not Detected	24	Not Detected
Chloromethane	34	Not Detected	71	Not Detected
Vinyl Chloride	3.4	Not Detected	8.8	Not Detected
1,3-Butadiene	3.4	Not Detected	7.6	Not Detected
Bromomethane	34	Not Detected	130	Not Detected
Chloroethane	14	Not Detected	36	Not Detected
Freon 11	3.4	Not Detected	19	Not Detected
Ethanol	14	68	26	130
Freon 113	3.4	Not Detected	26	Not Detected
1,1-Dichloroethene	3.4	Not Detected	14	Not Detected
Acetone	34	42	82	100
2-Propanol	14	41	34	100
Carbon Disulfide	14	5.8 J	43	18 J
3-Chloropropene	14	Not Detected	43	Not Detected
Methylene Chloride	34	0.88 J	120	3.0 J
Methyl tert-butyl ether	3.4	Not Detected	12	Not Detected
trans-1,2-Dichloroethene	3.4	Not Detected	14	Not Detected
Hexane	3.4	6.8	12	24
1,1-Dichloroethane	3.4	Not Detected	14	Not Detected
2-Butanone (Methyl Ethyl Ketone)	14	8.1 J	41	24 J
cis-1,2-Dichloroethene	3.4	Not Detected	14	Not Detected
Tetrahydrofuran	3.4	Not Detected	10	Not Detected
Chloroform	3.4	0.64 J	17	3.1 J
1,1,1-Trichloroethane	3.4	Not Detected	19	Not Detected
Cyclohexane	3.4	2.8 J	12	9.7 J
Carbon Tetrachloride	3.4	Not Detected	22	Not Detected
2,2,4-Trimethylpentane	3.4	700	16	3300
Benzene	3.4	24	11	77
1,2-Dichloroethane	3.4	Not Detected	14	Not Detected
Heptane	3.4	1.5 J	14	6.3 J
Trichloroethene	3.4	Not Detected	18	Not Detected
1,2-Dichloropropane	3.4	Not Detected	16	Not Detected
1,4-Dioxane	14	Not Detected	50	Not Detected
Bromodichloromethane	3.4	Not Detected	23	Not Detected
cis-1,3-Dichloropropene	3.4	Not Detected	16	Not Detected
4-Methyl-2-pentanone	3.4	33	14	140
Toluene	3.4	14	13	51
trans-1,3-Dichloropropene	3.4	Not Detected	16	Not Detected
1,1,2-Trichloroethane	3.4	Not Detected	19	Not Detected
Tetrachloroethene	3.4	Not Detected	23	Not Detected
2-Hexanone	14	Not Detected	56	Not Detected

eurofins

Air Toxics

Client Sample ID: VMP-43-20-071912

Lab ID#: 1207456A-09A

EPA METHOD TO-15 GC/MS FULL SCAN

File Name:	3072525	Date of Collection:	7/19/12 2:30:00 PM
Dil. Factor:	6.89	Date of Analysis:	7/25/12 10:37 PM

Compound	Rpt. Limit (ppbv)	Amount (ppbv)	Rpt. Limit (ug/m3)	Amount (ug/m3)
Dibromochloromethane	3.4	Not Detected	29	Not Detected
1,2-Dibromoethane (EDB)	3.4	Not Detected	26	Not Detected
Chlorobenzene	3.4	Not Detected	16	Not Detected
Ethyl Benzene	3.4	1.5 J	15	6.5 J
m,p-Xylene	3.4	4.5	15	19
o-Xylene	3.4	1.4 J	15	6.0 J
Styrene	3.4	0.67 J	15	2.9 J
Bromoform	3.4	Not Detected	36	Not Detected
Cumene	3.4	5.5	17	27
1,1,2,2-Tetrachloroethane	3.4	Not Detected	24	Not Detected
Propylbenzene	3.4	Not Detected	17	Not Detected
4-Ethyltoluene	3.4	Not Detected	17	Not Detected
1,3,5-Trimethylbenzene	3.4	Not Detected	17	Not Detected
1,2,4-Trimethylbenzene	3.4	0.70 J	17	3.4 J
1,3-Dichlorobenzene	3.4	Not Detected	21	Not Detected
1,4-Dichlorobenzene	3.4	Not Detected	21	Not Detected
alpha-Chlorotoluene	3.4	Not Detected	18	Not Detected
1,2-Dichlorobenzene	3.4	Not Detected	21	Not Detected
1,2,4-Trichlorobenzene	14	Not Detected	100	Not Detected
Hexachlorobutadiene	14	Not Detected	150	Not Detected
Butane	14	150 J	33	360 J
Isopentane	14	230	41	690

J = Estimated value.

Container Type: 1 Liter Summa Canister

Surrogates	%Recovery	Method Limits
Toluene-d8	94	70-130
1,2-Dichloroethane-d4	122	70-130
4-Bromofluorobenzene	93	70-130

eurofins | Air Toxics

Client Sample ID: VMP-43-30-071912

Lab ID#: 1207456A-10A

EPA METHOD TO-15 GC/MS FULL SCAN

File Name:	3072520	**Date of Collection:**	7/19/12 3:30:00 PM
Dil. Factor:	1.91	**Date of Analysis:**	7/25/12 07:43 PM

Compound	Rpt. Limit (ppbv)	Amount (ppbv)	Rpt. Limit (ug/m3)	Amount (ug/m3)
Freon 12	0.96	0.60 J	4.7	3.0 J
Freon 114	0.96	Not Detected	6.7	Not Detected
Chloromethane	9.6	~~7.0 J~~ U	20	~~14 J~~ U
Vinyl Chloride	0.96	Not Detected	2.4	Not Detected
1,3-Butadiene	0.96	Not Detected	2.1	Not Detected
Bromomethane	9.6	~~0.24 J~~ U	37	~~0.94 J~~ U
Chloroethane	3.8	Not Detected	10	Not Detected
Freon 11	0.96	0.32 J J	5.4	1.8 J J
Ethanol	3.8	46	7.2	87
Freon 113	0.96	Not Detected	7.3	Not Detected
1,1-Dichloroethene	0.96	Not Detected	3.8	Not Detected
Acetone	9.6	27	23	64
2-Propanol	3.8	27	9.4	66
Carbon Disulfide	3.8	3.6 J	12	11 J
3-Chloropropene	3.8	Not Detected	12	Not Detected
Methylene Chloride	9.6	0.64 J	33	2.2 J
Methyl tert-butyl ether	0.96	Not Detected	3.4	Not Detected
trans-1,2-Dichloroethene	0.96	Not Detected	3.8	Not Detected
Hexane	0.96	4.2	3.4	15
1,1-Dichloroethane	0.96	Not Detected	3.9	Not Detected
2-Butanone (Methyl Ethyl Ketone)	3.8	5.8	11	17
cis-1,2-Dichloroethene	0.96	Not Detected	3.8	Not Detected
Tetrahydrofuran	0.96	Not Detected	2.8	Not Detected
Chloroform	0.96	0.35 J	4.7	1.7 J
1,1,1-Trichloroethane	0.96	Not Detected	5.2	Not Detected
Cyclohexane	0.96	1.5	3.3	5.2
Carbon Tetrachloride	0.96	Not Detected	6.0	Not Detected
2,2,4-Trimethylpentane	0.96	40	4.5	180
Benzene	0.96	20	3.0	63
1,2-Dichloroethane	0.96	Not Detected	3.9	Not Detected
Heptane	0.96	3.1	3.9	13
Trichloroethene	0.96	0.21 J	5.1	1.1 J
1,2-Dichloropropane	0.96	Not Detected	4.4	Not Detected
1,4-Dioxane	3.8	Not Detected	14	Not Detected
Bromodichloromethane	0.96	Not Detected	6.4	Not Detected
cis-1,3-Dichloropropene	0.96	Not Detected	4.3	Not Detected
4-Methyl-2-pentanone	0.96	21	3.9	87
Toluene	0.96	10	3.6	40
trans-1,3-Dichloropropene	0.96	Not Detected	4.3	Not Detected
1,1,2-Trichloroethane	0.96	Not Detected	5.2	Not Detected
Tetrachloroethene	0.96	0.34 J	6.5	2.3 J
2-Hexanone	3.8	0.88 J	16	3.6 J

eurofins | Air Toxics

Client Sample ID: VMP-43-30-071912

Lab ID#: 1207456A-10A

EPA METHOD TO-15 GC/MS FULL SCAN

File Name:	3072520	**Date of Collection:**	7/19/12 3:30:00 PM
Dil. Factor:	1.91	**Date of Analysis:**	7/25/12 07:43 PM

Compound	Rpt. Limit (ppbv)	Amount (ppbv)	Rpt. Limit (ug/m3)	Amount (ug/m3)
Dibromochloromethane	0.96	Not Detected	8.1	Not Detected
1,2-Dibromoethane (EDB)	0.96	Not Detected	7.3	Not Detected
Chlorobenzene	0.96	Not Detected	4.4	Not Detected
Ethyl Benzene	0.96	1.7	4.1	7.5
m,p-Xylene	0.96	4.4	4.1	19
o-Xylene	0.96	1.6	4.1	7.0
Styrene	0.96	0.48 J	4.1	2.0 J
Bromoform	0.96	Not Detected	9.9	Not Detected
Cumene	0.96	3.2	4.7	16
1,1,2,2-Tetrachloroethane	0.96	Not Detected	6.6	Not Detected
Propylbenzene	0.96	0.33 J	4.7	1.6 J
4-Ethyltoluene	0.96	1.0	4.7	5.2
1,3,5-Trimethylbenzene	0.96	0.29 J	4.7	1.4 J
1,2,4-Trimethylbenzene	0.96	0.93 J	4.7	4.6 J
1,3-Dichlorobenzene	0.96	Not Detected	5.7	Not Detected
1,4-Dichlorobenzene	0.96	0.18 J	5.7	1.1 J
alpha-Chlorotoluene	0.96	Not Detected	4.9	Not Detected
1,2-Dichlorobenzene	0.96	Not Detected	5.7	Not Detected
1,2,4-Trichlorobenzene	3.8	Not Detected	28	Not Detected
Hexachlorobutadiene	3.8	Not Detected	41	Not Detected
Butane	3.8	30 J	9.1	72 J
Isopentane	3.8	6.8	11	20

J = Estimated value.

Container Type: 1 Liter Summa Canister

Surrogates	%Recovery	Method Limits
Toluene-d8	94	70-130
1,2-Dichloroethane-d4	113	70-130
4-Bromofluorobenzene	93	70-130

eurofins

Air Toxics

Client Sample ID: VMP-43-30-071912 Lab Duplicate

Lab ID#: 1207456A-10AA

EPA METHOD TO-15 GC/MS FULL SCAN

File Name:	**j073112**	**Date of Collection: 7/19/12 3:30:00 PM**	
Dil. Factor:	**2.42**	**Date of Analysis: 7/31/12 03:06 PM**	

Compound	Rpt. Limit (ppbv)	Amount (ppbv)	Rpt. Limit (ug/m3)	Amount (ug/m3)
Freon 12	1.2	0.46 J	6.0	2.3 J
Freon 114	1.2	Not Detected	8.4	Not Detected
Chloromethane	12	9.8 J	25	20 J
Vinyl Chloride	1.2	Not Detected	3.1	Not Detected
1,3-Butadiene	1.2	Not Detected	2.7	Not Detected
Bromomethane	12	Not Detected	47	Not Detected
Chloroethane	4.8	Not Detected	13	Not Detected
Freon 11	1.2	0.24 J	6.8	1.4 J
Ethanol	4.8	43	9.1	81
Freon 113	1.2	Not Detected	9.3	Not Detected
1,1-Dichloroethene	1.2	Not Detected	4.8	Not Detected
Acetone	12	32	29	75
2-Propanol	4.8	23	12	58
Carbon Disulfide	4.8	4.9 J	15	15 J
3-Chloropropene	4.8	Not Detected	15	Not Detected
Methylene Chloride	12	0.71 J	42	2.5 J
Methyl tert-butyl ether	1.2	Not Detected	4.4	Not Detected
trans-1,2-Dichloroethene	1.2	0.30 J	4.8	1.2 J
Hexane	1.2	3.6	4.3	13
1,1-Dichloroethane	1.2	Not Detected	4.9	Not Detected
2-Butanone (Methyl Ethyl Ketone)	4.8	6.3	14	18
cis-1,2-Dichloroethene	1.2	Not Detected	4.8	Not Detected
Tetrahydrofuran	1.2	1.1 J	3.6	3.2 J
Chloroform	1.2	0.38 J	5.9	1.9 J
1,1,1-Trichloroethane	1.2	Not Detected	6.6	Not Detected
Cyclohexane	1.2	1.4	4.2	4.9
Carbon Tetrachloride	1.2	Not Detected	7.6	Not Detected
2,2,4-Trimethylpentane	1.2	40	5.6	190
Benzene	1.2	22	3.9	69
1,2-Dichloroethane	1.2	Not Detected	4.9	Not Detected
Heptane	1.2	2.9	5.0	12
Trichloroethene	1.2	1.4	6.5	7.3
1,2-Dichloropropane	1.2	Not Detected	5.6	Not Detected
1,4-Dioxane	4.8	Not Detected	17	Not Detected
Bromodichloromethane	1.2	Not Detected	8.1	Not Detected
cis-1,3-Dichloropropene	1.2	Not Detected	5.5	Not Detected
4-Methyl-2-pentanone	1.2	23	5.0	96
Toluene	1.2	12	4.6	47
trans-1,3-Dichloropropene	1.2	Not Detected	5.5	Not Detected
1,1,2-Trichloroethane	1.2	Not Detected	6.6	Not Detected
Tetrachloroethene	1.2	0.40 J	8.2	2.7 J
2-Hexanone	4.8	Not Detected	20	Not Detected

eurofins | Air Toxics

Client Sample ID: VMP-43-30-071912 Lab Duplicate
Lab ID#: 1207456A-10AA
EPA METHOD TO-15 GC/MS FULL SCAN

File Name:	**j073112**	**Date of Collection:**	**7/19/12 3:30:00 PM**
Dil. Factor:	**2.42**	**Date of Analysis:**	**7/31/12 03:06 PM**

Compound	Rpt. Limit (ppbv)	Amount (ppbv)	Rpt. Limit (ug/m3)	Amount (ug/m3)
Dibromochloromethane	1.2	Not Detected	10	Not Detected
1,2-Dibromoethane (EDB)	1.2	Not Detected	9.3	Not Detected
Chlorobenzene	1.2	~~1.5~~ U	5.6	~~6.8~~ U
Ethyl Benzene	1.2	1.9	5.2	8.2
m,p-Xylene	1.2	5.2	5.2	23
o-Xylene	1.2	2.1	5.2	9.2
Styrene	1.2	0.69 J	5.2	2.9 J
Bromoform	1.2	Not Detected	12	Not Detected
Cumene	1.2	4.1	5.9	20
1,1,2,2-Tetrachloroethane	1.2	Not Detected	8.3	Not Detected
Propylbenzene	1.2	0.43 J	5.9	2.1 J
4-Ethyltoluene	1.2	1.4	5.9	6.8
1,3,5-Trimethylbenzene	1.2	0.45 J	5.9	2.2 J
1,2,4-Trimethylbenzene	1.2	1.5	5.9	7.2
1,3-Dichlorobenzene	1.2	~~0.37 J~~ U	7.3	~~2.2 J~~ U
1,4-Dichlorobenzene	1.2	~~0.48 J~~ U	7.3	~~2.9 J~~ U
alpha-Chlorotoluene	1.2	Not Detected	6.3	Not Detected
1,2-Dichlorobenzene	1.2	~~0.22 J~~ U	7.3	~~1.3 J~~ U
1,2,4-Trichlorobenzene	4.8	Not Detected	36	Not Detected
Hexachlorobutadiene	4.8	Not Detected	52	Not Detected
Butane	4.8	30	12	72
Isopentane	4.8	6.3	14	18

J = Estimated value.

Container Type: 1 Liter Summa Canister

Surrogates	%Recovery	Method Limits
Toluene-d8	100	70-130
1,2-Dichloroethane-d4	108	70-130
4-Bromofluorobenzene	103	70-130

eurofins | Air Toxics

Client Sample ID: VMP-45-10-071912
Lab ID#: 1207456A-11A
EPA METHOD TO-15 GC/MS FULL SCAN

File Name:	3072521	Date of Collection:	7/19/12 10:29:00 AM
Dil. Factor:	1.87	Date of Analysis:	7/25/12 08:33 PM

Compound	Rpt. Limit (ppbv)	Amount (ppbv)	Rpt. Limit (ug/m3)	Amount (ug/m3)
Freon 12	0.94	0.53 J	4.6	2.6 J
Freon 114	0.94	Not Detected	6.5	Not Detected
Chloromethane	9.4	~~1.5 J~~	19	~~3.1 J~~
Vinyl Chloride	0.94	Not Detected	2.4	Not Detected
1,3-Butadiene	0.94	Not Detected	2.1	Not Detected
Bromomethane	9.4	Not Detected	36	Not Detected
Chloroethane	3.7	Not Detected	9.9	Not Detected
Freon 11	0.94	0.30 J	5.2	1.7 J
Ethanol	3.7	22	7.0	42
Freon 113	0.94	Not Detected	7.2	Not Detected
1,1-Dichloroethene	0.94	Not Detected	3.7	Not Detected
Acetone	9.4	20	22	47
2-Propanol	3.7	19	9.2	48
Carbon Disulfide	3.7	1.8 J	12	5.5 J
3-Chloropropene	3.7	Not Detected	12	Not Detected
Methylene Chloride	9.4	~~0.35 J~~	32	~~1.2 J~~
Methyl tert-butyl ether	0.94	Not Detected	3.4	Not Detected
trans-1,2-Dichloroethene	0.94	Not Detected	3.7	Not Detected
Hexane	0.94	0.30 J	3.3	1.0 J
1,1-Dichloroethane	0.94	Not Detected	3.8	Not Detected
2-Butanone (Methyl Ethyl Ketone)	3.7	14	11	42
cis-1,2-Dichloroethene	0.94	Not Detected	3.7	Not Detected
Tetrahydrofuran	0.94	1.8	2.8	5.3
Chloroform	0.94	0.45 J	4.6	2.2 J
1,1,1-Trichloroethane	0.94	Not Detected	5.1	Not Detected
Cyclohexane	0.94	0.53 J	3.2	1.8 J
Carbon Tetrachloride	0.94	Not Detected	5.9	Not Detected
2,2,4-Trimethylpentane	0.94	~~0.44 J~~	4.4	~~2.0 J~~
Benzene	0.94	1.6	3.0	5.0
1,2-Dichloroethane	0.94	Not Detected	3.8	Not Detected
Heptane	0.94	3.3	3.8	13
Trichloroethene	0.94	Not Detected	5.0	Not Detected
1,2-Dichloropropane	0.94	Not Detected	4.3	Not Detected
1,4-Dioxane	3.7	0.94 J	13	3.4 J
Bromodichloromethane	0.94	Not Detected	6.3	Not Detected
cis-1,3-Dichloropropene	0.94	Not Detected	4.2	Not Detected
4-Methyl-2-pentanone	0.94	61	3.8	250
Toluene	0.94	34	3.5	130
trans-1,3-Dichloropropene	0.94	Not Detected	4.2	Not Detected
1,1,2-Trichloroethane	0.94	Not Detected	5.1	Not Detected
Tetrachloroethene	0.94	0.46 J	6.3	3.1 J
2-Hexanone	3.7	0.77 J	15	3.2 J

eurofins | Air Toxics

Client Sample ID: VMP-45-10-071912

Lab ID#: 1207456A-11A

EPA METHOD TO-15 GC/MS FULL SCAN

File Name:	**3072521**	**Date of Collection: 7/19/12 10:29:00 AM**	
Dil. Factor:	**1.87**	**Date of Analysis: 7/25/12 08:33 PM**	

Compound	Rpt. Limit (ppbv)	Amount (ppbv)	Rpt. Limit (ug/m3)	Amount (ug/m3)
Dibromochloromethane	0.94	Not Detected	8.0	Not Detected
1,2-Dibromoethane (EDB)	0.94	Not Detected	7.2	Not Detected
Chlorobenzene	0.94	Not Detected	4.3	Not Detected
Ethyl Benzene	0.94	1.3	4.0	5.5
m,p-Xylene	0.94	3.4	4.1	14
o-Xylene	0.94	0.80 J	4.1	3.5 J
Styrene	0.94	0.67 J	4.0	2.8 J
Bromoform	0.94	Not Detected	9.7	Not Detected
Cumene	0.94	8.9	4.6	44
1,1,2,2-Tetrachloroethane	0.94	Not Detected	6.4	Not Detected
Propylbenzene	0.94	0.14 J	4.6	0.71 J
4-Ethyltoluene	0.94	0.38 J	4.6	1.9 J
1,3,5-Trimethylbenzene	0.94	0.12 J	4.6	0.57 J
1,2,4-Trimethylbenzene	0.94	0.34 J	4.6	1.7 J
1,3-Dichlorobenzene	0.94	Not Detected	5.6	Not Detected
1,4-Dichlorobenzene	0.94	Not Detected	5.6	Not Detected
alpha-Chlorotoluene	0.94	Not Detected	4.8	Not Detected
1,2-Dichlorobenzene	0.94	Not Detected	5.6	Not Detected
1,2,4-Trichlorobenzene	3.7	Not Detected	28	Not Detected
Hexachlorobutadiene	3.7	Not Detected	40	Not Detected
Butane	3.7	Not Detected J	8.9	Not Detected J
Isopentane	3.7	0.67 J	11	2.0 J

J = Estimated value.

Container Type: 1 Liter Summa Canister

Surrogates	%Recovery	Method Limits
Toluene-d8	92	70-130
1,2-Dichloroethane-d4	112	70-130
4-Bromofluorobenzene	96	70-130

eurofins | Air Toxics

Client Sample ID: VMP-45-20-071912

Lab ID#: 1207456A-12A

EPA METHOD TO-15 GC/MS FULL SCAN

File Name:	**3072524**	**Date of Collection:**	**7/19/12 12:01:00 PM**
Dil. Factor:	**35.6**	**Date of Analysis:**	**7/25/12 10:07 PM**

Compound	Rpt. Limit (ppbv)	Amount (ppbv)	Rpt. Limit (ug/m3)	Amount (ug/m3)
Freon 12	18	Not Detected	88	Not Detected
Freon 114	18	Not Detected	120	Not Detected
Chloromethane	180	Not Detected	370	Not Detected
Vinyl Chloride	18	Not Detected	46	Not Detected
1,3-Butadiene	18	Not Detected	39	Not Detected
Bromomethane	180	Not Detected	690	Not Detected
Chloroethane	71	Not Detected	190	Not Detected
Freon 11	18	Not Detected	100	Not Detected
Ethanol	71	210	130	400
Freon 113	18	Not Detected	140	Not Detected
1,1-Dichloroethene	18	Not Detected	70	Not Detected
Acetone	180	200	420	470
2-Propanol	71	39 J	170	96 J
Carbon Disulfide	71	85	220	260
3-Chloropropene	71	Not Detected	220	Not Detected
Methylene Chloride	180	170 J	620	600 J
Methyl tert-butyl ether	18	Not Detected	64	Not Detected
trans-1,2-Dichloroethene	18	Not Detected	70	Not Detected
Hexane	18	17 J	63	60 J
1,1-Dichloroethane	18	Not Detected	72	Not Detected
2-Butanone (Methyl Ethyl Ketone)	71	11 J	210	32 J
cis-1,2-Dichloroethene	18	Not Detected	70	Not Detected
Tetrahydrofuran	18	Not Detected	52	Not Detected
Chloroform	18	2.8 J	87	13 J
1,1,1-Trichloroethane	18	Not Detected	97	Not Detected
Cyclohexane	18	63	61	220
Carbon Tetrachloride	18	Not Detected	110	Not Detected
2,2,4-Trimethylpentane	18	4900	83	23000
Benzene	18	5.8 J	57	18 J
1,2-Dichloroethane	18	Not Detected	72	Not Detected
Heptane	18	18	73	74
Trichloroethene	18	Not Detected	96	Not Detected
1,2-Dichloropropane	18	Not Detected	82	Not Detected
1,4-Dioxane	71	Not Detected	260	Not Detected
Bromodichloromethane	18	Not Detected	120	Not Detected
cis-1,3-Dichloropropene	18	Not Detected	81	Not Detected
4-Methyl-2-pentanone	18	Not Detected	73	Not Detected
Toluene	18	67	67	250
trans-1,3-Dichloropropene	18	Not Detected	81	Not Detected
1,1,2-Trichloroethane	18	Not Detected	97	Not Detected
Tetrachloroethene	18	Not Detected	120	Not Detected
2-Hexanone	71	Not Detected	290	Not Detected

eurofins | Air Toxics

Client Sample ID: VMP-45-20-071912

Lab ID#: 1207456A-12A

EPA METHOD TO-15 GC/MS FULL SCAN

File Name:	3072524	Date of Collection:	7/19/12 12:01:00 PM
Dil. Factor:	35.6	Date of Analysis:	7/25/12 10:07 PM

Compound	Rpt. Limit (ppbv)	Amount (ppbv)	Rpt. Limit (ug/m3)	Amount (ug/m3)
Dibromochloromethane	18	Not Detected	150	Not Detected
1,2-Dibromoethane (EDB)	18	Not Detected	140	Not Detected
Chlorobenzene	18	Not Detected	82	Not Detected
Ethyl Benzene	18	5.1 J	77	22 J
m,p-Xylene	18	15 J	77	65 J
o-Xylene	18	3.4 J	77	15 J
Styrene	18	6.1 J	76	26 J
Bromoform	18	Not Detected	180	Not Detected
Cumene	18	5.7 J	88	28 J
1,1,2,2-Tetrachloroethane	18	Not Detected	120	Not Detected
Propylbenzene	18	Not Detected	88	Not Detected
4-Ethyltoluene	18	Not Detected	88	Not Detected
1,3,5-Trimethylbenzene	18	Not Detected	88	Not Detected
1,2,4-Trimethylbenzene	18	Not Detected	88	Not Detected
1,3-Dichlorobenzene	18	Not Detected	110	Not Detected
1,4-Dichlorobenzene	18	Not Detected	110	Not Detected
alpha-Chlorotoluene	18	Not Detected	92	Not Detected
1,2-Dichlorobenzene	18	Not Detected	110	Not Detected
1,2,4-Trichlorobenzene	71	Not Detected	530	Not Detected
Hexachlorobutadiene	71	Not Detected	760	Not Detected
Butane	71	87 J	170	210 J
Isopentane	71	330	210	980

J = Estimated value.

Container Type: 1 Liter Summa Canister

Surrogates	%Recovery	Method Limits
Toluene-d8	92	70-130
1,2-Dichloroethane-d4	122	70-130
4-Bromofluorobenzene	111	70-130

eurofins | Air Toxics

Client Sample ID: Lab Blank

Lab ID#: 1207456A-13A

EPA METHOD TO-15 GC/MS FULL SCAN

File Name:	3072407a	Date of Collection: NA	
Dil. Factor:	1.00	Date of Analysis: 7/24/12 11:01 AM	

Compound	Rpt. Limit (ppbv)	Amount (ppbv)	Rpt. Limit (ug/m3)	Amount (ug/m3)
Freon 12	0.50	Not Detected	2.5	Not Detected
Freon 114	0.50	Not Detected	3.5	Not Detected
Chloromethane	5.0	0.85 J	10	1.8 J
Vinyl Chloride	0.50	Not Detected	1.3	Not Detected
1,3-Butadiene	0.50	Not Detected	1.1	Not Detected
Bromomethane	5.0	0.17 J	19	0.65 J
Chloroethane	2.0	Not Detected	5.3	Not Detected
Freon 11	0.50	Not Detected	2.8	Not Detected
Ethanol	2.0	Not Detected	3.8	Not Detected
Freon 113	0.50	Not Detected	3.8	Not Detected
1,1-Dichloroethene	0.50	Not Detected	2.0	Not Detected
Acetone	5.0	Not Detected	12	Not Detected
2-Propanol	2.0	Not Detected	4.9	Not Detected
Carbon Disulfide	2.0	Not Detected	6.2	Not Detected
3-Chloropropene	2.0	Not Detected	6.3	Not Detected
Methylene Chloride	5.0	0.16 J	17	0.55 J
Methyl tert-butyl ether	0.50	Not Detected	1.8	Not Detected
trans-1,2-Dichloroethene	0.50	Not Detected	2.0	Not Detected
Hexane	0.50	Not Detected	1.8	Not Detected
1,1-Dichloroethane	0.50	Not Detected	2.0	Not Detected
2-Butanone (Methyl Ethyl Ketone)	2.0	Not Detected	5.9	Not Detected
cis-1,2-Dichloroethene	0.50	Not Detected	2.0	Not Detected
Tetrahydrofuran	0.50	Not Detected	1.5	Not Detected
Chloroform	0.50	Not Detected	2.4	Not Detected
1,1,1-Trichloroethane	0.50	Not Detected	2.7	Not Detected
Cyclohexane	0.50	Not Detected	1.7	Not Detected
Carbon Tetrachloride	0.50	Not Detected	3.1	Not Detected
2,2,4-Trimethylpentane	0.50	Not Detected	2.3	Not Detected
Benzene	0.50	Not Detected	1.6	Not Detected
1,2-Dichloroethane	0.50	Not Detected	2.0	Not Detected
Heptane	0.50	Not Detected	2.0	Not Detected
Trichloroethene	0.50	Not Detected	2.7	Not Detected
1,2-Dichloropropane	0.50	Not Detected	2.3	Not Detected
1,4-Dioxane	2.0	Not Detected	7.2	Not Detected
Bromodichloromethane	0.50	Not Detected	3.4	Not Detected
cis-1,3-Dichloropropene	0.50	Not Detected	2.3	Not Detected
4-Methyl-2-pentanone	0.50	Not Detected	2.0	Not Detected
Toluene	0.50	Not Detected	1.9	Not Detected
trans-1,3-Dichloropropene	0.50	0.12 J	2.3	0.56 J
1,1,2-Trichloroethane	0.50	Not Detected	2.7	Not Detected
Tetrachloroethene	0.50	Not Detected	3.4	Not Detected
2-Hexanone	2.0	Not Detected	8.2	Not Detected

eurofins

Air Toxics

Client Sample ID: Lab Blank

Lab ID#: 1207456A-13A

EPA METHOD TO-15 GC/MS FULL SCAN

File Name:	**3072407a**	**Date of Collection: NA**	
Dil. Factor:	**1.00**	**Date of Analysis: 7/24/12 11:01 AM**	

Compound	Rpt. Limit (ppbv)	Amount (ppbv)	Rpt. Limit (ug/m3)	Amount (ug/m3)
Dibromochloromethane	0.50	Not Detected	4.2	Not Detected
1,2-Dibromoethane (EDB)	0.50	0.14 J	3.8	1.1 J
Chlorobenzene	0.50	Not Detected	2.3	Not Detected
Ethyl Benzene	0.50	Not Detected	2.2	Not Detected
m,p-Xylene	0.50	Not Detected	2.2	Not Detected
o-Xylene	0.50	0.054 J	2.2	0.23 J
Styrene	0.50	Not Detected	2.1	Not Detected
Bromoform	0.50	Not Detected	5.2	Not Detected
Cumene	0.50	0.082 J	2.4	0.40 J
1,1,2,2-Tetrachloroethane	0.50	Not Detected	3.4	Not Detected
Propylbenzene	0.50	0.096 J	2.4	0.47 J
4-Ethyltoluene	0.50	Not Detected	2.4	Not Detected
1,3,5-Trimethylbenzene	0.50	0.072 J	2.4	0.35 J
1,2,4-Trimethylbenzene	0.50	Not Detected	2.4	Not Detected
1,3-Dichlorobenzene	0.50	0.16 J	3.0	0.96 J
1,4-Dichlorobenzene	0.50	0.23 J	3.0	1.4 J
alpha-Chlorotoluene	0.50	Not Detected	2.6	Not Detected
1,2-Dichlorobenzene	0.50	0.15 J	3.0	0.90 J
1,2,4-Trichlorobenzene	2.0	0.45 J	15	3.4 J
Hexachlorobutadiene	2.0	Not Detected	21	Not Detected
Butane	2.0	Not Detected J	4.8	Not Detected J
Isopentane	2.0	Not Detected	5.9	Not Detected

J = Estimated value.

Container Type: NA - Not Applicable

Surrogates	%Recovery	Method Limits
Toluene-d8	89	70-130
1,2-Dichloroethane-d4	112	70-130
4-Bromofluorobenzene	85	70-130

eurofins | Air Toxics

Client Sample ID: Lab Blank
Lab ID#: 1207456A-13B
EPA METHOD TO-15 GC/MS FULL SCAN

File Name:	3072508a	Date of Collection: NA	
Dil. Factor:	1.00	Date of Analysis: 7/25/12 11:47 AM	

Compound	Rpt. Limit (ppbv)	Amount (ppbv)	Rpt. Limit (ug/m3)	Amount (ug/m3)
Freon 12	0.50	Not Detected	2.5	Not Detected
Freon 114	0.50	Not Detected	3.5	Not Detected
Chloromethane	5.0	1.4 J	10	2.8 J
Vinyl Chloride	0.50	Not Detected	1.3	Not Detected
1,3-Butadiene	0.50	Not Detected	1.1	Not Detected
Bromomethane	5.0	0.14 J	19	0.53 J
Chloroethane	2.0	Not Detected	5.3	Not Detected
Freon 11	0.50	Not Detected	2.8	Not Detected
Ethanol	2.0	Not Detected	3.8	Not Detected
Freon 113	0.50	Not Detected	3.8	Not Detected
1,1-Dichloroethene	0.50	Not Detected	2.0	Not Detected
Acetone	5.0	Not Detected	12	Not Detected
2-Propanol	2.0	Not Detected	4.9	Not Detected
Carbon Disulfide	2.0	Not Detected	6.2	Not Detected
3-Chloropropene	2.0	Not Detected	6.3	Not Detected
Methylene Chloride	5.0	0.12 J	17	0.43 J
Methyl tert-butyl ether	0.50	Not Detected	1.8	Not Detected
trans-1,2-Dichloroethene	0.50	Not Detected	2.0	Not Detected
Hexane	0.50	Not Detected	1.8	Not Detected
1,1-Dichloroethane	0.50	Not Detected	2.0	Not Detected
2-Butanone (Methyl Ethyl Ketone)	2.0	Not Detected	5.9	Not Detected
cis-1,2-Dichloroethene	0.50	Not Detected	2.0	Not Detected
Tetrahydrofuran	0.50	Not Detected	1.5	Not Detected
Chloroform	0.50	Not Detected	2.4	Not Detected
1,1,1-Trichloroethane	0.50	Not Detected	2.7	Not Detected
Cyclohexane	0.50	Not Detected	1.7	Not Detected
Carbon Tetrachloride	0.50	Not Detected	3.1	Not Detected
2,2,4-Trimethylpentane	0.50	0.34 J	2.3	1.6 J
Benzene	0.50	Not Detected	1.6	Not Detected
1,2-Dichloroethane	0.50	Not Detected	2.0	Not Detected
Heptane	0.50	Not Detected	2.0	Not Detected
Trichloroethene	0.50	Not Detected	2.7	Not Detected
1,2-Dichloropropane	0.50	Not Detected	2.3	Not Detected
1,4-Dioxane	2.0	Not Detected	7.2	Not Detected
Bromodichloromethane	0.50	Not Detected	3.4	Not Detected
cis-1,3-Dichloropropene	0.50	Not Detected	2.3	Not Detected
4-Methyl-2-pentanone	0.50	Not Detected	2.0	Not Detected
Toluene	0.50	Not Detected	1.9	Not Detected
trans-1,3-Dichloropropene	0.50	Not Detected	2.3	Not Detected
1,1,2-Trichloroethane	0.50	Not Detected	2.7	Not Detected
Tetrachloroethene	0.50	Not Detected	3.4	Not Detected
2-Hexanone	2.0	Not Detected	8.2	Not Detected

eurofins | Air Toxics

Client Sample ID: Lab Blank

Lab ID#: 1207456A-13B

EPA METHOD TO-15 GC/MS FULL SCAN

File Name:	**3072508a**	**Date of Collection: NA**	
Dil. Factor:	**1.00**	**Date of Analysis: 7/25/12 11:47 AM**	

Compound	Rpt. Limit (ppbv)	Amount (ppbv)	Rpt. Limit (ug/m3)	Amount (ug/m3)
Dibromochloromethane	0.50	Not Detected	4.2	Not Detected
1,2-Dibromoethane (EDB)	0.50	0.079 J	3.8	0.61 J
Chlorobenzene	0.50	Not Detected	2.3	Not Detected
Ethyl Benzene	0.50	Not Detected	2.2	Not Detected
m,p-Xylene	0.50	Not Detected	2.2	Not Detected
o-Xylene	0.50	Not Detected	2.2	Not Detected
Styrene	0.50	Not Detected	2.1	Not Detected
Bromoform	0.50	Not Detected	5.2	Not Detected
Cumene	0.50	Not Detected	2.4	Not Detected
1,1,2,2-Tetrachloroethane	0.50	Not Detected	3.4	Not Detected
Propylbenzene	0.50	Not Detected	2.4	Not Detected
4-Ethyltoluene	0.50	Not Detected	2.4	Not Detected
1,3,5-Trimethylbenzene	0.50	Not Detected	2.4	Not Detected
1,2,4-Trimethylbenzene	0.50	Not Detected	2.4	Not Detected
1,3-Dichlorobenzene	0.50	Not Detected	3.0	Not Detected
1,4-Dichlorobenzene	0.50	Not Detected	3.0	Not Detected
alpha-Chlorotoluene	0.50	Not Detected	2.6	Not Detected
1,2-Dichlorobenzene	0.50	Not Detected	3.0	Not Detected
1,2,4-Trichlorobenzene	2.0	Not Detected	15	Not Detected
Hexachlorobutadiene	2.0	Not Detected	21	Not Detected
Butane	2.0	Not Detected J	4.8	Not Detected J
Isopentane	2.0	Not Detected	5.9	Not Detected

J = Estimated value.

Container Type: NA - Not Applicable

Surrogates	%Recovery	Method Limits
Toluene-d8	92	70-130
1,2-Dichloroethane-d4	110	70-130
4-Bromofluorobenzene	86	70-130

eurofins | Air Toxics

Client Sample ID: Lab Blank
Lab ID#: 1207456A-13C
EPA METHOD TO-15 GC/MS FULL SCAN

File Name:	j073108c	Date of Collection: NA	
Dil. Factor:	1.00	Date of Analysis: 7/31/12 12:49 PM	

Compound	Rpt. Limit (ppbv)	Amount (ppbv)	Rpt. Limit (ug/m3)	Amount (ug/m3)
Freon 12	0.50	Not Detected	2.5	Not Detected
Freon 114	0.50	Not Detected	3.5	Not Detected
Chloromethane	5.0	Not Detected	10	Not Detected
Vinyl Chloride	0.50	Not Detected	1.3	Not Detected
1,3-Butadiene	0.50	Not Detected	1.1	Not Detected
Bromomethane	5.0	Not Detected	19	Not Detected
Chloroethane	2.0	Not Detected	5.3	Not Detected
Freon 11	0.50	Not Detected	2.8	Not Detected
Ethanol	2.0	Not Detected	3.8	Not Detected
Freon 113	0.50	Not Detected	3.8	Not Detected
1,1-Dichloroethene	0.50	Not Detected	2.0	Not Detected
Acetone	5.0	Not Detected	12	Not Detected
2-Propanol	2.0	Not Detected	4.9	Not Detected
Carbon Disulfide	2.0	0.34 J	6.2	1.0 J
3-Chloropropene	2.0	Not Detected	6.3	Not Detected
Methylene Chloride	5.0	0.14 J	17	0.49 J
Methyl tert-butyl ether	0.50	Not Detected	1.8	Not Detected
trans-1,2-Dichloroethene	0.50	Not Detected	2.0	Not Detected
Hexane	0.50	Not Detected	1.8	Not Detected
1,1-Dichloroethane	0.50	Not Detected	2.0	Not Detected
2-Butanone (Methyl Ethyl Ketone)	2.0	Not Detected	5.9	Not Detected
cis-1,2-Dichloroethene	0.50	Not Detected	2.0	Not Detected
Tetrahydrofuran	0.50	Not Detected	1.5	Not Detected
Chloroform	0.50	Not Detected	2.4	Not Detected
1,1,1-Trichloroethane	0.50	0.049 J	2.7	0.27 J
Cyclohexane	0.50	Not Detected	1.7	Not Detected
Carbon Tetrachloride	0.50	Not Detected	3.1	Not Detected
2,2,4-Trimethylpentane	0.50	Not Detected	2.3	Not Detected
Benzene	0.50	Not Detected	1.6	Not Detected
1,2-Dichloroethane	0.50	Not Detected	2.0	Not Detected
Heptane	0.50	Not Detected	2.0	Not Detected
Trichloroethene	0.50	0.13 J	2.7	0.69 J
1,2-Dichloropropane	0.50	Not Detected	2.3	Not Detected
1,4-Dioxane	2.0	Not Detected	7.2	Not Detected
Bromodichloromethane	0.50	Not Detected	3.4	Not Detected
cis-1,3-Dichloropropene	0.50	0.062 J	2.3	0.28 J
4-Methyl-2-pentanone	0.50	Not Detected	2.0	Not Detected
Toluene	0.50	0.088 J	1.9	0.33 J
trans-1,3-Dichloropropene	0.50	Not Detected	2.3	Not Detected
1,1,2-Trichloroethane	0.50	Not Detected	2.7	Not Detected
Tetrachloroethene	0.50	Not Detected	3.4	Not Detected
2-Hexanone	2.0	Not Detected	8.2	Not Detected

eurofins | Air Toxics

Client Sample ID: Lab Blank
Lab ID#: 1207456A-13C
EPA METHOD TO-15 GC/MS FULL SCAN

File Name:	**j073108c**	**Date of Collection: NA**	
Dil. Factor:	**1.00**	**Date of Analysis: 7/31/12 12:49 PM**	

Compound	Rpt. Limit (ppbv)	Amount (ppbv)	Rpt. Limit (ug/m3)	Amount (ug/m3)
Dibromochloromethane	0.50	Not Detected	4.2	Not Detected
1,2-Dibromoethane (EDB)	0.50	Not Detected	3.8	Not Detected
Chlorobenzene	0.50	0.41 J	2.3	1.9 J
Ethyl Benzene	0.50	Not Detected	2.2	Not Detected
m,p-Xylene	0.50	0.098 J	2.2	0.42 J
o-Xylene	0.50	Not Detected	2.2	Not Detected
Styrene	0.50	Not Detected	2.1	Not Detected
Bromoform	0.50	Not Detected	5.2	Not Detected
Cumene	0.50	Not Detected	2.4	Not Detected
1,1,2,2-Tetrachloroethane	0.50	0.11 J	3.4	0.75 J
Propylbenzene	0.50	0.079 J	2.4	0.39 J
4-Ethyltoluene	0.50	Not Detected	2.4	Not Detected
1,3,5-Trimethylbenzene	0.50	Not Detected	2.4	Not Detected
1,2,4-Trimethylbenzene	0.50	Not Detected	2.4	Not Detected
1,3-Dichlorobenzene	0.50	0.14 J	3.0	0.85 J
1,4-Dichlorobenzene	0.50	0.16 J	3.0	0.96 J
alpha-Chlorotoluene	0.50	0.094 J	2.6	0.49 J
1,2-Dichlorobenzene	0.50	0.13 J	3.0	0.80 J
1,2,4-Trichlorobenzene	2.0	Not Detected	15	Not Detected
Hexachlorobutadiene	2.0	Not Detected	21	Not Detected
Butane	2.0	Not Detected	4.8	Not Detected
Isopentane	2.0	Not Detected	5.9	Not Detected

J = Estimated value.

Container Type: NA - Not Applicable

Surrogates	%Recovery	Method Limits
Toluene-d8	94	70-130
1,2-Dichloroethane-d4	110	70-130
4-Bromofluorobenzene	102	70-130

eurofins | Air Toxics

Client Sample ID: CCV

Lab ID#: 1207456A-14A

EPA METHOD TO-15 GC/MS FULL SCAN

File Name:	**3072403**	**Date of Collection: NA**	
Dil. Factor:	**1.00**	**Date of Analysis: 7/24/12 08:57 AM**	

Compound	%Recovery
Freon 12	121
Freon 114	108
Chloromethane	126
Vinyl Chloride	125
1,3-Butadiene	112
Bromomethane	130
Chloroethane	106
Freon 11	131 Q
Ethanol	122
Freon 113	104
1,1-Dichloroethene	96
Acetone	102
2-Propanol	110
Carbon Disulfide	98
3-Chloropropene	96
Methylene Chloride	119
Methyl tert-butyl ether	93
trans-1,2-Dichloroethene	102
Hexane	105
1,1-Dichloroethane	104
2-Butanone (Methyl Ethyl Ketone)	93
cis-1,2-Dichloroethene	94
Tetrahydrofuran	111
Chloroform	104
1,1,1-Trichloroethane	103
Cyclohexane	88
Carbon Tetrachloride	99
2,2,4-Trimethylpentane	100
Benzene	100
1,2-Dichloroethane	118
Heptane	96
Trichloroethene	100
1,2-Dichloropropane	99
1,4-Dioxane	85
Bromodichloromethane	95
cis-1,3-Dichloropropene	86
4-Methyl-2-pentanone	98
Toluene	88
trans-1,3-Dichloropropene	94
1,1,2-Trichloroethane	99
Tetrachloroethene	97
2-Hexanone	114

eurofins | Air Toxics

Client Sample ID: CCV
Lab ID#: I207456A-14A
EPA METHOD TO-15 GC/MS FULL SCAN

File Name:	**3072403**	**Date of Collection: NA**	
Dil. Factor:	**1.00**	**Date of Analysis: 7/24/12 08:57 AM**	

Compound	%Recovery
Dibromochloromethane	99
1,2-Dibromoethane (EDB)	97
Chlorobenzene	96
Ethyl Benzene	92
m,p-Xylene	92
o-Xylene	90
Styrene	95
Bromoform	92
Cumene	93
1,1,2,2-Tetrachloroethane	94
Propylbenzene	94
4-Ethyltoluene	89
1,3,5-Trimethylbenzene	90
1,2,4-Trimethylbenzene	85
1,3-Dichlorobenzene	84
1,4-Dichlorobenzene	82
alpha-Chlorotoluene	72
1,2-Dichlorobenzene	82
1,2,4-Trichlorobenzene	76
Hexachlorobutadiene	78
Butane	100
Isopentane	116

Q = Exceeds Quality Control limits.

Container Type: NA - Not Applicable

Surrogates	%Recovery	Method Limits
Toluene-d8	93	70-130
1,2-Dichloroethane-d4	113	70-130
4-Bromofluorobenzene	91	70-130

eurofins | Air Toxics

Client Sample ID: CCV
Lab ID#: 1207456A-14B
EPA METHOD TO-15 GC/MS FULL SCAN

File Name:	3072502	Date of Collection: NA	
Dil. Factor:	1.00	Date of Analysis: 7/25/12 08:55 AM	

Compound	%Recovery
Freon 12	120
Freon 114	108
Chloromethane	122
Vinyl Chloride	121
1,3-Butadiene	109
Bromomethane	130
Chloroethane	102
Freon 11	128
Ethanol	117
Freon 113	103
1,1-Dichloroethene	96
Acetone	101
2-Propanol	107
Carbon Disulfide	94
3-Chloropropene	94
Methylene Chloride	117
Methyl tert-butyl ether	90
trans-1,2-Dichloroethene	98
Hexane	101
1,1-Dichloroethane	103
2-Butanone (Methyl Ethyl Ketone)	92
cis-1,2-Dichloroethene	92
Tetrahydrofuran	108
Chloroform	101
1,1,1-Trichloroethane	100
Cyclohexane	88
Carbon Tetrachloride	97
2,2,4-Trimethylpentane	100
Benzene	96
1,2-Dichloroethane	115
Heptane	94
Trichloroethene	97
1,2-Dichloropropane	97
1,4-Dioxane	85
Bromodichloromethane	93
cis-1,3-Dichloropropene	84
4-Methyl-2-pentanone	96
Toluene	86
trans-1,3-Dichloropropene	94
1,1,2-Trichloroethane	100
Tetrachloroethene	99
2-Hexanone	116

eurofins

Air Toxics

Client Sample ID: CCV

Lab ID#: 1207456A-14B

EPA METHOD TO-15 GC/MS FULL SCAN

File Name:	**3072502**	**Date of Collection: NA**	
Dil. Factor:	**1.00**	**Date of Analysis: 7/25/12 08:55 AM**	

Compound	%Recovery
Dibromochloromethane	100
1,2-Dibromoethane (EDB)	97
Chlorobenzene	95
Ethyl Benzene	93
m,p-Xylene	92
o-Xylene	92
Styrene	95
Bromoform	92
Cumene	93
1,1,2,2-Tetrachloroethane	93
Propylbenzene	94
4-Ethyltoluene	90
1,3,5-Trimethylbenzene	90
1,2,4-Trimethylbenzene	86
1,3-Dichlorobenzene	84
1,4-Dichlorobenzene	83
alpha-Chlorotoluene	72
1,2-Dichlorobenzene	82
1,2,4-Trichlorobenzene	75
Hexachlorobutadiene	79
Butane	99
Isopentane	114

Container Type: NA - Not Applicable

Surrogates	%Recovery	Method Limits
Toluene-d8	90	70-130
1,2-Dichloroethane-d4	114	70-130
4-Bromofluorobenzene	97	70-130

eurofins | Air Toxics

Client Sample ID: CCV
Lab ID#: 1207456A-14C
EPA METHOD TO-15 GC/MS FULL SCAN

File Name:	**j073102**	**Date of Collection: NA**	
Dil. Factor:	**1.00**	**Date of Analysis: 7/31/12 09:56 AM**	

Compound	%Recovery
Freon 12	115
Freon 114	114
Chloromethane	99
Vinyl Chloride	108
1,3-Butadiene	103
Bromomethane	153 Q
Chloroethane	108
Freon 11	111
Ethanol	103
Freon 113	110
1,1-Dichloroethene	112
Acetone	107
2-Propanol	107
Carbon Disulfide	105
3-Chloropropene	108
Methylene Chloride	93
Methyl tert-butyl ether	110
trans-1,2-Dichloroethene	103
Hexane	110
1,1-Dichloroethane	111
2-Butanone (Methyl Ethyl Ketone)	100
cis-1,2-Dichloroethene	105
Tetrahydrofuran	102
Chloroform	109
1,1,1-Trichloroethane	108
Cyclohexane	109
Carbon Tetrachloride	109
2,2,4-Trimethylpentane	107
Benzene	104
1,2-Dichloroethane	110
Heptane	102
Trichloroethene	101
1,2-Dichloropropane	102
1,4-Dioxane	108
Bromodichloromethane	106
cis-1,3-Dichloropropene	105
4-Methyl-2-pentanone	106
Toluene	100
trans-1,3-Dichloropropene	112
1,1,2-Trichloroethane	105
Tetrachloroethene	100
2-Hexanone	113

eurofins

Air Toxics

Client Sample ID: CCV

Lab ID#: 1207456A-14C

EPA METHOD TO-15 GC/MS FULL SCAN

File Name:	**j073102**	**Date of Collection: NA**	
Dil. Factor:	**1.00**	**Date of Analysis: 7/31/12 09:56 AM**	

Compound	%Recovery
Dibromochloromethane	112
1,2-Dibromoethane (EDB)	106
Chlorobenzene	89
Ethyl Benzene	104
m,p-Xylene	107
o-Xylene	110
Styrene	112
Bromoform	112
Cumene	111
1,1,2,2-Tetrachloroethane	102
Propylbenzene	110
4-Ethyltoluene	110
1,3,5-Trimethylbenzene	109
1,2,4-Trimethylbenzene	110
1,3-Dichlorobenzene	103
1,4-Dichlorobenzene	108
alpha-Chlorotoluene	114
1,2-Dichlorobenzene	107
1,2,4-Trichlorobenzene	107
Hexachlorobutadiene	118
Butane	108
Isopentane	95

Q = Exceeds Quality Control limits.

Container Type: NA - Not Applicable

Surrogates	%Recovery	Method Limits
Toluene-d8	97	70-130
1,2-Dichloroethane-d4	107	70-130
4-Bromofluorobenzene	108	70-130

eurofins | Air Toxics

Client Sample ID: LCS
Lab ID#: 1207456A-15A
EPA METHOD TO-15 GC/MS FULL SCAN

File Name:	3072404	**Date of Collection:**	NA
Dil. Factor:	1.00	**Date of Analysis:**	7/24/12 09:27 AM

Compound	%Recovery
Freon 12	124
Freon 114	112
Chloromethane	132 Q
Vinyl Chloride	128
1,3-Butadiene	157 Q
Bromomethane	129
Chloroethane	107
Freon 11	131 Q
Ethanol	109
Freon 113	105
1,1-Dichloroethene	103
Acetone	101
2-Propanol	110
Carbon Disulfide	120
3-Chloropropene	110
Methylene Chloride	118
Methyl tert-butyl ether	91
trans-1,2-Dichloroethene	114
Hexane	104
1,1-Dichloroethane	104
2-Butanone (Methyl Ethyl Ketone)	94
cis-1,2-Dichloroethene	97
Tetrahydrofuran	106
Chloroform	104
1,1,1-Trichloroethane	103
Cyclohexane	89
Carbon Tetrachloride	100
2,2,4-Trimethylpentane	102
Benzene	97
1,2-Dichloroethane	115
Heptane	94
Trichloroethene	98
1,2-Dichloropropane	97
1,4-Dioxane	79
Bromodichloromethane	93
cis-1,3-Dichloropropene	84
4-Methyl-2-pentanone	89
Toluene	84
trans-1,3-Dichloropropene	94
1,1,2-Trichloroethane	99
Tetrachloroethene	97
2-Hexanone	112

eurofins

Air Toxics

Client Sample ID: LCS

Lab ID#: 1207456A-15A

EPA METHOD TO-15 GC/MS FULL SCAN

File Name:	3072404	**Date of Collection: NA**	
Dil. Factor:	1.00	**Date of Analysis: 7/24/12 09:27 AM**	

Compound	%Recovery
Dibromochloromethane	98
1,2-Dibromoethane (EDB)	96
Chlorobenzene	95
Ethyl Benzene	91
m,p-Xylene	93
o-Xylene	92
Styrene	94
Bromoform	91
Cumene	94
1,1,2,2-Tetrachloroethane	95
Propylbenzene	96
4-Ethyltoluene	86
1,3,5-Trimethylbenzene	90
1,2,4-Trimethylbenzene	84
1,3-Dichlorobenzene	84
1,4-Dichlorobenzene	83
alpha-Chlorotoluene	69 Q
1,2-Dichlorobenzene	82
1,2,4-Trichlorobenzene	79
Hexachlorobutadiene	76
Butane	99
Isopentane	117

Q = Exceeds Quality Control limits.

Container Type: NA - Not Applicable

Surrogates	%Recovery	Method Limits
Toluene-d8	89	70-130
1,2-Dichloroethane-d4	116	70-130
4-Bromofluorobenzene	94	70-130

eurofins | Air Toxics

Client Sample ID: LCSD
Lab ID#: 1207456A-15AA
EPA METHOD TO-15 GC/MS FULL SCAN

File Name:	**3072405**	**Date of Collection: NA**	
Dil. Factor:	**1.00**	**Date of Analysis: 7/24/12 10:02 AM**	

Compound	%Recovery
Freon 12	120
Freon 114	109
Chloromethane	130
Vinyl Chloride	128
1,3-Butadiene	161 Q
Bromomethane	128
Chloroethane	105
Freon 11	130
Ethanol	106
Freon 113	103
1,1-Dichloroethene	102
Acetone	100
2-Propanol	108
Carbon Disulfide	118
3-Chloropropene	108
Methylene Chloride	115
Methyl tert-butyl ether	90
trans-1,2-Dichloroethene	110
Hexane	100
1,1-Dichloroethane	104
2-Butanone (Methyl Ethyl Ketone)	94
cis-1,2-Dichloroethene	94
Tetrahydrofuran	103
Chloroform	103
1,1,1-Trichloroethane	101
Cyclohexane	88
Carbon Tetrachloride	98
2,2,4-Trimethylpentane	101
Benzene	96
1,2-Dichloroethane	114
Heptane	92
Trichloroethene	98
1,2-Dichloropropane	97
1,4-Dioxane	80
Bromodichloromethane	92
cis-1,3-Dichloropropene	85
4-Methyl-2-pentanone	90
Toluene	84
trans-1,3-Dichloropropene	95
1,1,2-Trichloroethane	100
Tetrachloroethene	97
2-Hexanone	111

eurofins | Air Toxics

Client Sample ID: LCSD
Lab ID#: 1207456A-15AA
EPA METHOD TO-15 GC/MS FULL SCAN

File Name:	**3072405**	**Date of Collection: NA**	
Dil. Factor:	**1.00**	**Date of Analysis: 7/24/12 10:02 AM**	

Compound	%Recovery
Dibromochloromethane	98
1,2-Dibromoethane (EDB)	97
Chlorobenzene	95
Ethyl Benzene	93
m,p-Xylene	94
o-Xylene	93
Styrene	94
Bromoform	89
Cumene	94
1,1,2,2-Tetrachloroethane	94
Propylbenzene	95
4-Ethyltoluene	86
1,3,5-Trimethylbenzene	90
1,2,4-Trimethylbenzene	85
1,3-Dichlorobenzene	85
1,4-Dichlorobenzene	82
alpha-Chlorotoluene	69 Q
1,2-Dichlorobenzene	83
1,2,4-Trichlorobenzene	78
Hexachlorobutadiene	78
Butane	94
Isopentane	114

Q = Exceeds Quality Control limits.

Container Type: NA - Not Applicable

Surrogates	%Recovery	Method Limits
Toluene-d8	91	70-130
1,2-Dichloroethane-d4	112	70-130
4-Bromofluorobenzene	95	70-130

eurofins | Air Toxics

Client Sample ID: LCS
Lab ID#: 1207456A-15B
EPA METHOD TO-15 GC/MS FULL SCAN

File Name:	**3072503**	**Date of Collection: NA**	
Dil. Factor:	**1.00**	**Date of Analysis: 7/25/12 09:31 AM**	

Compound	%Recovery
Freon 12	123
Freon 114	114
Chloromethane	123
Vinyl Chloride	132 Q
1,3-Butadiene	162 Q
Bromomethane	131 Q
Chloroethane	109
Freon 11	136 Q
Ethanol	109
Freon 113	109
1,1-Dichloroethene	107
Acetone	106
2-Propanol	113
Carbon Disulfide	124
3-Chloropropene	113
Methylene Chloride	120
Methyl tert-butyl ether	96
trans-1,2-Dichloroethene	116
Hexane	106
1,1-Dichloroethane	109
2-Butanone (Methyl Ethyl Ketone)	98
cis-1,2-Dichloroethene	99
Tetrahydrofuran	109
Chloroform	109
1,1,1-Trichloroethane	107
Cyclohexane	92
Carbon Tetrachloride	101
2,2,4-Trimethylpentane	106
Benzene	100
1,2-Dichloroethane	120
Heptane	97
Trichloroethene	102
1,2-Dichloropropane	102
1,4-Dioxane	87
Bromodichloromethane	98
cis-1,3-Dichloropropene	88
4-Methyl-2-pentanone	97
Toluene	89
trans-1,3-Dichloropropene	98
1,1,2-Trichloroethane	104
Tetrachloroethene	103
2-Hexanone	119

eurofins | Air Toxics

Client Sample ID: LCS

Lab ID#: 1207456A-15B

EPA METHOD TO-15 GC/MS FULL SCAN

File Name:	**3072503**	**Date of Collection: NA**	
Dil. Factor:	**1.00**	**Date of Analysis: 7/25/12 09:31 AM**	

Compound	%Recovery
Dibromochloromethane	102
1,2-Dibromoethane (EDB)	100
Chlorobenzene	100
Ethyl Benzene	96
m,p-Xylene	97
o-Xylene	95
Styrene	97
Bromoform	94
Cumene	98
1,1,2,2-Tetrachloroethane	98
Propylbenzene	100
4-Ethyltoluene	90
1,3,5-Trimethylbenzene	93
1,2,4-Trimethylbenzene	89
1,3-Dichlorobenzene	90
1,4-Dichlorobenzene	87
alpha-Chlorotoluene	70
1,2-Dichlorobenzene	88
1,2,4-Trichlorobenzene	84
Hexachlorobutadiene	84
Butane	100
Isopentane	119

Q = Exceeds Quality Control limits.

Container Type: NA - Not Applicable

Surrogates	%Recovery	Method Limits
Toluene-d8	91	70-130
1,2-Dichloroethane-d4	112	70-130
4-Bromofluorobenzene	94	70-130

eurofins | Air Toxics

Client Sample ID: LCSD
Lab ID#: 1207456A-15BB
EPA METHOD TO-15 GC/MS FULL SCAN

File Name:	**3072504**	**Date of Collection: NA**	
Dil. Factor:	**1.00**	**Date of Analysis: 7/25/12 10:00 AM**	

Compound	%Recovery
Freon 12	125
Freon 114	116
Chloromethane	124
Vinyl Chloride	136 Q
1,3-Butadiene	174 Q
Bromomethane	133 Q
Chloroethane	109
Freon 11	137 Q
Ethanol	112
Freon 113	111
1,1-Dichloroethene	109
Acetone	104
2-Propanol	113
Carbon Disulfide	126
3-Chloropropene	114
Methylene Chloride	122
Methyl tert-butyl ether	97
trans-1,2-Dichloroethene	117
Hexane	107
1,1-Dichloroethane	110
2-Butanone (Methyl Ethyl Ketone)	96
cis-1,2-Dichloroethene	100
Tetrahydrofuran	108
Chloroform	110
1,1,1-Trichloroethane	108
Cyclohexane	94
Carbon Tetrachloride	103
2,2,4-Trimethylpentane	108
Benzene	100
1,2-Dichloroethane	118
Heptane	96
Trichloroethene	103
1,2-Dichloropropane	102
1,4-Dioxane	85
Bromodichloromethane	97
cis-1,3-Dichloropropene	88
4-Methyl-2-pentanone	98
Toluene	89
trans-1,3-Dichloropropene	99
1,1,2-Trichloroethane	103
Tetrachloroethene	103
2-Hexanone	118

eurofins | Air Toxics

Client Sample ID: LCSD
Lab ID#: 1207456A-15BB
EPA METHOD TO-15 GC/MS FULL SCAN

File Name:	**3072504**	**Date of Collection: NA**	
Dil. Factor:	**1.00**	**Date of Analysis: 7/25/12 10:00 AM**	

Compound	%Recovery
Dibromochloromethane	103
1,2-Dibromoethane (EDB)	102
Chlorobenzene	100
Ethyl Benzene	96
m,p-Xylene	97
o-Xylene	96
Styrene	96
Bromoform	93
Cumene	99
1,1,2,2-Tetrachloroethane	99
Propylbenzene	100
4-Ethyltoluene	92
1,3,5-Trimethylbenzene	94
1,2,4-Trimethylbenzene	90
1,3-Dichlorobenzene	92
1,4-Dichlorobenzene	89
alpha-Chlorotoluene	70
1,2-Dichlorobenzene	89
1,2,4-Trichlorobenzene	85
Hexachlorobutadiene	85
Butane	101
Isopentane	117

Q = Exceeds Quality Control limits.

Container Type: NA - Not Applicable

Surrogates	%Recovery	Method Limits
Toluene-d8	90	70-130
1,2-Dichloroethane-d4	107	70-130
4-Bromofluorobenzene	94	70-130

eurofins | Air Toxics

Client Sample ID: LCS
Lab ID#: 1207456A-15C
EPA METHOD TO-15 GC/MS FULL SCAN

File Name:	**j073103**	**Date of Collection: NA**	
Dil. Factor:	**1.00**	**Date of Analysis: 7/31/12 10:28 AM**	

Compound	%Recovery
Freon 12	114
Freon 114	114
Chloromethane	107
Vinyl Chloride	108
1,3-Butadiene	103
Bromomethane	151 Q
Chloroethane	105
Freon 11	111
Ethanol	96
Freon 113	112
1,1-Dichloroethene	122
Acetone	107
2-Propanol	103
Carbon Disulfide	130
3-Chloropropene	127
Methylene Chloride	90
Methyl tert-butyl ether	109
trans-1,2-Dichloroethene	113
Hexane	104
1,1-Dichloroethane	107
2-Butanone (Methyl Ethyl Ketone)	96
cis-1,2-Dichloroethene	101
Tetrahydrofuran	95
Chloroform	104
1,1,1-Trichloroethane	108
Cyclohexane	104
Carbon Tetrachloride	106
2,2,4-Trimethylpentane	103
Benzene	101
1,2-Dichloroethane	107
Heptane	96
Trichloroethene	103
1,2-Dichloropropane	102
1,4-Dioxane	102
Bromodichloromethane	104
cis-1,3-Dichloropropene	104
4-Methyl-2-pentanone	104
Toluene	96
trans-1,3-Dichloropropene	108
1,1,2-Trichloroethane	99
Tetrachloroethene	97
2-Hexanone	108

eurofins | Air Toxics

Client Sample ID: LCS
Lab ID#: 1207456A-15C
EPA METHOD TO-15 GC/MS FULL SCAN

File Name:	**j073103**	**Date of Collection: NA**	
Dil. Factor:	**1.00**	**Date of Analysis: 7/31/12 10:28 AM**	

Compound	%Recovery
Dibromochloromethane	109
1,2-Dibromoethane (EDB)	101
Chlorobenzene	86
Ethyl Benzene	101
m,p-Xylene	102
o-Xylene	104
Styrene	104
Bromoform	106
Cumene	108
1,1,2,2-Tetrachloroethane	99
Propylbenzene	103
4-Ethyltoluene	97
1,3,5-Trimethylbenzene	105
1,2,4-Trimethylbenzene	100
1,3-Dichlorobenzene	99
1,4-Dichlorobenzene	102
alpha-Chlorotoluene	101
1,2-Dichlorobenzene	102
1,2,4-Trichlorobenzene	95
Hexachlorobutadiene	106
Butane	105
Isopentane	94

Q = Exceeds Quality Control limits.

Container Type: NA - Not Applicable

Surrogates	%Recovery	Method Limits
Toluene-d8	98	70-130
1,2-Dichloroethane-d4	106	70-130
4-Bromofluorobenzene	106	70-130

eurofins | Air Toxics

Client Sample ID: LCSD
Lab ID#: 1207456A-15CC
EPA METHOD TO-15 GC/MS FULL SCAN

File Name:	**j073104**	**Date of Collection: NA**	
Dil. Factor:	**1.00**	**Date of Analysis: 7/31/12 10:46 AM**	

Compound	%Recovery
Freon 12	116
Freon 114	111
Chloromethane	102
Vinyl Chloride	108
1,3-Butadiene	104
Bromomethane	151 Q
Chloroethane	107
Freon 11	113
Ethanol	96
Freon 113	114
1,1-Dichloroethene	122
Acetone	106
2-Propanol	104
Carbon Disulfide	132 Q
3-Chloropropene	126
Methylene Chloride	92
Methyl tert-butyl ether	114
trans-1,2-Dichloroethene	116
Hexane	107
1,1-Dichloroethane	113
2-Butanone (Methyl Ethyl Ketone)	100
cis-1,2-Dichloroethene	106
Tetrahydrofuran	100
Chloroform	108
1,1,1-Trichloroethane	110
Cyclohexane	111
Carbon Tetrachloride	111
2,2,4-Trimethylpentane	110
Benzene	103
1,2-Dichloroethane	106
Heptane	94
Trichloroethene	102
1,2-Dichloropropane	100
1,4-Dioxane	102
Bromodichloromethane	104
cis-1,3-Dichloropropene	102
4-Methyl-2-pentanone	102
Toluene	97
trans-1,3-Dichloropropene	110
1,1,2-Trichloroethane	100
Tetrachloroethene	99
2-Hexanone	107

eurofins | Air Toxics

Client Sample ID: LCSD
Lab ID#: 1207456A-I5CC
EPA METHOD TO-15 GC/MS FULL SCAN

File Name:	**j073104**	**Date of Collection: NA**	
Dil. Factor:	**1.00**	**Date of Analysis: 7/31/12 10:46 AM**	

Compound	%Recovery
Dibromochloromethane	108
1,2-Dibromoethane (EDB)	104
Chlorobenzene	87
Ethyl Benzene	103
m,p-Xylene	106
o-Xylene	105
Styrene	107
Bromoform	108
Cumene	109
1,1,2,2-Tetrachloroethane	102
Propylbenzene	107
4-Ethyltoluene	102
1,3,5-Trimethylbenzene	106
1,2,4-Trimethylbenzene	105
1,3-Dichlorobenzene	104
1,4-Dichlorobenzene	107
alpha-Chlorotoluene	105
1,2-Dichlorobenzene	108
1,2,4-Trichlorobenzene	112
Hexachlorobutadiene	120
Butane	99
Isopentane	95

Q = Exceeds Quality Control limits.

Container Type: NA - Not Applicable

Surrogates	%Recovery	Method Limits
Toluene-d8	100	70-130
1,2-Dichloroethane-d4	111	70-130
4-Bromofluorobenzene	107	70-130

1207456

Shell Oil Products Chain Of Custody Record

URS

Air Toxics LTD.
Project Name: Roxana Soil Vapor
Project # 21562735.00013

Lab Vendor #

Please Check Appropriate Box:
- [x] ENV. SERVICES
- [ ] MOTIVA RETAIL
- [ ] SHELL RETAIL
- [ ] MOTIVA SD&CM
- [ ] CONSULTANT
- [ ] LUBES
- [ ] SHELL PIPELINE
- [ ] OTHER

Print Bill To Contact Name: Robert Mooshegian

PO #

INCIDENT # (ENV SERVICES): 9 7 2 1 6 6 4 0

SAP #: 3 4 0 0 6 1

[ ] CHECK IF NO INCIDENT # APPLIES

DATE 07/20/12

PAGE 1 of 2

SAMPLING COMPANY: URS CORPORATION

LOG CODE:

SITE ADDRESS: Street and City: 900 SOUTH CENTRAL AVE – ROXANA

State: IL

GLOBAL ID NO.:

ADDRESS: 1001 HIGHLANDS PLAZA DRIVE WEST - SUITE 300, ST LOUIS, MO 63110

EDF DELIVERABLE TO (Name, Company, Office Location): Elizabeth Kunkel, URS, St. Louis

PHONE NO.: 314-743-4179

E-MAIL: [illegible]

CONSULTANT PROJECT NAME: Roxana Soil Vapor

LIBRARY ARCHIVE: Air Toxics, LTD 180 Blue Ravine Road, Suite B, Folsom, CA 95630-4719

M. Curner, C Williams C Kretzer, M Mittermeyer J Jackson, D Mattingly, M Mansker, S Jansen L. Rathnow.

TELEPHONE:

FAX: 314-429-0462

BR To Contact E-MAIL: Robert.Mooshegian@urs.com

TURNAROUND TIME (CALENDAR DAYS):
- [x] STANDARD (14 DAY)
- [ ] 5 DAYS
- [ ] 3 DAYS
- [ ] 2 DAYS
- [ ] 24 HOURS
- [ ] RESULTS NEEDED ON WEEKEND

REQUESTED ANALYSIS

- [ ] LA RWQCB REPORT FORMAT
- [x] UST AGENCY:

DELIVERABLES
- [ ] LEVEL 1
- [ ] LEVEL 2
- [ ] LEVEL 3
- [x] LEVEL 4
- [ ] OTHER (SPECIFY)

- [x] SHELL CONTRACT RATE APPLIES
- [ ] STATE REIMBURSEMENT RATE APPLIES
- [ ] EDD NOT NEEDED
- [x] RECEIPT VERIFICATION REQUESTED

Turn Around Time:
- [x] Normal
- [ ] Rush
- Specify

Lab Use Only
Pressurized by:
Date:
Pressurization Gas: N_2 He

LAB USE ONLY	Field Sample Identification	SAMPLING DATE	SAMPLING TIME	Canister Number	Conister Pressure/Vacuum Initial	Final	Receipt	Final (psi)	Modified TO-15 + Butane & Isopentane	ASTM D-1946 + Helium	ASTM D-1946
01A	VMP-13-5-071912	07/19/12	1147-1219	6018	-29.5	-7.5			X	X	
02A	VMP-13-5-071912-Dup	07/19/12	1147-1219	7997	-29	-8			X	X	
03A	VMP-13-10.5-071912	07/19/12	1408-1446	8033	-29.5	-6.5			X	X	
04A	VMP-13-21.5-071912	07/19/12	1509-1539	3053	-25.5	-7			X	X	
05A	VMP-42-10-071912	07/19/12	0857-0930	2046	-28.5	-8.5			X	X	
06A	VMP-42-20-071912	07/19/12	0946-1019	37376	-30	-8.5			X	X	
07A	VMP-42-30-071912	07/19/12	1036-1107	9332	-29.5	-7			X	X	
08A	VMP-43-10-071912	07/19/12	1300-1330	5474	-29.5	-8			X	X	
09A	VMP-43-20-071912	07/19/12	1355-1430	33633	-29	-8			X	X	
10A	VMP-43-30-071912	07/19/12	1453-1530	2034	-29.5	-8			X	X	

ADDITIONAL NOTES:
- 14 day hold time
- Report results between MDL and RL
- Level IV ECVP

Relinquished by (Signature)	Received by (Signature)	Date	Time
[signature]	FEDEX	7/20/12	1600
	Custody Seal Intact? Y N None Temp N/A [signature] ATL	7/23/12	1035
	Fedex		

15/2/06 Revision

Shell Oil Products Chain Of Custody Record

URS

Air Toxics LTD. Project Name: Roxana Soil Vapor Project # 21562735.00013 Lab Vendor #	Please Check Appropriate Box: ☑ ENV. SERVICES ☐ MOTIVA RETAIL ☐ SHELL RETAIL ☐ MOTIVA SD&CM ☐ CONSULTANT ☐ UBES ☐ SHELL PIPELINE ☐ OTHER	Print Bill To Contact Name: Robert Mooshegian PO #	INCIDENT # (ENV SERVICES): 9721664 0 ☐ CHECK IF NO INCIDENT # APPLIES SAP #: 340061 DATE: 07/20/12 PAGE 2 of 2
SAMPLING COMPANY: URS CORPORATION LOG CODE:		SITE ADDRESS: Street and City: 900 SOUTH CENTRAL AVE – ROXANA State: IL GLOBAL ID NO.:	
ADDRESS: 1001 HIGHLANDS PLAZA DRIVE WEST - SUITE 300; ST. LOUIS, MO 63110 LABORATORY ADDRESS: Air Toxics, LTD 180 Blue Ravine Road, Suite B, Folsom, CA 95630-4719		SHIP DELIVERABLE TO (Name, Company, Office Location): Elizabeth Kunkel, URS, St. Louis PHONE NO.: 314-743-4179 M. Curner, C Williams, C. Kretzer, M. Mittemeyer, J. Jackson, D. Mattingly, M. Mansker, S. Jonsen, L. Rathnow.	PHASE: CONSULTANT PROJECT NAME/#: Roxana Soil Vapor
TELEPHONE: FAX: 314-429-0462	EP To Contact EMAIL: Robert.Mooshegan@urs.com		

TURNAROUND TIME (CALENDAR DAYS): ☑ STANDARD (14 DAY) ☐ 5 DAYS ☐ 3 DAYS ☐ 2 DAYS ☐ 24 HOURS ☐ RESULTS NEEDED ON WEEKEND

☐ LA - RWQCB REPORT FORMAT ☐ UST AGENCY:

DELIVERABLES: ☐ LEVEL 1 ☐ LEVEL 2 ☐ LEVEL 3 ☑ LEVEL 4 ☐ OTHER (SPECIFY)

☑ SHELL CONTRACT RATE APPLIES
☐ STATE REIMBURSEMENT RATE APPLIES
☐ EDD NOT NEEDED
☑ RECEIPT VERIFICATION REQUESTED

REQUESTED ANALYSIS

LAB USE ONLY	Field Sample Identification	SAMPLING DATE	SAMPLING TIME	Canister Number	Canister Pressure/Vacuum Initial	Final	Receipt	Final (psi)	Modified TO-15+ Butane & Isopentane	ASTM D-1946 + Helium	ASTM D-1946
NA	VMP-45-10-071912	07/19/12	0945-1029	31753	-30	-9			X	X	
NA	VMP-45-20-071912	07/19/12	1117-1201	37306	-30	-7.5			X	X	

Turn Around Time: ☑ Normal ☐ Rush ☐ Specify

Lab Use Only
Pressurized by:
Date:
Pressurization Gas: N_2 He

ADDITIONAL NOTES:
- 14 day hold time
- Report results between MDL and RL
- Level IV ECVP

Relinquished by: Signature	Received by: (Signature) FEDEX	Date: 7/20/12	Time: 1600
Relinquished by: Signature	Received by: (Signature) BWJ Lutterbeck AECOM	Date: 7/23/12	Time: 1035
Relinquished by: Signature	Received by: (Signature)	Date:	Time:

Custody Seal Intact? (Y) N None Temp N/A
Fedex

7/20/12

7520-04 Rev 5/12

eurofins | Air Toxics

8/15/2012
Ms. Elizabeth Kunkel
URS Corporation
1001 Highlands Plaza Dr. West
Suite 300
St. Louis MO 63110

Project Name: Roxana Soil Vapor
Project #: 21562735.00013
Workorder #: 1207456B

Dear Ms. Elizabeth Kunkel

The following report includes the data for the above referenced project for sample(s) received on 7/23/2012 at Air Toxics Ltd.

The data and associated QC analyzed by Modified ASTM D-1946 are compliant with the project requirements or laboratory criteria with the exception of the deviations noted in the attached case narrative.

Thank you for choosing Air Toxics Ltd. for your air analysis needs. Air Toxics Ltd. is committed to providing accurate data of the highest quality. Please feel free to contact the Project Manager: Kelly Buettner at 916-985-1000 if you have any questions regarding the data in this report.

Regards,

Kelly Buettner

Project Manager

eurofins | Air Toxics

WORK ORDER #: 1207456B

Work Order Summary

CLIENT:	Ms. Elizabeth Kunkel URS Corporation 1001 Highlands Plaza Dr. West Suite 300 St. Louis, MO 63110	**BILL TO:**	Accounts Payable Austin URS Corporation P.O. BOX 203970 Austin, TX 78720-1088
PHONE:	314-743-4179	**P.O. #**	21562735.00012
FAX:		**PROJECT #**	21562735.00013 Roxana Soil Vapor
DATE RECEIVED:	07/23/2012	**CONTACT:**	Kelly Buettner
DATE COMPLETED:	08/15/2012		

FRACTION #	NAME	TEST	RECEIPT VAC./PRES.	FINAL PRESSURE
01A	VMP-13-5-071912	Modified ASTM D-1946	8.5 "Hg	5 psi
02A	VMP-13-5-071912-Dup	Modified ASTM D-1946	8.5 "Hg	5 psi
03A	VMP-13-10.5-071912	Modified ASTM D-1946	8.5 "Hg	5 psi
04A	VMP-13-21.5-071912	Modified ASTM D-1946	8.5 "Hg	5 psi
05A	VMP-42-10-071912	Modified ASTM D-1946	9.0 "Hg	5 psi
06A	VMP-42-20-071912	Modified ASTM D-1946	8.5 "Hg	5 psi
07A	VMP-42-30-071912	Modified ASTM D-1946	7.0 "Hg	5 psi
08A	VMP-43-10-071912	Modified ASTM D-1946	8.5 "Hg	5 psi
09A	VMP-43-20-071912	Modified ASTM D-1946	8.5 "Hg	5 psi
10A	VMP-43-30-071912	Modified ASTM D-1946	9.0 "Hg	5 psi
11A	VMP-45-10-071912	Modified ASTM D-1946	8.5 "Hg	5 psi
12A	VMP-45-20-071912	Modified ASTM D-1946	7.4 "Hg	5 psi
13A	Lab Blank	Modified ASTM D-1946	NA	NA
13B	Lab Blank	Modified ASTM D-1946	NA	NA
14A	LCS	Modified ASTM D-1946	NA	NA
14AA	LCSD	Modified ASTM D-1946	NA	NA

CERTIFIED BY: _____ DATE: 08/15/12

Technical Director

Certification numbers: AZ Licensure AZ0775, CA NELAP - 12282CA, NY NELAP - 11291,
TX NELAP - T104704434-12-5, UT NELAP CA009332012-3, WA NELAP - C935
Name of Accrediting Agency: NELAP/ORELAP (Oregon Environmental Laboratory Accreditation Program)
Accreditation number: CA300005, Effective date: 10/18/2011, Expiration date: 10/17/2012.
Eurofins Air Toxics Ltd. certifies that the test results contained in this report meet all requirements of the NELAC standards

This report shall not be reproduced, except in full, without the written approval of Eurofins Air Toxics, Inc

LABORATORY NARRATIVE
Modified ASTM D-1946
URS Corporation
Workorder# 1207456B

Twelve 1 Liter Summa Canister samples were received on July 23, 2012. The laboratory performed analysis via Modified ASTM Method D-1946 for Methane and fixed gases in air using GC/FlD or GC/TCD. The method involves direct injection of 1.0 mL of sample.

On the analytical column employed for this analysis, Oxygen coelutes with Argon. The corresponding peak is quantitated as Oxygen.

Since Nitrogen is used to pressurize samples, the reported Nitrogen values are calculated by adding all the sample components and subtracting from 100%.

Method modifications taken to run these samples are summarized in the table below. Specific project requirements may over-ride the ATL modifications.

Requirement	*ASTM D-1946*	*ATL Modifications*
Calibration	A single point calibration is performed using a reference standard closely matching the composition of the unknown.	A 3-point calibration curve is performed. Quantitation is based on a daily calibration standard which may or may not resemble the composition of the associated samples.
Reference Standard	The composition of any reference standard must be known to within 0.01 mol % for any component.	The standards used by ATL are blended to a >/= 95% accuracy.
Sample Injection Volume	Components whose concentrations are in excess of 5 % should not be analyzed by using sample volumes greater than 0.5 mL.	The sample container is connected directly to a fixed volume sample loop of 1.0 mL on the GC. Linear range is defined by the calibration curve. Bags are loaded by vacuum.
Normalization	Normalize the mole percent values by multiplying each value by 100 and dividing by the sum of the original values. The sum of the original values should not differ from 100% by more than 1.0%.	Results are not normalized. The sum of the reported values can differ from 100% by as much as 15%, either due to analytical variability or an unusual sample matrix.
Precision	Precision requirements established at each concentration level.	Duplicates should agree within 25% RPD for detections > 5 X's the RL.

Receiving Notes

There were no receiving discrepancies.

Analytical Notes

As per project specific client request the laboratory has reported estimated values for target compound hits that are below the Reporting Limit but greater than the Method Detection Limit.

Definition of Data Qualifying Flags

Seven qualifiers may have been used on the data analysis sheets and indicate as follows:
B - Compound present in laboratory blank greater than reporting limit.
J - Estimated value.
E - Exceeds instrument calibration range.
S - Saturated peak.
Q - Exceeds quality control limits.
U - Compound analyzed for but not detected above the detection limit.
M - Reported value may be biased due to apparent matrix interferences.
File extensions may have been used on the data analysis sheets and indicates as follows:
a-File was requantified
b-File was quantified by a second column and detector
r1-File was requantified for the purpose of reissue

eurofins

Air Toxics

Summary of Detected Compounds
NATURAL GAS ANALYSIS BY MODIFIED ASTM D-1946

Client Sample ID: VMP-13-5-071912

Lab ID#: 1207456B-01A

Compound	Rpt. Limit (%)	Amount (%)
Oxygen	0.24	16
Nitrogen	0.24	80
Methane	0.00024	0.000083 J
Carbon Dioxide	0.024	4.3
Helium	0.12	0.14

Client Sample ID: VMP-13-5-071912-Dup

Lab ID#: 1207456B-02A

Compound	Rpt. Limit (%)	Amount (%)
Oxygen	0.24	16
Nitrogen	0.24	80
Methane	0.00024	0.000079 J
Carbon Dioxide	0.024	4.4
Helium	0.12	0.032 J

Client Sample ID: VMP-13-10.5-071912

Lab ID#: 1207456B-03A

Compound	Rpt. Limit (%)	Amount (%)
Oxygen	0.24	13
Nitrogen	0.24	81
Methane	0.00024	0.000050 J
Carbon Dioxide	0.024	5.9
Helium	0.12	0.045 J

Client Sample ID: VMP-13-21.5-071912

Lab ID#: 1207456B-04A

Compound	Rpt. Limit (%)	Amount (%)
Oxygen	0.25	7.7
Nitrogen	0.25	82

eurofins | Air Toxics

Summary of Detected Compounds
NATURAL GAS ANALYSIS BY MODIFIED ASTM D-1946

Client Sample ID: VMP-13-21.5-071912

Lab ID#: 1207456B-04A

Methane	0.00025	0.0027
Carbon Dioxide	0.025	10
Helium	0.12	0.042 J

Client Sample ID: VMP-42-10-071912

Lab ID#: 1207456B-05A

Compound	Rpt. Limit (%)	Amount (%)
Oxygen	0.26	19
Nitrogen	0.26	79
Methane	0.00026	0.000028 J
Carbon Dioxide	0.026	2.5
Helium	0.13	0.10 J

Client Sample ID: VMP-42-20-071912

Lab ID#: 1207456B-06A

Compound	Rpt. Limit (%)	Amount (%)
Oxygen	0.24	14
Nitrogen	0.24	220
Methane	0.00024	0.000033 J
Carbon Dioxide	0.024	6.7
Helium	0.12	0.055 J

Client Sample ID: VMP-42-30-071912

Lab ID#: 1207456B-07A

Compound	Rpt. Limit (%)	Amount (%)
Oxygen	0.23	2.1
Nitrogen	0.23	89
Methane	0.00023	0.027
Carbon Dioxide	0.023	9.2
Helium	0.12	0.048 J

eurofins | Air Toxics

Summary of Detected Compounds
NATURAL GAS ANALYSIS BY MODIFIED ASTM D-1946

Client Sample ID: VMP-43-10-071912

Lab ID#: 1207456B-08A

Compound	Rpt. Limit (%)	Amount (%)
Oxygen	0.23	19
Nitrogen	0.23	80
Methane	0.00023	0.00019 J
Carbon Dioxide	0.023	0.87
Helium	0.11	0.16

Client Sample ID: VMP-43-20-071912

Lab ID#: 1207456B-09A

Compound	Rpt. Limit (%)	Amount (%)
Oxygen	0.24	17
Nitrogen	0.24	80
Methane	0.00024	0.0016
Carbon Dioxide	0.024	2.9
Helium	0.12	0.073 J

Client Sample ID: VMP-43-30-071912

Lab ID#: 1207456B-10A

Compound	Rpt. Limit (%)	Amount (%)
Oxygen	0.31	18
Nitrogen	0.31	80
Methane	0.00031	0.00071
Carbon Dioxide	0.031	2.5
Helium	0.16	0.044 J

Client Sample ID: VMP-45-10-071912

Lab ID#: 1207456B-11A

Compound	Rpt. Limit (%)	Amount (%)
Oxygen	0.24	20
Nitrogen	0.24	79

eurofins | Air Toxics

Summary of Detected Compounds
NATURAL GAS ANALYSIS BY MODIFIED ASTM D-1946

Client Sample ID: VMP-45-10-071912

Lab ID#: 1207456B-11A

Methane	0.00024	0.000027 J
Carbon Dioxide	0.024	0.83
Helium	0.12	0.053 J

Client Sample ID: VMP-45-20-071912

Lab ID#: 1207456B-12A

Compound	Rpt. Limit (%)	Amount (%)
Oxygen	0.18	17
Nitrogen	0.18	78
Methane	0.00018	0.00022
Carbon Dioxide	0.018	4.2
Helium	0.089	0.60

eurofins | Air Toxics

Client Sample ID: VMP-13-5-071912

Lab ID#: 1207456B-01A

NATURAL GAS ANALYSIS BY MODIFIED ASTM D-1946

File Name:	**9080211**	**Date of Collection:**	**7/19/12 12:19:00 PM**
Dil. Factor:	**2.41**	**Date of Analysis:**	**8/2/12 01:30 PM**

Compound	Rpt. Limit (%)	Amount (%)
Oxygen	0.24	16
Nitrogen	0.24	80
Carbon Monoxide	0.024	Not Detected
Methane	0.00024	0.000083 J
Carbon Dioxide	0.024	4.3
Ethane	0.0024	Not Detected
Ethene	0.0024	Not Detected
Helium	0.12	0.14

J = Estimated value.

Container Type: 1 Liter Summa Canister

eurofins

Air Toxics

Client Sample ID: VMP-13-5-071912-Dup

Lab ID#: 1207456B-02A

NATURAL GAS ANALYSIS BY MODIFIED ASTM D-1946

File Name:	**9080212**	**Date of Collection:**	**7/19/12 12:19:00 PM**
Dil. Factor:	**2.41**	**Date of Analysis:**	**8/2/12 02:18 PM**

Compound	Rpt. Limit (%)	Amount (%)
Oxygen	0.24	16
Nitrogen	0.24	80
Carbon Monoxide	0.024	Not Detected
Methane	0.00024	0.000079 J
Carbon Dioxide	0.024	4.4
Ethane	0.0024	Not Detected
Ethene	0.0024	Not Detected
Helium	0.12	0.032 J

J = Estimated value.

Container Type: 1 Liter Summa Canister

eurofins | Air Toxics

Client Sample ID: VMP-13-10.5-071912

Lab ID#: 1207456B-03A

NATURAL GAS ANALYSIS BY MODIFIED ASTM D-1946

File Name:	**9080213**	**Date of Collection:**	**7/19/12 2:46:00 PM**
Dil. Factor:	**2.41**	**Date of Analysis:**	**8/2/12 02:42 PM**

Compound	Rpt. Limit (%)	Amount (%)
Oxygen	0.24	13
Nitrogen	0.24	81
Carbon Monoxide	0.024	Not Detected
Methane	0.00024	0.000050 J
Carbon Dioxide	0.024	5.9
Ethane	0.0024	Not Detected
Ethene	0.0024	Not Detected
Helium	0.12	0.045 J

J = Estimated value.

Container Type: 1 Liter Summa Canister

eurofins | Air Toxics

Client Sample ID: VMP-13-21.5-071912

Lab ID#: 1207456B-04A

NATURAL GAS ANALYSIS BY MODIFIED ASTM D-1946

File Name:	**9080214**	**Date of Collection:**	**7/19/12 3:39:00 PM**
Dil. Factor:	**2.51**	**Date of Analysis:**	**8/2/12 03:18 PM**

Compound	Rpt. Limit (%)	Amount (%)
Oxygen	0.25	7.7
Nitrogen	0.25	82
Carbon Monoxide	0.025	Not Detected
Methane	0.00025	0.0027
Carbon Dioxide	0.025	10
Ethane	0.0025	Not Detected
Ethene	0.0025	Not Detected
Helium	0.12	0.042 J

J = Estimated value.

Container Type: 1 Liter Summa Canister

eurofins

Air Toxics

Client Sample ID: VMP-42-10-071912

Lab ID#: 1207456B-05A

NATURAL GAS ANALYSIS BY MODIFIED ASTM D-1946

File Name:	**9080215**	**Date of Collection:**	**7/19/12 9:30:00 AM**
Dil. Factor:	**2.56**	**Date of Analysis:**	**8/2/12 03:40 PM**

Compound	Rpt. Limit (%)	Amount (%)
Oxygen	0.26	19
Nitrogen	0.26	79
Carbon Monoxide	0.026	Not Detected
Methane	0.00026	0.000028 J
Carbon Dioxide	0.026	2.5
Ethane	0.0026	Not Detected
Ethene	0.0026	Not Detected
Helium	0.13	0.10 J

J = Estimated value.

Container Type: 1 Liter Summa Canister

eurofins | Air Toxics

Client Sample ID: VMP-42-20-071912

Lab ID#: 1207456B-06A

NATURAL GAS ANALYSIS BY MODIFIED ASTM D-1946

File Name:	**9080216**	**Date of Collection:**	**7/19/12 10:19:00 AM**
Dil. Factor:	**2.41**	**Date of Analysis:**	**8/2/12 04:20 PM**

Compound	Rpt. Limit (%)	Amount (%)
Oxygen	0.24	**14**
Nitrogen	0.24	220
Carbon Monoxide	0.024	Not Detected
Methane	0.00**24**	0.000033 J
Carbon Dioxide	0.024	6.7
Ethane	0.0024	Not Detected
Ethene	0.0024	Not Detected
Helium	0.12	0.055 J

J = Estimated value.

Container Type: 1 Liter Summa Canister

eurofins | Air Toxics

Client Sample ID: VMP-42-30-071912

Lab ID#: 1207456B-07A

NATURAL GAS ANALYSIS BY MODIFIED ASTM D-1946

File Name:	**9080205**	**Date of Collection:**	**7/19/12 11:07:00 AM**
Dil. Factor:	**2.34**	**Date of Analysis:**	**8/2/12 10:32 AM**

Compound	Rpt. Limit (%)	Amount (%)
Oxygen	0.23	2.1
Nitrogen	0.23	89
Carbon Monoxide	0.023	Not Detected
Methane	0.00023	0.027
Carbon Dioxide	0.023	9.2
Ethane	0.0023	Not Detected
Ethene	0.0023	Not Detected
Helium	0.12	0.048 J

J = Estimated value.

Container Type: 1 Liter Summa Canister

eurofins | Air Toxics

Client Sample ID: VMP-43-10-071912

Lab ID#: 1207456B-08A

NATURAL GAS ANALYSIS BY MODIFIED ASTM D-1946

File Name:	**9080206**	**Date of Collection:**	**7/19/12 1:30:00 PM**
Dil. Factor:	**2.28**	**Date of Analysis:**	**8/2/12 10:55 AM**

Compound	Rpt. Limit (%)	Amount (%)
Oxygen	0.23	19
Nitrogen	0.23	80
Carbon Monoxide	0.023	Not Detected
Methane	0.00023	0.00019 J
Carbon Dioxide	0.023	0.87
Ethane	0.0023	Not Detected
Ethene	0.0023	Not Detected
Helium	0.11	0.16

J = Estimated value.

Container Type: 1 Liter Summa Canister

eurofins | Air Toxics

Client Sample ID: VMP-43-20-071912

Lab ID#: 1207456B-09A

NATURAL GAS ANALYSIS BY MODIFIED ASTM D-1946

File Name:	**9080207**	**Date of Collection:**	**7/19/12 2:30:00 PM**
Dil. Factor:	**2.41**	**Date of Analysis:**	**8/2/12 11:35 AM**

Compound	Rpt. Limit (%)	Amount (%)
Oxygen	0.24	17
Nitrogen	0.24	80
Carbon Monoxide	0.024	Not Detected
Methane	0.00024	0.0016
Carbon Dioxide	0.024	2.9
Ethane	0.0024	Not Detected
Ethene	0.0024	Not Detected
Helium	0.12	0.073 J

J = Estimated value.

Container Type: 1 Liter Summa Canister

eurofins

Air Toxics

Client Sample ID: VMP-43-30-071912

Lab ID#: 1207456B-10A

NATURAL GAS ANALYSIS BY MODIFIED ASTM D-1946

File Name:	9080208	Date of Collection:	7/19/12 3:30:00 PM
Dil. Factor:	3.13	Date of Analysis:	8/2/12 12:17 PM

Compound	Rpt. Limit (%)	Amount (%)
Oxygen	0.31	18
Nitrogen	0.31	80
Carbon Monoxide	0.031	Not Detected
Methane	0.00031	0.00071
Carbon Dioxide	0.031	2.5
Ethane	0.0031	Not Detected
Ethene	0.0031	Not Detected
Helium	0.16	0.044 J

J = Estimated value.

Container Type: 1 Liter Summa Canister

eurofins | Air Toxics

Client Sample ID: VMP-45-10-071912

Lab ID#: 1207456B-11A

NATURAL GAS ANALYSIS BY MODIFIED ASTM D-1946

File Name:	**9080209**	**Date of Collection:**	**7/19/12 10:29:00 AM**
Dil. Factor:	**2.37**	**Date of Analysis:**	**8/2/12 12:41 PM**

Compound	Rpt. Limit (%)	Amount (%)
Oxygen	0.24	20
Nitrogen	0.24	79
Carbon Monoxide	0.024	Not Detected
Methane	0.00024	0.000027 J
Carbon Dioxide	0.024	0.83
Ethane	0.0024	Not Detected
Ethene	0.0024	Not Detected
Helium	0.12	0.053 J

J = Estimated value.

Container Type: 1 Liter Summa Canister

eurofins | Air Toxics

Client Sample ID: VMP-45-20-071912

Lab ID#: 1207456B-12A

NATURAL GAS ANALYSIS BY MODIFIED ASTM D-1946

File Name:	**9080210**	**Date of Collection:**	**7/19/12 12:01:00 PM**
Dil. Factor:	**1.78**	**Date of Analysis:**	**8/2/12 01:04 PM**

Compound	Rpt. Limit (%)	Amount (%)
Oxygen	0.18	17
Nitrogen	0.18	78
Carbon Monoxide	0.018	Not Detected
Methane	0.00018	0.00022
Carbon Dioxide	0.018	4.2
Ethane	0.0018	Not Detected
Ethene	0.0018	Not Detected
Helium	0.089	0.60

Container Type: 1 Liter Summa Canister

eurofins | Air Toxics

Client Sample ID: Lab Blank

Lab ID#: 1207456B-13A

NATURAL GAS ANALYSIS BY MODIFIED ASTM D-1946

File Name:	**9080204c**	**Date of Collection: NA**	
Dil. Factor:	**1.00**	**Date of Analysis: 8/2/12 10:03 AM**	

Compound	Rpt. Limit (%)	Amount (%)
Oxygen	0.10	0.016 J
Nitrogen	0.10	0.082 J
Carbon Monoxide	0.010	Not Detected
Methane	0.00010	Not Detected
Carbon Dioxide	0.010	Not Detected
Ethane	0.0010	Not Detected
Ethene	0.0010	Not Detected

J = Estimated value.

Container Type: NA - Not Applicable

eurofins | Air Toxics

Client Sample ID: Lab Blank

Lab ID#: 1207456B-13B

NATURAL GAS ANALYSIS BY MODIFIED ASTM D-1946

File Name:	**9080203b**	**Date of Collection: NA**	
Dil. Factor:	**1.00**	**Date of Analysis: 8/2/12 09:41 AM**	

Compound	Rpt. Limit (%)	Amount (%)
Helium	0.050	Not Detected

Container Type: NA - Not Applicable

eurofins | Air Toxics

Client Sample ID: LCS

Lab ID#: 1207456B-14A

NATURAL GAS ANALYSIS BY MODIFIED ASTM D-1946

File Name:	9080202	**Date of Collection: NA**	
Dil. Factor:	1.00	**Date of Analysis: 8/2/12 09:10 AM**	

Compound	%Recovery
Oxygen	100
Nitrogen	100
Carbon Monoxide	97
Methane	97
Carbon Dioxide	98
Ethane	98
Ethene	96
Helium	101

Container Type: NA - Not Applicable

eurofins | Air Toxics

Client Sample ID: LCSD

Lab ID#: 1207456B-14AA

NATURAL GAS ANALYSIS BY MODIFIED ASTM D-1946

File Name:	9080226	Date of Collection: NA	
Dil. Factor:	1.00	Date of Analysis: 8/2/12 09:38 PM	

Compound	%Recovery
Oxygen	100
Nitrogen	100
Carbon Monoxide	96
Methane	96
Carbon Dioxide	100
Ethane	98
Ethene	95
Helium	99

Container Type: NA - Not Applicable

1207456

Shell Oil Products Chain Of Custody Record

URS

Air Toxics LTD.
Project Name: Roxana Soil Vapor
Project # 21562735.00013

Lab Vendor #

Please Check Appropriate Box:
- [x] ENV. SERVICES
- [ ] MOTIVA RETAIL
- [ ] SHELL RETAIL
- [ ] MOTIVA SO&CH
- [ ] CONSULTANT
- [ ] LUBES
- [ ] SHELL PIPELINE
- [ ] OTHER

Print Bill To Contact Name: Robert Mooshegian

PO #

INCIDENT # (ENV SERVICES): 9 7 2 1 6 6 4 0

SAP #: 3 4 0 0 6 1

[ ] CHECK IF NO INCIDENT # APPLIES

DATE 07/20/12

PAGE 1 of 2

SAMPLING COMPANY: URS CORPORATION

LOG CODE:

SITE ADDRESS: Street and City: 900 SOUTH CENTRAL AVE – ROXANA

State: IL

GLOBAL ID NO:

ADDRESS: 1001 HIGHLANDS PLAZA DRIVE WEST - SUITE 300, ST LOUIS, MO 63110

EDF DELIVERABLE TO (Name, Company, Office Location): Elizabeth Kunkel, URS, St. Louis

PHONE NO: 314-743-4179

E-MAIL: [illegible]

CONSULTANT PROJECT MANAGER: Roxana Soil Vapor

LIBRARY ADDRESS: Air Toxics, LTD 180 Blue Ravine Road, Suite B, Folsom, CA 95630-4719

TELEPHONE:

FAX: 314-429-0462

BR To Contact E-MAIL: Robert.Mooshegian@urs.com

M. Currier, C Williams, C Kretzer, M Mittenmeyer, J. Jackson, D. Mattingly, M Mansker, S Jansen, L. Rathnow.

TURNAROUND TIME (CALENDAR DAYS):
- [x] STANDARD (14 DAY)
- [ ] 5 DAYS
- [ ] 3 DAYS
- [ ] 2 DAYS
- [ ] 24 HOURS
- [ ] RESULTS NEEDED ON WEEKEND

- [ ] LA RWQCB REPORT FORMAT
- [x] UST AGENCY:

DELIVERABLES
- [ ] LEVEL 1
- [ ] LEVEL 2
- [ ] LEVEL 3
- [x] LEVEL 4
- [ ] OTHER (SPECIFY)

- [x] SHELL CONTRACT RATE APPLIES
- [ ] STATE REIMBURSEMENT RATE APPLIES
- [ ] EDD NOT NEEDED
- [x] RECEIPT VERIFICATION REQUESTED

REQUESTED ANALYSIS

Turn Around Time:
- [x] Normal
- [ ] Rush

Specify

Lab Use Only
Pressurized by:
Date:
Pressurization Gas: N_2 He

LAB USE ONLY	Field Sample Identification	SAMPLING DATE	SAMPLING TIME	Canister Number	Canister Pressure/Vacuum Initial	Final	Receipt	Final (psi)	Modified TO-15 + Butane & Isopentane	ASTM D-1946 + Helium	ASTM D-1946
01A	VMP-13-5-071912	07/19/12	1147-1219	6016	-29.5	-7.5			X	X	
02A	VMP-13-5-071912-Dup	07/19/12	1147-1219	7997	-29	-8			X	X	
03A	VMP-13-10.5-071912	07/19/12	1408-1446	6033	-29.5	-6.5			X	X	
04A	VMP-13-21.5-071912	07/19/12	1539-1539	3053	-25.5	-7			X	X	
05A	VMP-42-10-071912	07/19/12	0857-0930	2046	-28.5	-8.5			X	X	
06A	VMP-42-20-071912	07/19/12	0948-1019	37376	-30	-8.5			X	X	
07A	VMP-42-30-071912	07/19/12	1030-1107	9332	-29.5	-7			X	X	
08A	VMP-43-10-071912	07/19/12	1300-1330	9474	-29.5	-8			X	X	
09A	VMP-43-20-071912	07/19/12	1355-1430	32033	-29	-8			X	X	
10A	VMP-43-30-071912	07/19/12	1453-1530	2034	-29.5	-8			X	X	

ADDITIONAL NOTES:
- 14 day hold time
- Report results between MDL and RL
- Level IV ECVP

Relinquished by (Signature)	Received by (Signature)	Date	Time
[signature]	FEDEX	7/20/12	1600
Relinquished by (Signature)	Received by (Signature) Custody Seal Intact? (Y) N None Temp N/A B Whittaker AFC	7/23/12	1035
Relinquished by (Signature)	Received by (Signature) Fedex		

30/200 Revision

Shell Oil Products Chain Of Custody Record

URS

Air Toxics LTD.
Project Name: Roxana Soil Vapor
Project # 21562735.00013
Lab Vendor #

Please Check Appropriate Box:
☑ ENV. SERVICES ☐ MOTIVA RETAIL ☐ SHELL RETAIL
☐ MOTIVA SD&CM ☐ CONSULTANT ☐ LUBES
☐ SHELL PIPELINE ☐ OTHER

Print Bill To Contact Name: Robert Mooshegian
PO #
INCIDENT # (ENV SERVICES): 9 7 2 1 6 6 4 0
SAP #: 3 4 0 0 6 1
☐ CHECK IF NO INCIDENT # APPLIES
DATE 07/20/12
PAGE 2 of 2

SAMPLING COMPANY: URS CORPORATION
LOG CODE:
SITE ADDRESS: Street and City: 900 SOUTH CENTRAL AVE – ROXANA
State: IL
GLOBAL ID NO:
ADDRESS: 1001 HIGHLANDS PLAZA DRIVE WEST - SUITE 300 ST. LOUIS, MO 63110
EDF DELIVERABLE TO (Name, Company, Location): Elizabeth Kunkel, URS, St. Louis
PHONE NO: 314-743-4179
P.O. NO:
CONSULTANT PROJECT NAME: Roxana Soil Vapor
LABORATORY ADDRESS: Air Toxics, LTD 180 Blue Ravine Road, Suite B Folsom, CA 95630-4719
TELEPHONE:
FAX: 314-429-0467
EDF TO CONTACT EMAIL: Robert.Mooshegian@urs.com
M. Curner, C Williams, C. Kretzer, M Mittenmeyer, J. Jackson, D Mattingly, M. Mansker, S. Jansen L. Rathmow

TURNAROUND TIME (CALENDAR DAYS):
☑ STANDARD (14 DAY) ☐ 5 DAYS ☐ 3 DAYS ☐ 2 DAYS ☐ 24 HOURS ☐ RESULTS NEEDED ON WEEKEND

☐ LA - RWQCB REPORT FORMAT ☑ EDT AGENCY

DELIVERABLES: ☐ LEVEL 1 ☐ LEVEL 2 ☐ LEVEL 3 ☑ LEVEL 4 ☐ OTHER (SPECIFY)

☑ SHELL CONTRACT RATE APPLIES
☐ STATE REIMBURSEMENT RATE APPLIES
☐ EDD NOT NEEDED
☑ RECEIPT VERIFICATION REQUESTED

REQUESTED ANALYSIS

LAB USE ONLY	Field Sample Identification	SAMPLING DATE	SAMPLING TIME	Canister Number	Canister Pressure/Vacuum Initial	Final	Receipt	Final (psi)	Modified TO-15 + Butane & Isopentane	ASTM D-1946 + Helium	ASTM D-1946				
NA	VMP-45-10-071912	07/19/12	0949-1029	01760	-30	-9			X	X					
NA	VMP-45-20-071912	07/19/12	1117-1201	07366	-30	-7.5			X	X					

Turn Around Time:
☑ Normal
☐ Rush
Specify

Lab Use Only
Pressurized by:
Date:
Pressurization Gas: N_2 He

ADDITIONAL NOTES:
- 14 day hold time
- Report results between MDL and RL
- Level IV ECVP

Relinquished by (Signature)	Received by (Signature)	Date	Time
	FEDEX	7/20/12	1600
	BW Mattingly ATC	7/23/12	1035

Custody Seal Intact?
(Y) N None Temp N/A
Fedex

35-256 Revised

Roxana Soil Vapor Quarterly – 3rd Quarter 2012 Data Review

Laboratory SDG: 1207564A,B

Data Reviewer: Melissa Mansker

Peer Reviewer: Elizabeth Kunkel

Date Reviewed: 8/22/2012

Guidance: USEPA National Functional Guidelines for Superfund Organic Methods Data Review 2008

Sample Identification	Sample Identification
VMP-3-10-072312	VMP-3-22-072312
VMP-4-12-072312	VMP-7-13.5-072012
VMP-7-29.5-072012	VMP-7-29.5-072012-Dup
VMP-11-8-072012	VMP-11-29-072012
VMP-14-5-072312	VMP-31-5-072012
VMP-31-30-072012	VMP-32-5-072012
VMP-32-10-072012	VMP-32-20-072012

1.0 Data Package Completeness

Were all items delivered as specified in the QAPP and COC as appropriate?

Yes

2.0 Laboratory Case Narrative \ Cooler Receipt Form

Were problems noted in the laboratory case narrative or cooler receipt form?

Yes, the laboratory case narrative indicated sample VMP-31-30-072012 was diluted due to high levels of target analytes, and sample VMP-4-12-072312 was diluted due to matrix interference. Although not indicated in the laboratory case narrative, analytes were detected in the method blank. 2-Propanol was qualified due to a greater than two times (2X) the reporting level difference in field duplicate pair VMP-7-29.5-072012/VMP-7-29.5-072012-Dup. These issues are addressed further in the appropriate sections below.

No problems were indicated in the cooler receipt form, however the laboratory indicated that the canister identification information for sample VMP-31-30-072012 did not match the COC; canister information was correctly used to report the results.

3.0 Holding Times

Were samples extracted/analyzed within applicable limits?

Yes

4.0 Blank Contamination

Were any analytes detected in the Blanks?

Yes

Blank ID	Parameter	Analyte	Concentration/ Amount
1207564A-15A	TO-15	1,2-Dibromoethane (EDB)	0.080 ppbv / 0.61 µg/m^3
1207564A-15A	TO-15	alpha-Chlorotoluene	0.071 ppbv / 0.37 µg/m^3
1207564A-15A	TO-15	1,2,4-Trichlorobenzene	0.25 ppbv / 1.9 µg/m^3
1207564B-15A	Natural gases	Oxygen	0.016%
1207564B-15A	Natural gases	Nitrogen	0.075%

Qualifications due to blank contamination are included in the table below. Analytical data that were reported non-detect or at concentrations greater than five times (5X) the associated blank concentration did not require qualification.

Sample ID	Parameter	Analyte	New Reporting Limit (RL)	Qualification
VMP-3-10-072312	TO-15	alpha-Chlorotoluene	-	**U**
VMP-3-22-072312	TO-15	alpha-Chlorotoluene	-	**U**
VMP-7-13.5-072012	TO-15	alpha-Chlorotoluene	-	**U**
VMP-7-29.5-072012-Dup	TO-15	alpha-Chlorotoluene	-	**U**
VMP-11-29-072012	TO-15	alpha-Chlorotoluene	-	**U**

5.0 Laboratory Control Sample

Were LCS recoveries within evaluation criteria?

Yes

6.0 Surrogate Recoveries

Were surrogate recoveries within evaluation criteria?

Yes

7.0 Matrix Spike and Matrix Spike Duplicate Recoveries

Were MS/MSD samples analyzed as part of this SDG?

MS/MSD samples are not applicable for vapor samples, due to the inability to spike the samples.

8.0 Laboratory Duplicate Results

Were laboratory duplicate samples collected as part of this SDG?

No

9.0 Field Duplicate Results

Were field duplicate samples collected as part of this SDG?

Yes

Field ID	Field Duplicate ID
VMP-7-29.5-072012	VMP-7-29.5-072012-Dup

Were field duplicate sample RPDs within evaluation criteria?

No

Field ID	Field Duplicate ID	Parameter	Analyte	RPD	Qualification
VMP-7-29.5-072012	VMP-7-29.5-072012-Dup	TO-15	2-Propanol	**>2X RL**	**J/J**

10.0 Sample Dilutions

For samples that were diluted and nondetect, were undiluted results also reported?

Not applicable; analytes were detected in samples that were diluted.

11.0 Additional Qualifications

Were additional qualifications applied?

No

eurofins | Air Toxics

8/9/2012
Ms. Elizabeth Kunkel
URS Corporation
1001 Highlands Plaza Dr. West
Suite 300
St. Louis MO 63110

Project Name: Roxana Soil Vapor
Project #: 21562735.00013
Workorder #: 1207564A

Dear Ms. Elizabeth Kunkel

The following report includes the data for the above referenced project for sample(s) received on 7/26/2012 at Air Toxics Ltd.

The data and associated QC analyzed by Modified TO-15 are compliant with the project requirements or laboratory criteria with the exception of the deviations noted in the attached case narrative.

Thank you for choosing Air Toxics Ltd. for your air analysis needs. Air Toxics Ltd. is committed to providing accurate data of the highest quality. Please feel free to contact the Project Manager: Kelly Buettner at 916-985-1000 if you have any questions regarding the data in this report.

Regards,

Kelly Buettner

Project Manager

Reviewed on 8/22/12

eurofins | Air Toxics

WORK ORDER #: 1207564A

Work Order Summary

CLIENT:	Ms. Elizabeth Kunkel URS Corporation 1001 Highlands Plaza Dr. West Suite 300 St. Louis, MO 63110	**BILL TO:**	Accounts Payable Austin URS Corporation P.O. BOX 203970 Austin, TX 78720-1088
PHONE:	314-743-4179	**P.O. #**	21562735.00012
FAX:		**PROJECT #**	21562735.00013 Roxana Soil Vapor
DATE RECEIVED:	07/26/2012	**CONTACT:**	Kelly Buettner
DATE COMPLETED:	08/08/2012		

FRACTION #	NAME	TEST	RECEIPT VAC./PRES.	FINAL PRESSURE
01A	VMP-3-10-072312	Modified TO-15	10.0 "Hg	5 psi
02A	VMP-3-22-072312	Modified TO-15	9.5 "Hg	5 psi
03A	VMP-4-12-072312	Modified TO-15	8.0 "Hg	5 psi
04A	VMP-7-13.5-072012	Modified TO-15	8.5 "Hg	5 psi
05A	VMP-7-29.5-072012	Modified TO-15	8.5 "Hg	5 psi
06A	VMP-7-29.5-072012-Dup	Modified TO-15	8.5 "Hg	5 psi
07A	VMP-11-8-072012	Modified TO-15	9.5 "Hg	5 psi
08A	VMP-11-29-072012	Modified TO-15	7.0 "Hg	5 psi
09A	VMP-14-5-072312	Modified TO-15	10.5 "Hg	5 psi
10A	VMP-31-5-072012	Modified TO-15	9.0 "Hg	5 psi
11A	VMP-31-30-072012	Modified TO-15	9.0 "Hg	5 psi
12A	VMP-32-5-072012	Modified TO-15	6.0 "Hg	5 psi
13A	VMP-32-10-072012	Modified TO-15	9.5 "Hg	5 psi
14A	VMP-32-20-072012	Modified TO-15	9.0 "Hg	5 psi
15A	Lab Blank	Modified TO-15	NA	NA
16A	CCV	Modified TO-15	NA	NA
17A	LCS	Modified TO-15	NA	NA
17AA	LCSD	Modified TO-15	NA	NA

CERTIFIED BY: Heidi Jaeger DATE: 08/09/12

Technical Director

Certification numbers: AZ Licensure AZ0719, CA NELAP - 02110CA, LA NELAP - 02089, NY NELAP - 11291, TX NELAP - T104704434-11-3, UT NELAP -CA009332011-1, WA NELAP - C935
Name of Accrediting Agency: NELAP/Florida Department of Health, Scope of Application: Clean Air Act, Accreditation number: E87680, Effective date: 07/01/11 , Expiration date: 06/30/12.
Air Toxics Ltd. certifies that the test results contained in this report meet all requirements of the NELAC standards

This report shall not be reproduced, except in full, without the written approval of Eurofins | Air Toxics, Inc

180 BLUE RAVINE ROAD, SUITE B FOLSOM, CA - 95630
(916) 985-1000 . (800) 985-5955 . FAX (916) 985-1020

LABORATORY NARRATIVE
EPA Method TO-15
URS Corporation
Workorder# 1207564A

Fourteen 1 Liter Summa Canister samples were received on July 26, 2012. The laboratory performed analysis via EPA Method TO-15 using GC/MS in the full scan mode.

This workorder was independently validated prior to submittal using 'USEPA National Functional Guidelines' as generally applied to the analysis of volatile organic compounds in air. A rules-based, logic driven, independent validation engine was employed to assess completeness, evaluate pass/fail of relevant project quality control requirements and verification of all quantified amounts.

Receiving Notes

The Chain of Custody (COC) information for sample VMP-31-30-072012 did not match the entry on the sample tag with regard to sample identification. The information on the sample tag was used to process and report the sample.

Analytical Notes

As per client project requirements, the laboratory has reported estimated values for target compound hits that are below the Reporting Limit but greater than the Method Detection Limit.

Dilution was performed on sample VMP-31-30-072012 due to the presence of high level target species.

Dilution was performed on sample VMP-4-12-072312 due to matrix interference.

Definition of Data Qualifying Flags

Eight qualifiers may have been used on the data analysis sheets and indicates as follows:

B - Compound present in laboratory blank greater than reporting limit (background subtraction not performed).

J - Estimated value.

E - Exceeds instrument calibration range.

S - Saturated peak.

Q - Exceeds quality control limits.

U - Compound analyzed for but not detected above the reporting limit.

UJ- Non-detected compound associated with low bias in the CCV and/or LCS.

N - The identification is based on presumptive evidence.

File extensions may have been used on the data analysis sheets and indicates as follows:

a-File was requantified

b-File was quantified by a second column and detector

r1-File was requantified for the purpose of reissue

eurofins | Air Toxics

Summary of Detected Compounds
EPA METHOD TO-15 GC/MS FULL SCAN

Client Sample ID: VMP-3-10-072312

Lab ID#: 1207564A-01A

Compound	Rpt. Limit (ppbv)	Amount (ppbv)	Rpt. Limit (ug/m3)	Amount (ug/m3)
Freon 12	1.0	0.54 J	5.0	2.7 J
Freon 11	1.0	0.22 J	5.6	1.2 J
Ethanol	4.0	9.8	7.6	18
Acetone	10	33	24	78
2-Propanol	4.0	5.6	9.9	14
Methylene Chloride	10	0.91 J	35	3.2 J
Hexane	1.0	4.3	3.5	15
2-Butanone (Methyl Ethyl Ketone)	4.0	4.5	12	13
Chloroform	1.0	1.2	4.9	5.6
Cyclohexane	1.0	1.5	3.4	5.1
2,2,4-Trimethylpentane	1.0	150	4.7	680
Benzene	1.0	1.5	3.2	4.9
4-Methyl-2-pentanone	1.0	14	4.1	59
Toluene	1.0	2.1	3.8	8.0
2-Hexanone	4.0	1.3 J	16	5.3 J
m,p-Xylene	1.0	0.54 J	4.4	2.4 J
o-Xylene	1.0	0.28 J	4.4	1.2 J
Styrene	1.0	0.088 J	4.3	0.37 J
Cumene	1.0	0.22 J	4.9	1.1 J
4-Ethyltoluene	1.0	0.16 J	4.9	0.78 J
1,2,4-Trimethylbenzene	1.0	0.38 J	4.9	1.8 J
alpha-Chlorotoluene	1.0	~~0.30 J~~	5.2	~~1.5 J~~
Butane	4.0	25	9.6	60
Isopentane	4.0	51	12	150

Client Sample ID: VMP-3-22-072312

Lab ID#: 1207564A-02A

Compound	Rpt. Limit (ppbv)	Amount (ppbv)	Rpt. Limit (ug/m3)	Amount (ug/m3)
Freon 12	0.98	0.52 J	4.8	2.6 J
Freon 11	0.98	0.17 J	5.5	0.97 J
Ethanol	3.9	6.7	7.4	13
Acetone	9.8	21	23	51

eurofins | Air Toxics

Summary of Detected Compounds
EPA METHOD TO-15 GC/MS FULL SCAN

Client Sample ID: VMP-3-22-072312

Lab ID#: 1207564A-02A

2-Propanol	3.9	3.5 J	9.6	8.7 J
Methylene Chloride	9.8	0.43 J	34	1.5 J
Hexane	0.98	0.27 J	3.4	0.96 J
2-Butanone (Methyl Ethyl Ketone)	3.9	2.7 J	12	7.9 J
2,2,4-Trimethylpentane	0.98	2.2	4.6	10
Benzene	0.98	2.9	3.1	9.3
Heptane	0.98	0.29 J	4.0	1.2 J
4-Methyl-2-pentanone	0.98	3.3	4.0	13
Toluene	0.98	1.5	3.7	5.7
m,p-Xylene	0.98	0.30 J	4.2	1.3 J
Cumene	0.98	0.30 J	4.8	1.4 J
1,2,4-Trimethylbenzene	0.98	0.18 J	4.8	0.91 J
alpha-Chlorotoluene	0.98	~~0.091 J~~	5.1	~~0.47 J~~
Butane	3.9	5.2	9.3	12

Client Sample ID: VMP-4-12-072312

Lab ID#: 1207564A-03A

Compound	Rpt. Limit (ppbv)	Amount (ppbv)	Rpt. Limit (ug/m3)	Amount (ug/m3)
Ethanol	19	32	37	60
Acetone	49	28 J	120	66 J
2-Propanol	19	5.9 J	48	14 J
Hexane	4.9	57	17	200
Cyclohexane	4.9	29	17	100
2,2,4-Trimethylpentane	4.9	99	23	460
Benzene	4.9	6.2	16	20
Heptane	4.9	120	20	480
4-Methyl-2-pentanone	4.9	32	20	130
Toluene	4.9	44	18	170
Ethyl Benzene	4.9	21	21	90
m,p-Xylene	4.9	48	21	210
o-Xylene	4.9	16	21	68
Cumene	4.9	7.3	24	36
Propylbenzene	4.9	2.5 J	24	12 J
1,3,5-Trimethylbenzene	4.9	2.8 J	24	14 J

eurofins | Air Toxics

Summary of Detected Compounds
EPA METHOD TO-15 GC/MS FULL SCAN

Client Sample ID: VMP-4-12-072312

Lab ID#: 1207564A-03A

1,2,4-Trimethylbenzene	4.9	5.9	24	29
Butane	19	80	46	190
Isopentane	19	84	57	250

Client Sample ID: VMP-7-13.5-072012

Lab ID#: 1207564A-04A

Compound	Rpt. Limit (ppbv)	Amount (ppbv)	Rpt. Limit (ug/m3)	Amount (ug/m3)
Freon 12	0.94	0.52 J	4.6	2.6 J
Freon 11	0.94	0.23 J	5.2	1.3 J
Ethanol	3.7	13	7.0	24
Acetone	9.4	17	22	41
2-Propanol	3.7	16	9.2	41
Methylene Chloride	9.4	0.36 J	32	1.3 J
Hexane	0.94	0.27 J	3.3	0.95 J
2-Butanone (Methyl Ethyl Ketone)	3.7	3.9	11	12
Tetrahydrofuran	0.94	0.32 J	2.8	0.95 J
Chloroform	0.94	1.4	4.6	6.6
2,2,4-Trimethylpentane	0.94	0.38 J	4.4	1.8 J
Benzene	0.94	2.7	3.0	8.7
Heptane	0.94	1.5	3.8	6.3
4-Methyl-2-pentanone	0.94	32	3.8	130
Toluene	0.94	20	3.5	76
2-Hexanone	3.7	0.31 J	15	1.3 J
Ethyl Benzene	0.94	0.69 J	4.0	3.0 J
m,p-Xylene	0.94	1.7	4.1	7.4
o-Xylene	0.94	0.44 J	4.1	1.9 J
Styrene	0.94	0.29 J	4.0	1.2 J
Cumene	0.94	6.8	4.6	33
Propylbenzene	0.94	0.12 J	4.6	0.59 J
4-Ethyltoluene	0.94	0.20 J	4.6	1.0 J
1,2,4-Trimethylbenzene	0.94	0.58 J	4.6	2.8 J
alpha-Chlorotoluene	0.94	~~0.24 J~~	4.8	~~1.2 J~~

eurofins | Air Toxics

Summary of Detected Compounds
EPA METHOD TO-15 GC/MS FULL SCAN

Client Sample ID: VMP-7-29.5-072012

Lab ID#: 1207564A-05A

Compound	Rpt. Limit (ppbv)	Amount (ppbv)	Rpt. Limit (ug/m3)	Amount (ug/m3)
Freon 12	0.94	0.48 J	4.6	2.4 J
Chloromethane	9.4	2.8 J	19	5.8 J
1,3-Butadiene	0.94	0.61 J	2.1	1.3 J
Freon 11	0.94	0.22 J	5.2	1.2 J
Ethanol	3.7	13	7.0	25
Acetone	9.4	15	22	36
2-Propanol	3.7	17 J	9.2	42 J
Carbon Disulfide	3.7	2.8 J	12	8.8 J
Methylene Chloride	9.4	0.42 J	32	1.5 J
Hexane	0.94	1.4	3.3	5.0
2-Butanone (Methyl Ethyl Ketone)	3.7	2.1 J	11	6.1 J
Tetrahydrofuran	0.94	0.53 J	2.8	1.6 J
Chloroform	0.94	0.22 J	4.6	1.1 J
Cyclohexane	0.94	0.87 J	3.2	3.0 J
2,2,4-Trimethylpentane	0.94	6.6	4.4	31
Benzene	0.94	9.7	3.0	31
Heptane	0.94	1.0	3.8	4.3
4-Methyl-2-pentanone	0.94	6.1	3.8	25
Toluene	0.94	4.6	3.5	17
Ethyl Benzene	0.94	0.71 J	4.0	3.1 J
m,p-Xylene	0.94	1.7	4.1	7.3
o-Xylene	0.94	0.61 J	4.1	2.6 J
Styrene	0.94	0.18 J	4.0	0.76 J
Cumene	0.94	1.0	4.6	5.2
1,1,2,2-Tetrachloroethane	0.94	0.43 J	6.4	3.0 J
Propylbenzene	0.94	0.10 J	4.6	0.50 J
4-Ethyltoluene	0.94	0.18 J	4.6	0.88 J
1,2,4-Trimethylbenzene	0.94	0.65 J	4.6	3.2 J
Butane	3.7	4.0	8.9	9.4

Client Sample ID: VMP-7-29.5-072012-Dup

Lab ID#: 1207564A-06A

eurofins | Air Toxics

Summary of Detected Compounds
EPA METHOD TO-15 GC/MS FULL SCAN

Client Sample ID: VMP-7-29.5-072012-Dup

Lab ID#: 1207564A-06A

Compound	Rpt. Limit (ppbv)	Amount (ppbv)	Rpt. Limit (ug/m3)	Amount (ug/m3)
Freon 12	0.94	0.55 J	4.6	2.7 J
Chloromethane	9.4	3.2 J	19	6.7 J
Freon 11	0.94	0.23 J	5.2	1.3 J
Ethanol	3.7	8.8	7.0	16
Acetone	9.4	13	22	30
2-Propanol	3.7	8.3 J	9.2	20 J
Carbon Disulfide	3.7	3.8	12	12
Methylene Chloride	9.4	0.35 J	32	1.2 J
Hexane	0.94	1.4	3.3	4.8
2-Butanone (Methyl Ethyl Ketone)	3.7	2.3 J	11	6.7 J
Chloroform	0.94	0.21 J	4.6	1.0 J
Cyclohexane	0.94	0.89 J	3.2	3.0 J
2,2,4-Trimethylpentane	0.94	6.2	4.4	29
Benzene	0.94	10	3.0	32
Heptane	0.94	0.88 J	3.8	3.6 J
4-Methyl-2-pentanone	0.94	6.7	3.8	27
Toluene	0.94	4.7	3.5	18
Chlorobenzene	0.94	0.22 J	4.3	0.99 J
Ethyl Benzene	0.94	0.70 J	4.0	3.0 J
m,p-Xylene	0.94	1.9	4.1	8.1
o-Xylene	0.94	0.76 J	4.1	3.3 J
Styrene	0.94	0.18 J	4.0	0.78 J
Cumene	0.94	1.2	4.6	6.1
Propylbenzene	0.94	0.17 J	4.6	0.86 J
4-Ethyltoluene	0.94	0.19 J	4.6	0.93 J
1,3,5-Trimethylbenzene	0.94	0.20 J	4.6	0.98 J
1,2,4-Trimethylbenzene	0.94	0.72 J	4.6	3.5 J
alpha-Chlorotoluene	0.94	~~0.31 J~~ U	4.8	~~1.6 J~~ U
Butane	3.7	3.6 J	8.9	8.6 J

Client Sample ID: VMP-11-8-072012

Lab ID#: 1207564A-07A

eurofins | Air Toxics

Summary of Detected Compounds
EPA METHOD TO-15 GC/MS FULL SCAN

Client Sample ID: VMP-11-8-072012

Lab ID#: 1207564A-07A

Compound	Rpt. Limit (ppbv)	Amount (ppbv)	Rpt. Limit (ug/m3)	Amount (ug/m3)
Freon 12	0.98	0.54 J	4.8	2.7 J
Freon 11	0.98	0.23 J	5.5	1.3 J
Ethanol	3.9	13	7.4	25
Acetone	9.8	10	23	25
2-Propanol	3.9	2.5 J	9.6	6.2 J
Methylene Chloride	9.8	1.4 J	34	4.7 J
Tetrahydrofuran	0.98	0.74 J	2.9	2.2 J
Benzene	0.98	0.52 J	3.1	1.7 J
2-Hexanone	3.9	0.070 J	16	0.28 J

Client Sample ID: VMP-11-29-072012

Lab ID#: 1207564A-08A

Compound	Rpt. Limit (ppbv)	Amount (ppbv)	Rpt. Limit (ug/m3)	Amount (ug/m3)
Freon 12	0.88	0.48 J	4.3	2.4 J
Freon 11	0.88	0.24 J	4.9	1.3 J
Ethanol	3.5	56	6.6	100
Acetone	8.8	45	21	110
2-Propanol	3.5	31	8.6	76
Carbon Disulfide	3.5	2.9 J	11	9.0 J
Methylene Chloride	8.8	0.57 J	30	2.0 J
Hexane	0.88	2.7	3.1	9.5
2-Butanone (Methyl Ethyl Ketone)	3.5	7.1	10	21
Tetrahydrofuran	0.88	1.9	2.6	5.6
Chloroform	0.88	3.9	4.3	19
Cyclohexane	0.88	1.9	3.0	6.7
2,2,4-Trimethylpentane	0.88	6.1	4.1	28
Benzene	0.88	5.8	2.8	18
Heptane	0.88	9.4	3.6	38
Bromodichloromethane	0.88	0.34 J	5.9	2.3 J
4-Methyl-2-pentanone	0.88	52	3.6	210
Toluene	0.88	28	3.3	100
2-Hexanone	3.5	0.64 J	14	2.6 J

eurofins

Air Toxics

Summary of Detected Compounds
EPA METHOD TO-15 GC/MS FULL SCAN

Client Sample ID: VMP-11-29-072012

Lab ID#: 1207564A-08A

Ethyl Benzene	0.88	2.3	3.8	10
m,p-Xylene	0.88	5.3	3.8	23
o-Xylene	0.88	1.4	3.8	6.2
Styrene	0.88	0.78 J	3.7	3.3 J
Cumene	0.88	13	4.3	63
Propylbenzene	0.88	0.23 J	4.3	1.1 J
4-Ethyltoluene	0.88	0.35 J	4.3	1.7 J
1,3,5-Trimethylbenzene	0.88	0.31 J	4.3	1.5 J
1,2,4-Trimethylbenzene	0.88	1.1	4.3	5.6
alpha-Chlorotoluene	0.88	~~0.33 J~~	4.5	~~1.7 J~~
Butane	3.5	2.1 J	8.3	5.0 J

Client Sample ID: VMP-14-5-072312

Lab ID#: 1207564A-09A

Compound	Rpt. Limit (ppbv)	Amount (ppbv)	Rpt. Limit (ug/m3)	Amount (ug/m3)
Freon 12	1.0	0.56 J	5.1	2.8 J
Chloromethane	10	1.9 J	21	3.9 J
Bromomethane	10	0.60 J	40	2.3 J
Freon 11	1.0	0.20 J	5.8	1.1 J
Ethanol	4.1	160	7.8	300
Acetone	10	83	24	200
2-Propanol	4.1	46	10	110
Methylene Chloride	10	0.86 J	36	3.0 J
2-Butanone (Methyl Ethyl Ketone)	4.1	31	12	90
Tetrahydrofuran	1.0	0.50 J	3.0	1.5 J
Chloroform	1.0	0.27 J	5.0	1.3 J
2,2,4-Trimethylpentane	1.0	0.68 J	4.8	3.2 J
Benzene	1.0	140	3.3	430
Heptane	1.0	0.64 J	4.2	2.6 J
4-Methyl-2-pentanone	1.0	110	4.2	470
Toluene	1.0	32	3.9	120
Tetrachloroethene	1.0	0.30 J	7.0	2.0 J
2-Hexanone	4.1	1.5 J	17	6.0 J
Ethyl Benzene	1.0	1.8	4.5	7.8

eurofins | Air Toxics

Summary of Detected Compounds
EPA METHOD TO-15 GC/MS FULL SCAN

Client Sample ID: VMP-14-5-072312

Lab ID#: 1207564A-09A

m,p-Xylene	1.0	5.7	4.5	25
o-Xylene	1.0	1.6	4.5	7.2
Styrene	1.0	0.79 J	4.4	3.4 J
Cumene	1.0	15	5.1	75
Propylbenzene	1.0	0.19 J	5.1	0.95 J
4-Ethyltoluene	1.0	0.37 J	5.1	1.8 J
1,3,5-Trimethylbenzene	1.0	0.35 J	5.1	1.7 J
1,2,4-Trimethylbenzene	1.0	1.6	5.1	7.6
alpha-Chlorotoluene	1.0	1.6	5.3	8.4
Butane	4.1	1.6 J	9.8	3.8 J

Client Sample ID: VMP-31-5-072012

Lab ID#: 1207564A-10A

Compound	Rpt. Limit (ppbv)	Amount (ppbv)	Rpt. Limit (ug/m3)	Amount (ug/m3)
Freon 12	0.96	0.52 J	4.7	2.6 J
Chloromethane	9.6	1.8 J	20	3.6 J
Freon 11	0.96	0.20 J	5.4	1.1 J
Ethanol	3.8	17	7.2	33
Acetone	9.6	73	23	170
2-Propanol	3.8	8.5	9.4	21
Carbon Disulfide	3.8	14	12	45
Methylene Chloride	9.6	0.62 J	33	2.1 J
2-Butanone (Methyl Ethyl Ketone)	3.8	7.8	11	23
Tetrahydrofuran	0.96	0.43 J	2.8	1.3 J
Benzene	0.96	1.3	3.0	4.3
4-Methyl-2-pentanone	0.96	4.1	3.9	17
Toluene	0.96	2.6	3.6	9.9
2-Hexanone	3.8	0.38 J	16	1.6 J
m,p-Xylene	0.96	0.40 J	4.1	1.7 J
Cumene	0.96	0.46 J	4.7	2.2 J
Propylbenzene	0.96	0.074 J	4.7	0.36 J
1,2,4-Trimethylbenzene	0.96	0.18 J	4.7	0.88 J

Summary of Detected Compounds
EPA METHOD TO-15 GC/MS FULL SCAN

Client Sample ID: VMP-31-30-072012

Lab ID#: 1207564A-11A

Compound	Rpt. Limit (ppbv)	Amount (ppbv)	Rpt. Limit (ug/m3)	Amount (ug/m3)
Hexane	96	740	340	2600
Cyclohexane	96	120	330	400
2,2,4-Trimethylpentane	96	3700	450	17000
Butane	380	22000	910	52000
Isopentane	380	16000	1100	46000

Client Sample ID: VMP-32-5-072012

Lab ID#: 1207564A-12A

Compound	Rpt. Limit (ppbv)	Amount (ppbv)	Rpt. Limit (ug/m3)	Amount (ug/m3)
Freon 12	0.84	0.50 J	4.2	2.5 J
Chloromethane	8.4	1.1 J	17	2.2 J
Freon 11	0.84	0.20 J	4.7	1.1 J
Acetone	8.4	50	20	120
Carbon Disulfide	3.4	1.2 J	10	3.6 J
Methylene Chloride	8.4	0.36 J	29	1.2 J
Hexane	0.84	0.60 J	3.0	2.1 J
2-Butanone (Methyl Ethyl Ketone)	3.4	2.0 J	9.9	6.1 J
Cyclohexane	0.84	0.99	2.9	3.4
2,2,4-Trimethylpentane	0.84	5.0	3.9	23
Benzene	0.84	29	2.7	91
Heptane	0.84	0.76 J	3.4	3.1 J
4-Methyl-2-pentanone	0.84	0.70 J	3.4	2.9 J
Toluene	0.84	1.1	3.2	4.2
2-Hexanone	3.4	0.18 J	14	0.74 J
Chlorobenzene	0.84	0.31 J	3.9	1.4 J
m,p-Xylene	0.84	0.80 J	3.6	3.5 J
o-Xylene	0.84	0.36 J	3.6	1.6 J
Cumene	0.84	0.12 J	4.1	0.57 J
1,1,2,2-Tetrachloroethane	0.84	0.29 J	5.8	2.0 J
Propylbenzene	0.84	0.12 J	4.1	0.58 J
4-Ethyltoluene	0.84	0.23 J	4.1	1.1 J
1,3,5-Trimethylbenzene	0.84	0.19 J	4.1	0.95 J

eurofins | Air Toxics

Summary of Detected Compounds
EPA METHOD TO-15 GC/MS FULL SCAN

Client Sample ID: VMP-32-5-072012

Lab ID#: 1207564A-12A

1,2,4-Trimethylbenzene	0.84	0.44 J	4.1	2.2 J
Butane	3.4	2.8 J	8.0	6.8 J

Client Sample ID: VMP-32-10-072012

Lab ID#: 1207564A-13A

Compound	Rpt. Limit (ppbv)	Amount (ppbv)	Rpt. Limit (ug/m3)	Amount (ug/m3)
Freon 12	0.98	0.46 J	4.8	2.2 J
Chloromethane	9.8	0.63 J	20	1.3 J
Bromomethane	9.8	0.82 J	38	3.2 J
Freon 11	0.98	0.26 J	5.5	1.5 J
Ethanol	3.9	6.2	7.4	12
Acetone	9.8	37	23	87
2-Propanol	3.9	1.9 J	9.6	4.6 J
Methylene Chloride	9.8	0.40 J	34	1.4 J
Hexane	0.98	0.48 J	3.4	1.7 J
2-Butanone (Methyl Ethyl Ketone)	3.9	2.7 J	12	8.1 J
Cyclohexane	0.98	0.63 J	3.4	2.2 J
2,2,4-Trimethylpentane	0.98	3.4	4.6	16
Benzene	0.98	14	3.1	44
Heptane	0.98	0.57 J	4.0	2.3 J
1,4-Dioxane	3.9	2.2 J	14	7.9 J
4-Methyl-2-pentanone	0.98	0.35 J	4.0	1.4 J
Toluene	0.98	1.1	3.7	4.2
2-Hexanone	3.9	0.28 J	16	1.2 J
Chlorobenzene	0.98	0.42 J	4.5	1.9 J
m,p-Xylene	0.98	0.55 J	4.2	2.4 J
o-Xylene	0.98	0.26 J	4.2	1.1 J
Propylbenzene	0.98	0.074 J	4.8	0.36 J
1,2,4-Trimethylbenzene	0.98	0.30 J	4.8	1.5 J

Client Sample ID: VMP-32-20-072012

Lab ID#: 1207564A-14A

eurofins | Air Toxics

Summary of Detected Compounds
EPA METHOD TO-15 GC/MS FULL SCAN

Client Sample ID: VMP-32-20-072012

Lab ID#: 1207564A-14A

Compound	Rpt. Limit (ppbv)	Amount (ppbv)	Rpt. Limit (ug/m3)	Amount (ug/m3)
Freon 12	0.96	0.54 J	4.7	2.7 J
Chloromethane	9.6	3.1 J	20	6.4 J
Freon 11	0.96	0.22 J	5.4	1.2 J
Acetone	9.6	55	23	130
Methylene Chloride	9.6	0.39 J	33	1.4 J
2-Butanone (Methyl Ethyl Ketone)	3.8	2.6 J	11	7.5 J
Tetrahydrofuran	0.96	0.49 J	2.8	1.4 J
2,2,4-Trimethylpentane	0.96	0.56 J	4.5	2.6 J
Benzene	0.96	2.7	3.0	8.5
4-Methyl-2-pentanone	0.96	0.34 J	3.9	1.4 J
Toluene	0.96	1.5	3.6	5.7
2-Hexanone	3.8	0.27 J	16	1.1 J
m,p-Xylene	0.96	0.33 J	4.1	1.4 J
Propylbenzene	0.96	0.075 J	4.7	0.37 J
4-Ethyltoluene	0.96	0.10 J	4.7	0.52 J
1,2,4-Trimethylbenzene	0.96	0.22 J	4.7	1.1 J

Client Sample ID: VMP-3-10-072312

Lab ID#: 1207564A-01A

EPA METHOD TO-15 GC/MS FULL SCAN

File Name:	2073114	Date of Collection:	7/23/12 10:56:00 AM
Dil. Factor:	2.01	Date of Analysis:	7/31/12 04:02 PM

Compound	Rpt. Limit (ppbv)	Amount (ppbv)	Rpt. Limit (ug/m3)	Amount (ug/m3)
Freon 12	1.0	0.54 J	5.0	2.7 J
Freon 114	1.0	Not Detected	7.0	Not Detected
Chloromethane	10	Not Detected	21	Not Detected
Vinyl Chloride	1.0	Not Detected	2.6	Not Detected
1,3-Butadiene	1.0	Not Detected	2.2	Not Detected
Bromomethane	10	Not Detected	39	Not Detected
Chloroethane	4.0	Not Detected	11	Not Detected
Freon 11	1.0	0.22 J	5.6	1.2 J
Ethanol	4.0	9.8	7.6	18
Freon 113	1.0	Not Detected	7.7	Not Detected
1,1-Dichloroethene	1.0	Not Detected	4.0	Not Detected
Acetone	10	33	24	78
2-Propanol	4.0	5.6	9.9	14
Carbon Disulfide	4.0	Not Detected	12	Not Detected
3-Chloropropene	4.0	Not Detected	12	Not Detected
Methylene Chloride	10	0.91 J	35	3.2 J
Methyl tert-butyl ether	1.0	Not Detected	3.6	Not Detected
trans-1,2-Dichloroethene	1.0	Not Detected	4.0	Not Detected
Hexane	1.0	4.3	3.5	15
1,1-Dichloroethane	1.0	Not Detected	4.1	Not Detected
2-Butanone (Methyl Ethyl Ketone)	4.0	4.5	12	13
cis-1,2-Dichloroethene	1.0	Not Detected	4.0	Not Detected
Tetrahydrofuran	1.0	Not Detected	3.0	Not Detected
Chloroform	1.0	1.2	4.9	5.6
1,1,1-Trichloroethane	1.0	Not Detected	5.5	Not Detected
Cyclohexane	1.0	1.5	3.4	5.1
Carbon Tetrachloride	1.0	Not Detected	6.3	Not Detected
2,2,4-Trimethylpentane	1.0	150	4.7	680
Benzene	1.0	1.5	3.2	4.9
1,2-Dichloroethane	1.0	Not Detected	4.1	Not Detected
Heptane	1.0	Not Detected	4.1	Not Detected
Trichloroethene	1.0	Not Detected	5.4	Not Detected
1,2-Dichloropropane	1.0	Not Detected	4.6	Not Detected
1,4-Dioxane	4.0	Not Detected	14	Not Detected
Bromodichloromethane	1.0	Not Detected	6.7	Not Detected
cis-1,3-Dichloropropene	1.0	Not Detected	4.6	Not Detected
4-Methyl-2-pentanone	1.0	14	4.1	59
Toluene	1.0	2.1	3.8	8.0
trans-1,3-Dichloropropene	1.0	Not Detected	4.6	Not Detected
1,1,2-Trichloroethane	1.0	Not Detected	5.5	Not Detected
Tetrachloroethene	1.0	Not Detected	6.8	Not Detected
2-Hexanone	4.0	1.3 J	16	5.3 J

eurofins | Air Toxics

Client Sample ID: VMP-3-10-072312

Lab ID#: 1207564A-01A

EPA METHOD TO-15 GC/MS FULL SCAN

File Name:	**2073114**	**Date of Collection: 7/23/12 10:56:00 AM**	
Dil. Factor:	**2.01**	**Date of Analysis: 7/31/12 04:02 PM**	

Compound	Rpt. Limit (ppbv)	Amount (ppbv)	Rpt. Limit (ug/m3)	Amount (ug/m3)
Dibromochloromethane	1.0	Not Detected	8.6	Not Detected
1,2-Dibromoethane (EDB)	1.0	Not Detected	7.7	Not Detected
Chlorobenzene	1.0	Not Detected	4.6	Not Detected
Ethyl Benzene	1.0	Not Detected	4.4	Not Detected
m,p-Xylene	1.0	0.54 J	4.4	2.4 J
o-Xylene	1.0	0.28 J	4.4	1.2 J
Styrene	1.0	0.088 J	4.3	0.37 J
Bromoform	1.0	Not Detected	10	Not Detected
Cumene	1.0	0.22 J	4.9	1.1 J
1,1,2,2-Tetrachloroethane	1.0	Not Detected	6.9	Not Detected
Propylbenzene	1.0	Not Detected	4.9	Not Detected
4-Ethyltoluene	1.0	0.16 J	4.9	0.78 J
1,3,5-Trimethylbenzene	1.0	Not Detected	4.9	Not Detected
1,2,4-Trimethylbenzene	1.0	0.38 J	4.9	1.8 J
1,3-Dichlorobenzene	1.0	Not Detected	6.0	Not Detected
1,4-Dichlorobenzene	1.0	Not Detected	6.0	Not Detected
alpha-Chlorotoluene	1.0	~~0.30 J~~ M	5.2	~~1.5 J~~ M
1,2-Dichlorobenzene	1.0	Not Detected	6.0	Not Detected
1,2,4-Trichlorobenzene	4.0	Not Detected	30	Not Detected
Hexachlorobutadiene	4.0	Not Detected	43	Not Detected
Butane	4.0	25	9.6	60
Isopentane	4.0	51	12	150

J = Estimated value.

Container Type: 1 Liter Summa Canister

Surrogates	%Recovery	Method Limits
Toluene-d8	125	70-130
1,2-Dichloroethane-d4	110	70-130
4-Bromofluorobenzene	96	70-130

Client Sample ID: VMP-3-22-072312

Lab ID#: 1207564A-02A

EPA METHOD TO-15 GC/MS FULL SCAN

File Name:	**2073116**	**Date of Collection:**	**7/23/12 12:00:00 PM**
Dil. Factor:	**1.96**	**Date of Analysis:**	**7/31/12 05:47 PM**

Compound	Rpt. Limit (ppbv)	Amount (ppbv)	Rpt. Limit (ug/m3)	Amount (ug/m3)
Freon 12	0.98	0.52 J	4.8	2.6 J
Freon 114	0.98	Not Detected	6.8	Not Detected
Chloromethane	9.8	Not Detected	20	Not Detected
Vinyl Chloride	0.98	Not Detected	2.5	Not Detected
1,3-Butadiene	0.98	Not Detected	2.2	Not Detected
Bromomethane	9.8	Not Detected	38	Not Detected
Chloroethane	3.9	Not Detected	10	Not Detected
Freon 11	0.98	0.17 J	5.5	0.97 J
Ethanol	3.9	6.7	7.4	13
Freon 113	0.98	Not Detected	7.5	Not Detected
1,1-Dichloroethene	0.98	Not Detected	3.9	Not Detected
Acetone	9.8	21	23	51
2-Propanol	3.9	3.5 J	9.6	8.7 J
Carbon Disulfide	3.9	Not Detected	12	Not Detected
3-Chloropropene	3.9	Not Detected	12	Not Detected
Methylene Chloride	9.8	0.43 J	34	1.5 J
Methyl tert-butyl ether	0.98	Not Detected	3.5	Not Detected
trans-1,2-Dichloroethene	0.98	Not Detected	3.9	Not Detected
Hexane	0.98	0.27 J	3.4	0.96 J
1,1-Dichloroethane	0.98	Not Detected	4.0	Not Detected
2-Butanone (Methyl Ethyl Ketone)	3.9	2.7 J	12	7.9 J
cis-1,2-Dichloroethene	0.98	Not Detected	3.9	Not Detected
Tetrahydrofuran	0.98	Not Detected	2.9	Not Detected
Chloroform	0.98	Not Detected	4.8	Not Detected
1,1,1-Trichloroethane	0.98	Not Detected	5.3	Not Detected
Cyclohexane	0.98	Not Detected	3.4	Not Detected
Carbon Tetrachloride	0.98	Not Detected	6.2	Not Detected
2,2,4-Trimethylpentane	0.98	2.2	4.6	10
Benzene	0.98	2.9	3.1	9.3
1,2-Dichloroethane	0.98	Not Detected	4.0	Not Detected
Heptane	0.98	0.29 J	4.0	1.2 J
Trichloroethene	0.98	Not Detected	5.3	Not Detected
1,2-Dichloropropane	0.98	Not Detected	4.5	Not Detected
1,4-Dioxane	3.9	Not Detected	14	Not Detected
Bromodichloromethane	0.98	Not Detected	6.6	Not Detected
cis-1,3-Dichloropropene	0.98	Not Detected	4.4	Not Detected
4-Methyl-2-pentanone	0.98	3.3	4.0	13
Toluene	0.98	1.5	3.7	5.7
trans-1,3-Dichloropropene	0.98	Not Detected	4.4	Not Detected
1,1,2-Trichloroethane	0.98	Not Detected	5.3	Not Detected
Tetrachloroethene	0.98	Not Detected	6.6	Not Detected
2-Hexanone	3.9	Not Detected	16	Not Detected

eurofins | Air Toxics

Client Sample ID: VMP-3-22-072312

Lab ID#: 1207564A-02A

EPA METHOD TO-15 GC/MS FULL SCAN

File Name:	2073116	**Date of Collection:**	7/23/12 12:00:00 PM
Dil. Factor:	1.96	**Date of Analysis:**	7/31/12 05:47 PM

Compound	Rpt. Limit (ppbv)	Amount (ppbv)	Rpt. Limit (ug/m3)	Amount (ug/m3)
Dibromochloromethane	0.98	Not Detected	8.3	Not Detected
1,2-Dibromoethane (EDB)	0.98	Not Detected	7.5	Not Detected
Chlorobenzene	0.98	Not Detected	4.5	Not Detected
Ethyl Benzene	0.98	Not Detected	4.2	Not Detected
m,p-Xylene	0.98	0.30 J	4.2	1.3 J
o-Xylene	0.98	Not Detected	4.2	Not Detected
Styrene	0.98	Not Detected	4.2	Not Detected
Bromoform	0.98	Not Detected	10	Not Detected
Cumene	0.98	0.30 J	4.8	1.4 J
1,1,2,2-Tetrachloroethane	0.98	Not Detected	6.7	Not Detected
Propylbenzene	0.98	Not Detected	4.8	Not Detected
4-Ethyltoluene	0.98	Not Detected	4.8	Not Detected
1,3,5-Trimethylbenzene	0.98	Not Detected	4.8	Not Detected
1,2,4-Trimethylbenzene	0.98	0.18 J	4.8	0.91 J
1,3-Dichlorobenzene	0.98	Not Detected	5.9	Not Detected
1,4-Dichlorobenzene	0.98	Not Detected	5.9	Not Detected
alpha-Chlorotoluene	0.98	~~0.091 J~~ U	5.1	~~0.47 J~~ U
1,2-Dichlorobenzene	0.98	Not Detected	5.9	Not Detected
1,2,4-Trichlorobenzene	3.9	Not Detected	29	Not Detected
Hexachlorobutadiene	3.9	Not Detected	42	Not Detected
Butane	3.9	5.2	9.3	12
Isopentane	3.9	Not Detected	12	Not Detected

J = Estimated value.

Container Type: 1 Liter Summa Canister

Surrogates	%Recovery	Method Limits
Toluene-d8	112	70-130
1,2-Dichloroethane-d4	106	70-130
4-Bromofluorobenzene	97	70-130

Client Sample ID: VMP-4-12-072312

Lab ID#: 1207564A-03A

EPA METHOD TO-15 GC/MS FULL SCAN

File Name:	2073128	**Date of Collection:**	7/23/12 12:14:00 PM
Dil. Factor:	9.74	**Date of Analysis:**	8/1/12 07:58 AM

Compound	Rpt. Limit (ppbv)	Amount (ppbv)	Rpt. Limit (ug/m3)	Amount (ug/m3)
Freon 12	4.9	Not Detected	24	Not Detected
Freon 114	4.9	Not Detected	34	Not Detected
Chloromethane	49	Not Detected	100	Not Detected
Vinyl Chloride	4.9	Not Detected	12	Not Detected
1,3-Butadiene	4.9	Not Detected	11	Not Detected
Bromomethane	49	Not Detected	190	Not Detected
Chloroethane	19	Not Detected	51	Not Detected
Freon 11	4.9	Not Detected	27	Not Detected
Ethanol	19	32	37	60
Freon 113	4.9	Not Detected	37	Not Detected
1,1-Dichloroethene	4.9	Not Detected	19	Not Detected
Acetone	49	28 J	120	66 J
2-Propanol	19	5.9 J	48	14 J
Carbon Disulfide	19	Not Detected	61	Not Detected
3-Chloropropene	19	Not Detected	61	Not Detected
Methylene Chloride	49	Not Detected	170	Not Detected
Methyl tert-butyl ether	4.9	Not Detected	18	Not Detected
trans-1,2-Dichloroethene	4.9	Not Detected	19	Not Detected
Hexane	4.9	57	17	200
1,1-Dichloroethane	4.9	Not Detected	20	Not Detected
2-Butanone (Methyl Ethyl Ketone)	19	Not Detected	57	Not Detected
cis-1,2-Dichloroethene	4.9	Not Detected	19	Not Detected
Tetrahydrofuran	4.9	Not Detected	14	Not Detected
Chloroform	4.9	Not Detected	24	Not Detected
1,1,1-Trichloroethane	4.9	Not Detected	26	Not Detected
Cyclohexane	4.9	29	17	100
Carbon Tetrachloride	4.9	Not Detected	31	Not Detected
2,2,4-Trimethylpentane	4.9	99	23	460
Benzene	4.9	6.2	16	20
1,2-Dichloroethane	4.9	Not Detected	20	Not Detected
Heptane	4.9	120	20	480
Trichloroethene	4.9	Not Detected	26	Not Detected
1,2-Dichloropropane	4.9	Not Detected	22	Not Detected
1,4-Dioxane	19	Not Detected	70	Not Detected
Bromodichloromethane	4.9	Not Detected	33	Not Detected
cis-1,3-Dichloropropene	4.9	Not Detected	22	Not Detected
4-Methyl-2-pentanone	4.9	32	20	130
Toluene	4.9	44	18	170
trans-1,3-Dichloropropene	4.9	Not Detected	22	Not Detected
1,1,2-Trichloroethane	4.9	Not Detected	26	Not Detected
Tetrachloroethene	4.9	Not Detected	33	Not Detected
2-Hexanone	19	Not Detected	80	Not Detected

eurofins

Air Toxics

Client Sample ID: VMP-4-12-072312

Lab ID#: 1207564A-03A

EPA METHOD TO-15 GC/MS FULL SCAN

File Name:	**2073128**	**Date of Collection: 7/23/12 12:14:00 PM**	
Dil. Factor:	**9.74**	**Date of Analysis: 8/1/12 07:58 AM**	

Compound	Rpt. Limit (ppbv)	Amount (ppbv)	Rpt. Limit (ug/m3)	Amount (ug/m3)
Dibromochloromethane	4.9	Not Detected	41	Not Detected
1,2-Dibromoethane (EDB)	4.9	Not Detected	37	Not Detected
Chlorobenzene	4.9	Not Detected	22	Not Detected
Ethyl Benzene	4.9	21	21	90
m,p-Xylene	4.9	48	21	210
o-Xylene	4.9	16	21	68
Styrene	4.9	Not Detected	21	Not Detected
Bromoform	4.9	Not Detected	50	Not Detected
Cumene	4.9	7.3	24	36
1,1,2,2-Tetrachloroethane	4.9	Not Detected	33	Not Detected
Propylbenzene	4.9	2.5 J	24	12 J
4-Ethyltoluene	4.9	Not Detected	24	Not Detected
1,3,5-Trimethylbenzene	4.9	2.8 J	24	14 J
1,2,4-Trimethylbenzene	4.9	5.9	24	29
1,3-Dichlorobenzene	4.9	Not Detected	29	Not Detected
1,4-Dichlorobenzene	4.9	Not Detected	29	Not Detected
alpha-Chlorotoluene	4.9	Not Detected	25	Not Detected
1,2-Dichlorobenzene	4.9	Not Detected	29	Not Detected
1,2,4-Trichlorobenzene	19	Not Detected	140	Not Detected
Hexachlorobutadiene	19	Not Detected	210	Not Detected
Butane	19	80	46	190
Isopentane	19	84	57	250

J = Estimated value.

Container Type: 1 Liter Summa Canister

Surrogates	%Recovery	Method Limits
Toluene-d8	110	70-130
1,2-Dichloroethane-d4	101	70-130
4-Bromofluorobenzene	93	70-130

eurofins | Air Toxics

Client Sample ID: VMP-7-13.5-072012

Lab ID#: 1207564A-04A

EPA METHOD TO-15 GC/MS FULL SCAN

File Name:	2073115	**Date of Collection:**	7/20/12 11:14:00 AM
Dil. Factor:	1.87	**Date of Analysis:**	7/31/12 05:10 PM

Compound	Rpt. Limit (ppbv)	Amount (ppbv)	Rpt. Limit (ug/m3)	Amount (ug/m3)
Freon 12	0.94	0.52 J	4.6	2.6 J
Freon 114	0.94	Not Detected	6.5	Not Detected
Chloromethane	9.4	Not Detected	19	Not Detected
Vinyl Chloride	0.94	Not Detected	2.4	Not Detected
1,3-Butadiene	0.94	Not Detected	2.1	Not Detected
Bromomethane	9.4	Not Detected	36	Not Detected
Chloroethane	3.7	Not Detected	9.9	Not Detected
Freon 11	0.94	0.23 J	5.2	1.3 J
Ethanol	3.7	13	7.0	24
Freon 113	0.94	Not Detected	7.2	Not Detected
1,1-Dichloroethene	0.94	Not Detected	3.7	Not Detected
Acetone	9.4	17	22	41
2-Propanol	3.7	16	9.2	41
Carbon Disulfide	3.7	Not Detected	12	Not Detected
3-Chloropropene	3.7	Not Detected	12	Not Detected
Methylene Chloride	9.4	0.36 J	32	1.3 J
Methyl tert-butyl ether	0.94	Not Detected	3.4	Not Detected
trans-1,2-Dichloroethene	0.94	Not Detected	3.7	Not Detected
Hexane	0.94	0.27 J	3.3	0.95 J
1,1-Dichloroethane	0.94	Not Detected	3.8	Not Detected
2-Butanone (Methyl Ethyl Ketone)	3.7	3.9	11	12
cis-1,2-Dichloroethene	0.94	Not Detected	3.7	Not Detected
Tetrahydrofuran	0.94	0.32 J	2.8	0.95 J
Chloroform	0.94	1.4	4.6	6.6
1,1,1-Trichloroethane	0.94	Not Detected	5.1	Not Detected
Cyclohexane	0.94	Not Detected	3.2	Not Detected
Carbon Tetrachloride	0.94	Not Detected	5.9	Not Detected
2,2,4-Trimethylpentane	0.94	0.38 J	4.4	1.8 J
Benzene	0.94	2.7	3.0	8.7
1,2-Dichloroethane	0.94	Not Detected	3.8	Not Detected
Heptane	0.94	1.5	3.8	6.3
Trichloroethene	0.94	Not Detected	5.0	Not Detected
1,2-Dichloropropane	0.94	Not Detected	4.3	Not Detected
1,4-Dioxane	3.7	Not Detected	13	Not Detected
Bromodichloromethane	0.94	Not Detected	6.3	Not Detected
cis-1,3-Dichloropropene	0.94	Not Detected	4.2	Not Detected
4-Methyl-2-pentanone	0.94	32	3.8	130
Toluene	0.94	20	3.5	76
trans-1,3-Dichloropropene	0.94	Not Detected	4.2	Not Detected
1,1,2-Trichloroethane	0.94	Not Detected	5.1	Not Detected
Tetrachloroethene	0.94	Not Detected	6.3	Not Detected
2-Hexanone	3.7	0.31 J	15	1.3 J

eurofins | Air Toxics

Client Sample ID: VMP-7-13.5-072012

Lab ID#: 1207564A-04A

EPA METHOD TO-15 GC/MS FULL SCAN

File Name:	**2073115**	**Date of Collection: 7/20/12 11:14:00 AM**	
Dil. Factor:	**1.87**	**Date of Analysis: 7/31/12 05:10 PM**	

Compound	Rpt. Limit (ppbv)	Amount (ppbv)	Rpt. Limit (ug/m3)	Amount (ug/m3)
Dibromochloromethane	0.94	Not Detected	8.0	Not Detected
1,2-Dibromoethane (EDB)	0.94	Not Detected	7.2	Not Detected
Chlorobenzene	0.94	Not Detected	4.3	Not Detected
Ethyl Benzene	0.94	0.69 J	4.0	3.0 J
m,p-Xylene	0.94	1.7	4.1	7.4
o-Xylene	0.94	0.44 J	4.1	1.9 J
Styrene	0.94	0.29 J	4.0	1.2 J
Bromoform	0.94	Not Detected	9.7	Not Detected
Cumene	0.94	6.8	4.6	33
1,1,2,2-Tetrachloroethane	0.94	Not Detected	6.4	Not Detected
Propylbenzene	0.94	0.12 J	4.6	0.59 J
4-Ethyltoluene	0.94	0.20 J	4.6	1.0 J
1,3,5-Trimethylbenzene	0.94	Not Detected	4.6	Not Detected
1,2,4-Trimethylbenzene	0.94	0.58 J	4.6	2.8 J
1,3-Dichlorobenzene	0.94	Not Detected	5.6	Not Detected
1,4-Dichlorobenzene	0.94	Not Detected	5.6	Not Detected
alpha-Chlorotoluene	0.94	~~0.24 J~~	4.8	~~1.2 J~~
1,2-Dichlorobenzene	0.94	Not Detected	5.6	Not Detected
1,2,4-Trichlorobenzene	3.7	Not Detected	28	Not Detected
Hexachlorobutadiene	3.7	Not Detected	40	Not Detected
Butane	3.7	Not Detected	8.9	Not Detected
Isopentane	3.7	Not Detected	11	Not Detected

J = Estimated value.

Container Type: 1 Liter Summa Canister

Surrogates	%Recovery	Method Limits
Toluene-d8	117	70-130
1,2-Dichloroethane-d4	106	70-130
4-Bromofluorobenzene	95	70-130

eurofins | Air Toxics

Client Sample ID: VMP-7-29.5-072012

Lab ID#: 1207564A-05A

EPA METHOD TO-15 GC/MS FULL SCAN

File Name:	**2073117**	**Date of Collection:**	**7/20/12 10:20:00 AM**
Dil. Factor:	**1.87**	**Date of Analysis:**	**7/31/12 06:21 PM**

Compound	Rpt. Limit (ppbv)	Amount (ppbv)	Rpt. Limit (ug/m3)	Amount (ug/m3)
Freon 12	0.94	0.48 J	4.6	2.4 J
Freon 114	0.94	Not Detected	6.5	Not Detected
Chloromethane	9.4	2.8 J	19	5.8 J
Vinyl Chloride	0.94	Not Detected	2.4	Not Detected
1,3-Butadiene	0.94	0.61 J	2.1	1.3 J
Bromomethane	9.4	Not Detected	36	Not Detected
Chloroethane	3.7	Not Detected	9.9	Not Detected
Freon 11	0.94	0.22 J	5.2	1.2 J
Ethanol	3.7	13	7.0	25
Freon 113	0.94	Not Detected	7.2	Not Detected
1,1-Dichloroethene	0.94	Not Detected	3.7	Not Detected
Acetone	9.4	15	22	36
2-Propanol	3.7	17 J	9.2	42 J
Carbon Disulfide	3.7	2.8 J	12	8.8 J
3-Chloropropene	3.7	Not Detected	12	Not Detected
Methylene Chloride	9.4	0.42 J	32	1.5 J
Methyl tert-butyl ether	0.94	Not Detected	3.4	Not Detected
trans-1,2-Dichloroethene	0.94	Not Detected	3.7	Not Detected
Hexane	0.94	1.4	3.3	5.0
1,1-Dichloroethane	0.94	Not Detected	3.8	Not Detected
2-Butanone (Methyl Ethyl Ketone)	3.7	2.1 J	11	6.1 J
cis-1,2-Dichloroethene	0.94	Not Detected	3.7	Not Detected
Tetrahydrofuran	0.94	0.53 J	2.8	1.6 J
Chloroform	0.94	0.22 J	4.6	1.1 J
1,1,1-Trichloroethane	0.94	Not Detected	5.1	Not Detected
Cyclohexane	0.94	0.87 J	3.2	3.0 J
Carbon Tetrachloride	0.94	Not Detected	5.9	Not Detected
2,2,4-Trimethylpentane	0.94	6.6	4.4	31
Benzene	0.94	9.7	3.0	31
1,2-Dichloroethane	0.94	Not Detected	3.8	Not Detected
Heptane	0.94	1.0	3.8	4.3
Trichloroethene	0.94	Not Detected	5.0	Not Detected
1,2-Dichloropropane	0.94	Not Detected	4.3	Not Detected
1,4-Dioxane	3.7	Not Detected	13	Not Detected
Bromodichloromethane	0.94	Not Detected	6.3	Not Detected
cis-1,3-Dichloropropene	0.94	Not Detected	4.2	Not Detected
4-Methyl-2-pentanone	0.94	6.1	3.8	25
Toluene	0.94	4.6	3.5	17
trans-1,3-Dichloropropene	0.94	Not Detected	4.2	Not Detected
1,1,2-Trichloroethane	0.94	Not Detected	5.1	Not Detected
Tetrachloroethene	0.94	Not Detected	6.3	Not Detected
2-Hexanone	3.7	Not Detected	15	Not Detected

eurofins | Air Toxics

Client Sample ID: VMP-7-29.5-072012

Lab ID#: 1207564A-05A

EPA METHOD TO-15 GC/MS FULL SCAN

File Name:	**2073117**	**Date of Collection:**	**7/20/12 10:20:00 AM**
Dil. Factor:	**1.87**	**Date of Analysis:**	**7/31/12 06:21 PM**

Compound	Rpt. Limit (ppbv)	Amount (ppbv)	Rpt. Limit (ug/m3)	Amount (ug/m3)
Dibromochloromethane	0.94	Not Detected	8.0	Not Detected
1,2-Dibromoethane (EDB)	0.94	Not Detected	7.2	Not Detected
Chlorobenzene	0.94	Not Detected	4.3	Not Detected
Ethyl Benzene	0.94	0.71 J	4.0	3.1 J
m,p-Xylene	0.94	1.7	4.1	7.3
o-Xylene	0.94	0.61 J	4.1	2.6 J
Styrene	0.94	0.18 J	4.0	0.76 J
Bromoform	0.94	Not Detected	9.7	Not Detected
Cumene	0.94	1.0	4.6	5.2
1,1,2,2-Tetrachloroethane	0.94	0.43 J	6.4	3.0 J
Propylbenzene	0.94	0.10 J	4.6	0.50 J
4-Ethyltoluene	0.94	0.18 J	4.6	0.88 J
1,3,5-Trimethylbenzene	0.94	Not Detected	4.6	Not Detected
1,2,4-Trimethylbenzene	0.94	0.65 J	4.6	3.2 J
1,3-Dichlorobenzene	0.94	Not Detected	5.6	Not Detected
1,4-Dichlorobenzene	0.94	Not Detected	5.6	Not Detected
alpha-Chlorotoluene	0.94	Not Detected	4.8	Not Detected
1,2-Dichlorobenzene	0.94	Not Detected	5.6	Not Detected
1,2,4-Trichlorobenzene	3.7	Not Detected	28	Not Detected
Hexachlorobutadiene	3.7	Not Detected	40	Not Detected
Butane	3.7	4.0	8.9	9.4
Isopentane	3.7	Not Detected	11	Not Detected

J = Estimated value.

Container Type: 1 Liter Summa Canister

Surrogates	%Recovery	Method Limits
Toluene-d8	116	70-130
1,2-Dichloroethane-d4	106	70-130
4-Bromofluorobenzene	94	70-130

eurofins | Air Toxics

Client Sample ID: VMP-7-29.5-072012-Dup

Lab ID#: 1207564A-06A

EPA METHOD TO-15 GC/MS FULL SCAN

File Name:	**2073118**	**Date of Collection:**	**7/20/12 10:20:00 AM**
Dil. Factor:	**1.87**	**Date of Analysis:**	**7/31/12 06:55 PM**

Compound	Rpt. Limit (ppbv)	Amount (ppbv)	Rpt. Limit (ug/m3)	Amount (ug/m3)
Freon 12	0.94	0.55 J	4.6	2.7 J
Freon 114	0.94	Not Detected	6.5	Not Detected
Chloromethane	9.4	3.2 J	19	6.7 J
Vinyl Chloride	0.94	Not Detected	2.4	Not Detected
1,3-Butadiene	0.94	Not Detected	2.1	Not Detected
Bromomethane	9.4	Not Detected	36	Not Detected
Chloroethane	3.7	Not Detected	9.9	Not Detected
Freon 11	0.94	0.23 J	5.2	1.3 J
Ethanol	3.7	8.8	7.0	16
Freon 113	0.94	Not Detected	7.2	Not Detected
1,1-Dichloroethene	0.94	Not Detected	3.7	Not Detected
Acetone	9.4	13	22	30
2-Propanol	3.7	8.3 J	9.2	20 J
Carbon Disulfide	3.7	3.8	12	12
3-Chloropropene	3.7	Not Detected	12	Not Detected
Methylene Chloride	9.4	0.35 J	32	1.2 J
Methyl tert-butyl ether	0.94	Not Detected	3.4	Not Detected
trans-1,2-Dichloroethene	0.94	Not Detected	3.7	Not Detected
Hexane	0.94	1.4	3.3	4.8
1,1-Dichloroethane	0.94	Not Detected	3.8	Not Detected
2-Butanone (Methyl Ethyl Ketone)	3.7	2.3 J	11	6.7 J
cis-1,2-Dichloroethene	0.94	Not Detected	3.7	Not Detected
Tetrahydrofuran	0.94	Not Detected	2.8	Not Detected
Chloroform	0.94	0.21 J	4.6	1.0 J
1,1,1-Trichloroethane	0.94	Not Detected	5.1	Not Detected
Cyclohexane	0.94	0.89 J	3.2	3.0 J
Carbon Tetrachloride	0.94	Not Detected	5.9	Not Detected
2,2,4-Trimethylpentane	0.94	6.2	4.4	29
Benzene	0.94	10	3.0	32
1,2-Dichloroethane	0.94	Not Detected	3.8	Not Detected
Heptane	0.94	0.88 J	3.8	3.6 J
Trichloroethene	0.94	Not Detected	5.0	Not Detected
1,2-Dichloropropane	0.94	Not Detected	4.3	Not Detected
1,4-Dioxane	3.7	Not Detected	13	Not Detected
Bromodichloromethane	0.94	Not Detected	6.3	Not Detected
cis-1,3-Dichloropropene	0.94	Not Detected	4.2	Not Detected
4-Methyl-2-pentanone	0.94	6.7	3.8	27
Toluene	0.94	4.7	3.5	18
trans-1,3-Dichloropropene	0.94	Not Detected	4.2	Not Detected
1,1,2-Trichloroethane	0.94	Not Detected	5.1	Not Detected
Tetrachloroethene	0.94	Not Detected	6.3	Not Detected
2-Hexanone	3.7	Not Detected	15	Not Detected

eurofins | Air Toxics

Client Sample ID: VMP-7-29.5-072012-Dup
Lab ID#: 1207564A-06A
EPA METHOD TO-15 GC/MS FULL SCAN

File Name:	**2073118**	**Date of Collection:**	**7/20/12 10:20:00 AM**
Dil. Factor:	**1.87**	**Date of Analysis:**	**7/31/12 06:55 PM**

Compound	Rpt. Limit (ppbv)	Amount (ppbv)	Rpt. Limit (ug/m3)	Amount (ug/m3)
Dibromochloromethane	0.94	Not Detected	8.0	Not Detected
1,2-Dibromoethane (EDB)	0.94	Not Detected	7.2	Not Detected
Chlorobenzene	0.94	0.22 J	4.3	0.99 J
Ethyl Benzene	0.94	0.70 J	4.0	3.0 J
m,p-Xylene	0.94	1.9	4.1	8.1
o-Xylene	0.94	0.76 J	4.1	3.3 J
Styrene	0.94	0.18 J	4.0	0.78 J
Bromoform	0.94	Not Detected	9.7	Not Detected
Cumene	0.94	1.2	4.6	6.1
1,1,2,2-Tetrachloroethane	0.94	Not Detected	6.4	Not Detected
Propylbenzene	0.94	0.17 J	4.6	0.86 J
4-Ethyltoluene	0.94	0.19 J	4.6	0.93 J
1,3,5-Trimethylbenzene	0.94	0.20 J	4.6	0.98 J
1,2,4-Trimethylbenzene	0.94	0.72 J	4.6	3.5 J
1,3-Dichlorobenzene	0.94	Not Detected	5.6	Not Detected
1,4-Dichlorobenzene	0.94	Not Detected	5.6	Not Detected
alpha-Chlorotoluene	0.94	~~0.31 J~~ U	4.8	~~1.6 J~~ U
1,2-Dichlorobenzene	0.94	Not Detected	5.6	Not Detected
1,2,4-Trichlorobenzene	3.7	Not Detected	28	Not Detected
Hexachlorobutadiene	3.7	Not Detected	40	Not Detected
Butane	3.7	3.6 J	8.9	8.6 J
Isopentane	3.7	Not Detected	11	Not Detected

J = Estimated value.

Container Type: 1 Liter Summa Canister

Surrogates	%Recovery	Method Limits
Toluene-d8	115	70-130
1,2-Dichloroethane-d4	104	70-130
4-Bromofluorobenzene	96	70-130

eurofins | Air Toxics

Client Sample ID: VMP-11-8-072012

Lab ID#: 1207564A-07A

EPA METHOD TO-15 GC/MS FULL SCAN

File Name:	**2073119**	**Date of Collection:**	**7/20/12 12:31:00 PM**
Dil. Factor:	**1.96**	**Date of Analysis:**	**7/31/12 07:33 PM**

Compound	Rpt. Limit (ppbv)	Amount (ppbv)	Rpt. Limit (ug/m3)	Amount (ug/m3)
Freon 12	0.98	0.54 J	4.8	2.7 J
Freon 114	0.98	Not Detected	6.8	Not Detected
Chloromethane	9.8	Not Detected	20	Not Detected
Vinyl Chloride	0.98	Not Detected	2.5	Not Detected
1,3-Butadiene	0.98	Not Detected	2.2	Not Detected
Bromomethane	9.8	Not Detected	38	Not Detected
Chloroethane	3.9	Not Detected	10	Not Detected
Freon 11	0.98	0.23 J	5.5	1.3 J
Ethanol	3.9	13	7.4	25
Freon 113	0.98	Not Detected	7.5	Not Detected
1,1-Dichloroethene	0.98	Not Detected	3.9	Not Detected
Acetone	9.8	10	23	25
2-Propanol	3.9	2.5 J	9.6	6.2 J
Carbon Disulfide	3.9	Not Detected	12	Not Detected
3-Chloropropene	3.9	Not Detected	12	Not Detected
Methylene Chloride	9.8	1.4 J	34	4.7 J
Methyl tert-butyl ether	0.98	Not Detected	3.5	Not Detected
trans-1,2-Dichloroethene	0.98	Not Detected	3.9	Not Detected
Hexane	0.98	Not Detected	3.4	Not Detected
1,1-Dichloroethane	0.98	Not Detected	4.0	Not Detected
2-Butanone (Methyl Ethyl Ketone)	3.9	Not Detected	12	Not Detected
cis-1,2-Dichloroethene	0.98	Not Detected	3.9	Not Detected
Tetrahydrofuran	0.98	0.74 J	2.9	2.2 J
Chloroform	0.98	Not Detected	4.8	Not Detected
1,1,1-Trichloroethane	0.98	Not Detected	5.3	Not Detected
Cyclohexane	0.98	Not Detected	3.4	Not Detected
Carbon Tetrachloride	0.98	Not Detected	6.2	Not Detected
2,2,4-Trimethylpentane	0.98	Not Detected	4.6	Not Detected
Benzene	0.98	0.52 J	3.1	1.7 J
1,2-Dichloroethane	0.98	Not Detected	4.0	Not Detected
Heptane	0.98	Not Detected	4.0	Not Detected
Trichloroethene	0.98	Not Detected	5.3	Not Detected
1,2-Dichloropropane	0.98	Not Detected	4.5	Not Detected
1,4-Dioxane	3.9	Not Detected	14	Not Detected
Bromodichloromethane	0.98	Not Detected	6.6	Not Detected
cis-1,3-Dichloropropene	0.98	Not Detected	4.4	Not Detected
4-Methyl-2-pentanone	0.98	Not Detected	4.0	Not Detected
Toluene	0.98	Not Detected	3.7	Not Detected
trans-1,3-Dichloropropene	0.98	Not Detected	4.4	Not Detected
1,1,2-Trichloroethane	0.98	Not Detected	5.3	Not Detected
Tetrachloroethene	0.98	Not Detected	6.6	Not Detected
2-Hexanone	3.9	0.070 J	16	0.28 J

eurofins | Air Toxics

Client Sample ID: VMP-11-8-072012

Lab ID#: 1207564A-07A

EPA METHOD TO-15 GC/MS FULL SCAN

File Name:	**2073119**	**Date of Collection: 7/20/12 12:31:00 PM**	
Dil. Factor:	**1.96**	**Date of Analysis: 7/31/12 07:33 PM**	

Compound	Rpt. Limit (ppbv)	Amount (ppbv)	Rpt. Limit (ug/m3)	Amount (ug/m3)
Dibromochloromethane	0.98	Not Detected	8.3	Not Detected
1,2-Dibromoethane (EDB)	0.98	Not Detected	7.5	Not Detected
Chlorobenzene	0.98	Not Detected	4.5	Not Detected
Ethyl Benzene	0.98	Not Detected	4.2	Not Detected
m,p-Xylene	0.98	Not Detected	4.2	Not Detected
o-Xylene	0.98	Not Detected	4.2	Not Detected
Styrene	0.98	Not Detected	4.2	Not Detected
Bromoform	0.98	Not Detected	10	Not Detected
Cumene	0.98	Not Detected	4.8	Not Detected
1,1,2,2-Tetrachloroethane	0.98	Not Detected	6.7	Not Detected
Propylbenzene	0.98	Not Detected	4.8	Not Detected
4-Ethyltoluene	0.98	Not Detected	4.8	Not Detected
1,3,5-Trimethylbenzene	0.98	Not Detected	4.8	Not Detected
1,2,4-Trimethylbenzene	0.98	Not Detected	4.8	Not Detected
1,3-Dichlorobenzene	0.98	Not Detected	5.9	Not Detected
1,4-Dichlorobenzene	0.98	Not Detected	5.9	Not Detected
alpha-Chlorotoluene	0.98	Not Detected	5.1	Not Detected
1,2-Dichlorobenzene	0.98	Not Detected	5.9	Not Detected
1,2,4-Trichlorobenzene	3.9	Not Detected	29	Not Detected
Hexachlorobutadiene	3.9	Not Detected	42	Not Detected
Butane	3.9	Not Detected	9.3	Not Detected
Isopentane	3.9	Not Detected	12	Not Detected

J = Estimated value.

Container Type: 1 Liter Summa Canister

Surrogates	%Recovery	Method Limits
Toluene-d8	107	70-130
1,2-Dichloroethane-d4	106	70-130
4-Bromofluorobenzene	92	70-130

eurofins | Air Toxics

Client Sample ID: VMP-11-29-072012

Lab ID#: 1207564A-08A

EPA METHOD TO-15 GC/MS FULL SCAN

File Name:	**2073120**	**Date of Collection:**	**7/23/12 2:22:00 PM**
Dil. Factor:	**1.75**	**Date of Analysis:**	**7/31/12 08:14 PM**

Compound	Rpt. Limit (ppbv)	Amount (ppbv)	Rpt. Limit (ug/m3)	Amount (ug/m3)
Freon 12	0.88	0.48 J	4.3	2.4 J
Freon 114	0.88	Not Detected	6.1	Not Detected
Chloromethane	8.8	Not Detected	18	Not Detected
Vinyl Chloride	0.88	Not Detected	2.2	Not Detected
1,3-Butadiene	0.88	Not Detected	1.9	Not Detected
Bromomethane	8.8	Not Detected	34	Not Detected
Chloroethane	3.5	Not Detected	9.2	Not Detected
Freon 11	0.88	0.24 J	4.9	1.3 J
Ethanol	3.5	56	6.6	100
Freon 113	0.88	Not Detected	6.7	Not Detected
1,1-Dichloroethene	0.88	Not Detected	3.5	Not Detected
Acetone	8.8	45	21	110
2-Propanol	3.5	31	8.6	76
Carbon Disulfide	3.5	2.9 J	11	9.0 J
3-Chloropropene	3.5	Not Detected	11	Not Detected
Methylene Chloride	8.8	0.57 J	30	2.0 J
Methyl tert-butyl ether	0.88	Not Detected	3.2	Not Detected
trans-1,2-Dichloroethene	0.88	Not Detected	3.5	Not Detected
Hexane	0.88	2.7	3.1	9.5
1,1-Dichloroethane	0.88	Not Detected	3.5	Not Detected
2-Butanone (Methyl Ethyl Ketone)	3.5	7.1	10	21
cis-1,2-Dichloroethene	0.88	Not Detected	3.5	Not Detected
Tetrahydrofuran	0.88	1.9	2.6	5.6
Chloroform	0.88	3.9	4.3	19
1,1,1-Trichloroethane	0.88	Not Detected	4.8	Not Detected
Cyclohexane	0.88	1.9	3.0	6.7
Carbon Tetrachloride	0.88	Not Detected	5.5	Not Detected
2,2,4-Trimethylpentane	0.88	6.1	4.1	28
Benzene	0.88	5.8	2.8	18
1,2-Dichloroethane	0.88	Not Detected	3.5	Not Detected
Heptane	0.88	9.4	3.6	38
Trichloroethene	0.88	Not Detected	4.7	Not Detected
1,2-Dichloropropane	0.88	Not Detected	4.0	Not Detected
1,4-Dioxane	3.5	Not Detected	13	Not Detected
Bromodichloromethane	0.88	0.34 J	5.9	2.3 J
cis-1,3-Dichloropropene	0.88	Not Detected	4.0	Not Detected
4-Methyl-2-pentanone	0.88	52	3.6	210
Toluene	0.88	28	3.3	100
trans-1,3-Dichloropropene	0.88	Not Detected	4.0	Not Detected
1,1,2-Trichloroethane	0.88	Not Detected	4.8	Not Detected
Tetrachloroethene	0.88	Not Detected	5.9	Not Detected
2-Hexanone	3.5	0.64 J	14	2.6 J

eurofins | Air Toxics

Client Sample ID: VMP-11-29-072012

Lab ID#: 1207564A-08A

EPA METHOD TO-15 GC/MS FULL SCAN

File Name:	**2073120**	**Date of Collection: 7/23/12 2:22:00 PM**	
Dil. Factor:	**1.75**	**Date of Analysis: 7/31/12 08:14 PM**	

Compound	Rpt. Limit (ppbv)	Amount (ppbv)	Rpt. Limit (ug/m3)	Amount (ug/m3)
Dibromochloromethane	0.88	Not Detected	7.4	Not Detected
1,2-Dibromoethane (EDB)	0.88	Not Detected	6.7	Not Detected
Chlorobenzene	0.88	Not Detected	4.0	Not Detected
Ethyl Benzene	0.88	2.3	3.8	10
m,p-Xylene	0.88	5.3	3.8	23
o-Xylene	0.88	1.4	3.8	6.2
Styrene	0.88	0.78 J	3.7	3.3 J
Bromoform	0.88	Not Detected	9.0	Not Detected
Cumene	0.88	13	4.3	63
1,1,2,2-Tetrachloroethane	0.88	Not Detected	6.0	Not Detected
Propylbenzene	0.88	0.23 J	4.3	1.1 J
4-Ethyltoluene	0.88	0.35 J	4.3	1.7 J
1,3,5-Trimethylbenzene	0.88	0.31 J	4.3	1.5 J
1,2,4-Trimethylbenzene	0.88	1.1	4.3	5.6
1,3-Dichlorobenzene	0.88	Not Detected	5.3	Not Detected
1,4-Dichlorobenzene	0.88	Not Detected	5.3	Not Detected
alpha-Chlorotoluene	0.88	~~0.33 J~~	4.5	~~1.7 J~~
1,2-Dichlorobenzene	0.88	Not Detected	5.3	Not Detected
1,2,4-Trichlorobenzene	3.5	Not Detected	26	Not Detected
Hexachlorobutadiene	3.5	Not Detected	37	Not Detected
Butane	3.5	2.1 J	8.3	5.0 J
Isopentane	3.5	Not Detected	10	Not Detected

J = Estimated value.

Container Type: 1 Liter Summa Canister

Surrogates	%Recovery	Method Limits
Toluene-d8	117	70-130
1,2-Dichloroethane-d4	103	70-130
4-Bromofluorobenzene	98	70-130

eurofins | Air Toxics

Client Sample ID: VMP-14-5-072312

Lab ID#: 1207564A-09A

EPA METHOD TO-15 GC/MS FULL SCAN

File Name:	2073121	**Date of Collection:**	7/23/12 2:45:00 PM
Dil. Factor:	2.06	**Date of Analysis:**	7/31/12 08:48 PM

Compound	Rpt. Limit (ppbv)	Amount (ppbv)	Rpt. Limit (ug/m3)	Amount (ug/m3)
Freon 12	1.0	0.56 J	5.1	2.8 J
Freon 114	1.0	Not Detected	7.2	Not Detected
Chloromethane	10	1.9 J	21	3.9 J
Vinyl Chloride	1.0	Not Detected	2.6	Not Detected
1,3-Butadiene	1.0	Not Detected	2.3	Not Detected
Bromomethane	10	0.60 J	40	2.3 J
Chloroethane	4.1	Not Detected	11	Not Detected
Freon 11	1.0	0.20 J	5.8	1.1 J
Ethanol	4.1	160	7.8	300
Freon 113	1.0	Not Detected	7.9	Not Detected
1,1-Dichloroethene	1.0	Not Detected	4.1	Not Detected
Acetone	10	83	24	200
2-Propanol	4.1	46	10	110
Carbon Disulfide	4.1	Not Detected	13	Not Detected
3-Chloropropene	4.1	Not Detected	13	Not Detected
Methylene Chloride	10	0.86 J	36	3.0 J
Methyl tert-butyl ether	1.0	Not Detected	3.7	Not Detected
trans-1,2-Dichloroethene	1.0	Not Detected	4.1	Not Detected
Hexane	1.0	Not Detected	3.6	Not Detected
1,1-Dichloroethane	1.0	Not Detected	4.2	Not Detected
2-Butanone (Methyl Ethyl Ketone)	4.1	31	12	90
cis-1,2-Dichloroethene	1.0	Not Detected	4.1	Not Detected
Tetrahydrofuran	1.0	0.50 J	3.0	1.5 J
Chloroform	1.0	0.27 J	5.0	1.3 J
1,1,1-Trichloroethane	1.0	Not Detected	5.6	Not Detected
Cyclohexane	1.0	Not Detected	3.5	Not Detected
Carbon Tetrachloride	1.0	Not Detected	6.5	Not Detected
2,2,4-Trimethylpentane	1.0	0.68 J	4.8	3.2 J
Benzene	1.0	140	3.3	430
1,2-Dichloroethane	1.0	Not Detected	4.2	Not Detected
Heptane	1.0	0.64 J	4.2	2.6 J
Trichloroethene	1.0	Not Detected	5.5	Not Detected
1,2-Dichloropropane	1.0	Not Detected	4.8	Not Detected
1,4-Dioxane	4.1	Not Detected	15	Not Detected
Bromodichloromethane	1.0	Not Detected	6.9	Not Detected
cis-1,3-Dichloropropene	1.0	Not Detected	4.7	Not Detected
4-Methyl-2-pentanone	1.0	110	4.2	470
Toluene	1.0	32	3.9	120
trans-1,3-Dichloropropene	1.0	Not Detected	4.7	Not Detected
1,1,2-Trichloroethane	1.0	Not Detected	5.6	Not Detected
Tetrachloroethene	1.0	0.30 J	7.0	2.0 J
2-Hexanone	4.1	1.5 J	17	6.0 J

eurofins

Air Toxics

Client Sample ID: VMP-14-5-072312

Lab ID#: 1207564A-09A

EPA METHOD TO-15 GC/MS FULL SCAN

File Name:	**2073121**	**Date of Collection: 7/23/12 2:45:00 PM**	
Dil. Factor:	**2.06**	**Date of Analysis: 7/31/12 08:48 PM**	

Compound	Rpt. Limit (ppbv)	Amount (ppbv)	Rpt. Limit (ug/m3)	Amount (ug/m3)
Dibromochloromethane	1.0	Not Detected	8.8	Not Detected
1,2-Dibromoethane (EDB)	1.0	Not Detected	7.9	Not Detected
Chlorobenzene	1.0	Not Detected	4.7	Not Detected
Ethyl Benzene	1.0	1.8	4.5	7.8
m,p-Xylene	1.0	5.7	4.5	25
o-Xylene	1.0	1.6	4.5	7.2
Styrene	1.0	0.79 J	4.4	3.4 J
Bromoform	1.0	Not Detected	11	Not Detected
Cumene	1.0	15	5.1	75
1,1,2,2-Tetrachloroethane	1.0	Not Detected	7.1	Not Detected
Propylbenzene	1.0	0.19 J	5.1	0.95 J
4-Ethyltoluene	1.0	0.37 J	5.1	1.8 J
1,3,5-Trimethylbenzene	1.0	0.35 J	5.1	1.7 J
1,2,4-Trimethylbenzene	1.0	1.6	5.1	7.6
1,3-Dichlorobenzene	1.0	Not Detected	6.2	Not Detected
1,4-Dichlorobenzene	1.0	Not Detected	6.2	Not Detected
alpha-Chlorotoluene	1.0	1.6	5.3	8.4
1,2-Dichlorobenzene	1.0	Not Detected	6.2	Not Detected
1,2,4-Trichlorobenzene	4.1	Not Detected	30	Not Detected
Hexachlorobutadiene	4.1	Not Detected	44	Not Detected
Butane	4.1	1.6 J	9.8	3.8 J
Isopentane	4.1	Not Detected	12	Not Detected

J = Estimated value.

Container Type: 1 Liter Summa Canister

Surrogates	%Recovery	Method Limits
Toluene-d8	109	70-130
1,2-Dichloroethane-d4	102	70-130
4-Bromofluorobenzene	98	70-130

eurofins

Air Toxics

Client Sample ID: VMP-31-5-072012

Lab ID#: 1207564A-10A

EPA METHOD TO-15 GC/MS FULL SCAN

File Name:	2073122	**Date of Collection:**	7/20/12 9:26:00 AM
Dil. Factor:	1.91	**Date of Analysis:**	7/31/12 09:24 PM

Compound	Rpt. Limit (ppbv)	Amount (ppbv)	Rpt. Limit (ug/m3)	Amount (ug/m3)
Freon 12	0.96	0.52 J	4.7	2.6 J
Freon 114	0.96	Not Detected	6.7	Not Detected
Chloromethane	9.6	1.8 J	20	3.6 J
Vinyl Chloride	0.96	Not Detected	2.4	Not Detected
1,3-Butadiene	0.96	Not Detected	2.1	Not Detected
Bromomethane	9.6	Not Detected	37	Not Detected
Chloroethane	3.8	Not Detected	10	Not Detected
Freon 11	0.96	0.20 J	5.4	1.1 J
Ethanol	3.8	17	7.2	33
Freon 113	0.96	Not Detected	7.3	Not Detected
1,1-Dichloroethene	0.96	Not Detected	3.8	Not Detected
Acetone	9.6	73	23	170
2-Propanol	3.8	8.5	9.4	21
Carbon Disulfide	3.8	14	12	45
3-Chloropropene	3.8	Not Detected	12	Not Detected
Methylene Chloride	9.6	0.62 J	33	2.1 J
Methyl tert-butyl ether	0.96	Not Detected	3.4	Not Detected
trans-1,2-Dichloroethene	0.96	Not Detected	3.8	Not Detected
Hexane	0.96	Not Detected	3.4	Not Detected
1,1-Dichloroethane	0.96	Not Detected	3.9	Not Detected
2-Butanone (Methyl Ethyl Ketone)	3.8	7.8	11	23
cis-1,2-Dichloroethene	0.96	Not Detected	3.8	Not Detected
Tetrahydrofuran	0.96	0.43 J	2.8	1.3 J
Chloroform	0.96	Not Detected	4.7	Not Detected
1,1,1-Trichloroethane	0.96	Not Detected	5.2	Not Detected
Cyclohexane	0.96	Not Detected	3.3	Not Detected
Carbon Tetrachloride	0.96	Not Detected	6.0	Not Detected
2,2,4-Trimethylpentane	0.96	Not Detected	4.5	Not Detected
Benzene	0.96	1.3	3.0	4.3
1,2-Dichloroethane	0.96	Not Detected	3.9	Not Detected
Heptane	0.96	Not Detected	3.9	Not Detected
Trichloroethene	0.96	Not Detected	5.1	Not Detected
1,2-Dichloropropane	0.96	Not Detected	4.4	Not Detected
1,4-Dioxane	3.8	Not Detected	14	Not Detected
Bromodichloromethane	0.96	Not Detected	6.4	Not Detected
cis-1,3-Dichloropropene	0.96	Not Detected	4.3	Not Detected
4-Methyl-2-pentanone	0.96	4.1	3.9	17
Toluene	0.96	2.6	3.6	9.9
trans-1,3-Dichloropropene	0.96	Not Detected	4.3	Not Detected
1,1,2-Trichloroethane	0.96	Not Detected	5.2	Not Detected
Tetrachloroethene	0.96	Not Detected	6.5	Not Detected
2-Hexanone	3.8	0.38 J	16	1.6 J

eurofins | Air Toxics

Client Sample ID: VMP-31-5-072012

Lab ID#: 1207564A-10A

EPA METHOD TO-15 GC/MS FULL SCAN

File Name:	2073122	**Date of Collection:**	7/20/12 9:26:00 AM
Dil. Factor:	1.91	**Date of Analysis:**	7/31/12 09:24 PM

Compound	Rpt. Limit (ppbv)	Amount (ppbv)	Rpt. Limit (ug/m3)	Amount (ug/m3)
Dibromochloromethane	0.96	Not Detected	8.1	Not Detected
1,2-Dibromoethane (EDB)	0.96	Not Detected	7.3	Not Detected
Chlorobenzene	0.96	Not Detected	4.4	Not Detected
Ethyl Benzene	0.96	Not Detected	4.1	Not Detected
m,p-Xylene	0.96	0.40 J	4.1	1.7 J
o-Xylene	0.96	Not Detected	4.1	Not Detected
Styrene	0.96	Not Detected	4.1	Not Detected
Bromoform	0.96	Not Detected	9.9	Not Detected
Cumene	0.96	0.46 J	4.7	2.2 J
1,1,2,2-Tetrachloroethane	0.96	Not Detected	6.6	Not Detected
Propylbenzene	0.96	0.074 J	4.7	0.36 J
4-Ethyltoluene	0.96	Not Detected	4.7	Not Detected
1,3,5-Trimethylbenzene	0.96	Not Detected	4.7	Not Detected
1,2,4-Trimethylbenzene	0.96	0.18 J	4.7	0.88 J
1,3-Dichlorobenzene	0.96	Not Detected	5.7	Not Detected
1,4-Dichlorobenzene	0.96	Not Detected	5.7	Not Detected
alpha-Chlorotoluene	0.96	Not Detected	4.9	Not Detected
1,2-Dichlorobenzene	0.96	Not Detected	5.7	Not Detected
1,2,4-Trichlorobenzene	3.8	Not Detected	28	Not Detected
Hexachlorobutadiene	3.8	Not Detected	41	Not Detected
Butane	3.8	Not Detected	9.1	Not Detected
Isopentane	3.8	Not Detected	11	Not Detected

J = Estimated value.

Container Type: 1 Liter Summa Canister

Surrogates	%Recovery	Method Limits
Toluene-d8	107	70-130
1,2-Dichloroethane-d4	103	70-130
4-Bromofluorobenzene	97	70-130

eurofins | Air Toxics

Client Sample ID: VMP-31-30-072012

Lab ID#: 1207564A-11A

EPA METHOD TO-15 GC/MS FULL SCAN

File Name:	2073126	**Date of Collection:**	7/20/12 10:38:00 AM
Dil. Factor:	191	**Date of Analysis:**	8/1/12 06:27 AM

Compound	Rpt. Limit (ppbv)	Amount (ppbv)	Rpt. Limit (ug/m3)	Amount (ug/m3)
Freon 12	96	Not Detected	470	Not Detected
Freon 114	96	Not Detected	670	Not Detected
Chloromethane	960	Not Detected	2000	Not Detected
Vinyl Chloride	96	Not Detected	240	Not Detected
1,3-Butadiene	96	Not Detected	210	Not Detected
Bromomethane	960	Not Detected	3700	Not Detected
Chloroethane	380	Not Detected	1000	Not Detected
Freon 11	96	Not Detected	540	Not Detected
Ethanol	380	Not Detected	720	Not Detected
Freon 113	96	Not Detected	730	Not Detected
1,1-Dichloroethene	96	Not Detected	380	Not Detected
Acetone	960	Not Detected	2300	Not Detected
2-Propanol	380	Not Detected	940	Not Detected
Carbon Disulfide	380	Not Detected	1200	Not Detected
3-Chloropropene	380	Not Detected	1200	Not Detected
Methylene Chloride	960	Not Detected	3300	Not Detected
Methyl tert-butyl ether	96	Not Detected	340	Not Detected
trans-1,2-Dichloroethene	96	Not Detected	380	Not Detected
Hexane	96	740	340	2600
1,1-Dichloroethane	96	Not Detected	390	Not Detected
2-Butanone (Methyl Ethyl Ketone)	380	Not Detected	1100	Not Detected
cis-1,2-Dichloroethene	96	Not Detected	380	Not Detected
Tetrahydrofuran	96	Not Detected	280	Not Detected
Chloroform	96	Not Detected	470	Not Detected
1,1,1-Trichloroethane	96	Not Detected	520	Not Detected
Cyclohexane	96	120	330	400
Carbon Tetrachloride	96	Not Detected	600	Not Detected
2,2,4-Trimethylpentane	96	3700	450	17000
Benzene	96	Not Detected	300	Not Detected
1,2-Dichloroethane	96	Not Detected	390	Not Detected
Heptane	96	Not Detected	390	Not Detected
Trichloroethene	96	Not Detected	510	Not Detected
1,2-Dichloropropane	96	Not Detected	440	Not Detected
1,4-Dioxane	380	Not Detected	1400	Not Detected
Bromodichloromethane	96	Not Detected	640	Not Detected
cis-1,3-Dichloropropene	96	Not Detected	430	Not Detected
4-Methyl-2-pentanone	96	Not Detected	390	Not Detected
Toluene	96	Not Detected	360	Not Detected
trans-1,3-Dichloropropene	96	Not Detected	430	Not Detected
1,1,2-Trichloroethane	96	Not Detected	520	Not Detected
Tetrachloroethene	96	Not Detected	650	Not Detected
2-Hexanone	380	Not Detected	1600	Not Detected

eurofins | Air Toxics

Client Sample ID: VMP-31-30-072012

Lab ID#: 1207564A-11A

EPA METHOD TO-15 GC/MS FULL SCAN

File Name:	**2073126**	**Date of Collection:**	**7/20/12 10:38:00 AM**
Dil. Factor:	**191**	**Date of Analysis:**	**8/1/12 06:27 AM**

Compound	Rpt. Limit (ppbv)	Amount (ppbv)	Rpt. Limit (ug/m3)	Amount (ug/m3)
Dibromochloromethane	96	Not Detected	810	Not Detected
1,2-Dibromoethane (EDB)	96	Not Detected	730	Not Detected
Chlorobenzene	96	Not Detected	440	Not Detected
Ethyl Benzene	96	Not Detected	410	Not Detected
m,p-Xylene	96	Not Detected	410	Not Detected
o-Xylene	96	Not Detected	410	Not Detected
Styrene	96	Not Detected	410	Not Detected
Bromoform	96	Not Detected	990	Not Detected
Cumene	96	Not Detected	470	Not Detected
1,1,2,2-Tetrachloroethane	96	Not Detected	660	Not Detected
Propylbenzene	96	Not Detected	470	Not Detected
4-Ethyltoluene	96	Not Detected	470	Not Detected
1,3,5-Trimethylbenzene	96	Not Detected	470	Not Detected
1,2,4-Trimethylbenzene	96	Not Detected	470	Not Detected
1,3-Dichlorobenzene	96	Not Detected	570	Not Detected
1,4-Dichlorobenzene	96	Not Detected	570	Not Detected
alpha-Chlorotoluene	96	Not Detected	490	Not Detected
1,2-Dichlorobenzene	96	Not Detected	570	Not Detected
1,2,4-Trichlorobenzene	380	Not Detected	2800	Not Detected
Hexachlorobutadiene	380	Not Detected	4100	Not Detected
Butane	380	22000	910	52000
Isopentane	380	16000	1100	46000

Container Type: 1 Liter Summa Canister

Surrogates	%Recovery	Method Limits
Toluene-d8	113	70-130
1,2-Dichloroethane-d4	97	70-130
4-Bromofluorobenzene	95	70-130

eurofins

Air Toxics

Client Sample ID: VMP-32-5-072012

Lab ID#: 1207564A-12A

EPA METHOD TO-15 GC/MS FULL SCAN

File Name:	**2073123**	**Date of Collection:**	**7/20/12 9:56:00 AM**
Dil. Factor:	**1.68**	**Date of Analysis:**	**7/31/12 09:59 PM**

Compound	Rpt. Limit (ppbv)	Amount (ppbv)	Rpt. Limit (ug/m3)	Amount (ug/m3)
Freon 12	0.84	0.50 J	4.2	2.5 J
Freon 114	0.84	Not Detected	5.9	Not Detected
Chloromethane	8.4	1.1 J	17	2.2 J
Vinyl Chloride	0.84	Not Detected	2.1	Not Detected
1,3-Butadiene	0.84	Not Detected	1.8	Not Detected
Bromomethane	8.4	Not Detected	33	Not Detected
Chloroethane	3.4	Not Detected	8.9	Not Detected
Freon 11	0.84	0.20 J	4.7	1.1 J
Ethanol	3.4	Not Detected	6.3	Not Detected
Freon 113	0.84	Not Detected	6.4	Not Detected
1,1-Dichloroethene	0.84	Not Detected	3.3	Not Detected
Acetone	8.4	50	20	120
2-Propanol	3.4	Not Detected	8.2	Not Detected
Carbon Disulfide	3.4	1.2 J	10	3.6 J
3-Chloropropene	3.4	Not Detected	10	Not Detected
Methylene Chloride	8.4	0.36 J	29	1.2 J
Methyl tert-butyl ether	0.84	Not Detected	3.0	Not Detected
trans-1,2-Dichloroethene	0.84	Not Detected	3.3	Not Detected
Hexane	0.84	0.60 J	3.0	2.1 J
1,1-Dichloroethane	0.84	Not Detected	3.4	Not Detected
2-Butanone (Methyl Ethyl Ketone)	3.4	2.0 J	9.9	6.1 J
cis-1,2-Dichloroethene	0.84	Not Detected	3.3	Not Detected
Tetrahydrofuran	0.84	Not Detected	2.5	Not Detected
Chloroform	0.84	Not Detected	4.1	Not Detected
1,1,1-Trichloroethane	0.84	Not Detected	4.6	Not Detected
Cyclohexane	0.84	0.99	2.9	3.4
Carbon Tetrachloride	0.84	Not Detected	5.3	Not Detected
2,2,4-Trimethylpentane	0.84	5.0	3.9	23
Benzene	0.84	29	2.7	91
1,2-Dichloroethane	0.84	Not Detected	3.4	Not Detected
Heptane	0.84	0.76 J	3.4	3.1 J
Trichloroethene	0.84	Not Detected	4.5	Not Detected
1,2-Dichloropropane	0.84	Not Detected	3.9	Not Detected
1,4-Dioxane	3.4	Not Detected	12	Not Detected
Bromodichloromethane	0.84	Not Detected	5.6	Not Detected
cis-1,3-Dichloropropene	0.84	Not Detected	3.8	Not Detected
4-Methyl-2-pentanone	0.84	0.70 J	3.4	2.9 J
Toluene	0.84	1.1	3.2	4.2
trans-1,3-Dichloropropene	0.84	Not Detected	3.8	Not Detected
1,1,2-Trichloroethane	0.84	Not Detected	4.6	Not Detected
Tetrachloroethene	0.84	Not Detected	5.7	Not Detected
2-Hexanone	3.4	0.18 J	14	0.74 J

eurofins | Air Toxics

Client Sample ID: VMP-32-5-072012

Lab ID#: 1207564A-12A

EPA METHOD TO-15 GC/MS FULL SCAN

File Name:	**2073123**	**Date of Collection: 7/20/12 9:56:00 AM**	
Dil. Factor:	**1.68**	**Date of Analysis: 7/31/12 09:59 PM**	

Compound	Rpt. Limit (ppbv)	Amount (ppbv)	Rpt. Limit (ug/m3)	Amount (ug/m3)
Dibromochloromethane	0.84	Not Detected	7.2	Not Detected
1,2-Dibromoethane (EDB)	0.84	Not Detected	6.4	Not Detected
Chlorobenzene	0.84	0.31 J	3.9	1.4 J
Ethyl Benzene	0.84	Not Detected	3.6	Not Detected
m,p-Xylene	0.84	0.80 J	3.6	3.5 J
o-Xylene	0.84	0.36 J	3.6	1.6 J
Styrene	0.84	Not Detected	3.6	Not Detected
Bromoform	0.84	Not Detected	8.7	Not Detected
Cumene	0.84	0.12 J	4.1	0.57 J
1,1,2,2-Tetrachloroethane	0.84	0.29 J	5.8	2.0 J
Propylbenzene	0.84	0.12 J	4.1	0.58 J
4-Ethyltoluene	0.84	0.23 J	4.1	1.1 J
1,3,5-Trimethylbenzene	0.84	0.19 J	4.1	0.95 J
1,2,4-Trimethylbenzene	0.84	0.44 J	4.1	2.2 J
1,3-Dichlorobenzene	0.84	Not Detected	5.0	Not Detected
1,4-Dichlorobenzene	0.84	Not Detected	5.0	Not Detected
alpha-Chlorotoluene	0.84	Not Detected	4.3	Not Detected
1,2-Dichlorobenzene	0.84	Not Detected	5.0	Not Detected
1,2,4-Trichlorobenzene	3.4	Not Detected	25	Not Detected
Hexachlorobutadiene	3.4	Not Detected	36	Not Detected
Butane	3.4	2.8 J	8.0	6.8 J
Isopentane	3.4	Not Detected	9.9	Not Detected

J = Estimated value.

Container Type: 1 Liter Summa Canister

Surrogates	%Recovery	Method Limits
Toluene-d8	115	70-130
1,2-Dichloroethane-d4	104	70-130
4-Bromofluorobenzene	100	70-130

eurofins | Air Toxics

Client Sample ID: VMP-32-10-072012

Lab ID#: 1207564A-13A

EPA METHOD TO-15 GC/MS FULL SCAN

File Name:	**2073124**	**Date of Collection:**	**7/20/12 10:55:00 AM**
Dil. Factor:	**1.96**	**Date of Analysis:**	**7/31/12 10:33 PM**

Compound	Rpt. Limit (ppbv)	Amount (ppbv)	Rpt. Limit (ug/m3)	Amount (ug/m3)
Freon 12	0.98	0.46 J	4.8	2.2 J
Freon 114	0.98	Not Detected	6.8	Not Detected
Chloromethane	9.8	0.63 J	20	1.3 J
Vinyl Chloride	0.98	Not Detected	2.5	Not Detected
1,3-Butadiene	0.98	Not Detected	2.2	Not Detected
Bromomethane	9.8	0.82 J	38	3.2 J
Chloroethane	3.9	Not Detected	10	Not Detected
Freon 11	0.98	0.26 J	5.5	1.5 J
Ethanol	3.9	6.2	7.4	12
Freon 113	0.98	Not Detected	7.5	Not Detected
1,1-Dichloroethene	0.98	Not Detected	3.9	Not Detected
Acetone	9.8	37	23	87
2-Propanol	3.9	1.9 J	9.6	4.6 J
Carbon Disulfide	3.9	Not Detected	12	Not Detected
3-Chloropropene	3.9	Not Detected	12	Not Detected
Methylene Chloride	9.8	0.40 J	34	1.4 J
Methyl tert-butyl ether	0.98	Not Detected	3.5	Not Detected
trans-1,2-Dichloroethene	0.98	Not Detected	3.9	Not Detected
Hexane	0.98	0.48 J	3.4	1.7 J
1,1-Dichloroethane	0.98	Not Detected	4.0	Not Detected
2-Butanone (Methyl Ethyl Ketone)	3.9	2.7 J	12	8.1 J
cis-1,2-Dichloroethene	0.98	Not Detected	3.9	Not Detected
Tetrahydrofuran	0.98	Not Detected	2.9	Not Detected
Chloroform	0.98	Not Detected	4.8	Not Detected
1,1,1-Trichloroethane	0.98	Not Detected	5.3	Not Detected
Cyclohexane	0.98	0.63 J	3.4	2.2 J
Carbon Tetrachloride	0.98	Not Detected	6.2	Not Detected
2,2,4-Trimethylpentane	0.98	3.4	4.6	16
Benzene	0.98	14	3.1	44
1,2-Dichloroethane	0.98	Not Detected	4.0	Not Detected
Heptane	0.98	0.57 J	4.0	2.3 J
Trichloroethene	0.98	Not Detected	5.3	Not Detected
1,2-Dichloropropane	0.98	Not Detected	4.5	Not Detected
1,4-Dioxane	3.9	2.2 J	14	7.9 J
Bromodichloromethane	0.98	Not Detected	6.6	Not Detected
cis-1,3-Dichloropropene	0.98	Not Detected	4.4	Not Detected
4-Methyl-2-pentanone	0.98	0.35 J	4.0	1.4 J
Toluene	0.98	1.1	3.7	4.2
trans-1,3-Dichloropropene	0.98	Not Detected	4.4	Not Detected
1,1,2-Trichloroethane	0.98	Not Detected	5.3	Not Detected
Tetrachloroethene	0.98	Not Detected	6.6	Not Detected
2-Hexanone	3.9	0.28 J	16	1.2 J

Client Sample ID: VMP-32-10-072012

Lab ID#: 1207564A-13A

EPA METHOD TO-15 GC/MS FULL SCAN

File Name:	**2073124**	**Date of Collection:**	**7/20/12 10:55:00 AM**
Dil. Factor:	**1.96**	**Date of Analysis:**	**7/31/12 10:33 PM**

Compound	Rpt. Limit (ppbv)	Amount (ppbv)	Rpt. Limit (ug/m3)	Amount (ug/m3)
Dibromochloromethane	0.98	Not Detected	8.3	Not Detected
1,2-Dibromoethane (EDB)	0.98	Not Detected	7.5	Not Detected
Chlorobenzene	0.98	0.42 J	4.5	1.9 J
Ethyl Benzene	0.98	Not Detected	4.2	Not Detected
m,p-Xylene	0.98	0.55 J	4.2	2.4 J
o-Xylene	0.98	0.26 J	4.2	1.1 J
Styrene	0.98	Not Detected	4.2	Not Detected
Bromoform	0.98	Not Detected	10	Not Detected
Cumene	0.98	Not Detected	4.8	Not Detected
1,1,2,2-Tetrachloroethane	0.98	Not Detected	6.7	Not Detected
Propylbenzene	0.98	0.074 J	4.8	0.36 J
4-Ethyltoluene	0.98	Not Detected	4.8	Not Detected
1,3,5-Trimethylbenzene	0.98	Not Detected	4.8	Not Detected
1,2,4-Trimethylbenzene	0.98	0.30 J	4.8	1.5 J
1,3-Dichlorobenzene	0.98	Not Detected	5.9	Not Detected
1,4-Dichlorobenzene	0.98	Not Detected	5.9	Not Detected
alpha-Chlorotoluene	0.98	Not Detected	5.1	Not Detected
1,2-Dichlorobenzene	0.98	Not Detected	5.9	Not Detected
1,2,4-Trichlorobenzene	3.9	Not Detected	29	Not Detected
Hexachlorobutadiene	3.9	Not Detected	42	Not Detected
Butane	3.9	Not Detected	9.3	Not Detected
Isopentane	3.9	Not Detected	12	Not Detected

J = Estimated value.

Container Type: 1 Liter Summa Canister

Surrogates	%Recovery	Method Limits
Toluene-d8	112	70-130
1,2-Dichloroethane-d4	105	70-130
4-Bromofluorobenzene	100	70-130

Client Sample ID: VMP-32-20-072012

Lab ID#: 1207564A-14A

EPA METHOD TO-15 GC/MS FULL SCAN

File Name:	2073125	Date of Collection:	7/20/12 11:42:00 AM
Dil. Factor:	1.91	Date of Analysis:	7/31/12 11:08 PM

Compound	Rpt. Limit (ppbv)	Amount (ppbv)	Rpt. Limit (ug/m3)	Amount (ug/m3)
Freon 12	0.96	0.54 J	4.7	2.7 J
Freon 114	0.96	Not Detected	6.7	Not Detected
Chloromethane	9.6	3.1 J	20	6.4 J
Vinyl Chloride	0.96	Not Detected	2.4	Not Detected
1,3-Butadiene	0.96	Not Detected	2.1	Not Detected
Bromomethane	9.6	Not Detected	37	Not Detected
Chloroethane	3.8	Not Detected	10	Not Detected
Freon 11	0.96	0.22 J	5.4	1.2 J
Ethanol	3.8	Not Detected	7.2	Not Detected
Freon 113	0.96	Not Detected	7.3	Not Detected
1,1-Dichloroethene	0.96	Not Detected	3.8	Not Detected
Acetone	9.6	55	23	130
2-Propanol	3.8	Not Detected	9.4	Not Detected
Carbon Disulfide	3.8	Not Detected	12	Not Detected
3-Chloropropene	3.8	Not Detected	12	Not Detected
Methylene Chloride	9.6	0.39 J	33	1.4 J
Methyl tert-butyl ether	0.96	Not Detected	3.4	Not Detected
trans-1,2-Dichloroethene	0.96	Not Detected	3.8	Not Detected
Hexane	0.96	Not Detected	3.4	Not Detected
1,1-Dichloroethane	0.96	Not Detected	3.9	Not Detected
2-Butanone (Methyl Ethyl Ketone)	3.8	2.6 J	11	7.5 J
cis-1,2-Dichloroethene	0.96	Not Detected	3.8	Not Detected
Tetrahydrofuran	0.96	0.49 J	2.8	1.4 J
Chloroform	0.96	Not Detected	4.7	Not Detected
1,1,1-Trichloroethane	0.96	Not Detected	5.2	Not Detected
Cyclohexane	0.96	Not Detected	3.3	Not Detected
Carbon Tetrachloride	0.96	Not Detected	6.0	Not Detected
2,2,4-Trimethylpentane	0.96	0.56 J	4.5	2.6 J
Benzene	0.96	2.7	3.0	8.5
1,2-Dichloroethane	0.96	Not Detected	3.9	Not Detected
Heptane	0.96	Not Detected	3.9	Not Detected
Trichloroethene	0.96	Not Detected	5.1	Not Detected
1,2-Dichloropropane	0.96	Not Detected	4.4	Not Detected
1,4-Dioxane	3.8	Not Detected	14	Not Detected
Bromodichloromethane	0.96	Not Detected	6.4	Not Detected
cis-1,3-Dichloropropene	0.96	Not Detected	4.3	Not Detected
4-Methyl-2-pentanone	0.96	0.34 J	3.9	1.4 J
Toluene	0.96	1.5	3.6	5.7
trans-1,3-Dichloropropene	0.96	Not Detected	4.3	Not Detected
1,1,2-Trichloroethane	0.96	Not Detected	5.2	Not Detected
Tetrachloroethene	0.96	Not Detected	6.5	Not Detected
2-Hexanone	3.8	0.27 J	16	1.1 J

eurofins

Air Toxics

Client Sample ID: VMP-32-20-072012

Lab ID#: 1207564A-14A

EPA METHOD TO-15 GC/MS FULL SCAN

File Name:	**2073125**	**Date of Collection: 7/20/12 11:42:00 AM**	
Dil. Factor:	**1.91**	**Date of Analysis: 7/31/12 11:08 PM**	

Compound	Rpt. Limit (ppbv)	Amount (ppbv)	Rpt. Limit (ug/m3)	Amount (ug/m3)
Dibromochloromethane	0.96	Not Detected	8.1	Not Detected
1,2-Dibromoethane (EDB)	0.96	Not Detected	7.3	Not Detected
Chlorobenzene	0.96	Not Detected	4.4	Not Detected
Ethyl Benzene	0.96	Not Detected	4.1	Not Detected
m,p-Xylene	0.96	0.33 J	4.1	1.4 J
o-Xylene	0.96	Not Detected	4.1	Not Detected
Styrene	0.96	Not Detected	4.1	Not Detected
Bromoform	0.96	Not Detected	9.9	Not Detected
Cumene	0.96	Not Detected	4.7	Not Detected
1,1,2,2-Tetrachloroethane	0.96	Not Detected	6.6	Not Detected
Propylbenzene	0.96	0.075 J	4.7	0.37 J
4-Ethyltoluene	0.96	0.10 J	4.7	0.52 J
1,3,5-Trimethylbenzene	0.96	Not Detected	4.7	Not Detected
1,2,4-Trimethylbenzene	0.96	0.22 J	4.7	1.1 J
1,3-Dichlorobenzene	0.96	Not Detected	5.7	Not Detected
1,4-Dichlorobenzene	0.96	Not Detected	5.7	Not Detected
alpha-Chlorotoluene	0.96	Not Detected	4.9	Not Detected
1,2-Dichlorobenzene	0.96	Not Detected	5.7	Not Detected
1,2,4-Trichlorobenzene	3.8	Not Detected	28	Not Detected
Hexachlorobutadiene	3.8	Not Detected	41	Not Detected
Butane	3.8	Not Detected	9.1	Not Detected
Isopentane	3.8	Not Detected	11	Not Detected

J = Estimated value.

Container Type: 1 Liter Summa Canister

Surrogates	%Recovery	Method Limits
Toluene-d8	112	70-130
1,2-Dichloroethane-d4	106	70-130
4-Bromofluorobenzene	98	70-130

Client Sample ID: Lab Blank

Lab ID#: 1207564A-15A

EPA METHOD TO-15 GC/MS FULL SCAN

File Name:	**2073106e**	**Date of Collection: NA**	
Dil. Factor:	**1.00**	**Date of Analysis: 7/31/12 11:02 AM**	

Compound	Rpt. Limit (ppbv)	Amount (ppbv)	Rpt. Limit (ug/m3)	Amount (ug/m3)
Freon 12	0.50	Not Detected	2.5	Not Detected
Freon 114	0.50	Not Detected	3.5	Not Detected
Chloromethane	5.0	Not Detected	10	Not Detected
Vinyl Chloride	0.50	Not Detected	1.3	Not Detected
1,3-Butadiene	0.50	Not Detected	1.1	Not Detected
Bromomethane	5.0	Not Detected	19	Not Detected
Chloroethane	2.0	Not Detected	5.3	Not Detected
Freon 11	0.50	Not Detected	2.8	Not Detected
Ethanol	2.0	Not Detected	3.8	Not Detected
Freon 113	0.50	Not Detected	3.8	Not Detected
1,1-Dichloroethene	0.50	Not Detected	2.0	Not Detected
Acetone	5.0	Not Detected	12	Not Detected
2-Propanol	2.0	Not Detected	4.9	Not Detected
Carbon Disulfide	2.0	Not Detected	6.2	Not Detected
3-Chloropropene	2.0	Not Detected	6.3	Not Detected
Methylene Chloride	5.0	Not Detected	17	Not Detected
Methyl tert-butyl ether	0.50	Not Detected	1.8	Not Detected
trans-1,2-Dichloroethene	0.50	Not Detected	2.0	Not Detected
Hexane	0.50	Not Detected	1.8	Not Detected
1,1-Dichloroethane	0.50	Not Detected	2.0	Not Detected
2-Butanone (Methyl Ethyl Ketone)	2.0	Not Detected	5.9	Not Detected
cis-1,2-Dichloroethene	0.50	Not Detected	2.0	Not Detected
Tetrahydrofuran	0.50	Not Detected	1.5	Not Detected
Chloroform	0.50	Not Detected	2.4	Not Detected
1,1,1-Trichloroethane	0.50	Not Detected	2.7	Not Detected
Cyclohexane	0.50	Not Detected	1.7	Not Detected
Carbon Tetrachloride	0.50	Not Detected	3.1	Not Detected
2,2,4-Trimethylpentane	0.50	Not Detected	2.3	Not Detected
Benzene	0.50	Not Detected	1.6	Not Detected
1,2-Dichloroethane	0.50	Not Detected	2.0	Not Detected
Heptane	0.50	Not Detected	2.0	Not Detected
Trichloroethene	0.50	Not Detected	2.7	Not Detected
1,2-Dichloropropane	0.50	Not Detected	2.3	Not Detected
1,4-Dioxane	2.0	Not Detected	7.2	Not Detected
Bromodichloromethane	0.50	Not Detected	3.4	Not Detected
cis-1,3-Dichloropropene	0.50	Not Detected	2.3	Not Detected
4-Methyl-2-pentanone	0.50	Not Detected	2.0	Not Detected
Toluene	0.50	Not Detected	1.9	Not Detected
trans-1,3-Dichloropropene	0.50	Not Detected	2.3	Not Detected
1,1,2-Trichloroethane	0.50	Not Detected	2.7	Not Detected
Tetrachloroethene	0.50	Not Detected	3.4	Not Detected
2-Hexanone	2.0	Not Detected	8.2	Not Detected

Client Sample ID: Lab Blank

Lab ID#: 1207564A-15A

EPA METHOD TO-15 GC/MS FULL SCAN

File Name:	**2073106e**	**Date of Collection: NA**	
Dil. Factor:	**1.00**	**Date of Analysis: 7/31/12 11:02 AM**	

Compound	Rpt. Limit (ppbv)	Amount (ppbv)	Rpt. Limit (ug/m3)	Amount (ug/m3)
Dibromochloromethane	0.50	Not Detected	4.2	Not Detected
1,2-Dibromoethane (EDB)	0.50	0.080 J	3.8	0.61 J
Chlorobenzene	0.50	Not Detected	2.3	Not Detected
Ethyl Benzene	0.50	Not Detected	2.2	Not Detected
m,p-Xylene	0.50	Not Detected	2.2	Not Detected
o-Xylene	0.50	Not Detected	2.2	Not Detected
Styrene	0.50	Not Detected	2.1	Not Detected
Bromoform	0.50	Not Detected	5.2	Not Detected
Cumene	0.50	Not Detected	2.4	Not Detected
1,1,2,2-Tetrachloroethane	0.50	Not Detected	3.4	Not Detected
Propylbenzene	0.50	Not Detected	2.4	Not Detected
4-Ethyltoluene	0.50	Not Detected	2.4	Not Detected
1,3,5-Trimethylbenzene	0.50	Not Detected	2.4	Not Detected
1,2,4-Trimethylbenzene	0.50	Not Detected	2.4	Not Detected
1,3-Dichlorobenzene	0.50	Not Detected	3.0	Not Detected
1,4-Dichlorobenzene	0.50	Not Detected	3.0	Not Detected
alpha-Chlorotoluene	0.50	0.071 J	2.6	0.37 J
1,2-Dichlorobenzene	0.50	Not Detected	3.0	Not Detected
1,2,4-Trichlorobenzene	2.0	0.25 J	15	1.9 J
Hexachlorobutadiene	2.0	Not Detected	21	Not Detected
Butane	2.0	Not Detected	4.8	Not Detected
Isopentane	2.0	Not Detected	5.9	Not Detected

J = Estimated value.

Container Type: NA - Not Applicable

Surrogates	%Recovery	Method Limits
Toluene-d8	108	70-130
1,2-Dichloroethane-d4	101	70-130
4-Bromofluorobenzene	93	70-130

eurofins | Air Toxics

Client Sample ID: CCV

Lab ID#: 1207564A-16A

EPA METHOD TO-15 GC/MS FULL SCAN

File Name:	**2073102**	**Date of Collection: NA**	
Dil. Factor:	**1.00**	**Date of Analysis: 7/31/12 08:37 AM**	

Compound	%Recovery
Freon 12	114
Freon 114	115
Chloromethane	110
Vinyl Chloride	111
1,3-Butadiene	97
Bromomethane	116
Chloroethane	105
Freon 11	104
Ethanol	78
Freon 113	100
1,1-Dichloroethene	94
Acetone	98
2-Propanol	83
Carbon Disulfide	91
3-Chloropropene	95
Methylene Chloride	100
Methyl tert-butyl ether	91
trans-1,2-Dichloroethene	89
Hexane	96
1,1-Dichloroethane	92
2-Butanone (Methyl Ethyl Ketone)	93
cis-1,2-Dichloroethene	96
Tetrahydrofuran	93
Chloroform	99
1,1,1-Trichloroethane	100
Cyclohexane	98
Carbon Tetrachloride	106
2,2,4-Trimethylpentane	98
Benzene	100
1,2-Dichloroethane	100
Heptane	104
Trichloroethene	106
1,2-Dichloropropane	99
1,4-Dioxane	102
Bromodichloromethane	108
cis-1,3-Dichloropropene	102
4-Methyl-2-pentanone	106
Toluene	105
trans-1,3-Dichloropropene	101
1,1,2-Trichloroethane	100
Tetrachloroethene	96
2-Hexanone	93

eurofins | Air Toxics

Client Sample ID: CCV

Lab ID#: 1207564A-16A

EPA METHOD TO-15 GC/MS FULL SCAN

File Name:	2073102	Date of Collection: NA
Dil. Factor:	1.00	Date of Analysis: 7/31/12 08:37 AM

Compound	%Recovery
Dibromochloromethane	102
1,2-Dibromoethane (EDB)	99
Chlorobenzene	96
Ethyl Benzene	101
m,p-Xylene	100
o-Xylene	98
Styrene	96
Bromoform	105
Cumene	97
1,1,2,2-Tetrachloroethane	100
Propylbenzene	93
4-Ethyltoluene	97
1,3,5-Trimethylbenzene	98
1,2,4-Trimethylbenzene	87
1,3-Dichlorobenzene	101
1,4-Dichlorobenzene	93
alpha-Chlorotoluene	101
1,2-Dichlorobenzene	92
1,2,4-Trichlorobenzene	92
Hexachlorobutadiene	92
Butane	105
Isopentane	90

Container Type: NA - Not Applicable

Surrogates	%Recovery	Method Limits
Toluene-d8	105	70-130
1,2-Dichloroethane-d4	100	70-130
4-Bromofluorobenzene	101	70-130

eurofins | Air Toxics

Client Sample ID: LCS
Lab ID#: 1207564A-17A
EPA METHOD TO-15 GC/MS FULL SCAN

File Name:	**2073103**	**Date of Collection: NA**	
Dil. Factor:	**1.00**	**Date of Analysis: 7/31/12 09:26 AM**	

Compound	%Recovery
Freon 12	115
Freon 114	117
Chloromethane	120
Vinyl Chloride	116
1,3-Butadiene	102
Bromomethane	122
Chloroethane	104
Freon 11	105
Ethanol	82
Freon 113	107
1,1-Dichloroethene	107
Acetone	105
2-Propanol	86
Carbon Disulfide	112
3-Chloropropene	111
Methylene Chloride	102
Methyl tert-butyl ether	100
trans-1,2-Dichloroethene	108
Hexane	99
1,1-Dichloroethane	99
2-Butanone (Methyl Ethyl Ketone)	100
cis-1,2-Dichloroethene	103
Tetrahydrofuran	93
Chloroform	102
1,1,1-Trichloroethane	106
Cyclohexane	104
Carbon Tetrachloride	111
2,2,4-Trimethylpentane	100
Benzene	106
1,2-Dichloroethane	101
Heptane	109
Trichloroethene	109
1,2-Dichloropropane	103
1,4-Dioxane	94
Bromodichloromethane	109
cis-1,3-Dichloropropene	108
4-Methyl-2-pentanone	102
Toluene	106
trans-1,3-Dichloropropene	108
1,1,2-Trichloroethane	107
Tetrachloroethene	102
2-Hexanone	89

eurofins | Air Toxics

Client Sample ID: LCS
Lab ID#: 1207564A-17A
EPA METHOD TO-15 GC/MS FULL SCAN

File Name:	**2073103**	**Date of Collection: NA**	
Dil. Factor:	**1.00**	**Date of Analysis: 7/31/12 09:26 AM**	

Compound	%Recovery
Dibromochloromethane	107
1,2-Dibromoethane (EDB)	105
Chlorobenzene	102
Ethyl Benzene	107
m,p-Xylene	107
o-Xylene	106
Styrene	99
Bromoform	108
Cumene	103
1,1,2,2-Tetrachloroethane	106
Propylbenzene	98
4-Ethyltoluene	96
1,3,5-Trimethylbenzene	103
1,2,4-Trimethylbenzene	91
1,3-Dichlorobenzene	105
1,4-Dichlorobenzene	95
alpha-Chlorotoluene	106
1,2-Dichlorobenzene	95
1,2,4-Trichlorobenzene	84
Hexachlorobutadiene	81
Butane	106
Isopentane	98

Container Type: NA - Not Applicable

Surrogates	%Recovery	Method Limits
Toluene-d8	103	70-130
1,2-Dichloroethane-d4	97	70-130
4-Bromofluorobenzene	101	70-130

eurofins | Air Toxics

Client Sample ID: LCSD
Lab ID#: 1207564A-17AA
EPA METHOD TO-15 GC/MS FULL SCAN

File Name:	**2073104**	**Date of Collection: NA**
Dil. Factor:	**1.00**	**Date of Analysis: 7/31/12 09:56 AM**

Compound	%Recovery
Freon 12	107
Freon 114	110
Chloromethane	111
Vinyl Chloride	110
1,3-Butadiene	100
Bromomethane	116
Chloroethane	100
Freon 11	102
Ethanol	81
Freon 113	105
1,1-Dichloroethene	111
Acetone	106
2-Propanol	87
Carbon Disulfide	110
3-Chloropropene	113
Methylene Chloride	100
Methyl tert-butyl ether	102
trans-1,2-Dichloroethene	110
Hexane	101
1,1-Dichloroethane	100
2-Butanone (Methyl Ethyl Ketone)	100
cis-1,2-Dichloroethene	108
Tetrahydrofuran	96
Chloroform	102
1,1,1-Trichloroethane	106
Cyclohexane	108
Carbon Tetrachloride	109
2,2,4-Trimethylpentane	103
Benzene	106
1,2-Dichloroethane	100
Heptane	110
Trichloroethene	110
1,2-Dichloropropane	104
1,4-Dioxane	96
Bromodichloromethane	109
cis-1,3-Dichloropropene	109
4-Methyl-2-pentanone	99
Toluene	106
trans-1,3-Dichloropropene	107
1,1,2-Trichloroethane	105
Tetrachloroethene	101
2-Hexanone	89

eurofins

Air Toxics

Client Sample ID: LCSD

Lab ID#: 1207564A-17AA

EPA METHOD TO-15 GC/MS FULL SCAN

File Name:	**2073104**	**Date of Collection: NA**	
Dil. Factor:	**1.00**	**Date of Analysis: 7/31/12 09:56 AM**	

Compound	%Recovery
Dibromochloromethane	104
1,2-Dibromoethane (EDB)	104
Chlorobenzene	103
Ethyl Benzene	105
m,p-Xylene	106
o-Xylene	103
Styrene	99
Bromoform	106
Cumene	101
1,1,2,2-Tetrachloroethane	105
Propylbenzene	99
4-Ethyltoluene	97
1,3,5-Trimethylbenzene	102
1,2,4-Trimethylbenzene	90
1,3-Dichlorobenzene	106
1,4-Dichlorobenzene	94
alpha-Chlorotoluene	109
1,2-Dichlorobenzene	97
1,2,4-Trichlorobenzene	97
Hexachlorobutadiene	90
Butane	102
Isopentane	97

Container Type: NA - Not Applicable

Surrogates	%Recovery	Method Limits
Toluene-d8	105	70-130
1,2-Dichloroethane-d4	97	70-130
4-Bromofluorobenzene	101	70-130

1207564

Shell Oil Products Chain Of Custody Record

URS

Air Toxics LTD.
Project Name: Roxana Soil Vapor
Project # 21562735.00013
Lab Vendor #

Please Check Appropriate Box:
☑ ENV. SERVICES ☐ MOTIVA RETAIL ☐ SHELL RETAIL
☐ MOTIVA SD&CM ☐ CONSULTANT ☐ LUBES
☐ SHELL PIPELINE ☐ OTHER _____

Print Bill To Contact Name: Robert Mooshegian

INCIDENT # (ENV SERVICES): 9 7 2 1 6 8 4 0
☐ CHECK IF NO INCIDENT # APPLIES

PO #:

SAP #: 3 4 0 0 6 1

DATE: 07/25/12

PAGE 1 of 2

SAMPLING COMPANY: URS CORPORATION

SITE ADDRESS (Street and City): 900 SOUTH CENTRAL AVE -- ROXANA

State: IL

ADDRESS: 1001 HIGHLANDS PLAZA DRIVE WEST - SUITE 300, ST. LOUIS, MO 63110

SEND DELIVERABLE TO (Name, Company, Office Location): Elizabeth Kunkel, URS, St. Louis

PHONE NO.: 314-743-4179

E-MAIL: Elizabeth_Kunke@URSCorp.com

CONSULTANT PROJECT NAME #: Roxana Soil Vapor

Laboratory Address: Air Toxics LTD 180 Blue Ravine Road, Suite B, Folsom, CA 95630-4719

M. Currier, C. Williams, C. Kretzer, M. Mittermeyer, J. Jackson D. Mattingly, L. Rathnow.

TELEPHONE: 314-429-0462

BILL TO CONTACT E-MAIL: Robert.Mooshegian@urs.com

TURNAROUND TIME (CALENDAR DAYS)
☑ STANDARD (14 DAY) ☐ 5 DAYS ☐ 3 DAYS ☐ 2 DAYS ☐ 24 HOURS ☐ RESULTS NEEDED ON WEEKEND

☐ LA - RWQCB REPORT FORMAT ☑ UST AGENCY

DELIVERABLES: ☐ LEVEL 1 ☐ LEVEL 2 ☐ LEVEL 3 ☑ LEVEL 4 ☐ OTHER (SPECIFY) _____

☑ SHELL CONTRACT RATE APPLIES
☐ STATE REIMBURSEMENT RATE APPLIES
☐ EDD NOT NEEDED
☑ RECEIPT VERIFICATION REQUESTED

REQUESTED ANALYSIS

LAB USE ONLY	Field Sample Identification	SAMPLING DATE	SAMPLING TIME	Canister Number	Canister Pressure/Vacuum Initial	Final	Receipt	Final (psi)	Modified TO-15 + Butane & Isopentane	ASTM D-1946 + Helium	ASTM D-1946
01A	VMP-3-10-072312	07/23/12	1025-1056	11437	-30	-9			X	X	
02A	VMP-3-22-072312	07/23/12	1125-1200	25281	-30	-9			X	X	
03A	VMP-4-12-072312	07/23/12	1140-1214	2206	-29.5	-7			X	X	
04A	VMP-7-13.5-072012	07/20/12	1038-1114	3398	-29	-7.5			X	X	
05A	VMP-7-29.5-072012	07/20/12	0949-1029	2223	-29.5	-8			X	X	
06A	VMP-7-29.5-072012-Dup	07/20/12	0949-1029	30826	-30	-7.5			X	X	
07A	VMP-11-8-072012	07/20/12	1201-1231	12801	-29	-10			X	X	
08A	VMP-11-29-072012	07/23/12	1354-1422	37345	-26	-5.5			X	X	
09A	VMP-14-5-072312	07/23/12	1400-1446	35597	-30	-9			X	X	
10A	VMP-31-5-072012	07/20/12	0852-0926	2086	-30	-8			X	X	

Turn Around Time: ☑ Normal ☐ Rush ☐ Specify

Lab Use Only
Pressurized by:
Date:
Pressurization Gas: N2 He

ADDITIONAL NOTES:
- 14 day hold time
- Report results between MDL and RL
- Level IV ECVP

		Date	Time
Relinquished by (Signature)	Received by (Signature) FEDEX	7/25/12	1700
Relinquished by (Signature)	Received by (Signature)	7.26.12	1130
Relinquished by (Signature)	Received by (Signature)		

05/2006 Revision

CUSTODY SEAL INTACT?
Y N NO

1207564

Shell Oil Products Chain Of Custody Record

URS

Air Toxics LTD.
Project Name: Roxana Soil Vapor
Project # 21562735.00013
Lab Vendor #

Please Check Appropriate Box:
☑ ENV. SERVICES ☐ MOTIVA RETAIL ☐ SHELL RETAIL
☐ MOTIVA SD&CM ☐ CONSULTANT ☐ LUBES
☐ SHELL PIPELINE ☐ OTHER _____

Print Bill To Contact Name: Robert Mooshegian
INCIDENT # (ENV SERVICES): 9 7 2 1 6 6 4 0
☐ CHECK IF NO INCIDENT # APPLIES
DATE: 07/25/12
PO #:
SAP #: 3 4 0 0 6 1
PAGE 2 of 2

SAMPLING COMPANY: URS CORPORATION
LOG CODE:
SITE ADDRESS: Street and City: 900 SOUTH CENTRAL AVE -- ROXANA
State: IL
GLOBAL ID NO:
ADDRESS: 1001 HIGHLANDS PLAZA DRIVE WEST - SUITE 300; ST. LOUIS, MO 63110
PROJECT MANAGER (Also Company Office Location): Elizabeth Kunkel, URS, St. Louis
P-ONE NO: 314-743-4179
E-MAIL: Elizabeth.Kunkel@URSCorp.com
CONSULTANT PROJECT NUMBER: Roxana Soil Vapor
Laboratory Address: Air Toxics, LTD 180 Blue Ravine Road, Suite B, Folsom, CA 95630-4719
TELEPHONE:
FAX: 314-429-0462
RESULTS To Contact's EMAIL: Robert.Mooshegian@urs.com
M. Currier, C Williams, C. Kretzer, M. Millermeyer, J. Jackson, D. Mattingly, L. Rothnow

TURNAROUND TIME (CALENDAR DAYS): ☑ STANDARD (14 DAY) ☐ 5 DAYS ☐ 3 DAYS ☐ 2 DAYS ☐ 24 HOURS ☐ RESULTS NEEDED ON WEEKEND
☐ UST - RWQCB REPORT FORMAT ☑ UST AGENCY
DELIVERABLES: ☐ LEVEL 1 ☐ LEVEL 2 ☐ LEVEL 3 ☑ LEVEL 4 ☐ OTHER (SPECIFY) _____
☑ SHELL CONTRACT RATE APPLIES
☐ STATE REIMBURSEMENT RATE APPLIES
☐ EDD NOT NEEDED
☑ RECEIPT VERIFICATION REQUESTED

REQUESTED ANALYSIS

LAB USE ONLY	Field Sample Identification	SAMPLING DATE	SAMPLING TIME	Canister Number	Canister Pressure/Vacuum Initial	Canister Pressure/Vacuum Final	Receipt	Final (psi)	Modified TO-15 + Butane & Isopentane	ASTM D-1946 + Helium	ASTM D-1946
	VMP-31-10-072012	07/20/12	1003-1035	3385	-30	-8			X	X	
	VMP-32-5-072012	07/20/12	0648-0956	37430	-30	-4.5			X	X	
	VMP-32-10-072012	07/20/12	1025-1055	11530	-29.5	-9			X	X	
	VMP-32-20-072012	07/20/12	1112-1142	36523	-29.5	-9			X	X	

Turn Around Time: ☑ Normal ☐ Rush ☐ Specify

Lab Use Only
Pressurized by:
Date:
Pressurization Gas: N_2 He

ADDITIONAL NOTES:
- 14 day hold time
- Report results between MDL and RL
- Level IV ECVP

Relinquished by: (Signature)	Received by: (Signature)	Date	Time
	FEDEX	7/23/12	1700
		7.26.12	1130

05/2006 Revision

CUSTODY SEAL INTACT?
Y N NO

eurofins | Air Toxics

8/15/2012
Ms. Elizabeth Kunkel
URS Corporation
1001 Highlands Plaza Dr. West
Suite 300
St. Louis MO 63110

Project Name: Roxana Soil Vapor
Project #: 21562735.00013
Workorder #: 1207564B

Dear Ms. Elizabeth Kunkel

The following report includes the data for the above referenced project for sample(s) received on 7/26/2012 at Air Toxics Ltd.

The data and associated QC analyzed by Modified ASTM D-1946 are compliant with the project requirements or laboratory criteria with the exception of the deviations noted in the attached case narrative.

Thank you for choosing Air Toxics Ltd. for your air analysis needs. Air Toxics Ltd. is committed to providing accurate data of the highest quality. Please feel free to contact the Project Manager: Kelly Buettner at 916-985-1000 if you have any questions regarding the data in this report.

Regards,

Kelly Buettner

Project Manager

eurofins | Air Toxics

WORK ORDER #: 1207564B

Work Order Summary

CLIENT:	Ms. Elizabeth Kunkel URS Corporation 1001 Highlands Plaza Dr. West Suite 300 St. Louis, MO 63110	**BILL TO:**	Accounts Payable Austin URS Corporation P.O. BOX 203970 Austin, TX 78720-1088
PHONE:	314-743-4179	**P.O. #**	21562735.00012
FAX:		**PROJECT #**	21562735.00013 Roxana Soil Vapor
DATE RECEIVED:	07/26/2012	**CONTACT:**	Kelly Buettner
DATE COMPLETED:	08/15/2012		

FRACTION #	NAME	TEST	RECEIPT VAC./PRES.	FINAL PRESSURE
01A	VMP-3-10-072312	Modified ASTM D-1946	10.0 "Hg	5 psi
02A	VMP-3-22-072312	Modified ASTM D-1946	9.5 "Hg	5 psi
03A	VMP-4-12-072312	Modified ASTM D-1946	8.0 "Hg	5 psi
04A	VMP-7-13.5-072012	Modified ASTM D-1946	8.5 "Hg	5 psi
05A	VMP-7-29.5-072012	Modified ASTM D-1946	8.5 "Hg	5 psi
06A	VMP-7-29.5-072012-Dup	Modified ASTM D-1946	8.5 "Hg	5 psi
07A	VMP-11-8-072012	Modified ASTM D-1946	9.5 "Hg	5 psi
08A	VMP-11-29-072012	Modified ASTM D-1946	7.0 "Hg	5 psi
09A	VMP-14-5-072312	Modified ASTM D-1946	10.5 "Hg	5 psi
10A	VMP-31-5-072012	Modified ASTM D-1946	9.0 "Hg	5 psi
11A	VMP-31-30-072012	Modified ASTM D-1946	9.0 "Hg	5 psi
12A	VMP-32-5-072012	Modified ASTM D-1946	6.0 "Hg	5 psi
13A	VMP-32-10-072012	Modified ASTM D-1946	9.5 "Hg	5 psi
14A	VMP-32-20-072012	Modified ASTM D-1946	9.0 "Hg	5 psi
15A	Lab Blank	Modified ASTM D-1946	NA	NA
15B	Lab Blank	Modified ASTM D-1946	NA	NA
16A	LCS	Modified ASTM D-1946	NA	NA
16AA	LCSD	Modified ASTM D-1946	NA	NA

CERTIFIED BY: Heidi Hayes DATE: 08/15/12

Technical Director

Certfication numbers: AZ Licensure AZ0775, CA NELAP - 12282CA, NY NELAP - 11291, TX NELAP - T104704434-12-5, UT NELAP CA009332012-3, WA NELAP - C935
Name of Accrediting Agency: NELAP/ORELAP (Oregon Environmental Laboratory Accreditation Program)
Accreditation number: CA300005, Effective date: 10/18/2011, Expiration date: 10/17/2012.
Eurofins Air Toxics Ltd. certifies that the test results contained in this report meet all requirements of the NELAC standards

This report shall not be reproduced, except in full, without the written approval of Eurofins Air Toxics, Inc.

180 BLUE RAVINE ROAD, SUITE B FOLSOM, CA - 9563
(916) 985-1000 . (800) 985-5955 . FAX (916) 985-1020

LABORATORY NARRATIVE
Modified ASTM D-1946
URS Corporation
Workorder# 1207564B

Fourteen 1 Liter Summa Canister samples were received on July 26, 2012. The laboratory performed analysis via Modified ASTM Method D-1946 for Methane and fixed gases in air using GC/FID or GC/TCD. The method involves direct injection of 1.0 mL of sample.

On the analytical column employed for this analysis, Oxygen coelutes with Argon. The corresponding peak is quantitated as Oxygen.

Since Nitrogen is used to pressurize samples, the reported Nitrogen values are calculated by adding all the sample components and subtracting from 100%.

Method modifications taken to run these samples are summarized in the table below. Specific project requirements may over-ride the ATL modifications.

Requirement	*ASTM D-1946*	*ATL Modifications*
Calibration	A single point calibration is performed using a reference standard closely matching the composition of the unknown.	A 3-point calibration curve is performed. Quantitation is based on a daily calibration standard which may or may not resemble the composition of the associated samples.
Reference Standard	The composition of any reference standard must be known to within 0.01 mol % for any component.	The standards used by ATL are blended to a >/= 95% accuracy.
Sample Injection Volume	Components whose concentrations are in excess of 5 % should not be analyzed by using sample volumes greater than 0.5 mL.	The sample container is connected directly to a fixed volume sample loop of 1.0 mL on the GC. Linear range is defined by the calibration curve. Bags are loaded by vacuum.
Normalization	Normalize the mole percent values by multiplying each value by 100 and dividing by the sum of the original values. The sum of the original values should not differ from 100% by more than 1.0%.	Results are not normalized. The sum of the reported values can differ from 100% by as much as 15%, either due to analytical variability or an unusual sample matrix.
Precision	Precision requirements established at each concentration level.	Duplicates should agree within 25% RPD for detections > 5 X's the RL.

Receiving Notes

The Chain of Custody (COC) information for sample VMP-31-30-072012 did not match the entry on the sample tag with regard to sample identification. The information on the sample tag was used to process and report the sample.

Analytical Notes

As per project specific client request the laboratory has reported estimated values for target compound hits that are below the Reporting Limit but greater than the Method Detection Limit.

Definition of Data Qualifying Flags

Seven qualifiers may have been used on the data analysis sheets and indicate as follows:
B - Compound present in laboratory blank greater than reporting limit.
J - Estimated value.
E - Exceeds instrument calibration range.
S - Saturated peak.
Q - Exceeds quality control limits.
U - Compound analyzed for but not detected above the detection limit.
M - Reported value may be biased due to apparent matrix interferences.
File extensions may have been used on the data analysis sheets and indicates as follows:
a-File was requantified
b-File was quantified by a second column and detector
r1-File was requantified for the purpose of reissue

eurofins | Air Toxics

Summary of Detected Compounds
NATURAL GAS ANALYSIS BY MODIFIED ASTM D-1946

Client Sample ID: VMP-3-10-072312

Lab ID#: 1207564B-01A

Compound	Rpt. Limit (%)	Amount (%)
Oxygen	0.20	19
Nitrogen	0.20	78
Methane	0.00020	0.000090 J
Carbon Dioxide	0.020	1.9
Helium	0.10	0.94

Client Sample ID: VMP-3-22-072312

Lab ID#: 1207564B-02A

Compound	Rpt. Limit (%)	Amount (%)
Oxygen	0.20	20
Nitrogen	0.20	79
Methane	0.00020	0.00015 J
Carbon Dioxide	0.020	0.89
Helium	0.098	0.13

Client Sample ID: VMP-4-12-072312

Lab ID#: 1207564B-03A

Compound	Rpt. Limit (%)	Amount (%)
Oxygen	0.18	18
Nitrogen	0.18	78
Methane	0.00018	0.00029
Carbon Dioxide	0.018	2.7
Helium	0.092	0.84

Client Sample ID: VMP-7-13.5-072012

Lab ID#: 1207564B-04A

Compound	Rpt. Limit (%)	Amount (%)
Oxygen	0.19	20
Nitrogen	0.19	79

eurofins | Air Toxics

Summary of Detected Compounds
NATURAL GAS ANALYSIS BY MODIFIED ASTM D-1946

Client Sample ID: VMP-7-13.5-072012

Lab ID#: 1207564B-04A

Methane	0.00019	0.000024 J
Carbon Dioxide	0.019	1.4
Helium	0.094	0.034 J

Client Sample ID: VMP-7-29.5-072012

Lab ID#: 1207564B-05A

Compound	Rpt. Limit (%)	Amount (%)
Oxygen	0.19	16
Nitrogen	0.19	78
Methane	0.00019	0.000084 J
Carbon Dioxide	0.019	5.6
Helium	0.094	0.014 J

Client Sample ID: VMP-7-29.5-072012-Dup

Lab ID#: 1207564B-06A

Compound	Rpt. Limit (%)	Amount (%)
Oxygen	0.19	17
Nitrogen	0.19	77
Methane	0.00019	0.000092 J
Carbon Dioxide	0.019	5.8
Helium	0.094	0.020 J

Client Sample ID: VMP-11-8-072012

Lab ID#: 1207564B-07A

Compound	Rpt. Limit (%)	Amount (%)
Oxygen	0.20	17
Nitrogen	0.20	79
Methane	0.00020	0.000055 J
Carbon Dioxide	0.020	3.7
Helium	0.098	0.056 J

eurofins | Air Toxics

Summary of Detected Compounds
NATURAL GAS ANALYSIS BY MODIFIED ASTM D-1946

Client Sample ID: VMP-11-29-072012

Lab ID#: 1207564B-08A

Compound	Rpt. Limit (%)	Amount (%)
Oxygen	0.18	13
Nitrogen	0.18	80
Methane	0.00018	0.000098 J
Carbon Dioxide	0.018	7.2
Helium	0.088	0.059 J

Client Sample ID: VMP-14-5-072312

Lab ID#: 1207564B-09A

Compound	Rpt. Limit (%)	Amount (%)
Oxygen	0.21	11
Nitrogen	0.21	80
Carbon Dioxide	0.021	8.5
Helium	0.10	0.039 J

Client Sample ID: VMP-31-5-072012

Lab ID#: 1207564B-10A

Compound	Rpt. Limit (%)	Amount (%)
Oxygen	0.19	20
Nitrogen	0.19	78
Methane	0.00019	0.00023
Carbon Dioxide	0.019	0.63
Helium	0.096	1.3

Client Sample ID: VMP-31-30-072012

Lab ID#: 1207564B-11A

Compound	Rpt. Limit (%)	Amount (%)
Oxygen	0.19	7.8
Nitrogen	0.19	83
Methane	0.00019	0.079

eurofins | Air Toxics

Summary of Detected Compounds
NATURAL GAS ANALYSIS BY MODIFIED ASTM D-1946

Client Sample ID: VMP-31-30-072012

Lab ID#: 1207564B-11A

Carbon Dioxide	0.019	9.3
Helium	0.096	0.023 J

Client Sample ID: VMP-32-5-072012

Lab ID#: 1207564B-12A

Compound	Rpt. Limit (%)	Amount (%)
Oxygen	0.17	20
Nitrogen	0.17	79
Methane	0.00017	0.00016 J
Carbon Dioxide	0.017	1.1
Helium	0.084	0.095

Client Sample ID: VMP-32-10-072012

Lab ID#: 1207564B-13A

Compound	Rpt. Limit (%)	Amount (%)
Oxygen	0.20	17
Nitrogen	0.20	79
Methane	0.00020	0.000063 J
Carbon Dioxide	0.020	3.7
Helium	0.098	0.056 J

Client Sample ID: VMP-32-20-072012

Lab ID#: 1207564B-14A

Compound	Rpt. Limit (%)	Amount (%)
Oxygen	0.19	14
Nitrogen	0.19	81
Methane	0.00019	0.000079 J
Carbon Dioxide	0.019	4.9
Helium	0.096	0.022 J

eurofins

Air Toxics

Client Sample ID: VMP-3-10-072312

Lab ID#: 1207564B-01A

NATURAL GAS ANALYSIS BY MODIFIED ASTM D-1946

File Name:	**9073035**	**Date of Collection: 7/23/12 10:56:00 AM**	
Dil. Factor:	**2.01**	**Date of Analysis: 7/30/12 07:10 PM**	

Compound	**Rpt. Limit (%)**	**Amount (%)**
Oxygen	0.20	19
Nitrogen	0.20	78
Carbon Monoxide	0.020	Not Detected
Methane	0.00020	0.000090 J
Carbon Dioxide	0.020	1.9
Ethane	0.0020	Not Detected
Ethene	0.0020	Not Detected
Helium	0.10	0.94

J = Estimated value.

Container Type: 1 Liter Summa Canister

eurofins | Air Toxics

Client Sample ID: VMP-3-22-072312

Lab ID#: 1207564B-02A

NATURAL GAS ANALYSIS BY MODIFIED ASTM D-1946

File Name:	**9073036**	**Date of Collection:**	**7/23/12 12:00:00 PM**
Dil. Factor:	**1.96**	**Date of Analysis:**	**7/30/12 07:33 PM**

Compound	Rpt. Limit (%)	Amount (%)
Oxygen	0.20	20
Nitrogen	0.20	79
Carbon Monoxide	0.020	Not Detected
Methane	0.00020	0.00015 J
Carbon Dioxide	0.020	0.89
Ethane	0.0020	Not Detected
Ethene	0.0020	Not Detected
Helium	0.098	0.13

J = Estimated value.

Container Type: 1 Liter Summa Canister

eurofins | Air Toxics

Client Sample ID: VMP-4-12-072312

Lab ID#: 1207564B-03A

NATURAL GAS ANALYSIS BY MODIFIED ASTM D-1946

File Name:	**9073037**	**Date of Collection:**	**7/23/12 12:14:00 PM**
Dil. Factor:	**1.83**	**Date of Analysis:**	**7/30/12 07:57 PM**

Compound	Rpt. Limit (%)	Amount (%)
Oxygen	0.18	18
Nitrogen	0.18	78
Carbon Monoxide	0.018	Not Detected
Methane	0.00018	0.00029
Carbon Dioxide	0.018	2.7
Ethane	0.0018	Not Detected
Ethene	0.0018	Not Detected
Helium	0.092	0.84

Container Type: 1 Liter Summa Canister

eurofins | Air Toxics

Client Sample ID: VMP-7-13.5-072012

Lab ID#: 1207564B-04A

NATURAL GAS ANALYSIS BY MODIFIED ASTM D-1946

File Name:	**9073038**	**Date of Collection:**	**7/20/12 11:14:00 AM**
Dil. Factor:	**1.87**	**Date of Analysis:**	**7/30/12 08:20 PM**

Compound	Rpt. Limit (%)	Amount (%)
Oxygen	0.19	20
Nitrogen	0.19	79
Carbon Monoxide	0.019	Not Detected
Methane	0.00019	0.000024 J
Carbon Dioxide	0.019	1.4
Ethane	0.0019	Not Detected
Ethene	0.0019	Not Detected
Helium	0.094	0.034 J

J = Estimated value.

Container Type: 1 Liter Summa Canister

eurofins | Air Toxics

Client Sample ID: VMP-7-29.5-072012

Lab ID#: 1207564B-05A

NATURAL GAS ANALYSIS BY MODIFIED ASTM D-1946

File Name:	**9073039**	**Date of Collection:**	**7/20/12 10:20:00 AM**
Dil. Factor:	**1.87**	**Date of Analysis:**	**7/30/12 08:53 PM**

Compound	Rpt. Limit (%)	Amount (%)
Oxygen	0.19	16
Nitrogen	0.19	78
Carbon Monoxide	0.019	Not Detected
Methane	0.00019	0.000084 J
Carbon Dioxide	0.019	5.6
Ethane	0.0019	Not Detected
Ethene	0.0019	Not Detected
Helium	0.094	0.014 J

J = Estimated value.

Container Type: 1 Liter Summa Canister

eurofins | Air Toxics

Client Sample ID: VMP-7-29.5-072012-Dup

Lab ID#: 1207564B-06A

NATURAL GAS ANALYSIS BY MODIFIED ASTM D-1946

File Name:	**9073040**	**Date of Collection: 7/20/12 10:20:00 AM**	
Dil. Factor:	**1.87**	**Date of Analysis: 7/30/12 09:20 PM**	

Compound	Rpt. Limit (%)	Amount (%)
Oxygen	0.19	17
Nitrogen	0.19	77
Carbon Monoxide	0.019	Not Detected
Methane	0.00019	0.000092 J
Carbon Dioxide	0.019	5.8
Ethane	0.0019	Not Detected
Ethene	0.0019	Not Detected
Helium	0.094	0.020 J

J = Estimated value.

Container Type: 1 Liter Summa Canister

eurofins | Air Toxics

Client Sample ID: VMP-11-8-072012

Lab ID#: 1207564B-07A

NATURAL GAS ANALYSIS BY MODIFIED ASTM D-1946

File Name:	**9073041**	**Date of Collection:**	**7/20/12 12:31:00 PM**
Dil. Factor:	**1.96**	**Date of Analysis:**	**7/30/12 09:42 PM**

Compound	Rpt. Limit (%)	Amount (%)
Oxygen	0.20	17
Nitrogen	0.20	79
Carbon Monoxide	0.020	Not Detected
Methane	0.00020	0.000055 J
Carbon Dioxide	0.020	3.7
Ethane	0.0020	Not Detected
Ethene	0.0020	Not Detected
Helium	0.098	0.056 J

J = Estimated value.

Container Type: 1 Liter Summa Canister

eurofins | Air Toxics

Client Sample ID: VMP-11-29-072012

Lab ID#: 1207564B-08A

NATURAL GAS ANALYSIS BY MODIFIED ASTM D-1946

File Name:	**9073042**	**Date of Collection:**	**7/23/12 2:22:00 PM**
Dil. Factor:	**1.75**	**Date of Analysis:**	**7/30/12 10:05 PM**

Compound	Rpt. Limit (%)	Amount (%)
Oxygen	0.18	13
Nitrogen	0.18	80
Carbon Monoxide	0.018	Not Detected
Methane	0.00018	0.000098 J
Carbon Dioxide	0.018	7.2
Ethane	0.0018	Not Detected
Ethene	0.0018	Not Detected
Helium	0.088	0.059 J

J = Estimated value.

Container Type: 1 Liter Summa Canister

eurofins | Air Toxics

Client Sample ID: VMP-14-5-072312

Lab ID#: 1207564B-09A

NATURAL GAS ANALYSIS BY MODIFIED ASTM D-1946

File Name:	**9073043**	**Date of Collection:**	**7/23/12 2:45:00 PM**
Dil. Factor:	**2.06**	**Date of Analysis:**	**7/30/12 10:28 PM**

Compound	Rpt. Limit (%)	Amount (%)
Oxygen	0.21	11
Nitrogen	0.21	80
Carbon Monoxide	0.021	Not Detected
Methane	0.00021	Not Detected
Carbon Dioxide	0.021	8.5
Ethane	0.0021	Not Detected
Ethene	0.0021	Not Detected
Helium	0.10	0.039 J

J = Estimated value.

Container Type: 1 Liter Summa Canister

eurofins | Air Toxics

Client Sample ID: VMP-31-5-072012

Lab ID#: 1207564B-10A

NATURAL GAS ANALYSIS BY MODIFIED ASTM D-1946

File Name:	**9073044**	**Date of Collection:**	**7/20/12 9:26:00 AM**
Dil. Factor:	**1.91**	**Date of Analysis:**	**7/30/12 10:50 PM**

Compound	Rpt. Limit (%)	Amount (%)
Oxygen	0.19	20
Nitrogen	0.19	78
Carbon Monoxide	0.019	Not Detected
Methane	0.00019	0.00023
Carbon Dioxide	0.019	0.63
Ethane	0.0019	Not Detected
Ethene	0.0019	Not Detected
Helium	0.096	1.3

Container Type: 1 Liter Summa Canister

eurofins | Air Toxics

Client Sample ID: VMP-31-30-072012

Lab ID#: 1207564B-11A

NATURAL GAS ANALYSIS BY MODIFIED ASTM D-1946

File Name:	**9073045**	**Date of Collection:**	**7/20/12 10:38:00 AM**
Dil. Factor:	**1.91**	**Date of Analysis:**	**7/31/12 08:07 AM**

Compound	Rpt. Limit (%)	Amount (%)
Oxygen	0.19	7.8
Nitrogen	0.19	83
Carbon Monoxide	0.019	Not Detected
Methane	0.00019	0.079
Carbon Dioxide	0.019	9.3
Ethane	0.0019	Not Detected
Ethene	0.0019	Not Detected
Helium	0.096	0.023 J

J = Estimated value.

Container Type: 1 Liter Summa Canister

eurofins | Air Toxics

Client Sample ID: VMP-32-5-072012

Lab ID#: 1207564B-12A

NATURAL GAS ANALYSIS BY MODIFIED ASTM D-1946

File Name:	**9073046**	**Date of Collection:**	**7/20/12 9:56:00 AM**
Dil. Factor:	**1.68**	**Date of Analysis:**	**7/31/12 08:31 AM**

Compound	Rpt. Limit (%)	Amount (%)
Oxygen	0.17	20
Nitrogen	0.17	79
Carbon Monoxide	0.017	Not Detected
Methane	0.00017	0.00016 J
Carbon Dioxide	0.017	1.1
Ethane	0.0017	Not Detected
Ethene	0.0017	Not Detected
Helium	0.084	0.095

J = Estimated value.

Container Type: 1 Liter Summa Canister

eurofins | Air Toxics

Client Sample ID: VMP-32-10-072012

Lab ID#: 1207564B-13A

NATURAL GAS ANALYSIS BY MODIFIED ASTM D-1946

File Name:	**9073047**	**Date of Collection:**	**7/20/12 10:55:00 AM**
Dil. Factor:	**1.96**	**Date of Analysis:**	**7/31/12 08:55 AM**

Compound	Rpt. Limit (%)	Amount (%)
Oxygen	0.20	17
Nitrogen	0.20	79
Carbon Monoxide	0.020	Not Detected
Methane	0.00020	0.000063 J
Carbon Dioxide	0.020	3.7
Ethane	0.0020	Not Detected
Ethene	0.0020	Not Detected
Helium	0.098	0.056 J

J = Estimated value.

Container Type: 1 Liter Summa Canister

eurofins | Air Toxics

Client Sample ID: VMP-32-20-072012

Lab ID#: 1207564B-14A

NATURAL GAS ANALYSIS BY MODIFIED ASTM D-1946

File Name:	**9073048**	**Date of Collection:**	**7/20/12 11:42:00 AM**
Dil. Factor:	**1.91**	**Date of Analysis:**	**7/31/12 09:17 AM**

Compound	Rpt. Limit (%)	Amount (%)
Oxygen	0.19	14
Nitrogen	0.19	81
Carbon Monoxide	0.019	Not Detected
Methane	0.00019	0.000079 J
Carbon Dioxide	0.019	4.9
Ethane	0.0019	Not Detected
Ethene	0.0019	Not Detected
Helium	0.096	0.022 J

J = Estimated value.

Container Type: 1 Liter Summa Canister

eurofins | Air Toxics

Client Sample ID: Lab Blank

Lab ID#: 1207564B-15A

NATURAL GAS ANALYSIS BY MODIFIED ASTM D-1946

File Name:	**9073029a**	**Date of Collection: NA**	
Dil. Factor:	**1.00**	**Date of Analysis: 7/30/12 04:16 PM**	

Compound	Rpt. Limit (%)	Amount (%)
Oxygen	0.10	0.016 J
Nitrogen	0.10	0.075 J
Carbon Monoxide	0.010	Not Detected
Methane	0.00010	Not Detected
Carbon Dioxide	0.010	Not Detected
Ethane	0.0010	Not Detected
Ethene	0.0010	Not Detected

J = Estimated value.

Container Type: NA - Not Applicable

eurofins | Air Toxics

Client Sample ID: Lab Blank

Lab ID#: 1207564B-15B

NATURAL GAS ANALYSIS BY MODIFIED ASTM D-1946

File Name:	**9073028b**	**Date of Collection: NA**	
Dil. Factor:	**1.00**	**Date of Analysis: 7/30/12 03:44 PM**	

Compound	**Rpt. Limit (%)**	**Amount (%)**
Helium	0.050	Not Detected

Container Type: NA - Not Applicable

eurofins

Air Toxics

Client Sample ID: LCS

Lab ID#: 1207564B-16A

NATURAL GAS ANALYSIS BY MODIFIED ASTM D-1946

File Name:	9073026	Date of Collection: NA
Dil. Factor:	1.00	Date of Analysis: 7/30/12 02:14 PM

Compound	%Recovery
Oxygen	100
Nitrogen	100
Carbon Monoxide	98
Methane	97
Carbon Dioxide	100
Ethane	98
Ethene	95
Helium	101

Container Type: NA - Not Applicable

eurofins | Air Toxics

Client Sample ID: LCSD

Lab ID#: 1207564B-16AA

NATURAL GAS ANALYSIS BY MODIFIED ASTM D-1946

File Name:	**9073050**	**Date of Collection: NA**	
Dil. Factor:	**1.00**	**Date of Analysis: 7/31/12 10:16 AM**	

Compound	%Recovery
Oxygen	100
Nitrogen	100
Carbon Monoxide	99
Methane	98
Carbon Dioxide	102
Ethane	99
Ethene	96
Helium	102

Container Type: NA - Not Applicable

1207564

Shell Oil Products Chain Of Custody Record

URS

Air Toxics LTD.
Project Name: Roxana Soil Vapor
Project # 21562735.00013
Lab Vendor #

Please Check Appropriate Box:
☑ ENV. SERVICES ☐ MOTIVA RETAIL ☐ SHELL RETAIL
☐ MOTIVA SD&CM ☐ CONSULTANT ☐ LUBES
☐ SHELL PIPELINE ☐ OTHER

Print Bill To Contact Name: Robert Mooshegian
PO #:

INCIDENT # (ENV SERVICES): 9 7 2 1 6 5 4 0
SAP #: 3 4 0 0 6 1
☐ CHECK IF NO INCIDENT # APPLIES

DATE: 07/25/12
PAGE 1 of 2

SAMPLING COMPANY: URS CORPORATION
GW QUAL:
ADDRESS: 1001 HIGHLANDS PLAZA DRIVE WEST - SUITE 300, ST. LOUIS, MO 63110
LABORATORY ADDRESS: Air Toxics LTD. 180 Blue Ravine Road, Suite B, Folsom, CA 95630-4719
TELEPHONE:
FAX: 314-429-0462
BILL TO CONTACT E-MAIL: Robert.Mooshegian@urs.com

SITE ADDRESS, Street and City: 900 SOUTH CENTRAL AVE -- ROXANA
State: IL
GLOBAL ID NO:
SEND DELIVERABLE TO (URS Company Office Location): Elizabeth Kunkel, URS, St. Louis
PHONE NO: 314-743-4179
E-MAIL: Elizabeth.Kunkel@URSCorp.com
CONSULTANT PROJECT NAME: Roxana Soil Vapor
M. Currier, C. Williams, C. Kretzer, M. Mittermeyer, J. Jackson, D. Mattingly, L. Rathnow

TURNAROUND TIME (CALENDAR DAYS):
☑ STANDARD (14 DAY) ☐ 5 DAYS ☐ 3 DAYS ☐ 2 DAYS ☐ 24 HOURS ☐ RESULTS NEEDED ON WEEKEND

REQUESTED ANALYSIS

☐ IA - RWQCB REPORT FORMAT ☑ UST AGENCY

DELIVERABLES: ☐ LEVEL 1 ☐ LEVEL 2 ☐ LEVEL 3 ☑ LEVEL 4 ☐ OTHER (SPECIFY)

☑ SHELL CONTRACT RATE APPLIES
☐ STATE REIMBURSEMENT RATE APPLIES
☐ EDD NOT NEEDED
☑ RECEIPT VERIFICATION REQUESTED

LAB USE ONLY	Field Sample Identification	SAMPLING DATE	SAMPLING TIME	Canister Number	Canister Pressure/Vacuum: Initial	Final	Receipt	Final (psi)	Modified TO-15 + Butane & Isopentane	ASTM D-1946 + Helium	ASTM D-1946					
	VMP-3-10-072312	07/20/12	1023-1056	11437	-30	-9			X	X						
	VMP-3-22-072312	07/23/12	1125-1200	25281	-30	-9			X	X						
	VMP-4-12-072312	07/23/12	1140-1214	2206	-29.5	-7			X	X						
	VMP-7-13.5-072012	07/20/12	1038-1114	3398	-29	-7.5			X	X						
	VMP-7-29.5-072012	07/20/12	0949-1026	2223	-29.5	-8			X	X						
	VMP-7-29.5-072012-Dup	07/20/12	0949-1026	30826	-30	-7.5			X	X						
	VMP-11-8-072012	07/20/12	1201-1234	12801	-29	-10			X	X						
	VMP-11-29-072012	07/23/12	1354-1422	37345	-26	-5.5			X	X						
	VMP-14-5-072312	07/23/12	1406-1446	35597	-30	-9			X	X						
	VMP-31-5-072012	07/20/12	0852-0926	2086	-30	-8			X	X						

Turn Around Time: ☑ Normal ☐ Rush ☐ Specify

Lab Use Only
Pressurized by:
Date:
Pressurization Gas: N_2 He

ADDITIONAL NOTES:
- 14 day hold time
- Report results between MDL and RL
- Level IV ECVP

Relinquished by: (Signature)	Received by: (Signature)	Date	Time
	FEDEX	7/25/12	1700
		7.26.12	1170

05/2006 Revision

CUSTODY SEAL INTACT? Y NO

1207564

Shell Oil Products Chain Of Custody Record

URS

Air Toxics LTD.
Project Name: Roxana Soil Vapor
Project # 21562735.00013
Lab Vendor #

Please Check Appropriate Box:
- [x] ENV. SERVICES
- [ ] MOTIVA RETAIL
- [ ] SHELL RETAIL
- [ ] MOTIVA SD&CM
- [ ] CONSULTANT
- [ ] LUBES
- [ ] SHELL PIPELINE
- [ ] OTHER _____

Print Bill To Contact Name: Robert Mooshegian
PO #:
INCIDENT # (ENV SERVICES): 9 7 2 1 6 6 4 0
SAP #: 3 4 0 0 6 1
[ ] CHECK IF NO INCIDENT # APPLIES
DATE: 07/25/12
PAGE: 2 of 2

SAMPLING COMPANY: URS CORPORATION
LOG CODE:
ADDRESS: 1001 HIGHLANDS PLAZA DRIVE WEST - SUITE 300; ST. LOUIS, MO 63110
LABORATORY ADDRESS: Air Toxics, LTD 180 Blue Ravine Road, Suite B, Folsom, CA 95630-4719
TELEPHONE:
FAX: 314-429-0462
PR To Contact E-MAIL: Robert.Mooshegian@urs.com

SITE ADDRESS: Street and City: 900 SOUTH CENTRAL AVE -- ROXANA
State: IL
ZIP CODE:
LOF DELIVERABLE TO (Name, Company, Office Location): Elizabeth Kunkel, URS, St. Louis
PHONE NO: 314-743-4179
E-MAIL: Elizabeth_Kunkel@URSCorp.com
CONSULTANT PROJECT MANAGER: Roxana Soil Vapor
M. Currier, C Williams, C. Kretzer, M. Mittermeyer, J. Jackson, D. Mattingly, L. Rathnow

TURNAROUND TIME (CALENDAR DAYS)
- [x] STANDARD (14 DAY)
- [ ] 5 DAYS
- [ ] 3 DAYS
- [ ] 2 DAYS
- [ ] 24 HOURS
- [ ] RESULTS NEEDED ON WEEKEND

- [ ] LA - RWQCB REPORT FORMAT
- [x] UST AGENCY

DELIVERABLES
- [ ] LEVEL 1
- [ ] LEVEL 2
- [ ] LEVEL 3
- [x] LEVEL 4
- [ ] OTHER (SPECIFY) _____

- [x] SHELL CONTRACT RATE APPLIES
- [ ] STATE REIMBURSEMENT RATE APPLIES
- [ ] EDD NOT NEEDED
- [x] RECEIPT VERIFICATION REQUESTED

REQUESTED ANALYSIS

Turn Around Time:
- [x] Normal
- [ ] Rush
- Specify

Lab Use Only
Pressurized by:
Date:
Pressurization Gas: N_2 He

Lab Use Only	Field Sample Identification	SAMPLING DATE	SAMPLING TIME	Canister Number	Canister Pressure/Vacuum Initial	Final	Receipt	Final (psi)	Modified TO-15 + Butane & Isopentane	ASTM D-1946 + Helium	ASTM D-1946
11A	VMP-31-10-072012	07/20/12	1003-1038	3395	-30	-8			X	X	
12A	VMP-32-5-072012	07/20/12	0916-0956	37433	-30	-4.5			X	X	
13A	VMP-32-10-072012	07/20/12	1025-1055	11933	-29.5	-9			X	X	
14A	VMP-32-20-072012	07/20/12	1112-1142	36523	-29.5	-9			X	X	

7/25/12

ADDITIONAL NOTES:
- 14 day hold time
- Report results between MDL and RL
- Level IV ECVP

Relinquished by (Signature)	Received by (Signature)	Date	Time
[signature]	FEDEX	7/25/12	1700
	[signature]	7.26.12	1130

05/2/05 Revision

CUSTODY SEAL INTACT?
Y N NO.

Roxana Soil Vapor Quarterly – 3rd Quarter 2012 Data Review

Laboratory SDG: 1207566A,B,C,D

Data Reviewer: Melissa Mansker

Peer Reviewer: Elizabeth Kunkel

Date Reviewed: 8/23/2012

Guidance: USEPA National Functional Guidelines for Superfund Organic Methods Data Review 2008

Sample Identification	Sample Identification
VMP-1-23.5-071612	VMP-3-31.5-072312
VMP-4-23.5-072312	VMP-4-39-072312
VMP-11-38-072312	VMP-13-29.5-071912
VMP-14-11.5-072512	VMP-14-20-072512
VMP-14-29-072512	VMP-32-30-072012
VMP-45-30-071912	VMP-44-10-072012

1.0 Data Package Completeness

Were all items delivered as specified in the QAPP and COC as appropriate?

Yes

2.0 Laboratory Case Narrative \ Cooler Receipt Form

Were problems noted in the laboratory case narrative or cooler receipt form?

Yes, the laboratory case narrative indicated samples VMP-1-23.5-071612, VMP-3-31.5-072312, VMP-4-23.5-072312, VMP-4-39-072312, VMP-11-38-072312, VMP-13-29.5-071912, VMP-14-11.5-072512, VMP-14-20-072512, VMP-14-29-072512, VMP-32-30-072012, and VMP-44-10-072012 were diluted due to high levels of target analytes. Samples VMP-3-31.5-072312, VMP14-20-072512 and VMP-44-10-072012 were diluted and re-analyzed to bring the highest level target analytes within the calibration range of the instrument. Results for the highest level target analytes were reported from the re-analysis diluted runs and the remaining compounds were reported from the original analyses. TO-15 LCS/LCSD recoveries were outside evaluation criteria for the compound hexachlorobutadiene. CCV percent recovery for ethanol was above evaluation criteria. The TO-15 surrogate recovery for 1,2-dichloroethane-d_4 was outside evaluation criteria in sample VMP-4-39-07312 and in the original analysis of sample VMP-44-10-072012. Although not indicated in the laboratory case narrative, analytes were detected in the method blank. These issues are addressed further in the appropriate sections below.

No issues or discrepancies were noted in the cooler receipt form.

3.0 Holding Times

Were samples extracted/analyzed within applicable limits?

Yes

4.0 Blank Contamination

Were any analytes detected in the Blanks?

Yes

Blank ID	Parameter	Analyte	Concentration/ Amount
1207566B-13A	Natural gases	Oxygen	0.0071%
1207566B-13A	Natural gases	Nitrogen	0.072%
1207566C-12A	TO-15	Ethanol	5.2 ppbv / 9.8 µg/m^3
1207566D-12A	Natural gases	Oxygen	0.0071%
1207566D-12A	Natural gases	Nitrogen	0.072%

Analytical data that were reported non-detect or at concentrations greater than five times (5X) the associated blank concentration did not require qualification. No qualification was required.

5.0 Laboratory Control Sample

Were LCS recoveries within evaluation criteria?

No

LCS/LCSD ID	Parameter	Analyte	LCS/LCSD Recovery	LCS/ LCSD RPD	LCS/LCSD /RPD Criteria
1207566A-15A/AA	TO-15	Hexachlorobutadiene	125/**134**	7	70-130/25
1207566C-14A/AA	TO-15	Hexachlorobutadiene	125/**134**	7	70-130/25

Analytical data which were reported as non-detect and associated with LCS recoveries above evaluation criteria, indicating a possible high bias, did not require qualification. No qualification of data was required.

6.0 Surrogate Recoveries

Were surrogate recoveries within evaluation criteria?

No

Sample ID	Parameter	Surrogate	Recovery	Criteria
VMP-4-39-072312	TO-15	1,2-Dichloroethane-d_4	**133**	70-130
VMP-44-10-072012 (Original Analysis)	TO-15	1,2-Dichloroethane-d_4	**154**	70-130

Analytical data that required qualification based on surrogate data are included in the table below. Analytical data which were reported as non-detect and associated with surrogate recoveries above evaluation criteria, indicating a possible high bias, did not require qualification.

Field ID	Parameter	Analyte	Qualification
VMP-4-39-072312	TO-15	Hexane	**J**
VMP-4-39-072312	TO-15	Cyclohexane	**J**
VMP-4-39-072312	TO-15	2,2,4-Trimethylpentane	**J**

Field ID	Parameter	Analyte	Qualification
VMP-4-39-072312	TO-15	Benzene	J
VMP-4-39-072312	TO-15	Heptane	J
VMP-4-39-072312	TO-15	Toluene	J
VMP-4-39-072312	TO-15	Ethyl benzene	J
VMP-4-39-072312	TO-15	m,p-Xylene	J
VMP-4-39-072312	TO-15	o-Xylene	J
VMP-4-39-072312	TO-15	Propylbenzene	J
VMP-4-39-072312	TO-15	4-Ethyltoluene	J
VMP-4-39-072312	TO-15	Butane	J
VMP-4-39-072312	TO-15	Isopentane	J
VMP-44-10-072012 (Original Analysis)	TO-15	Hexane	J
VMP-44-10-072012 (Original Analysis)	TO-15	Benzene	J
VMP-44-10-072012 (Original Analysis)	TO-15	Heptane	J
VMP-44-10-072012 (Original Analysis)	TO-15	Toluene	J
VMP-44-10-072012 (Original Analysis)	TO-15	Ethyl benzene	J
VMP-44-10-072012 (Original Analysis)	TO-15	m,p-Xylene	J
VMP-44-10-072012 (Original Analysis)	TO-15	o-Xylene	J
VMP-44-10-072012 (Original Analysis)	TO-15	4-Ethyltoluene	J
VMP-44-10-072012 (Original Analysis)	TO-15	1,3,5-Trimethylbenzene	J
VMP-44-10-072012 (Original Analysis)	TO-15	1,2,4-Trimethylbenzene	J
VMP-44-10-072012 (Original Analysis)	TO-15	Butane	J
VMP-44-10-072012 (Original Analysis)	TO-15	Isopentane	J

7.0 Matrix Spike and Matrix Spike Duplicate Recoveries

Were MS/MSD samples analyzed as part of this SDG?

MS/MSD samples are not applicable for vapor samples, due to the inability to spike the samples.

8.0 Laboratory Duplicate Results

Were laboratory duplicate samples collected as part of this SDG?

No

9.0 Field Duplicate Results

Were field duplicate samples collected as part of this SDG?

No

10.0 Sample Dilutions

For samples that were diluted and nondetect, were undiluted results also reported?

Not applicable; analytes were detected in samples that were diluted.

11.0 Additional Qualifications

Were additional qualifications applied?

No, however the CCV percent recovery for ethanol was above evaluation criteria as summarized in the table below.

CCV ID	Parameter	Analyte	CCV Recovery	CCV Criteria
1207566A-14A	TO-15	Ethanol	**134**	70-130
1207566C-13A	TO-15	Ethanol	**134**	70-130

Analytical data which were reported as non-detect and associated with CCV recoveries above evaluation criteria, indicating a possible high bias, did not require qualification. No qualification of data is required.

eurofins | Air Toxics

8/14/2012
Ms. Elizabeth Kunkel
URS Corporation
1001 Highlands Plaza Dr. West
Suite 300
St. Louis MO 63110

Project Name: Roxana Soil Vapor
Project #: 21562735.00013
Workorder #: 1207566A

Dear Ms. Elizabeth Kunkel

The following report includes the data for the above referenced project for sample(s) received on 7/26/2012 at Air Toxics Ltd.

The data and associated QC analyzed by Modified TO-15 are compliant with the project requirements or laboratory criteria with the exception of the deviations noted in the attached case narrative.

Thank you for choosing Air Toxics Ltd. for your air analysis needs. Air Toxics Ltd. is committed to providing accurate data of the highest quality. Please feel free to contact the Project Manager: Kelly Buettner at 916-985-1000 if you have any questions regarding the data in this report.

Regards,

Kelly Buettner

Project Manager

Reviewed on 8/23/12

eurofins | Air Toxics

WORK ORDER #: 1207566A

Work Order Summary

CLIENT:	Ms. Elizabeth Kunkel URS Corporation 1001 Highlands Plaza Dr. West Suite 300 St. Louis, MO 63110	**BILL TO:**	Accounts Payable Austin URS Corporation P.O. BOX 203970 Austin, TX 78720-1088
PHONE:	314-743-4179	**P.O. #**	21562735.00013
FAX:		**PROJECT #**	21562735.00013 Roxana Soil Vapor
DATE RECEIVED:	07/26/2012	**CONTACT:**	Kelly Buettner
DATE COMPLETED:	08/14/2012		

FRACTION #	NAME	TEST	RECEIPT VAC./PRES.	FINAL PRESSURE
01A	VMP-1-23.5-071612	Modified TO-15	9.2 "Hg	5 psi
02A	VMP-3-31.5-072312	Modified TO-15	8.0 "Hg	5 psi
02B	VMP-3-31.5-072312	Modified TO-15	8.0 "Hg	5 psi
03A	VMP-4-23.5-072312	Modified TO-15	8.6 "Hg	5 psi
04A	VMP-4-39-072312	Modified TO-15	9.2 "Hg	5 psi
05A	VMP-11-38-072312	Modified TO-15	9.4 "Hg	5 psi
06A	VMP-13-29.5-071912	Modified TO-15	9.2 "Hg	5 psi
07A	VMP-14-11.5-072512	Modified TO-15	9.2 "Hg	5 psi
08A	VMP-14-20-072512	Modified TO-15	8.0 "Hg	5 psi
08B	VMP-14-20-072512	Modified TO-15	8.0 "Hg	5 psi
09A	VMP-14-29-072512	Modified TO-15	8.6 "Hg	5 psi
10A	VMP-32-30-072012	Modified TO-15	9.2 "Hg	5 psi
12A	VMP-45-30-071912	Modified TO-15	9.0 "Hg	5 psi
13A	Lab Blank	Modified TO-15	NA	NA
14A	CCV	Modified TO-15	NA	NA
15A	LCS	Modified TO-15	NA	NA
15AA	LCSD	Modified TO-15	NA	NA

CERTIFIED BY: Heidi Forges DATE: 08/14/12

Technical Director

Certification numbers: AZ Licensure AZ0775, CA NELAP - 12282CA, NY NELAP - 11291, TX NELAP - T104704434-12-5, UT NELAP CA009332012-3, WA NELAP - C935
Name of Accrediting Agency: NELAP/ORELAP (Oregon Environmental Laboratory Accreditation Program)
Accreditation number: CA300005, Effective date: 10/18/2011, Expiration date: 10/17/2012.
Eurofins Air Toxics Ltd. certifies that the test results contained in this report meet all requirements of the NELAC standards

This report shall not be reproduced, except in full, without the written approval of Eurofins Air Toxics, Inc

180 BLUE RAVINE ROAD, SUITE B FOLSOM, CA - 9563
(916) 985-1000 . (800) 985-5955 . FAX (916) 985-1020

LABORATORY NARRATIVE
EPA Method TO-15
URS Corporation
Workorder# 1207566A

Twelve 1 Liter Summa Canister samples were received on July 26, 2012. The laboratory performed analysis via EPA Method TO-15 using GC/MS in the full scan mode.

This workorder was independently validated prior to submittal using 'USEPA National Functional Guidelines' as generally applied to the analysis of volatile organic compounds in air. A rules-based, logic driven, independent validation engine was employed to assess completeness, evaluate pass/fail of relevant project quality control requirements and verification of all quantified amounts.

Receiving Notes

There were no receiving discrepancies.

Analytical Notes

As per client project requirements, the laboratory has reported estimated values for target compound hits that are below the Reporting Limit but greater than the Method Detection Limit. Concentrations that are below the level at which the canister was certified (0.2 ppbv for compounds reported at 0.5 ppbv and 0.8 ppbv for compounds reported at 2.0 ppbv) may be false positives.

All Quality Control Limit exceedances and affected sample results are noted by flags. Each flag is defined at the bottom of this Case Narrative and on each Sample Result Summary page. Target compound non-detects in the samples that are associated with high bias in QC analyses have not been flagged.

The recovery of surrogate 1,2-Dichloroethane-d4 in sample VMP-4-39-072312 was outside laboratory control limits due to high level hydrocarbon matrix interference. The surrogate recovery is flagged.

Dilutions were performed on samples VMP-1-23.5-071612, VMP-3-31.5-072312, VMP-4-23.5-072312, VMP-4-39-072312, VMP-11-38-072312, VMP-13-29.5-071912, VMP-14-11.5-072512, VMP-14-20-072512, VMP-14-29-072512 and VMP-32-30-072012 due to the presence of high level target species.

Due to high-level target compounds, samples VMP-3-31.5-072312 was analyzed twice. In the "A" fraction, the sample was diluted to bring the highest-level compounds within the calibration range. The "B" fraction is also reported by client request and may be reported with "E" flags indicating the compound exceeds the calibration range. Both runs and associated QC are reported.

Due to high-level target compounds, samples VMP-14-20-072512 was analyzed twice. In the "A" fraction, the sample was diluted to bring the highest-level compounds within the calibration range. The "B" fraction is also reported by client request and may be reported with "E" flags indicating the compound exceeds the calibration range. Both runs and associated QC are reported.

Definition of Data Qualifying Flags

Eight qualifiers may have been used on the data analysis sheets and indicates as follows:

B - Compound present in laboratory blank greater than reporting limit (background subtraction not

performed).

J - Estimated value.
E - Exceeds instrument calibration range.
S - Saturated peak.
Q - Exceeds quality control limits.
U - Compound analyzed for but not detected above the reporting limit.
UJ- Non-detected compound associated with low bias in the CCV and/or LCS.
N - The identification is based on presumptive evidence.

File extensions may have been used on the data analysis sheets and indicates as follows:

a-File was requantified
b-File was quantified by a second column and detector
r1-File was requantified for the purpose of reissue

eurofins

Air Toxics

Summary of Detected Compounds
EPA METHOD TO-15 GC/MS

Client Sample ID: VMP-1-23.5-071612

Lab ID#: 1207566A-01A

Compound	Rpt. Limit (ppbv)	Amount (ppbv)	Rpt. Limit (ug/m3)	Amount (ug/m3)
Hexane	6000	51000	21000	180000
Cyclohexane	6000	11000	21000	37000
2,2,4-Trimethylpentane	6000	52000	28000	240000
Butane	24000	4600000	57000	11000000
Isopentane	24000	2200000	71000	6500000

Client Sample ID: VMP-3-31.5-072312 *Use these results only. All other data was reported from the 1140x dilution analysis.

Lab ID#: 1207566A-02A

DF = 2290

Compound	Rpt. Limit (ppbv)	Amount (ppbv)	Rpt. Limit (ug/m3)	Amount (ug/m3)
Hexane	11000	160000	40000	570000
Cyclohexane	11000	32000	39000	110000
2,2,4-Trimethylpentane	11000	1000000	53000	4900000
Benzene	11000	20000	36000	65000
* Butane	46000	6000000	110000	14000000
Isopentane	46000	6300000	130000	18000000

Client Sample ID: VMP-3-31.5-072312 *Do not use this data. Use all other data

Lab ID#: 1207566A-02B

DF = 1140

Compound	Rpt. Limit (ppbv)	Amount (ppbv)	Rpt. Limit (ug/m3)	Amount (ug/m3)
Hexane	5700	180000	20000	620000
Cyclohexane	5700	35000	20000	120000
2,2,4-Trimethylpentane	5700	1100000	27000	5300000
~~* Butane~~	~~23000~~	~~5800000 E~~	~~54000~~	~~14000000 E~~
~~* Isopentane~~	~~23000~~	~~6600000 E~~	~~68000~~	~~20000000 E~~

Client Sample ID: VMP-4-23.5-072312

Lab ID#: 1207566A-03A

Compound	Rpt. Limit (ppbv)	Amount (ppbv)	Rpt. Limit (ug/m3)	Amount (ug/m3)
Hexane	940	430000	3300	1500000

Summary of Detected Compounds
EPA METHOD TO-15 GC/MS

Client Sample ID: VMP-4-23.5-072312

Lab ID#: 1207566A-03A

Cyclohexane	940	160000	3200	540000
2,2,4-Trimethylpentane	940	330000	4400	1500000
Benzene	940	18000	3000	56000
Heptane	940	410000	3800	1700000
Toluene	940	110000	3500	420000
Ethyl Benzene	940	26000	4100	110000
m,p-Xylene	940	48000	4100	210000
o-Xylene	940	14000	4100	60000
Propylbenzene	940	1200	4600	6000
4-Ethyltoluene	940	3100	4600	15000
1,3,5-Trimethylbenzene	940	990	4600	4900
Butane	3800	320000	8900	770000
Isopentane	3800	650000	11000	1900000

Client Sample ID: VMP-4-39-072312

Lab ID#: 1207566A-04A

Compound	Rpt. Limit (ppbv)	Amount (ppbv)		Rpt. Limit (ug/m3)	Amount (ug/m3)	
Hexane	1500	760000	J	5300	2700000	J
Cyclohexane	1500	400000		5200	1400000	
2,2,4-Trimethylpentane	1500	750000		7000	3500000	
Benzene	1500	16000		4800	50000	
Heptane	1500	930000		6200	3800000	
Toluene	1500	160000		5700	590000	
Ethyl Benzene	1500	40000		6600	170000	
m,p-Xylene	1500	72000		6600	310000	
o-Xylene	1500	19000		6600	83000	
Propylbenzene	1500	1700		7400	8300	
4-Ethyltoluene	1500	3700		7400	18000	
Butane	6000	740000		14000	1800000	
Isopentane	6000	1000000		18000	3000000	

Client Sample ID: VMP-11-38-072312

Lab ID#: 1207566A-05A

eurofins | Air Toxics

Summary of Detected Compounds
EPA METHOD TO-15 GC/MS

Client Sample ID: VMP-11-38-072312

Lab ID#: 1207566A-05A

Compound	Rpt. Limit (ppbv)	Amount (ppbv)	Rpt. Limit (ug/m3)	Amount (ug/m3)
Benzene	110	53000	350	170000
Isopentane	430	160 J	1300	480 J

Client Sample ID: VMP-13-29.5-071912

Lab ID#: 1207566A-06A

Compound	Rpt. Limit (ppbv)	Amount (ppbv)	Rpt. Limit (ug/m3)	Amount (ug/m3)
Benzene	1600	810000	5100	2600000
Butane	6400	12000	15000	30000
Isopentane	6400	17000	19000	50000

Client Sample ID: VMP-14-11.5-072512

Lab ID#: 1207566A-07A

Compound	Rpt. Limit (ppbv)	Amount (ppbv)	Rpt. Limit (ug/m3)	Amount (ug/m3)
Hexane	320	2800	1100	9800
Cyclohexane	320	530	1100	1800
2,2,4-Trimethylpentane	320	1800	1500	8300
Butane	1300	200000	3000	460000
Isopentane	1300	280000	3800	830000

Client Sample ID: VMP-14-20-072512 *Use these results only. All other data was reported from the 305x dilution analysis.

Lab ID#: 1207566A-08A

DF = 1520

Compound	Rpt. Limit (ppbv)	Amount (ppbv)	Rpt. Limit (ug/m3)	Amount (ug/m3)
Hexane	7600	120000	27000	440000
Cyclohexane	7600	50000	26000	170000
2,2,4-Trimethylpentane	7600	40000	36000	190000
* Benzene	7600	4100000	24000	13000000
Butane	30000	950000	72000	2200000
* Isopentane	30000	1600000	90000	4700000

eurofins

Air Toxics

Summary of Detected Compounds
EPA METHOD TO-15 GC/MS

Client Sample ID: VMP-14-20-072512 * Do not use this data. Use all other data

Lab ID#: 1207566A-08B

DF = 305

Compound	Rpt. Limit (ppbv)	Amount (ppbv)	Rpt. Limit (ug/m3)	Amount (ug/m3)
Hexane	1500	130000	5400	480000
Cyclohexane	1500	53000	5200	180000
2,2,4-Trimethylpentane	1500	41000	7100	190000
~~Benzene~~ *	~~1500~~	~~3900000 E~~	~~4900~~	~~13000000 E~~
Heptane	1500	15000	6200	61000
Butane	6100	940000	14000	2200000
~~Isopentane~~ *	~~6100~~	~~1700000 E~~	~~18000~~	~~5000000 E~~

Client Sample ID: VMP-14-29-072512

Lab ID#: 1207566A-09A

Compound	Rpt. Limit (ppbv)	Amount (ppbv)	Rpt. Limit (ug/m3)	Amount (ug/m3)
Hexane	12000	180000	41000	620000
Cyclohexane	12000	61000	40000	210000
2,2,4-Trimethylpentane	12000	56000	55000	260000
Benzene	12000	6700000	38000	21000000
Heptane	12000	24000	48000	100000
Butane	47000	1200000	110000	2900000
Isopentane	47000	1800000	140000	5400000

Client Sample ID: VMP-32-30-072012

Lab ID#: 1207566A-10A

Compound	Rpt. Limit (ppbv)	Amount (ppbv)	Rpt. Limit (ug/m3)	Amount (ug/m3)
Hexane	960	130000	3400	470000
Tetrahydrofuran	960	1100	2800	3200
Cyclohexane	960	57000	3300	200000
2,2,4-Trimethylpentane	960	100000	4500	470000
Benzene	960	4800	3100	16000
Heptane	960	56000	4000	230000
Toluene	960	3300	3600	12000
Butane	3900	210000	9200	500000
Isopentane	3900	500000	11000	1500000

eurofins

Air Toxics

Summary of Detected Compounds
EPA METHOD TO-15 GC/MS

Client Sample ID: VMP-32-30-072012

Lab ID#: 1207566A-10A

Client Sample ID: VMP-45-30-071912

Lab ID#: 1207566A-12A

Compound	Rpt. Limit (ppbv)	Amount (ppbv)	Rpt. Limit (ug/m3)	Amount (ug/m3)
Cyclohexane	9.6	21	33	72
2,2,4-Trimethylpentane	9.6	1900	45	9100
4-Methyl-2-pentanone	9.6	29	39	120
Toluene	9.6	23	36	86
Cumene	9.6	10	47	50
Butane	38	34 J	91	80 J
Isopentane	38	46	110	130

eurofins | Air Toxics

Client Sample ID: VMP-1-23.5-071612

Lab ID#: 1207566A-01A

EPA METHOD TO-15 GC/MS

File Name:	**14072918**	**Date of Collection:**	**7/16/12 11:52:00 AM**
Dil. Factor:	**1210**	**Date of Analysis:**	**7/29/12 03:52 PM**

Compound	Rpt. Limit (ppbv)	Amount (ppbv)	Rpt. Limit (ug/m3)	Amount (ug/m3)
Freon 12	6000	Not Detected	30000	Not Detected
Freon 114	6000	Not Detected	42000	Not Detected
Chloromethane	24000	Not Detected	50000	Not Detected
Vinyl Chloride	6000	Not Detected	15000	Not Detected
1,3-Butadiene	6000	Not Detected	13000	Not Detected
Bromomethane	6000	Not Detected	23000	Not Detected
Chloroethane	24000	Not Detected	64000	Not Detected
Freon 11	6000	Not Detected	34000	Not Detected
Ethanol	24000	Not Detected	45000	Not Detected
Freon 113	6000	Not Detected	46000	Not Detected
1,1-Dichloroethene	6000	Not Detected	24000	Not Detected
Acetone	24000	Not Detected	57000	Not Detected
2-Propanol	24000	Not Detected	59000	Not Detected
Carbon Disulfide	6000	Not Detected	19000	Not Detected
3-Chloropropene	24000	Not Detected	75000	Not Detected
Methylene Chloride	6000	Not Detected	21000	Not Detected
Methyl tert-butyl ether	6000	Not Detected	22000	Not Detected
trans-1,2-Dichloroethene	6000	Not Detected	24000	Not Detected
Hexane	6000	51000	21000	180000
1,1-Dichloroethane	6000	Not Detected	24000	Not Detected
2-Butanone (Methyl Ethyl Ketone)	24000	Not Detected	71000	Not Detected
cis-1,2-Dichloroethene	6000	Not Detected	24000	Not Detected
Tetrahydrofuran	6000	Not Detected	18000	Not Detected
Chloroform	6000	Not Detected	29000	Not Detected
1,1,1-Trichloroethane	6000	Not Detected	33000	Not Detected
Cyclohexane	6000	11000	21000	37000
Carbon Tetrachloride	6000	Not Detected	38000	Not Detected
2,2,4-Trimethylpentane	6000	52000	28000	240000
Benzene	6000	Not Detected	19000	Not Detected
1,2-Dichloroethane	6000	Not Detected	24000	Not Detected
Heptane	6000	Not Detected	25000	Not Detected
Trichloroethene	6000	Not Detected	32000	Not Detected
1,2-Dichloropropane	6000	Not Detected	28000	Not Detected
1,4-Dioxane	24000	Not Detected	87000	Not Detected
Bromodichloromethane	6000	Not Detected	40000	Not Detected
cis-1,3-Dichloropropene	6000	Not Detected	27000	Not Detected
4-Methyl-2-pentanone	6000	Not Detected	25000	Not Detected
Toluene	6000	Not Detected	23000	Not Detected
trans-1,3-Dichloropropene	6000	Not Detected	27000	Not Detected
1,1,2-Trichloroethane	6000	Not Detected	33000	Not Detected
Tetrachloroethene	6000	Not Detected	41000	Not Detected
2-Hexanone	24000	Not Detected	99000	Not Detected

eurofins

Air Toxics

Client Sample ID: VMP-1-23.5-071612

Lab ID#: 1207566A-01A

EPA METHOD TO-15 GC/MS

File Name:	**14072918**	**Date of Collection: 7/16/12 11:52:00 AM**	
Dil. Factor:	**1210**	**Date of Analysis: 7/29/12 03:52 PM**	

Compound	Rpt. Limit (ppbv)	Amount (ppbv)	Rpt. Limit (ug/m3)	Amount (ug/m3)
Dibromochloromethane	6000	Not Detected	51000	Not Detected
1,2-Dibromoethane (EDB)	6000	Not Detected	46000	Not Detected
Chlorobenzene	6000	Not Detected	28000	Not Detected
Ethyl Benzene	6000	Not Detected	26000	Not Detected
m,p-Xylene	6000	Not Detected	26000	Not Detected
o-Xylene	6000	Not Detected	26000	Not Detected
Styrene	6000	Not Detected	26000	Not Detected
Bromoform	6000	Not Detected	62000	Not Detected
Cumene	6000	Not Detected	30000	Not Detected
1,1,2,2-Tetrachloroethane	6000	Not Detected	41000	Not Detected
Propylbenzene	6000	Not Detected	30000	Not Detected
4-Ethyltoluene	6000	Not Detected	30000	Not Detected
1,3,5-Trimethylbenzene	6000	Not Detected	30000	Not Detected
1,2,4-Trimethylbenzene	6000	Not Detected	30000	Not Detected
1,3-Dichlorobenzene	6000	Not Detected	36000	Not Detected
1,4-Dichlorobenzene	6000	Not Detected	36000	Not Detected
alpha-Chlorotoluene	6000	Not Detected	31000	Not Detected
1,2-Dichlorobenzene	6000	Not Detected	36000	Not Detected
1,2,4-Trichlorobenzene	24000	Not Detected	180000	Not Detected
Hexachlorobutadiene	24000	Not Detected	260000	Not Detected
Butane	24000	4600000	57000	11000000
Isopentane	24000	2200000	71000	6500000

Container Type: 1 Liter Summa Canister

Surrogates	%Recovery	Method Limits
1,2-Dichloroethane-d4	110	70-130
Toluene-d8	102	70-130
4-Bromofluorobenzene	94	70-130

eurofins

Air Toxics *Use these results only. All other data was reported from the 1140x dilution analysis.

Client Sample ID: VMP-3-31.5-072312

Lab ID#: 1207566A-02A

EPA METHOD TO-15 GC/MS

File Name:	**14072920**	**Date of Collection:**	**7/23/12 10:00:00 AM**
Dil. Factor:	**2290**	**Date of Analysis:**	**7/29/12 05:08 PM**

Compound	Rpt. Limit (ppbv)	Amount (ppbv)	Rpt. Limit (ug/m3)	Amount (ug/m3)
Freon 12	11000	Not Detected	56000	Not Detected
Freon 114	11000	Not Detected	80000	Not Detected
Chloromethane	46000	Not Detected	94000	Not Detected
Vinyl Chloride	11000	Not Detected	29000	Not Detected
1,3-Butadiene	11000	Not Detected	25000	Not Detected
Bromomethane	11000	Not Detected	44000	Not Detected
Chloroethane	46000	Not Detected	120000	Not Detected
Freon 11	11000	Not Detected	64000	Not Detected
Ethanol	46000	Not Detected	86000	Not Detected
Freon 113	11000	Not Detected	88000	Not Detected
1,1-Dichloroethene	11000	Not Detected	45000	Not Detected
Acetone	46000	Not Detected	110000	Not Detected
2-Propanol	46000	Not Detected	110000	Not Detected
Carbon Disulfide	11000	Not Detected	36000	Not Detected
3-Chloropropene	46000	Not Detected	140000	Not Detected
Methylene Chloride	11000	Not Detected	40000	Not Detected
Methyl tert-butyl ether	11000	Not Detected	41000	Not Detected
trans-1,2-Dichloroethene	11000	Not Detected	45000	Not Detected
Hexane	11000	160000	40000	570000
1,1-Dichloroethane	11000	Not Detected	46000	Not Detected
2-Butanone (Methyl Ethyl Ketone)	46000	Not Detected	130000	Not Detected
cis-1,2-Dichloroethene	11000	Not Detected	45000	Not Detected
Tetrahydrofuran	11000	Not Detected	34000	Not Detected
Chloroform	11000	Not Detected	56000	Not Detected
1,1,1-Trichloroethane	11000	Not Detected	62000	Not Detected
Cyclohexane	11000	32000	39000	110000
Carbon Tetrachloride	11000	Not Detected	72000	Not Detected
2,2,4-Trimethylpentane	11000	1000000	53000	4900000
Benzene	11000	20000	36000	65000
1,2-Dichloroethane	11000	Not Detected	46000	Not Detected
Heptane	11000	Not Detected	47000	Not Detected
Trichloroethene	11000	Not Detected	61000	Not Detected
1,2-Dichloropropane	11000	Not Detected	53000	Not Detected
1,4-Dioxane	46000	Not Detected	160000	Not Detected
Bromodichloromethane	11000	Not Detected	77000	Not Detected
cis-1,3-Dichloropropene	11000	Not Detected	52000	Not Detected
4-Methyl-2-pentanone	11000	Not Detected	47000	Not Detected
Toluene	11000	Not Detected	43000	Not Detected
trans-1,3-Dichloropropene	11000	Not Detected	52000	Not Detected
1,1,2-Trichloroethane	11000	Not Detected	62000	Not Detected
Tetrachloroethene	11000	Not Detected	78000	Not Detected
2-Hexanone	46000	Not Detected	190000	Not Detected

eurofins

Air Toxics

Client Sample ID: VMP-3-31.5-072312

Lab ID#: 1207566A-02A

EPA METHOD TO-15 GC/MS

File Name:	**14072920**	**Date of Collection: 7/23/12 10:00:00 AM**	
Dil. Factor:	**2290**	**Date of Analysis: 7/29/12 05:08 PM**	

Compound	Rpt. Limit (ppbv)	Amount (ppbv)	Rpt. Limit (ug/m3)	Amount (ug/m3)
Dibromochloromethane	11000	Not Detected	97000	Not Detected
1,2-Dibromoethane (EDB)	11000	Not Detected	88000	Not Detected
Chlorobenzene	11000	Not Detected	53000	Not Detected
Ethyl Benzene	11000	Not Detected	50000	Not Detected
m,p-Xylene	11000	Not Detected	50000	Not Detected
o-Xylene	11000	Not Detected	50000	Not Detected
Styrene	11000	Not Detected	49000	Not Detected
Bromoform	11000	Not Detected	120000	Not Detected
Cumene	11000	Not Detected	56000	Not Detected
1,1,2,2-Tetrachloroethane	11000	Not Detected	78000	Not Detected
Propylbenzene	11000	Not Detected	56000	Not Detected
4-Ethyltoluene	11000	Not Detected	56000	Not Detected
1,3,5-Trimethylbenzene	11000	Not Detected	56000	Not Detected
1,2,4-Trimethylbenzene	11000	Not Detected	56000	Not Detected
1,3-Dichlorobenzene	11000	Not Detected	69000	Not Detected
1,4-Dichlorobenzene	11000	Not Detected	69000	Not Detected
alpha-Chlorotoluene	11000	Not Detected	59000	Not Detected
1,2-Dichlorobenzene	11000	Not Detected	69000	Not Detected
1,2,4-Trichlorobenzene	46000	Not Detected	340000	Not Detected
Hexachlorobutadiene	46000	Not Detected	490000	Not Detected
Butane	46000	6000000	110000	14000000
Isopentane	46000	6300000	130000	18000000

Container Type: 1 Liter Summa Canister

Surrogates	%Recovery	Method Limits
1,2-Dichloroethane-d4	113	70-130
Toluene-d8	103	70-130
4-Bromofluorobenzene	94	70-130

eurofins | Air Toxics * Do not use this data. Use all other data.

Client Sample ID: VMP-3-31.5-072312

Lab ID#: 1207566A-02B

EPA METHOD TO-15 GC/MS

File Name:	**14072919**	**Date of Collection: 7/23/12 10:00:00 AM**	
Dil. Factor:	**1140**	**Date of Analysis: 7/29/12 04:12 PM**	

Compound	Rpt. Limit (ppbv)	Amount (ppbv)	Rpt. Limit (ug/m3)	Amount (ug/m3)
Freon 12	5700	Not Detected	28000	Not Detected
Freon 114	5700	Not Detected	40000	Not Detected
Chloromethane	23000	Not Detected	47000	Not Detected
Vinyl Chloride	5700	Not Detected	15000	Not Detected
1,3-Butadiene	5700	Not Detected	13000	Not Detected
Bromomethane	5700	Not Detected	22000	Not Detected
Chloroethane	23000	Not Detected	60000	Not Detected
Freon 11	5700	Not Detected	32000	Not Detected
Ethanol	23000	Not Detected	43000	Not Detected
Freon 113	5700	Not Detected	44000	Not Detected
1,1-Dichloroethene	5700	Not Detected	23000	Not Detected
Acetone	23000	Not Detected	54000	Not Detected
2-Propanol	23000	Not Detected	56000	Not Detected
Carbon Disulfide	5700	Not Detected	18000	Not Detected
3-Chloropropene	23000	Not Detected	72000	Not Detected
Methylene Chloride	5700	Not Detected	20000	Not Detected
Methyl tert-butyl ether	5700	Not Detected	21000	Not Detected
trans-1,2-Dichloroethene	5700	Not Detected	23000	Not Detected
Hexane	5700	180000	20000	620000
1,1-Dichloroethane	5700	Not Detected	23000	Not Detected
2-Butanone (Methyl Ethyl Ketone)	23000	Not Detected	67000	Not Detected
cis-1,2-Dichloroethene	5700	Not Detected	23000	Not Detected
Tetrahydrofuran	5700	Not Detected	17000	Not Detected
Chloroform	5700	Not Detected	28000	Not Detected
1,1,1-Trichloroethane	5700	Not Detected	31000	Not Detected
Cyclohexane	5700	35000	20000	120000
Carbon Tetrachloride	5700	Not Detected	36000	Not Detected
2,2,4-Trimethylpentane	5700	1100000	27000	5300000
Benzene	5700	Not Detected	18000	Not Detected
1,2-Dichloroethane	5700	Not Detected	23000	Not Detected
Heptane	5700	Not Detected	23000	Not Detected
Trichloroethene	5700	Not Detected	31000	Not Detected
1,2-Dichloropropane	5700	Not Detected	26000	Not Detected
1,4-Dioxane	23000	Not Detected	82000	Not Detected
Bromodichloromethane	5700	Not Detected	38000	Not Detected
cis-1,3-Dichloropropene	5700	Not Detected	26000	Not Detected
4-Methyl-2-pentanone	5700	Not Detected	23000	Not Detected
Toluene	5700	Not Detected	22000	Not Detected
trans-1,3-Dichloropropene	5700	Not Detected	26000	Not Detected
1,1,2-Trichloroethane	5700	Not Detected	31000	Not Detected
Tetrachloroethene	5700	Not Detected	39000	Not Detected
2-Hexanone	23000	Not Detected	94000	Not Detected

eurofins

Air Toxics

Client Sample ID: VMP-3-31.5-072312

Lab ID#: 1207566A-02B

EPA METHOD TO-15 GC/MS

File Name:	**14072919**	**Date of Collection: 7/23/12 10:00:00 AM**	
Dil. Factor:	**1140**	**Date of Analysis: 7/29/12 04:12 PM**	

Compound	Rpt. Limit (ppbv)	Amount (ppbv)	Rpt. Limit (ug/m3)	Amount (ug/m3)
Dibromochloromethane	5700	Not Detected	49000	Not Detected
1,2-Dibromoethane (EDB)	5700	Not Detected	44000	Not Detected
Chlorobenzene	5700	Not Detected	26000	Not Detected
Ethyl Benzene	5700	Not Detected	25000	Not Detected
m,p-Xylene	5700	Not Detected	25000	Not Detected
o-Xylene	5700	Not Detected	25000	Not Detected
Styrene	5700	Not Detected	24000	Not Detected
Bromoform	5700	Not Detected	59000	Not Detected
Cumene	5700	Not Detected	28000	Not Detected
1,1,2,2-Tetrachloroethane	5700	Not Detected	39000	Not Detected
Propylbenzene	5700	Not Detected	28000	Not Detected
4-Ethyltoluene	5700	Not Detected	28000	Not Detected
1,3,5-Trimethylbenzene	5700	Not Detected	28000	Not Detected
1,2,4-Trimethylbenzene	5700	Not Detected	28000	Not Detected
1,3-Dichlorobenzene	5700	Not Detected	34000	Not Detected
1,4-Dichlorobenzene	5700	Not Detected	34000	Not Detected
alpha-Chlorotoluene	5700	Not Detected	30000	Not Detected
1,2-Dichlorobenzene	5700	Not Detected	34000	Not Detected
1,2,4-Trichlorobenzene	23000	Not Detected	170000	Not Detected
Hexachlorobutadiene	23000	Not Detected	240000	Not Detected
~~Butane~~	~~23000~~	~~5800000 E~~	~~54000~~	~~14000000 E~~
~~Isopentane~~	~~23000~~	~~6600000 E~~	~~68000~~	~~20000000 E~~

E = Exceeds instrument calibration range.

Container Type: 1 Liter Summa Canister

Surrogates	%Recovery	Method Limits
1,2-Dichloroethane-d4	116	70-130
Toluene-d8	104	70-130
4-Bromofluorobenzene	94	70-130

eurofins

Air Toxics

Client Sample ID: VMP-4-23.5-072312

Lab ID#: 1207566A-03A

EPA METHOD TO-15 GC/MS

File Name:	14072916	Date of Collection:	7/23/12 11:21:00 AM
Dil. Factor:	188	Date of Analysis:	7/29/12 03:00 PM

Compound	Rpt. Limit (ppbv)	Amount (ppbv)	Rpt. Limit (ug/m3)	Amount (ug/m3)
Freon 12	940	Not Detected	4600	Not Detected
Freon 114	940	Not Detected	6600	Not Detected
Chloromethane	3800	Not Detected	7800	Not Detected
Vinyl Chloride	940	Not Detected	2400	Not Detected
1,3-Butadiene	940	Not Detected	2100	Not Detected
Bromomethane	940	Not Detected	3600	Not Detected
Chloroethane	3800	Not Detected	9900	Not Detected
Freon 11	940	Not Detected	5300	Not Detected
Ethanol	3800	Not Detected	7100	Not Detected
Freon 113	940	Not Detected	7200	Not Detected
1,1-Dichloroethene	940	Not Detected	3700	Not Detected
Acetone	3800	Not Detected	8900	Not Detected
2-Propanol	3800	Not Detected	9200	Not Detected
Carbon Disulfide	940	Not Detected	2900	Not Detected
3-Chloropropene	3800	Not Detected	12000	Not Detected
Methylene Chloride	940	Not Detected	3300	Not Detected
Methyl tert-butyl ether	940	Not Detected	3400	Not Detected
trans-1,2-Dichloroethene	940	Not Detected	3700	Not Detected
Hexane	940	430000	3300	1500000
1,1-Dichloroethane	940	Not Detected	3800	Not Detected
2-Butanone (Methyl Ethyl Ketone)	3800	Not Detected	11000	Not Detected
cis-1,2-Dichloroethene	940	Not Detected	3700	Not Detected
Tetrahydrofuran	940	Not Detected	2800	Not Detected
Chloroform	940	Not Detected	4600	Not Detected
1,1,1-Trichloroethane	940	Not Detected	5100	Not Detected
Cyclohexane	940	160000	3200	540000
Carbon Tetrachloride	940	Not Detected	5900	Not Detected
2,2,4-Trimethylpentane	940	330000	4400	1500000
Benzene	940	18000	3000	56000
1,2-Dichloroethane	940	Not Detected	3800	Not Detected
Heptane	940	410000	3800	1700000
Trichloroethene	940	Not Detected	5000	Not Detected
1,2-Dichloropropane	940	Not Detected	4300	Not Detected
1,4-Dioxane	3800	Not Detected	14000	Not Detected
Bromodichloromethane	940	Not Detected	6300	Not Detected
cis-1,3-Dichloropropene	940	Not Detected	4300	Not Detected
4-Methyl-2-pentanone	940	Not Detected	3800	Not Detected
Toluene	940	110000	3500	420000
trans-1,3-Dichloropropene	940	Not Detected	4300	Not Detected
1,1,2-Trichloroethane	940	Not Detected	5100	Not Detected
Tetrachloroethene	940	Not Detected	6400	Not Detected
2-Hexanone	3800	Not Detected	15000	Not Detected

eurofins

Air Toxics

Client Sample ID: VMP-4-23.5-072312

Lab ID#: 1207566A-03A

EPA METHOD TO-15 GC/MS

File Name:	**14072916**	**Date of Collection:**	**7/23/12 11:21:00 AM**
Dil. Factor:	**188**	**Date of Analysis:**	**7/29/12 03:00 PM**

Compound	Rpt. Limit (ppbv)	Amount (ppbv)	Rpt. Limit (ug/m3)	Amount (ug/m3)
Dibromochloromethane	940	Not Detected	8000	Not Detected
1,2-Dibromoethane (EDB)	940	Not Detected	7200	Not Detected
Chlorobenzene	940	Not Detected	4300	Not Detected
Ethyl Benzene	940	26000	4100	110000
m,p-Xylene	940	48000	4100	210000
o-Xylene	940	14000	4100	60000
Styrene	940	Not Detected	4000	Not Detected
Bromoform	940	Not Detected	9700	Not Detected
Cumene	940	Not Detected	4600	Not Detected
1,1,2,2-Tetrachloroethane	940	Not Detected	6400	Not Detected
Propylbenzene	940	1200	4600	6000
4-Ethyltoluene	940	3100	4600	15000
1,3,5-Trimethylbenzene	940	990	4600	4900
1,2,4-Trimethylbenzene	940	Not Detected	4600	Not Detected
1,3-Dichlorobenzene	940	Not Detected	5600	Not Detected
1,4-Dichlorobenzene	940	Not Detected	5600	Not Detected
alpha-Chlorotoluene	940	Not Detected	4900	Not Detected
1,2-Dichlorobenzene	940	Not Detected	5600	Not Detected
1,2,4-Trichlorobenzene	3800	Not Detected	28000	Not Detected
Hexachlorobutadiene	3800	Not Detected	40000	Not Detected
Butane	3800	320000	8900	770000
Isopentane	3800	650000	11000	1900000

Container Type: 1 Liter Summa Canister

Surrogates	%Recovery	Method Limits
1,2-Dichloroethane-d4	123	70-130
Toluene-d8	105	70-130
4-Bromofluorobenzene	94	70-130

eurofins | Air Toxics

Client Sample ID: VMP-4-39-072312

Lab ID#: 1207566A-04A

EPA METHOD TO-15 GC/MS

File Name:	**14072921**	**Date of Collection:**	**7/23/12 10:29:00 AM**
Dil. Factor:	**302**	**Date of Analysis:**	**7/29/12 05:39 PM**

Compound	Rpt. Limit (ppbv)	Amount (ppbv)	Rpt. Limit (ug/m3)	Amount (ug/m3)
Freon 12	1500	Not Detected	7500	Not Detected
Freon 114	1500	Not Detected	10000	Not Detected
Chloromethane	6000	Not Detected	12000	Not Detected
Vinyl Chloride	1500	Not Detected	3800	Not Detected
1,3-Butadiene	1500	Not Detected	3300	Not Detected
Bromomethane	1500	Not Detected	5900	Not Detected
Chloroethane	6000	Not Detected	16000	Not Detected
Freon 11	1500	Not Detected	8500	Not Detected
Ethanol	6000	Not Detected	11000	Not Detected
Freon 113	1500	Not Detected	12000	Not Detected
1,1-Dichloroethene	1500	Not Detected	6000	Not Detected
Acetone	6000	Not Detected	14000	Not Detected
2-Propanol	6000	Not Detected	15000	Not Detected
Carbon Disulfide	1500	Not Detected	4700	Not Detected
3-Chloropropene	6000	Not Detected	19000	Not Detected
Methylene Chloride	1500	Not Detected	5200	Not Detected
Methyl tert-butyl ether	1500	Not Detected	5400	Not Detected
trans-1,2-Dichloroethene	1500	Not Detected	6000	Not Detected
Hexane	1500	760000 J	5300	2700000 J
1,1-Dichloroethane	1500	Not Detected	6100	Not Detected
2-Butanone (Methyl Ethyl Ketone)	6000	Not Detected	18000	Not Detected
cis-1,2-Dichloroethene	1500	Not Detected	6000	Not Detected
Tetrahydrofuran	1500	Not Detected	4400	Not Detected
Chloroform	1500	Not Detected	7400	Not Detected
1,1,1-Trichloroethane	1500	Not Detected	8200	Not Detected
Cyclohexane	1500	400000 J	5200	1400000 J
Carbon Tetrachloride	1500	Not Detected	9500	Not Detected
2,2,4-Trimethylpentane	1500	750000 J	7000	3500000 J
Benzene	1500	16000 J	4800	50000 J
1,2-Dichloroethane	1500	Not Detected	6100	Not Detected
Heptane	1500	930000 J	6200	3800000 J
Trichloroethene	1500	Not Detected	8100	Not Detected
1,2-Dichloropropane	1500	Not Detected	7000	Not Detected
1,4-Dioxane	6000	Not Detected	22000	Not Detected
Bromodichloromethane	1500	Not Detected	10000	Not Detected
cis-1,3-Dichloropropene	1500	Not Detected	6800	Not Detected
4-Methyl-2-pentanone	1500	Not Detected	6200	Not Detected
Toluene	1500	160000 J	5700	590000 J
trans-1,3-Dichloropropene	1500	Not Detected	6800	Not Detected
1,1,2-Trichloroethane	1500	Not Detected	8200	Not Detected
Tetrachloroethene	1500	Not Detected	10000	Not Detected
2-Hexanone	6000	Not Detected	25000	Not Detected

eurofins

Air Toxics

Client Sample ID: VMP-4-39-072312

Lab ID#: 1207566A-04A

EPA METHOD TO-15 GC/MS

File Name:	**14072921**	**Date of Collection:**	**7/23/12 10:29:00 AM**
Dil. Factor:	**302**	**Date of Analysis:**	**7/29/12 05:39 PM**

Compound	Rpt. Limit (ppbv)	Amount (ppbv)	Rpt. Limit (ug/m3)	Amount (ug/m3)
Dibromochloromethane	1500	Not Detected	13000	Not Detected
1,2-Dibromoethane (EDB)	1500	Not Detected	12000	Not Detected
Chlorobenzene	1500	Not Detected	7000	Not Detected
Ethyl Benzene	1500	40000 J	6600	170000 J
m,p-Xylene	1500	72000 J	6600	310000 J
o-Xylene	1500	19000 J	6600	83000 J
Styrene	1500	Not Detected	6400	Not Detected
Bromoform	1500	Not Detected	16000	Not Detected
Cumene	1500	Not Detected	7400	Not Detected
1,1,2,2-Tetrachloroethane	1500	Not Detected	10000	Not Detected
Propylbenzene	1500	1700 J	7400	8300 J
4-Ethyltoluene	1500	3700 J	7400	18000 J
1,3,5-Trimethylbenzene	1500	Not Detected	7400	Not Detected
1,2,4-Trimethylbenzene	1500	Not Detected	7400	Not Detected
1,3-Dichlorobenzene	1500	Not Detected	9100	Not Detected
1,4-Dichlorobenzene	1500	Not Detected	9100	Not Detected
alpha-Chlorotoluene	1500	Not Detected	7800	Not Detected
1,2-Dichlorobenzene	1500	Not Detected	9100	Not Detected
1,2,4-Trichlorobenzene	6000	Not Detected	45000	Not Detected
Hexachlorobutadiene	6000	Not Detected	64000	Not Detected
Butane	6000	740000 J	14000	1800000 J
Isopentane	6000	1000000 J	18000	3000000 J

Q = Exceeds Quality Control limits.

Container Type: 1 Liter Summa Canister

Surrogates	%Recovery	Method Limits
1,2-Dichloroethane-d4	133 Q	70-130
Toluene-d8	104	70-130
4-Bromofluorobenzene	100	70-130

eurofins

Air Toxics

Client Sample ID: VMP-11-38-072312

Lab ID#: 1207566A-05A

EPA METHOD TO-15 GC/MS

File Name:	**14072912**	**Date of Collection: 7/23/12 3:12:00 PM**	
Dil. Factor:	**21.7**	**Date of Analysis: 7/29/12 12:28 PM**	

Compound	Rpt. Limit (ppbv)	Amount (ppbv)	Rpt. Limit (ug/m3)	Amount (ug/m3)
Freon 12	110	Not Detected	540	Not Detected
Freon 114	110	Not Detected	760	Not Detected
Chloromethane	430	Not Detected	900	Not Detected
Vinyl Chloride	110	Not Detected	280	Not Detected
1,3-Butadiene	110	Not Detected	240	Not Detected
Bromomethane	110	Not Detected	420	Not Detected
Chloroethane	430	Not Detected	1100	Not Detected
Freon 11	110	Not Detected	610	Not Detected
Ethanol	430	Not Detected	820	Not Detected
Freon 113	110	Not Detected	830	Not Detected
1,1-Dichloroethene	110	Not Detected	430	Not Detected
Acetone	430	Not Detected	1000	Not Detected
2-Propanol	430	Not Detected	1100	Not Detected
Carbon Disulfide	110	Not Detected	340	Not Detected
3-Chloropropene	430	Not Detected	1400	Not Detected
Methylene Chloride	110	Not Detected	380	Not Detected
Methyl tert-butyl ether	110	Not Detected	390	Not Detected
trans-1,2-Dichloroethene	110	Not Detected	430	Not Detected
Hexane	110	Not Detected	380	Not Detected
1,1-Dichloroethane	110	Not Detected	440	Not Detected
2-Butanone (Methyl Ethyl Ketone)	430	Not Detected	1300	Not Detected
cis-1,2-Dichloroethene	110	Not Detected	430	Not Detected
Tetrahydrofuran	110	Not Detected	320	Not Detected
Chloroform	110	Not Detected	530	Not Detected
1,1,1-Trichloroethane	110	Not Detected	590	Not Detected
Cyclohexane	110	Not Detected	370	Not Detected
Carbon Tetrachloride	110	Not Detected	680	Not Detected
2,2,4-Trimethylpentane	110	Not Detected	510	Not Detected
Benzene	110	53000	350	170000
1,2-Dichloroethane	110	Not Detected	440	Not Detected
Heptane	110	Not Detected	440	Not Detected
Trichloroethene	110	Not Detected	580	Not Detected
1,2-Dichloropropane	110	Not Detected	500	Not Detected
1,4-Dioxane	430	Not Detected	1600	Not Detected
Bromodichloromethane	110	Not Detected	730	Not Detected
cis-1,3-Dichloropropene	110	Not Detected	490	Not Detected
4-Methyl-2-pentanone	110	Not Detected	440	Not Detected
Toluene	110	Not Detected	410	Not Detected
trans-1,3-Dichloropropene	110	Not Detected	490	Not Detected
1,1,2-Trichloroethane	110	Not Detected	590	Not Detected
Tetrachloroethene	110	Not Detected	740	Not Detected
2-Hexanone	430	Not Detected	1800	Not Detected

eurofins | Air Toxics

Client Sample ID: VMP-11-38-072312

Lab ID#: 1207566A-05A

EPA METHOD TO-15 GC/MS

File Name:	14072912	Date of Collection:	7/23/12 3:12:00 PM
Dil. Factor:	21.7	Date of Analysis:	7/29/12 12:28 PM

Compound	Rpt. Limit (ppbv)	Amount (ppbv)	Rpt. Limit (ug/m3)	Amount (ug/m3)
Dibromochloromethane	110	Not Detected	920	Not Detected
1,2-Dibromoethane (EDB)	110	Not Detected	830	Not Detected
Chlorobenzene	110	Not Detected	500	Not Detected
Ethyl Benzene	110	Not Detected	470	Not Detected
m,p-Xylene	110	Not Detected	470	Not Detected
o-Xylene	110	Not Detected	470	Not Detected
Styrene	110	Not Detected	460	Not Detected
Bromoform	110	Not Detected	1100	Not Detected
Cumene	110	Not Detected	530	Not Detected
1,1,2,2-Tetrachloroethane	110	Not Detected	740	Not Detected
Propylbenzene	110	Not Detected	530	Not Detected
4-Ethyltoluene	110	Not Detected	530	Not Detected
1,3,5-Trimethylbenzene	110	Not Detected	530	Not Detected
1,2,4-Trimethylbenzene	110	Not Detected	530	Not Detected
1,3-Dichlorobenzene	110	Not Detected	650	Not Detected
1,4-Dichlorobenzene	110	Not Detected	650	Not Detected
alpha-Chlorotoluene	110	Not Detected	560	Not Detected
1,2-Dichlorobenzene	110	Not Detected	650	Not Detected
1,2,4-Trichlorobenzene	430	Not Detected	3200	Not Detected
Hexachlorobutadiene	430	Not Detected	4600	Not Detected
Butane	430	Not Detected	1000	Not Detected
Isopentane	430	160 J	1300	480 J

J = Estimated value.

Container Type: 1 Liter Summa Canister

Surrogates	%Recovery	Method Limits
1,2-Dichloroethane-d4	113	70-130
Toluene-d8	101	70-130
4-Bromofluorobenzene	92	70-130

eurofins

Air Toxics

Client Sample ID: VMP-13-29.5-071912

Lab ID#: 1207566A-06A

EPA METHOD TO-15 GC/MS

File Name:	**14072926**	**Date of Collection: 7/19/12 4:43:00 PM**	
Dil. Factor:	**322**	**Date of Analysis: 7/29/12 07:52 PM**	

Compound	Rpt. Limit (ppbv)	Amount (ppbv)	Rpt. Limit (ug/m3)	Amount (ug/m3)
Freon 12	1600	Not Detected	8000	Not Detected
Freon 114	1600	Not Detected	11000	Not Detected
Chloromethane	6400	Not Detected	13000	Not Detected
Vinyl Chloride	1600	Not Detected	4100	Not Detected
1,3-Butadiene	1600	Not Detected	3600	Not Detected
Bromomethane	1600	Not Detected	6200	Not Detected
Chloroethane	6400	Not Detected	17000	Not Detected
Freon 11	1600	Not Detected	9000	Not Detected
Ethanol	6400	Not Detected	12000	Not Detected
Freon 113	1600	Not Detected	12000	Not Detected
1,1-Dichloroethene	1600	Not Detected	6400	Not Detected
Acetone	6400	Not Detected	15000	Not Detected
2-Propanol	6400	Not Detected	16000	Not Detected
Carbon Disulfide	1600	Not Detected	5000	Not Detected
3-Chloropropene	6400	Not Detected	20000	Not Detected
Methylene Chloride	1600	Not Detected	5600	Not Detected
Methyl tert-butyl ether	1600	Not Detected	5800	Not Detected
trans-1,2-Dichloroethene	1600	Not Detected	6400	Not Detected
Hexane	1600	Not Detected	5700	Not Detected
1,1-Dichloroethane	1600	Not Detected	6500	Not Detected
2-Butanone (Methyl Ethyl Ketone)	6400	Not Detected	19000	Not Detected
cis-1,2-Dichloroethene	1600	Not Detected	6400	Not Detected
Tetrahydrofuran	1600	Not Detected	4700	Not Detected
Chloroform	1600	Not Detected	7900	Not Detected
1,1,1-Trichloroethane	1600	Not Detected	8800	Not Detected
Cyclohexane	1600	Not Detected	5500	Not Detected
Carbon Tetrachloride	1600	Not Detected	10000	Not Detected
2,2,4-Trimethylpentane	1600	Not Detected	7500	Not Detected
Benzene	1600	810000	5100	2600000
1,2-Dichloroethane	1600	Not Detected	6500	Not Detected
Heptane	1600	Not Detected	6600	Not Detected
Trichloroethene	1600	Not Detected	8600	Not Detected
1,2-Dichloropropane	1600	Not Detected	7400	Not Detected
1,4-Dioxane	6400	Not Detected	23000	Not Detected
Bromodichloromethane	1600	Not Detected	11000	Not Detected
cis-1,3-Dichloropropene	1600	Not Detected	7300	Not Detected
4-Methyl-2-pentanone	1600	Not Detected	6600	Not Detected
Toluene	1600	Not Detected	6100	Not Detected
trans-1,3-Dichloropropene	1600	Not Detected	7300	Not Detected
1,1,2-Trichloroethane	1600	Not Detected	8800	Not Detected
Tetrachloroethene	1600	Not Detected	11000	Not Detected
2-Hexanone	6400	Not Detected	26000	Not Detected

eurofins | Air Toxics

Client Sample ID: VMP-13-29.5-071912

Lab ID#: 1207566A-06A

EPA METHOD TO-15 GC/MS

File Name:	**14072926**	**Date of Collection: 7/19/12 4:43:00 PM**	
Dil. Factor:	**322**	**Date of Analysis: 7/29/12 07:52 PM**	

Compound	Rpt. Limit (ppbv)	Amount (ppbv)	Rpt. Limit (ug/m3)	Amount (ug/m3)
Dibromochloromethane	1600	Not Detected	14000	Not Detected
1,2-Dibromoethane (EDB)	1600	Not Detected	12000	Not Detected
Chlorobenzene	1600	Not Detected	7400	Not Detected
Ethyl Benzene	1600	Not Detected	7000	Not Detected
m,p-Xylene	1600	Not Detected	7000	Not Detected
o-Xylene	1600	Not Detected	7000	Not Detected
Styrene	1600	Not Detected	6800	Not Detected
Bromoform	1600	Not Detected	17000	Not Detected
Cumene	1600	Not Detected	7900	Not Detected
1,1,2,2-Tetrachloroethane	1600	Not Detected	11000	Not Detected
Propylbenzene	1600	Not Detected	7900	Not Detected
4-Ethyltoluene	1600	Not Detected	7900	Not Detected
1,3,5-Trimethylbenzene	1600	Not Detected	7900	Not Detected
1,2,4-Trimethylbenzene	1600	Not Detected	7900	Not Detected
1,3-Dichlorobenzene	1600	Not Detected	9700	Not Detected
1,4-Dichlorobenzene	1600	Not Detected	9700	Not Detected
alpha-Chlorotoluene	1600	Not Detected	8300	Not Detected
1,2-Dichlorobenzene	1600	Not Detected	9700	Not Detected
1,2,4-Trichlorobenzene	6400	Not Detected	48000	Not Detected
Hexachlorobutadiene	6400	Not Detected	69000	Not Detected
Butane	6400	12000	15000	30000
Isopentane	6400	17000	19000	50000

Container Type: 1 Liter Summa Canister

Surrogates	%Recovery	Method Limits
1,2-Dichloroethane-d4	112	70-130
Toluene-d8	101	70-130
4-Bromofluorobenzene	97	70-130

eurofins | Air Toxics

Client Sample ID: VMP-14-11.5-072512

Lab ID#: 1207566A-07A

EPA METHOD TO-15 GC/MS

File Name:	14072915	Date of Collection:	7/25/12 9:27:00 AM
Dil. Factor:	64.3	Date of Analysis:	7/29/12 02:02 PM

Compound	Rpt. Limit (ppbv)	Amount (ppbv)	Rpt. Limit (ug/m3)	Amount (ug/m3)
Freon 12	320	Not Detected	1600	Not Detected
Freon 114	320	Not Detected	2200	Not Detected
Chloromethane	1300	Not Detected	2600	Not Detected
Vinyl Chloride	320	Not Detected	820	Not Detected
1,3-Butadiene	320	Not Detected	710	Not Detected
Bromomethane	320	Not Detected	1200	Not Detected
Chloroethane	1300	Not Detected	3400	Not Detected
Freon 11	320	Not Detected	1800	Not Detected
Ethanol	1300	Not Detected	2400	Not Detected
Freon 113	320	Not Detected	2500	Not Detected
1,1-Dichloroethene	320	Not Detected	1300	Not Detected
Acetone	1300	Not Detected	3000	Not Detected
2-Propanol	1300	Not Detected	3200	Not Detected
Carbon Disulfide	320	Not Detected	1000	Not Detected
3-Chloropropene	1300	Not Detected	4000	Not Detected
Methylene Chloride	320	Not Detected	1100	Not Detected
Methyl tert-butyl ether	320	Not Detected	1200	Not Detected
trans-1,2-Dichloroethene	320	Not Detected	1300	Not Detected
Hexane	320	2800	1100	9800
1,1-Dichloroethane	320	Not Detected	1300	Not Detected
2-Butanone (Methyl Ethyl Ketone)	1300	Not Detected	3800	Not Detected
cis-1,2-Dichloroethene	320	Not Detected	1300	Not Detected
Tetrahydrofuran	320	Not Detected	950	Not Detected
Chloroform	320	Not Detected	1600	Not Detected
1,1,1-Trichloroethane	320	Not Detected	1800	Not Detected
Cyclohexane	320	530	1100	1800
Carbon Tetrachloride	320	Not Detected	2000	Not Detected
2,2,4-Trimethylpentane	320	1800	1500	8300
Benzene	320	Not Detected	1000	Not Detected
1,2-Dichloroethane	320	Not Detected	1300	Not Detected
Heptane	320	Not Detected	1300	Not Detected
Trichloroethene	320	Not Detected	1700	Not Detected
1,2-Dichloropropane	320	Not Detected	1500	Not Detected
1,4-Dioxane	1300	Not Detected	4600	Not Detected
Bromodichloromethane	320	Not Detected	2200	Not Detected
cis-1,3-Dichloropropene	320	Not Detected	1400	Not Detected
4-Methyl-2-pentanone	320	Not Detected	1300	Not Detected
Toluene	320	Not Detected	1200	Not Detected
trans-1,3-Dichloropropene	320	Not Detected	1400	Not Detected
1,1,2-Trichloroethane	320	Not Detected	1800	Not Detected
Tetrachloroethene	320	Not Detected	2200	Not Detected
2-Hexanone	1300	Not Detected	5300	Not Detected

eurofins | Air Toxics

Client Sample ID: VMP-14-11.5-072512

Lab ID#: 1207566A-07A

EPA METHOD TO-15 GC/MS

File Name:	**14072915**	**Date of Collection:**	**7/25/12 9:27:00 AM**
Dil. Factor:	**64.3**	**Date of Analysis:**	**7/29/12 02:02 PM**

Compound	Rpt. Limit (ppbv)	Amount (ppbv)	Rpt. Limit (ug/m3)	Amount (ug/m3)
Dibromochloromethane	320	Not Detected	2700	Not Detected
1,2-Dibromoethane (EDB)	320	Not Detected	2500	Not Detected
Chlorobenzene	320	Not Detected	1500	Not Detected
Ethyl Benzene	320	Not Detected	1400	Not Detected
m,p-Xylene	320	Not Detected	1400	Not Detected
o-Xylene	320	Not Detected	1400	Not Detected
Styrene	320	Not Detected	1400	Not Detected
Bromoform	320	Not Detected	3300	Not Detected
Cumene	320	Not Detected	1600	Not Detected
1,1,2,2-Tetrachloroethane	320	Not Detected	2200	Not Detected
Propylbenzene	320	Not Detected	1600	Not Detected
4-Ethyltoluene	320	Not Detected	1600	Not Detected
1,3,5-Trimethylbenzene	320	Not Detected	1600	Not Detected
1,2,4-Trimethylbenzene	320	Not Detected	1600	Not Detected
1,3-Dichlorobenzene	320	Not Detected	1900	Not Detected
1,4-Dichlorobenzene	320	Not Detected	1900	Not Detected
alpha-Chlorotoluene	320	Not Detected	1700	Not Detected
1,2-Dichlorobenzene	320	Not Detected	1900	Not Detected
1,2,4-Trichlorobenzene	1300	Not Detected	9500	Not Detected
Hexachlorobutadiene	1300	Not Detected	14000	Not Detected
Butane	1300	200000	3000	460000
Isopentane	1300	280000	3800	830000

Container Type: 1 Liter Summa Canister

Surrogates	%Recovery	Method Limits
1,2-Dichloroethane-d4	113	70-130
Toluene-d8	102	70-130
4-Bromofluorobenzene	92	70-130

eurofins

Air Toxics *Use these results only. All other data was reported from the 305x dilution analysis.

Client Sample ID: VMP-14-20-072512

Lab ID#: 1207566A-08A

EPA METHOD TO-15 GC/MS

File Name:	**14072925**	**Date of Collection:**	**7/25/12 10:15:00 AM**
Dil. Factor:	**1520**	**Date of Analysis:**	**7/29/12 07:16 PM**

Compound	Rpt. Limit (ppbv)	Amount (ppbv)	Rpt. Limit (ug/m3)	Amount (ug/m3)
Freon 12	7600	Not Detected	38000	Not Detected
Freon 114	7600	Not Detected	53000	Not Detected
Chloromethane	30000	Not Detected	63000	Not Detected
Vinyl Chloride	7600	Not Detected	19000	Not Detected
1,3-Butadiene	7600	Not Detected	17000	Not Detected
Bromomethane	7600	Not Detected	30000	Not Detected
Chloroethane	30000	Not Detected	80000	Not Detected
Freon 11	7600	Not Detected	43000	Not Detected
Ethanol	30000	Not Detected	57000	Not Detected
Freon 113	7600	Not Detected	58000	Not Detected
1,1-Dichloroethene	7600	Not Detected	30000	Not Detected
Acetone	30000	Not Detected	72000	Not Detected
2-Propanol	30000	Not Detected	75000	Not Detected
Carbon Disulfide	7600	Not Detected	24000	Not Detected
3-Chloropropene	30000	Not Detected	95000	Not Detected
Methylene Chloride	7600	Not Detected	26000	Not Detected
Methyl tert-butyl ether	7600	Not Detected	27000	Not Detected
trans-1,2-Dichloroethene	7600	Not Detected	30000	Not Detected
Hexane	7600	120000	27000	440000
1,1-Dichloroethane	7600	Not Detected	31000	Not Detected
2-Butanone (Methyl Ethyl Ketone)	30000	Not Detected	90000	Not Detected
cis-1,2-Dichloroethene	7600	Not Detected	30000	Not Detected
Tetrahydrofuran	7600	Not Detected	22000	Not Detected
Chloroform	7600	Not Detected	37000	Not Detected
1,1,1-Trichloroethane	7600	Not Detected	42000	Not Detected
Cyclohexane	7600	50000	26000	170000
Carbon Tetrachloride	7600	Not Detected	48000	Not Detected
2,2,4-Trimethylpentane	7600	40000	36000	190000
* Benzene	7600	4100000	24000	13000000
1,2-Dichloroethane	7600	Not Detected	31000	Not Detected
Heptane	7600	Not Detected	31000	Not Detected
Trichloroethene	7600	Not Detected	41000	Not Detected
1,2-Dichloropropane	7600	Not Detected	35000	Not Detected
1,4-Dioxane	30000	Not Detected	110000	Not Detected
Bromodichloromethane	7600	Not Detected	51000	Not Detected
cis-1,3-Dichloropropene	7600	Not Detected	35000	Not Detected
4-Methyl-2-pentanone	7600	Not Detected	31000	Not Detected
Toluene	7600	Not Detected	29000	Not Detected
trans-1,3-Dichloropropene	7600	Not Detected	35000	Not Detected
1,1,2-Trichloroethane	7600	Not Detected	42000	Not Detected
Tetrachloroethene	7600	Not Detected	52000	Not Detected
2-Hexanone	30000	Not Detected	120000	Not Detected

eurofins | Air Toxics

Client Sample ID: VMP-14-20-072512

Lab ID#: 1207566A-08A

EPA METHOD TO-15 GC/MS

File Name:	**14072925**	**Date of Collection:**	**7/25/12 10:15:00 AM**
Dil. Factor:	**1520**	**Date of Analysis:**	**7/29/12 07:16 PM**

Compound	Rpt. Limit (ppbv)	Amount (ppbv)	Rpt. Limit (ug/m3)	Amount (ug/m3)
Dibromochloromethane	7600	Not Detected	65000	Not Detected
1,2-Dibromoethane (EDB)	7600	Not Detected	58000	Not Detected
Chlorobenzene	7600	Not Detected	35000	Not Detected
Ethyl Benzene	7600	Not Detected	33000	Not Detected
m,p-Xylene	7600	Not Detected	33000	Not Detected
o-Xylene	7600	Not Detected	33000	Not Detected
Styrene	7600	Not Detected	32000	Not Detected
Bromoform	7600	Not Detected	79000	Not Detected
Cumene	7600	Not Detected	37000	Not Detected
1,1,2,2-Tetrachloroethane	7600	Not Detected	52000	Not Detected
Propylbenzene	7600	Not Detected	37000	Not Detected
4-Ethyltoluene	7600	Not Detected	37000	Not Detected
1,3,5-Trimethylbenzene	7600	Not Detected	37000	Not Detected
1,2,4-Trimethylbenzene	7600	Not Detected	37000	Not Detected
1,3-Dichlorobenzene	7600	Not Detected	46000	Not Detected
1,4-Dichlorobenzene	7600	Not Detected	46000	Not Detected
alpha-Chlorotoluene	7600	Not Detected	39000	Not Detected
1,2-Dichlorobenzene	7600	Not Detected	46000	Not Detected
1,2,4-Trichlorobenzene	30000	Not Detected	230000	Not Detected
Hexachlorobutadiene	30000	Not Detected	320000	Not Detected
Butane	30000	950000	72000	2200000
Isopentane	30000	1600000	90000	4700000

Container Type: 1 Liter Summa Canister

Surrogates	%Recovery	Method Limits
1,2-Dichloroethane-d4	113	70-130
Toluene-d8	102	70-130
4-Bromofluorobenzene	95	70-130

eurofins | Air Toxics * Do not use these results. Use all other data

Client Sample ID: VMP-14-20-072512

Lab ID#: 1207566A-08B

EPA METHOD TO-15 GC/MS

File Name:	**14072923**	**Date of Collection: 7/25/12 10:15:00 AM**	
Dil. Factor:	**305**	**Date of Analysis: 7/29/12 06:18 PM**	

Compound	Rpt. Limit (ppbv)	Amount (ppbv)	Rpt. Limit (ug/m3)	Amount (ug/m3)
Freon 12	1500	Not Detected	7500	Not Detected
Freon 114	1500	Not Detected	11000	Not Detected
Chloromethane	6100	Not Detected	12000	Not Detected
Vinyl Chloride	1500	Not Detected	3900	Not Detected
1,3-Butadiene	1500	Not Detected	3400	Not Detected
Bromomethane	1500	Not Detected	5900	Not Detected
Chloroethane	6100	Not Detected	16000	Not Detected
Freon 11	1500	Not Detected	8600	Not Detected
Ethanol	6100	Not Detected	11000	Not Detected
Freon 113	1500	Not Detected	12000	Not Detected
1,1-Dichloroethene	1500	Not Detected	6000	Not Detected
Acetone	6100	Not Detected	14000	Not Detected
2-Propanol	6100	Not Detected	15000	Not Detected
Carbon Disulfide	1500	Not Detected	4700	Not Detected
3-Chloropropene	6100	Not Detected	19000	Not Detected
Methylene Chloride	1500	Not Detected	5300	Not Detected
Methyl tert-butyl ether	1500	Not Detected	5500	Not Detected
trans-1,2-Dichloroethene	1500	Not Detected	6000	Not Detected
Hexane	1500	130000	5400	480000
1,1-Dichloroethane	1500	Not Detected	6200	Not Detected
2-Butanone (Methyl Ethyl Ketone)	6100	Not Detected	18000	Not Detected
cis-1,2-Dichloroethene	1500	Not Detected	6000	Not Detected
Tetrahydrofuran	1500	Not Detected	4500	Not Detected
Chloroform	1500	Not Detected	7400	Not Detected
1,1,1-Trichloroethane	1500	Not Detected	8300	Not Detected
Cyclohexane	1500	53000	5200	180000
Carbon Tetrachloride	1500	Not Detected	9600	Not Detected
2,2,4-Trimethylpentane	1500	41000	7100	190000
~~Benzene~~ *	~~1500~~	~~3900000 E~~	~~4900~~	~~13000000 E~~
1,2-Dichloroethane	1500	Not Detected	6200	Not Detected
Heptane	1500	15000	6200	61000
Trichloroethene	1500	Not Detected	8200	Not Detected
1,2-Dichloropropane	1500	Not Detected	7000	Not Detected
1,4-Dioxane	6100	Not Detected	22000	Not Detected
Bromodichloromethane	1500	Not Detected	10000	Not Detected
cis-1,3-Dichloropropene	1500	Not Detected	6900	Not Detected
4-Methyl-2-pentanone	1500	Not Detected	6200	Not Detected
Toluene	1500	Not Detected	5700	Not Detected
trans-1,3-Dichloropropene	1500	Not Detected	6900	Not Detected
1,1,2-Trichloroethane	1500	Not Detected	8300	Not Detected
Tetrachloroethene	1500	Not Detected	10000	Not Detected
2-Hexanone	6100	Not Detected	25000	Not Detected

eurofins | Air Toxics

Client Sample ID: VMP-14-20-072512

Lab ID#: I207566A-08B

EPA METHOD TO-15 GC/MS

File Name:	14072923	Date of Collection:	7/25/12 10:15:00 AM
Dil. Factor:	305	Date of Analysis:	7/29/12 06:18 PM

Compound	Rpt. Limit (ppbv)	Amount (ppbv)	Rpt. Limit (ug/m3)	Amount (ug/m3)
Dibromochloromethane	1500	Not Detected	13000	Not Detected
1,2-Dibromoethane (EDB)	1500	Not Detected	12000	Not Detected
Chlorobenzene	1500	Not Detected	7000	Not Detected
Ethyl Benzene	1500	Not Detected	6600	Not Detected
m,p-Xylene	1500	Not Detected	6600	Not Detected
o-Xylene	1500	Not Detected	6600	Not Detected
Styrene	1500	Not Detected	6500	Not Detected
Bromoform	1500	Not Detected	16000	Not Detected
Cumene	1500	Not Detected	7500	Not Detected
1,1,2,2-Tetrachloroethane	1500	Not Detected	10000	Not Detected
Propylbenzene	1500	Not Detected	7500	Not Detected
4-Ethyltoluene	1500	Not Detected	7500	Not Detected
1,3,5-Trimethylbenzene	1500	Not Detected	7500	Not Detected
1,2,4-Trimethylbenzene	1500	Not Detected	7500	Not Detected
1,3-Dichlorobenzene	1500	Not Detected	9200	Not Detected
1,4-Dichlorobenzene	1500	Not Detected	9200	Not Detected
alpha-Chlorotoluene	1500	Not Detected	7900	Not Detected
1,2-Dichlorobenzene	1500	Not Detected	9200	Not Detected
1,2,4-Trichlorobenzene	6100	Not Detected	45000	Not Detected
Hexachlorobutadiene	6100	Not Detected	65000	Not Detected
Butane	6100	940000	14000	2200000
~~Isopentane~~	~~6100~~	~~1700000 E~~	~~18000~~	~~5000000 E~~

E = Exceeds instrument calibration range.

Container Type: 1 Liter Summa Canister

Surrogates	%Recovery	Method Limits
1,2-Dichloroethane-d4	110	70-130
Toluene-d8	103	70-130
4-Bromofluorobenzene	94	70-130

eurofins | Air Toxics

Client Sample ID: VMP-14-29-072512

Lab ID#: 1207566A-09A

EPA METHOD TO-15 GC/MS

File Name:	**14072928**	**Date of Collection:**	**7/25/12 11:01:00 AM**
Dil. Factor:	**2350**	**Date of Analysis:**	**7/29/12 08:42 PM**

Compound	Rpt. Limit (ppbv)	Amount (ppbv)	Rpt. Limit (ug/m3)	Amount (ug/m3)
Freon 12	12000	Not Detected	58000	Not Detected
Freon 114	12000	Not Detected	82000	Not Detected
Chloromethane	47000	Not Detected	97000	Not Detected
Vinyl Chloride	12000	Not Detected	30000	Not Detected
1,3-Butadiene	12000	Not Detected	26000	Not Detected
Bromomethane	12000	Not Detected	46000	Not Detected
Chloroethane	47000	Not Detected	120000	Not Detected
Freon 11	12000	Not Detected	66000	Not Detected
Ethanol	47000	Not Detected	88000	Not Detected
Freon 113	12000	Not Detected	90000	Not Detected
1,1-Dichloroethene	12000	Not Detected	46000	Not Detected
Acetone	47000	Not Detected	110000	Not Detected
2-Propanol	47000	Not Detected	120000	Not Detected
Carbon Disulfide	12000	Not Detected	36000	Not Detected
3-Chloropropene	47000	Not Detected	150000	Not Detected
Methylene Chloride	12000	Not Detected	41000	Not Detected
Methyl tert-butyl ether	12000	Not Detected	42000	Not Detected
trans-1,2-Dichloroethene	12000	Not Detected	46000	Not Detected
Hexane	12000	180000	41000	620000
1,1-Dichloroethane	12000	Not Detected	48000	Not Detected
2-Butanone (Methyl Ethyl Ketone)	47000	Not Detected	140000	Not Detected
cis-1,2-Dichloroethene	12000	Not Detected	46000	Not Detected
Tetrahydrofuran	12000	Not Detected	35000	Not Detected
Chloroform	12000	Not Detected	57000	Not Detected
1,1,1-Trichloroethane	12000	Not Detected	64000	Not Detected
Cyclohexane	12000	61000	40000	210000
Carbon Tetrachloride	12000	Not Detected	74000	Not Detected
2,2,4-Trimethylpentane	12000	56000	55000	260000
Benzene	12000	6700000	38000	21000000
1,2-Dichloroethane	12000	Not Detected	48000	Not Detected
Heptane	12000	24000	48000	100000
Trichloroethene	12000	Not Detected	63000	Not Detected
1,2-Dichloropropane	12000	Not Detected	54000	Not Detected
1,4-Dioxane	47000	Not Detected	170000	Not Detected
Bromodichloromethane	12000	Not Detected	79000	Not Detected
cis-1,3-Dichloropropene	12000	Not Detected	53000	Not Detected
4-Methyl-2-pentanone	12000	Not Detected	48000	Not Detected
Toluene	12000	Not Detected	44000	Not Detected
trans-1,3-Dichloropropene	12000	Not Detected	53000	Not Detected
1,1,2-Trichloroethane	12000	Not Detected	64000	Not Detected
Tetrachloroethene	12000	Not Detected	80000	Not Detected
2-Hexanone	47000	Not Detected	190000	Not Detected

eurofins | Air Toxics

Client Sample ID: VMP-14-29-072512

Lab ID#: 1207566A-09A

EPA METHOD TO-15 GC/MS

File Name:	**14072928**	**Date of Collection: 7/25/12 11:01:00 AM**	
Dil. Factor:	**2350**	**Date of Analysis: 7/29/12 08:42 PM**	

Compound	Rpt. Limit (ppbv)	Amount (ppbv)	Rpt. Limit (ug/m3)	Amount (ug/m3)
Dibromochloromethane	12000	Not Detected	100000	Not Detected
1,2-Dibromoethane (EDB)	12000	Not Detected	90000	Not Detected
Chlorobenzene	12000	Not Detected	54000	Not Detected
Ethyl Benzene	12000	Not Detected	51000	Not Detected
m,p-Xylene	12000	Not Detected	51000	Not Detected
o-Xylene	12000	Not Detected	51000	Not Detected
Styrene	12000	Not Detected	50000	Not Detected
Bromoform	12000	Not Detected	120000	Not Detected
Cumene	12000	Not Detected	58000	Not Detected
1,1,2,2-Tetrachloroethane	12000	Not Detected	81000	Not Detected
Propylbenzene	12000	Not Detected	58000	Not Detected
4-Ethyltoluene	12000	Not Detected	58000	Not Detected
1,3,5-Trimethylbenzene	12000	Not Detected	58000	Not Detected
1,2,4-Trimethylbenzene	12000	Not Detected	58000	Not Detected
1,3-Dichlorobenzene	12000	Not Detected	71000	Not Detected
1,4-Dichlorobenzene	12000	Not Detected	71000	Not Detected
alpha-Chlorotoluene	12000	Not Detected	61000	Not Detected
1,2-Dichlorobenzene	12000	Not Detected	71000	Not Detected
1,2,4-Trichlorobenzene	47000	Not Detected	350000	Not Detected
Hexachlorobutadiene	47000	Not Detected	500000	Not Detected
Butane	47000	1200000	110000	2900000
Isopentane	47000	1800000	140000	5400000

Container Type: 1 Liter Summa Canister

Surrogates	%Recovery	Method Limits
1,2-Dichloroethane-d4	115	70-130
Toluene-d8	100	70-130
4-Bromofluorobenzene	96	70-130

eurofins

Air Toxics

Client Sample ID: VMP-32-30-072012

Lab ID#: 1207566A-10A

EPA METHOD TO-15 GC/MS

File Name:	14072929	Date of Collection:	7/20/12 12:38:00 PM
Dil. Factor:	193	Date of Analysis:	7/29/12 09:10 PM

Compound	Rpt. Limit (ppbv)	Amount (ppbv)	Rpt. Limit (ug/m3)	Amount (ug/m3)
Freon 12	960	Not Detected	4800	Not Detected
Freon 114	960	Not Detected	6700	Not Detected
Chloromethane	3900	Not Detected	8000	Not Detected
Vinyl Chloride	960	Not Detected	2500	Not Detected
1,3-Butadiene	960	Not Detected	2100	Not Detected
Bromomethane	960	Not Detected	3700	Not Detected
Chloroethane	3900	Not Detected	10000	Not Detected
Freon 11	960	Not Detected	5400	Not Detected
Ethanol	3900	Not Detected	7300	Not Detected
Freon 113	960	Not Detected	7400	Not Detected
1,1-Dichloroethene	960	Not Detected	3800	Not Detected
Acetone	3900	Not Detected	9200	Not Detected
2-Propanol	3900	Not Detected	9500	Not Detected
Carbon Disulfide	960	Not Detected	3000	Not Detected
3-Chloropropene	3900	Not Detected	12000	Not Detected
Methylene Chloride	960	Not Detected	3400	Not Detected
Methyl tert-butyl ether	960	Not Detected	3500	Not Detected
trans-1,2-Dichloroethene	960	Not Detected	3800	Not Detected
Hexane	960	130000	3400	470000
1,1-Dichloroethane	960	Not Detected	3900	Not Detected
2-Butanone (Methyl Ethyl Ketone)	3900	Not Detected	11000	Not Detected
cis-1,2-Dichloroethene	960	Not Detected	3800	Not Detected
Tetrahydrofuran	960	1100	2800	3200
Chloroform	960	Not Detected	4700	Not Detected
1,1,1-Trichloroethane	960	Not Detected	5300	Not Detected
Cyclohexane	960	57000	3300	200000
Carbon Tetrachloride	960	Not Detected	6100	Not Detected
2,2,4-Trimethylpentane	960	100000	4500	470000
Benzene	960	4800	3100	16000
1,2-Dichloroethane	960	Not Detected	3900	Not Detected
Heptane	960	56000	4000	230000
Trichloroethene	960	Not Detected	5200	Not Detected
1,2-Dichloropropane	960	Not Detected	4400	Not Detected
1,4-Dioxane	3900	Not Detected	14000	Not Detected
Bromodichloromethane	960	Not Detected	6500	Not Detected
cis-1,3-Dichloropropene	960	Not Detected	4400	Not Detected
4-Methyl-2-pentanone	960	Not Detected	4000	Not Detected
Toluene	960	3300	3600	12000
trans-1,3-Dichloropropene	960	Not Detected	4400	Not Detected
1,1,2-Trichloroethane	960	Not Detected	5300	Not Detected
Tetrachloroethene	960	Not Detected	6500	Not Detected
2-Hexanone	3900	Not Detected	16000	Not Detected

eurofins | Air Toxics

Client Sample ID: VMP-32-30-072012

Lab ID#: 1207566A-10A

EPA METHOD TO-15 GC/MS

File Name:	14072929	Date of Collection:	7/20/12 12:38:00 PM
Dil. Factor:	193	Date of Analysis:	7/29/12 09:10 PM

Compound	Rpt. Limit (ppbv)	Amount (ppbv)	Rpt. Limit (ug/m3)	Amount (ug/m3)
Dibromochloromethane	960	Not Detected	8200	Not Detected
1,2-Dibromoethane (EDB)	960	Not Detected	7400	Not Detected
Chlorobenzene	960	Not Detected	4400	Not Detected
Ethyl Benzene	960	Not Detected	4200	Not Detected
m,p-Xylene	960	Not Detected	4200	Not Detected
o-Xylene	960	Not Detected	4200	Not Detected
Styrene	960	Not Detected	4100	Not Detected
Bromoform	960	Not Detected	10000	Not Detected
Cumene	960	Not Detected	4700	Not Detected
1,1,2,2-Tetrachloroethane	960	Not Detected	6600	Not Detected
Propylbenzene	960	Not Detected	4700	Not Detected
4-Ethyltoluene	960	Not Detected	4700	Not Detected
1,3,5-Trimethylbenzene	960	Not Detected	4700	Not Detected
1,2,4-Trimethylbenzene	960	Not Detected	4700	Not Detected
1,3-Dichlorobenzene	960	Not Detected	5800	Not Detected
1,4-Dichlorobenzene	960	Not Detected	5800	Not Detected
alpha-Chlorotoluene	960	Not Detected	5000	Not Detected
1,2-Dichlorobenzene	960	Not Detected	5800	Not Detected
1,2,4-Trichlorobenzene	3900	Not Detected	29000	Not Detected
Hexachlorobutadiene	3900	Not Detected	41000	Not Detected
Butane	3900	210000	9200	500000
Isopentane	3900	500000	11000	1500000

Container Type: 1 Liter Summa Canister

Surrogates	%Recovery	Method Limits
1,2-Dichloroethane-d4	116	70-130
Toluene-d8	104	70-130
4-Bromofluorobenzene	94	70-130

eurofins | Air Toxics

Client Sample ID: VMP-45-30-071912

Lab ID#: 1207566A-12A

EPA METHOD TO-15 GC/MS

File Name:	14072911	**Date of Collection:**	7/19/12 1:02:00 PM
Dil. Factor:	1.91	**Date of Analysis:**	7/29/12 11:55 AM

Compound	Rpt. Limit (ppbv)	Amount (ppbv)	Rpt. Limit (ug/m3)	Amount (ug/m3)
Freon 12	9.6	Not Detected	47	Not Detected
Freon 114	9.6	Not Detected	67	Not Detected
Chloromethane	38	Not Detected	79	Not Detected
Vinyl Chloride	9.6	Not Detected	24	Not Detected
1,3-Butadiene	9.6	Not Detected	21	Not Detected
Bromomethane	9.6	Not Detected	37	Not Detected
Chloroethane	38	Not Detected	100	Not Detected
Freon 11	9.6	Not Detected	54	Not Detected
Ethanol	38	Not Detected	72	Not Detected
Freon 113	9.6	Not Detected	73	Not Detected
1,1-Dichloroethene	9.6	Not Detected	38	Not Detected
Acetone	38	Not Detected	91	Not Detected
2-Propanol	38	Not Detected	94	Not Detected
Carbon Disulfide	9.6	Not Detected	30	Not Detected
3-Chloropropene	38	Not Detected	120	Not Detected
Methylene Chloride	9.6	Not Detected	33	Not Detected
Methyl tert-butyl ether	9.6	Not Detected	34	Not Detected
trans-1,2-Dichloroethene	9.6	Not Detected	38	Not Detected
Hexane	9.6	Not Detected	34	Not Detected
1,1-Dichloroethane	9.6	Not Detected	39	Not Detected
2-Butanone (Methyl Ethyl Ketone)	38	Not Detected	110	Not Detected
cis-1,2-Dichloroethene	9.6	Not Detected	38	Not Detected
Tetrahydrofuran	9.6	Not Detected	28	Not Detected
Chloroform	9.6	Not Detected	47	Not Detected
1,1,1-Trichloroethane	9.6	Not Detected	52	Not Detected
Cyclohexane	9.6	21	33	72
Carbon Tetrachloride	9.6	Not Detected	60	Not Detected
2,2,4-Trimethylpentane	9.6	1900	45	9100
Benzene	9.6	Not Detected	30	Not Detected
1,2-Dichloroethane	9.6	Not Detected	39	Not Detected
Heptane	9.6	Not Detected	39	Not Detected
Trichloroethene	9.6	Not Detected	51	Not Detected
1,2-Dichloropropane	9.6	Not Detected	44	Not Detected
1,4-Dioxane	38	Not Detected	140	Not Detected
Bromodichloromethane	9.6	Not Detected	64	Not Detected
cis-1,3-Dichloropropene	9.6	Not Detected	43	Not Detected
4-Methyl-2-pentanone	9.6	29	39	120
Toluene	9.6	23	36	86
trans-1,3-Dichloropropene	9.6	Not Detected	43	Not Detected
1,1,2-Trichloroethane	9.6	Not Detected	52	Not Detected
Tetrachloroethene	9.6	Not Detected	65	Not Detected
2-Hexanone	38	Not Detected	160	Not Detected

eurofins | Air Toxics

Client Sample ID: VMP-45-30-071912

Lab ID#: 1207566A-12A

EPA METHOD TO-15 GC/MS

File Name:	**14072911**	**Date of Collection:**	**7/19/12 1:02:00 PM**
Dil. Factor:	**1.91**	**Date of Analysis:**	**7/29/12 11:55 AM**

Compound	Rpt. Limit (ppbv)	Amount (ppbv)	Rpt. Limit (ug/m3)	Amount (ug/m3)
Dibromochloromethane	9.6	Not Detected	81	Not Detected
1,2-Dibromoethane (EDB)	9.6	Not Detected	73	Not Detected
Chlorobenzene	9.6	Not Detected	44	Not Detected
Ethyl Benzene	9.6	Not Detected	41	Not Detected
m,p-Xylene	9.6	Not Detected	41	Not Detected
o-Xylene	9.6	Not Detected	41	Not Detected
Styrene	9.6	Not Detected	41	Not Detected
Bromoform	9.6	Not Detected	99	Not Detected
Cumene	9.6	10	47	50
1,1,2,2-Tetrachloroethane	9.6	Not Detected	66	Not Detected
Propylbenzene	9.6	Not Detected	47	Not Detected
4-Ethyltoluene	9.6	Not Detected	47	Not Detected
1,3,5-Trimethylbenzene	9.6	Not Detected	47	Not Detected
1,2,4-Trimethylbenzene	9.6	Not Detected	47	Not Detected
1,3-Dichlorobenzene	9.6	Not Detected	57	Not Detected
1,4-Dichlorobenzene	9.6	Not Detected	57	Not Detected
alpha-Chlorotoluene	9.6	Not Detected	49	Not Detected
1,2-Dichlorobenzene	9.6	Not Detected	57	Not Detected
1,2,4-Trichlorobenzene	38	Not Detected	280	Not Detected
Hexachlorobutadiene	38	Not Detected	410	Not Detected
Butane	38	34 J	91	80 J
Isopentane	38	46	110	130

J = Estimated value.

Container Type: 1 Liter Summa Canister

Surrogates	%Recovery	Method Limits
1,2-Dichloroethane-d4	118	70-130
Toluene-d8	105	70-130
4-Bromofluorobenzene	98	70-130

eurofins

Air Toxics

Client Sample ID: Lab Blank

Lab ID#: 1207566A-13A

EPA METHOD TO-15 GC/MS

File Name:	**14072906**	**Date of Collection: NA**	
Dil. Factor:	**1.00**	**Date of Analysis: 7/29/12 09:20 AM**	

Compound	Rpt. Limit (ppbv)	Amount (ppbv)	Rpt. Limit (ug/m3)	Amount (ug/m3)
Freon 12	5.0	Not Detected	25	Not Detected
Freon 114	5.0	Not Detected	35	Not Detected
Chloromethane	20	Not Detected	41	Not Detected
Vinyl Chloride	5.0	Not Detected	13	Not Detected
1,3-Butadiene	5.0	Not Detected	11	Not Detected
Bromomethane	5.0	Not Detected	19	Not Detected
Chloroethane	20	Not Detected	53	Not Detected
Freon 11	5.0	Not Detected	28	Not Detected
Ethanol	20	Not Detected	38	Not Detected
Freon 113	5.0	Not Detected	38	Not Detected
1,1-Dichloroethene	5.0	Not Detected	20	Not Detected
Acetone	20	Not Detected	48	Not Detected
2-Propanol	20	Not Detected	49	Not Detected
Carbon Disulfide	5.0	Not Detected	16	Not Detected
3-Chloropropene	20	Not Detected	63	Not Detected
Methylene Chloride	5.0	Not Detected	17	Not Detected
Methyl tert-butyl ether	5.0	Not Detected	18	Not Detected
trans-1,2-Dichloroethene	5.0	Not Detected	20	Not Detected
Hexane	5.0	Not Detected	18	Not Detected
1,1-Dichloroethane	5.0	Not Detected	20	Not Detected
2-Butanone (Methyl Ethyl Ketone)	20	Not Detected	59	Not Detected
cis-1,2-Dichloroethene	5.0	Not Detected	20	Not Detected
Tetrahydrofuran	5.0	Not Detected	15	Not Detected
Chloroform	5.0	Not Detected	24	Not Detected
1,1,1-Trichloroethane	5.0	Not Detected	27	Not Detected
Cyclohexane	5.0	Not Detected	17	Not Detected
Carbon Tetrachloride	5.0	Not Detected	31	Not Detected
2,2,4-Trimethylpentane	5.0	Not Detected	23	Not Detected
Benzene	5.0	Not Detected	16	Not Detected
1,2-Dichloroethane	5.0	Not Detected	20	Not Detected
Heptane	5.0	Not Detected	20	Not Detected
Trichloroethene	5.0	Not Detected	27	Not Detected
1,2-Dichloropropane	5.0	Not Detected	23	Not Detected
1,4-Dioxane	20	Not Detected	72	Not Detected
Bromodichloromethane	5.0	Not Detected	34	Not Detected
cis-1,3-Dichloropropene	5.0	Not Detected	23	Not Detected
4-Methyl-2-pentanone	5.0	Not Detected	20	Not Detected
Toluene	5.0	Not Detected	19	Not Detected
trans-1,3-Dichloropropene	5.0	Not Detected	23	Not Detected
1,1,2-Trichloroethane	5.0	Not Detected	27	Not Detected
Tetrachloroethene	5.0	Not Detected	34	Not Detected
2-Hexanone	20	Not Detected	82	Not Detected

eurofins

Air Toxics

Client Sample ID: Lab Blank

Lab ID#: 1207566A-13A

EPA METHOD TO-15 GC/MS

File Name:	14072906	**Date of Collection: NA**	
Dil. Factor:	1.00	**Date of Analysis: 7/29/12 09:20 AM**	

Compound	Rpt. Limit (ppbv)	Amount (ppbv)	Rpt. Limit (ug/m3)	Amount (ug/m3)
Dibromochloromethane	5.0	Not Detected	42	Not Detected
1,2-Dibromoethane (EDB)	5.0	Not Detected	38	Not Detected
Chlorobenzene	5.0	Not Detected	23	Not Detected
Ethyl Benzene	5.0	Not Detected	22	Not Detected
m,p-Xylene	5.0	Not Detected	22	Not Detected
o-Xylene	5.0	Not Detected	22	Not Detected
Styrene	5.0	Not Detected	21	Not Detected
Bromoform	5.0	Not Detected	52	Not Detected
Cumene	5.0	Not Detected	24	Not Detected
1,1,2,2-Tetrachloroethane	5.0	Not Detected	34	Not Detected
Propylbenzene	5.0	Not Detected	24	Not Detected
4-Ethyltoluene	5.0	Not Detected	24	Not Detected
1,3,5-Trimethylbenzene	5.0	Not Detected	24	Not Detected
1,2,4-Trimethylbenzene	5.0	Not Detected	24	Not Detected
1,3-Dichlorobenzene	5.0	Not Detected	30	Not Detected
1,4-Dichlorobenzene	5.0	Not Detected	30	Not Detected
alpha-Chlorotoluene	5.0	Not Detected	26	Not Detected
1,2-Dichlorobenzene	5.0	Not Detected	30	Not Detected
1,2,4-Trichlorobenzene	20	Not Detected	150	Not Detected
Hexachlorobutadiene	20	Not Detected	210	Not Detected
Butane	20	Not Detected	48	Not Detected
Isopentane	20	Not Detected	59	Not Detected

Container Type: NA - Not Applicable

Surrogates	%Recovery	Method Limits
1,2-Dichloroethane-d4	112	70-130
Toluene-d8	103	70-130
4-Bromofluorobenzene	93	70-130

eurofins | Air Toxics

Client Sample ID: CCV
Lab ID#: 1207566A-14A
EPA METHOD TO-15 GC/MS

File Name:	**14072902**	**Date of Collection: NA**	
Dil. Factor:	**1.00**	**Date of Analysis: 7/29/12 07:33 AM**	

Compound	%Recovery
Freon 12	111
Freon 114	108
Chloromethane	118
Vinyl Chloride	105
1,3-Butadiene	111
Bromomethane	98
Chloroethane	111
Freon 11	111
Ethanol	134 Q
Freon 113	104
1,1-Dichloroethene	110
Acetone	112
2-Propanol	119
Carbon Disulfide	97
3-Chloropropene	95
Methylene Chloride	116
Methyl tert-butyl ether	94
trans-1,2-Dichloroethene	100
Hexane	109
1,1-Dichloroethane	107
2-Butanone (Methyl Ethyl Ketone)	101
cis-1,2-Dichloroethene	107
Tetrahydrofuran	128
Chloroform	105
1,1,1-Trichloroethane	101
Cyclohexane	98
Carbon Tetrachloride	108
2,2,4-Trimethylpentane	110
Benzene	106
1,2-Dichloroethane	110
Heptane	101
Trichloroethene	105
1,2-Dichloropropane	108
1,4-Dioxane	100
Bromodichloromethane	108
cis-1,3-Dichloropropene	97
4-Methyl-2-pentanone	98
Toluene	102
trans-1,3-Dichloropropene	93
1,1,2-Trichloroethane	99
Tetrachloroethene	99
2-Hexanone	97

eurofins

Air Toxics

Client Sample ID: CCV

Lab ID#: 1207566A-14A

EPA METHOD TO-15 GC/MS

File Name:	**14072902**	**Date of Collection: NA**	
Dil. Factor:	**1.00**	**Date of Analysis: 7/29/12 07:33 AM**	

Compound	%Recovery
Dibromochloromethane	103
1,2-Dibromoethane (EDB)	98
Chlorobenzene	95
Ethyl Benzene	94
m,p-Xylene	95
o-Xylene	94
Styrene	95
Bromoform	107
Cumene	99
1,1,2,2-Tetrachloroethane	106
Propylbenzene	106
4-Ethyltoluene	96
1,3,5-Trimethylbenzene	116
1,2,4-Trimethylbenzene	101
1,3-Dichlorobenzene	108
1,4-Dichlorobenzene	97
alpha-Chlorotoluene	120
1,2-Dichlorobenzene	100
1,2,4-Trichlorobenzene	113
Hexachlorobutadiene	128
Butane	106
Isopentane	124

Q = Exceeds Quality Control limits.

Container Type: NA - Not Applicable

Surrogates	%Recovery	Method Limits
1,2-Dichloroethane-d4	110	70-130
Toluene-d8	106	70-130
4-Bromofluorobenzene	96	70-130

eurofins | Air Toxics

Client Sample ID: LCS
Lab ID#: 1207566A-15A
EPA METHOD TO-15 GC/MS

File Name:	**14072903**	**Date of Collection: NA**	
Dil. Factor:	**1.00**	**Date of Analysis: 7/29/12 07:58 AM**	

Compound	%Recovery
Freon 12	104
Freon 114	101
Chloromethane	117
Vinyl Chloride	103
1,3-Butadiene	103
Bromomethane	106
Chloroethane	102
Freon 11	105
Ethanol	118
Freon 113	97
1,1-Dichloroethene	111
Acetone	104
2-Propanol	109
Carbon Disulfide	113
3-Chloropropene	100
Methylene Chloride	108
Methyl tert-butyl ether	87
trans-1,2-Dichloroethene	105
Hexane	102
1,1-Dichloroethane	100
2-Butanone (Methyl Ethyl Ketone)	91
cis-1,2-Dichloroethene	100
Tetrahydrofuran	106
Chloroform	99
1,1,1-Trichloroethane	97
Cyclohexane	91
Carbon Tetrachloride	101
2,2,4-Trimethylpentane	103
Benzene	100
1,2-Dichloroethane	103
Heptane	94
Trichloroethene	97
1,2-Dichloropropane	100
1,4-Dioxane	88
Bromodichloromethane	101
cis-1,3-Dichloropropene	90
4-Methyl-2-pentanone	88
Toluene	94
trans-1,3-Dichloropropene	88
1,1,2-Trichloroethane	94
Tetrachloroethene	94
2-Hexanone	89

eurofins | Air Toxics

Client Sample ID: LCS
Lab ID#: 1207566A-15A
EPA METHOD TO-15 GC/MS

File Name:	**14072903**	**Date of Collection: NA**	
Dil. Factor:	**1.00**	**Date of Analysis: 7/29/12 07:58 AM**	

Compound	%Recovery
Dibromochloromethane	96
1,2-Dibromoethane (EDB)	93
Chlorobenzene	90
Ethyl Benzene	89
m,p-Xylene	93
o-Xylene	91
Styrene	92
Bromoform	100
Cumene	95
1,1,2,2-Tetrachloroethane	100
Propylbenzene	102
4-Ethyltoluene	88
1,3,5-Trimethylbenzene	109
1,2,4-Trimethylbenzene	92
1,3-Dichlorobenzene	102
1,4-Dichlorobenzene	90
alpha-Chlorotoluene	104
1,2-Dichlorobenzene	94
1,2,4-Trichlorobenzene	118
Hexachlorobutadiene	125
Butane	93
Isopentane	115

Container Type: NA - Not Applicable

Surrogates	%Recovery	Method Limits
1,2-Dichloroethane-d4	110	70-130
Toluene-d8	105	70-130
4-Bromofluorobenzene	96	70-130

eurofins | Air Toxics

Client Sample ID: LCSD
Lab ID#: 1207566A-15AA
EPA METHOD TO-15 GC/MS

File Name:	**14072904**	**Date of Collection: NA**
Dil. Factor:	**1.00**	**Date of Analysis: 7/29/12 08:29 AM**

Compound	%Recovery
Freon 12	104
Freon 114	101
Chloromethane	117
Vinyl Chloride	102
1,3-Butadiene	103
Bromomethane	106
Chloroethane	107
Freon 11	104
Ethanol	120
Freon 113	99
1,1-Dichloroethene	112
Acetone	104
2-Propanol	110
Carbon Disulfide	113
3-Chloropropene	97
Methylene Chloride	106
Methyl tert-butyl ether	87
trans-1,2-Dichloroethene	105
Hexane	101
1,1-Dichloroethane	99
2-Butanone (Methyl Ethyl Ketone)	91
cis-1,2-Dichloroethene	101
Tetrahydrofuran	106
Chloroform	100
1,1,1-Trichloroethane	97
Cyclohexane	91
Carbon Tetrachloride	102
2,2,4-Trimethylpentane	103
Benzene	99
1,2-Dichloroethane	101
Heptane	95
Trichloroethene	98
1,2-Dichloropropane	100
1,4-Dioxane	86
Bromodichloromethane	99
cis-1,3-Dichloropropene	89
4-Methyl-2-pentanone	88
Toluene	94
trans-1,3-Dichloropropene	85
1,1,2-Trichloroethane	91
Tetrachloroethene	91
2-Hexanone	86

eurofins | Air Toxics

Client Sample ID: LCSD
Lab ID#: 1207566A-15AA
EPA METHOD TO-15 GC/MS

File Name:	**14072904**	**Date of Collection: NA**	
Dil. Factor:	**1.00**	**Date of Analysis: 7/29/12 08:29 AM**	

Compound	%Recovery
Dibromochloromethane	93
1,2-Dibromoethane (EDB)	90
Chlorobenzene	91
Ethyl Benzene	90
m,p-Xylene	90
o-Xylene	88
Styrene	91
Bromoform	98
Cumene	94
1,1,2,2-Tetrachloroethane	100
Propylbenzene	101
4-Ethyltoluene	86
1,3,5-Trimethylbenzene	108
1,2,4-Trimethylbenzene	92
1,3-Dichlorobenzene	102
1,4-Dichlorobenzene	92
alpha-Chlorotoluene	105
1,2-Dichlorobenzene	96
1,2,4-Trichlorobenzene	125
Hexachlorobutadiene	134 Q
Butane	96
Isopentane	115

Q = Exceeds Quality Control limits.

Container Type: NA - Not Applicable

Surrogates	%Recovery	Method Limits
1,2-Dichloroethane-d4	108	70-130
Toluene-d8	104	70-130
4-Bromofluorobenzene	96	70-130

1207566

Shell Oil Products Chain Of Custody Record

URS

Air Toxics LTD.
Project Name: Roxana Soil Vapor
Project # 21562735.00013
Lab Vendor #

Please Check Appropriate Box:
☑ ENV. SERVICES ☐ MOTIVA RETAIL ☐ SHELL RETAIL
☐ MOTIVA SD&CM ☐ CONSULTANT ☐ LUBES
☐ SHELL PIPELINE ☐ OTHER

Print Bill To Contact Name: Robert Mooshegian
PO #

INCIDENT # (ENV SERVICES): 9 7 2 1 6 6 4 0
SAP #: 3 4 0 0 6 1

☐ CHECK IF NO INCIDENT # APPLIES
DATE: 07/25/12
PAGE 1 of 2

SAMPLING COMPANY: URS CORPORATION
LOG CODE:
ADDRESS: 1001 HIGHLANDS PLAZA DRIVE WEST - SUITE 300 ST LOUIS, MO 63110
Laboratory Address: Air Toxics LTD 180 Blue Ravine Road, Suite B, Folsom, CA 95630-4719
TELEPHONE:
FAX: 314-429-0462
Do To Contact E-MAIL: Robert.Mooshegian@urs.com

SITE ADDRESS: Street and City: 900 SOUTH CENTRAL AVE – ROXANA
State: IL
GLOBAL ID NO:
EDF DELIVERABLE TO (Name, Company, Office Location): Elizabeth Kunkel, URS, St. Louis
PHONE NO: 314-743-4179
E-MAIL: Elizabeth_Kunkel@URSCorp.com
CONSULTANT PROJECT NAME: Roxana Soil Vapor
M Curner, C Williams C Kretzer, M Mittermeyer, J Jackson, D Mattingly I Rathnow

TURNAROUND TIME (CALENDAR DAYS): ☑ STANDARD (14 DAY) ☐ 5 DAYS ☐ 3 DAYS ☐ 2 DAYS ☐ 24 HOURS ☐ RESULTS NEEDED ON WEEKEND

☐ LA RWQCB REPORT FORMAT ☑ UST AGENCY

DELIVERABLES: ☐ LEVEL 1 ☐ LEVEL 2 ☐ LEVEL 3 ☑ LEVEL 4 ☐ OTHER (SPECIFY)

☑ SHELL CONTRACT RATE APPLIES
☐ STATE REIMBURSEMENT RATE APPLIES
☐ EDD NOT NEEDED
☑ RECEIPT VERIFICATION REQUESTED

REQUESTED ANALYSIS

Turn Around Time: ☑ Normal ☐ Rush Specify

Lab Use Only
Pressurized by:
Date:
Pressurization Gas: N_2 He

LAB USE ONLY	Field Sample Identification	SAMPLING DATE	SAMPLING TIME	Canister Number	Canister Pressure/Vacuum Initial	Final	Receipt	Final (psi)	Modified TO-15 + Butane & Isopentane	ASTM D-1946 + Helium	ASTM D-1946
01A	VMP-1-23.5-071612	07/16/12	1115-1162	882	-30	-9			X	X	
02A	VMP-3-31.5-072312	07/23/12	0927-1000	37745	-29	-7			X	X	
03A	VMP-4-23.5-072312	07/23/12	1051-1121	36424	-27.5	-8			X	X	
04A	VMP-4-39-072312	07/23/12	0958-1029	36478	-29.5	-9			X	X	
05A	VMP-11-38-072312	07/23/12	1442-1512	31800	-30	-8.5			X	X	
06A	VMP-13-29.5-071912	07/19/12	1608-1643	12361	-29	-9			X	X	
07A	VMP-14-11.5-072512	07/25/12	0854-0927	37360	-29.5	-8.5			X	X	
08A	VMP-14-20-072512	07/25/12	0943-1015	37363	28	-7.5			X	X	
09A	VMP-14-29-072512	07/25/12	1030-1101	3029	29.5	7.5			X	X	
10A	VMP-32-30-072012	07/20/12	1207-1238	2074	30	-8.5			X	X	

ADDITIONAL NOTES:
- 14 day hold time
- Report results between MDL and RL
- Level IV ECVP

Relinquished by (Signature)	Received by (Signature)	Date	Time
[signature]	FEDEX	7/25/12	1700
	[signature] 7.26.12 1130		

05/27/09 Revision

Ed2A

CUSTODY SEAL INTACT?
Y N NO

1207560

Shell Oil Products Chain Of Custody Record

URS

Air Toxics LTD.
Project Name: Roxana Soil Vapor
Project # 21562735.00013
Lab Vendor #

Please Check Appropriate Box:
☑ ENV. SERVICES ☐ MOTIVA RETAIL ☐ SHELL RETAIL
☐ MOTIVA SD&CH ☐ CONSULTANT ☐ LUBES
☐ SHELL PIPELINE ☐ OTHER

Print Bill To Contact Name: Robert Mooshegian

INCIDENT # (ENV SERVICES): 9 7 2 1 6 6 4 0
☐ CHECK IF NO INCIDENT # APPLIES
DATE: 07/25/12
PAGE 2 of 2

PO #:
SAP #: 3 4 0 0 6 1

SAMPLING COMPANY: URS CORPORATION
LOG CODE:
SITE ADDRESS: Street and City: 900 SOUTH CENTRAL AVE – ROXANA
State: IL
GLOBAL ID NO.:
ADDRESS: 1001 HIGHLANDS PLAZA DRIVE WEST SUITE 300, ST. LOUIS, MO 63110
SUB DELIVERABLE TO (Name, Company, Office Location): Elizabeth Kunkel, URS, St. Louis
PHONE NO.: 314-743-4179
E-MAIL: Elizabeth_Kunkel@URSCorp.com
CONSULTANT PROJECT NAME: Roxana Soil Vapor
M. Currier, C Williams, C Kretzer, M. Mittermeyer J. Jackson, D. Mattingly, L. Rathnow.
ADDRESS: Air Toxics, LTD 180 Blue Ravine Road, Suite B, Folsom CA 95630-4719
TELEPHONE:
FAX: 314-429-0462
SAMPLER CONTACT E-MAIL: Robert.Mooshegian@urs.com

TURNAROUND TIME (CALENDAR DAYS)
☑ STANDARD (14 DAY) ☐ 5 DAYS ☐ 3 DAYS ☐ 2 DAYS ☐ 24 HOURS ☐ RESULTS NEEDED ON WEEKEND

☐ LA - RWQCB REPORT FORMAT ☑ UST AGENCY:

DELIVERABLES: ☐ LEVEL 1 ☐ LEVEL 2 ☐ LEVEL 3 ☑ LEVEL 4 ☐ OTHER (SPECIFY)

☑ SHELL CONTRACT RATE APPLIES
☐ STATE REIMBURSEMENT RATE APPLIES
☐ EDD NOT NEEDED
☑ RECEIPT VERIFICATION REQUESTED

REQUESTED ANALYSIS

LAB USE ONLY	Field Sample Identification	SAMPLING DATE	SAMPLING TIME	Canister Number	Canister Pressure/Vacuum Initial	Final	Receipt	Final (psi)	Modified TO-15 + Butane & Isopentane	ASTM D-1946 + Hellium	ASTM D-1946				
11	VMP-44-10-072012	07/20/12	1253-1328	37405	-29.5	-7.5			X	X					
12	VMP-45-30-071912	07/19/12	1224-1302	8005	29.6	-9			X	X					

Turn Around Time:
☑ Normal
☐ Rush
Specify

Lab Use Only
Pressurized by:
Date:
Pressurization Gas: N_2 He

ADDITIONAL NOTES:
- 14 day hold time
- Report results between MDL and RL
- Level IV ECVP

Relinquished by (Signature)	Received by (Signature)	Date	Time
	FEDEX	7/25/12	1700
Relinquished by (Signature)	Received by (Signature) 7/26/12 1130	Date	Time
Relinquished by (Signature)	Received by (Signature)	Date	Time

05/2/06 Revision

CUSTODY SEAL INTACT? Y N NO. 20
FedEx

eurofins | Air Toxics

8/15/2012
Ms. Elizabeth Kunkel
URS Corporation
1001 Highlands Plaza Dr. West
Suite 300
St. Louis MO 63110

Project Name: Roxana Soil Vapor
Project #: 21562735.00013
Workorder #: 1207566B

Dear Ms. Elizabeth Kunkel

The following report includes the data for the above referenced project for sample(s) received on 7/26/2012 at Air Toxics Ltd.

The data and associated QC analyzed by Modified ASTM D-1946 are compliant with the project requirements or laboratory criteria with the exception of the deviations noted in the attached case narrative.

Thank you for choosing Air Toxics Ltd. for your air analysis needs. Air Toxics Ltd. is committed to providing accurate data of the highest quality. Please feel free to contact the Project Manager: Kelly Buettner at 916-985-1000 if you have any questions regarding the data in this report.

Regards,

Kelly Buettner

Project Manager

eurofins | Air Toxics

WORK ORDER #: 1207566B

Work Order Summary

CLIENT:	Ms. Elizabeth Kunkel URS Corporation 1001 Highlands Plaza Dr. West Suite 300 St. Louis, MO 63110	**BILL TO:**	Accounts Payable Austin URS Corporation P.O. BOX 203970 Austin, TX 78720-1088
PHONE:	314-743-4179	**P.O. #**	21562735.00013
FAX:		**PROJECT #**	21562735.00013 Roxana Soil Vapor
DATE RECEIVED:	07/26/2012	**CONTACT:**	Kelly Buettner
DATE COMPLETED:	08/15/2012		

FRACTION #	NAME	TEST	RECEIPT VAC./PRES.	FINAL PRESSURE
01A	VMP-1-23.5-071612	Modified ASTM D-1946	9.2 "Hg	5 psi
02A	VMP-3-31.5-072312	Modified ASTM D-1946	8.0 "Hg	5 psi
03A	VMP-4-23.5-072312	Modified ASTM D-1946	8.6 "Hg	5 psi
04A	VMP-4-39-072312	Modified ASTM D-1946	9.2 "Hg	5 psi
05A	VMP-11-38-072312	Modified ASTM D-1946	9.4 "Hg	5 psi
06A	VMP-13-29.5-071912	Modified ASTM D-1946	9.2 "Hg	5 psi
07A	VMP-14-11.5-072512	Modified ASTM D-1946	9.2 "Hg	5 psi
08A	VMP-14-20-072512	Modified ASTM D-1946	8.0 "Hg	5 psi
09A	VMP-14-29-072512	Modified ASTM D-1946	8.6 "Hg	5 psi
10A	VMP-32-30-072012	Modified ASTM D-1946	9.2 "Hg	5 psi
12A	VMP-45-30-071912	Modified ASTM D-1946	9.0 "Hg	5 psi
13A	Lab Blank	Modified ASTM D-1946	NA	NA
13B	Lab Blank	Modified ASTM D-1946	NA	NA
14A	LCS	Modified ASTM D-1946	NA	NA
14AA	LCSD	Modified ASTM D-1946	NA	NA

CERTIFIED BY: Heidi Hayes DATE: 08/15/12

Technical Director

Certification numbers: AZ Licensure AZ0775, CA NELAP - 12282CA, NY NELAP - 11291, TX NELAP - T104704434-12-5, UT NELAP CA009332012-3, WA NELAP - C935
Name of Accrediting Agency: NELAP/ORELAP (Oregon Environmental Laboratory Accreditation Program)
Accreditation number: CA300005, Effective date: 10/18/2011, Expiration date: 10/17/2012.
Eurofins Air Toxics Ltd. certifies that the test results contained in this report meet all requirements of the NELAC standards

This report shall not be reproduced, except in full, without the written approval of Eurofins Air Toxics, Inc.

180 BLUE RAVINE ROAD, SUITE B FOLSOM, CA - 9563
(916) 985-1000 . (800) 985-5955 . FAX (916) 985-1020

LABORATORY NARRATIVE
Modified ASTM D-1946
URS Corporation
Workorder# 1207566B

Twelve 1 Liter Summa Canister samples were received on July 26, 2012. The laboratory performed analysis via Modified ASTM Method D-1946 for Methane and fixed gases in air using GC/FID or GC/TCD. The method involves direct injection of 1.0 mL of sample.

On the analytical column employed for this analysis, Oxygen coelutes with Argon. The corresponding peak is quantitated as Oxygen.

Since Nitrogen is used to pressurize samples, the reported Nitrogen values are calculated by adding all the sample components and subtracting from 100%.

Method modifications taken to run these samples are summarized in the table below. Specific project requirements may over-ride the ATL modifications.

Requirement	*ASTM D-1946*	*ATL Modifications*
Calibration	A single point calibration is performed using a reference standard closely matching the composition of the unknown.	A 3-point calibration curve is performed. Quantitation is based on a daily calibration standard which may or may not resemble the composition of the associated samples.
Reference Standard	The composition of any reference standard must be known to within 0.01 mol % for any component.	The standards used by ATL are blended to a >/= 95% accuracy.
Sample Injection Volume	Components whose concentrations are in excess of 5 % should not be analyzed by using sample volumes greater than 0.5 mL.	The sample container is connected directly to a fixed volume sample loop of 1.0 mL on the GC. Linear range is defined by the calibration curve. Bags are loaded by vacuum.
Normalization	Normalize the mole percent values by multiplying each value by 100 and dividing by the sum of the original values. The sum of the original values should not differ from 100% by more than 1.0%.	Results are not normalized. The sum of the reported values can differ from 100% by as much as 15%, either due to analytical variability or an unusual sample matrix.
Precision	Precision requirements established at each concentration level.	Duplicates should agree within 25% RPD for detections > 5 X's the RL.

Receiving Notes

There were no receiving discrepancies.

Analytical Notes

As per project specific client request the laboratory has reported estimated values for target compound hits that are below the Reporting Limit but greater than the Method Detection Limit.

Definition of Data Qualifying Flags

Seven qualifiers may have been used on the data analysis sheets and indicate as follows:
B - Compound present in laboratory blank greater than reporting limit.
J - Estimated value.
E - Exceeds instrument calibration range.
S - Saturated peak.
Q - Exceeds quality control limits.
U - Compound analyzed for but not detected above the detection limit.
M - Reported value may be biased due to apparent matrix interferences.
File extensions may have been used on the data analysis sheets and indicates as follows:
a-File was requantified
b-File was quantified by a second column and detector
r1-File was requantified for the purpose of reissue

eurofins | Air Toxics

Summary of Detected Compounds
NATURAL GAS ANALYSIS BY MODIFIED ASTM D-1946

Client Sample ID: VMP-1-23.5-071612

Lab ID#: 1207566B-01A

Compound	Rpt. Limit (%)	Amount (%)
Oxygen	0.19	7.6
Nitrogen	0.19	80
Methane	0.00019	2.5
Carbon Dioxide	0.019	7.7
Ethane	0.0019	0.0012 J
Helium	0.096	1.0

Client Sample ID: VMP-3-31.5-072312

Lab ID#: 1207566B-02A

Compound	Rpt. Limit (%)	Amount (%)
Oxygen	0.18	3.0
Nitrogen	0.18	89
Methane	0.00018	5.3
Carbon Dioxide	0.018	7.7
Ethane	0.0018	0.0018
Helium	0.092	0.014 J

Client Sample ID: VMP-4-23.5-072312

Lab ID#: 1207566B-03A

Compound	Rpt. Limit (%)	Amount (%)
Oxygen	0.19	4.6
Nitrogen	0.19	84
Methane	0.00019	0.47
Carbon Dioxide	0.019	10
Ethane	0.0019	0.000067 J
Ethene	0.0019	0.00022 J
Helium	0.094	0.010 J

Client Sample ID: VMP-4-39-072312

Lab ID#: 1207566B-04A

eurofins | Air Toxics

Summary of Detected Compounds
NATURAL GAS ANALYSIS BY MODIFIED ASTM D-1946

Client Sample ID: VMP-4-39-072312

Lab ID#: 1207566B-04A

Compound	Rpt. Limit (%)	Amount (%)
Oxygen	0.19	2.5
Nitrogen	0.19	83
Methane	0.00019	1.1
Carbon Dioxide	0.019	12
Ethane	0.0019	0.00023 J
Ethene	0.0019	0.00029 J

Client Sample ID: VMP-11-38-072312

Lab ID#: 1207566B-05A

Compound	Rpt. Limit (%)	Amount (%)
Oxygen	0.20	1.5
Nitrogen	0.20	82
Methane	0.00020	0.0037
Carbon Dioxide	0.020	16
Helium	0.098	0.084 J

Client Sample ID: VMP-13-29.5-071912

Lab ID#: 1207566B-06A

Compound	Rpt. Limit (%)	Amount (%)
Oxygen	0.19	1.7
Nitrogen	0.19	85
Methane	0.00019	0.18
Carbon Dioxide	0.019	13
Ethane	0.0019	0.000073 J
Helium	0.096	0.084 J

Client Sample ID: VMP-14-11.5-072512

Lab ID#: 1207566B-07A

Compound	Rpt. Limit (%)	Amount (%)

eurofins | Air Toxics

Summary of Detected Compounds
NATURAL GAS ANALYSIS BY MODIFIED ASTM D-1946

Client Sample ID: VMP-14-11.5-072512

Lab ID#: 1207566B-07A

Compound	Rpt. Limit (%)	Amount (%)
Oxygen	0.19	1.4
Nitrogen	0.19	82
Methane	0.00019	2.0
Carbon Dioxide	0.019	15
Ethane	0.0019	0.00035 J
Helium	0.096	0.032 J

Client Sample ID: VMP-14-20-072512

Lab ID#: 1207566B-08A

Compound	Rpt. Limit (%)	Amount (%)
Oxygen	0.18	3.0
Nitrogen	0.18	76
Methane	0.00018	5.7
Carbon Dioxide	0.018	14
Ethane	0.0018	0.0014 J
Helium	0.092	0.024 J

Client Sample ID: VMP-14-29-072512

Lab ID#: 1207566B-09A

Compound	Rpt. Limit (%)	Amount (%)
Oxygen	0.19	1.2
Nitrogen	0.19	76
Methane	0.00019	6.2
Carbon Dioxide	0.019	15
Ethane	0.0019	0.0017 J
Helium	0.094	0.045 J

Client Sample ID: VMP-32-30-072012

Lab ID#: 1207566B-10A

eurofins

Air Toxics

Summary of Detected Compounds
NATURAL GAS ANALYSIS BY MODIFIED ASTM D-1946

Client Sample ID: VMP-32-30-072012

Lab ID#: 1207566B-10A

Compound	Rpt. Limit (%)	Amount (%)
Oxygen	0.19	1.6
Nitrogen	0.19	87
Methane	0.00019	0.44
Carbon Dioxide	0.019	11
Ethane	0.0019	0.00010 J
Helium	0.096	0.059 J

Client Sample ID: VMP-45-30-071912

Lab ID#: 1207566B-12A

Compound	Rpt. Limit (%)	Amount (%)
Oxygen	0.19	9.3
Nitrogen	0.19	83
Methane	0.00019	0.00082
Carbon Dioxide	0.019	7.8
Helium	0.096	0.045 J

eurofins | Air Toxics

Client Sample ID: VMP-1-23.5-071612

Lab ID#: 1207566B-01A

NATURAL GAS ANALYSIS BY MODIFIED ASTM D-1946

File Name:	9072813	Date of Collection:	7/16/12 11:52:00 AM
Dil. Factor:	1.93	Date of Analysis:	7/28/12 01:21 PM

Compound	Rpt. Limit (%)	Amount (%)
Oxygen	0.19	7.6
Nitrogen	0.19	80
Carbon Monoxide	0.019	Not Detected
Methane	0.00019	2.5
Carbon Dioxide	0.019	7.7
Ethane	0.0019	0.0012 J
Ethene	0.0019	Not Detected
Helium	0.096	1.0

J = Estimated value.

Container Type: 1 Liter Summa Canister

eurofins | Air Toxics

Client Sample ID: VMP-3-31.5-072312

Lab ID#: 1207566B-02A

NATURAL GAS ANALYSIS BY MODIFIED ASTM D-1946

File Name:	**9072814**	**Date of Collection:**	**7/23/12 10:00:00 AM**
Dil. Factor:	**1.83**	**Date of Analysis:**	**7/28/12 01:44 PM**

Compound	Rpt. Limit (%)	Amount (%)
Oxygen	0.18	3.0
Nitrogen	0.18	89
Carbon Monoxide	0.018	Not Detected
Methane	0.00018	5.3
Carbon Dioxide	0.018	7.7
Ethane	0.0018	0.0018
Ethene	0.0018	Not Detected
Helium	0.092	0.014 J

J = Estimated value.

Container Type: 1 Liter Summa Canister

eurofins | Air Toxics

Client Sample ID: VMP-4-23.5-072312

Lab ID#: 1207566B-03A

NATURAL GAS ANALYSIS BY MODIFIED ASTM D-1946

File Name:	**9072815**	**Date of Collection:**	**7/23/12 11:21:00 AM**
Dil. Factor:	**1.88**	**Date of Analysis:**	**7/28/12 02:05 PM**

Compound	Rpt. Limit (%)	Amount (%)
Oxygen	0.19	4.6
Nitrogen	0.19	84
Carbon Monoxide	0.019	Not Detected
Methane	0.00019	0.47
Carbon Dioxide	0.019	10
Ethane	0.0019	0.000067 J
Ethene	0.0019	0.00022 J
Helium	0.094	0.010 J

J = Estimated value.

Container Type: 1 Liter Summa Canister

eurofins | Air Toxics

Client Sample ID: VMP-4-39-072312

Lab ID#: 1207566B-04A

NATURAL GAS ANALYSIS BY MODIFIED ASTM D-1946

File Name:	**9072816**	**Date of Collection:**	**7/23/12 10:29:00 AM**
Dil. Factor:	**1.93**	**Date of Analysis:**	**7/28/12 02:32 PM**

Compound	Rpt. Limit (%)	Amount (%)
Oxygen	0.19	2.5
Nitrogen	0.19	83
Carbon Monoxide	0.019	Not Detected
Methane	0.00019	1.1
Carbon Dioxide	0.019	12
Ethane	0.0019	0.00023 J
Ethene	0.0019	0.00029 J
Helium	0.096	Not Detected

J = Estimated value.

Container Type: 1 Liter Summa Canister

eurofins | Air Toxics

Client Sample ID: VMP-11-38-072312

Lab ID#: 1207566B-05A

NATURAL GAS ANALYSIS BY MODIFIED ASTM D-1946

File Name:	**9072818**	**Date of Collection: 7/23/12 3:12:00 PM**	
Dil. Factor:	**1.95**	**Date of Analysis: 7/28/12 03:16 PM**	

Compound	Rpt. Limit (%)	Amount (%)
Oxygen	0.20	1.5
Nitrogen	0.20	82
Carbon Monoxide	0.020	Not Detected
Methane	0.00020	0.0037
Carbon Dioxide	0.020	16
Ethane	0.0020	Not Detected
Ethene	0.0020	Not Detected
Helium	0.098	0.084 J

J = Estimated value.

Container Type: 1 Liter Summa Canister

eurofins | Air Toxics

Client Sample ID: VMP-13-29.5-071912

Lab ID#: 1207566B-06A

NATURAL GAS ANALYSIS BY MODIFIED ASTM D-1946

File Name:	**9072819**	**Date of Collection:**	**7/19/12 4:43:00 PM**
Dil. Factor:	**1.93**	**Date of Analysis:**	**7/28/12 03:38 PM**

Compound	Rpt. Limit (%)	Amount (%)
Oxygen	0.19	1.7
Nitrogen	0.19	85
Carbon Monoxide	0.019	Not Detected
Methane	0.00019	0.18
Carbon Dioxide	0.019	13
Ethane	0.0019	0.000073 J
Ethene	0.0019	Not Detected
Helium	0.096	0.084 J

J = Estimated value.

Container Type: 1 Liter Summa Canister

eurofins | Air Toxics

Client Sample ID: VMP-14-11.5-072512

Lab ID#: 1207566B-07A

NATURAL GAS ANALYSIS BY MODIFIED ASTM D-1946

File Name:	**9072820**	**Date of Collection:**	**7/25/12 9:27:00 AM**
Dil. Factor:	**1.93**	**Date of Analysis:**	**7/28/12 04:00 PM**

Compound	Rpt. Limit (%)	Amount (%)
Oxygen	0.19	1.4
Nitrogen	0.19	82
Carbon Monoxide	0.019	Not Detected
Methane	0.00019	2.0
Carbon Dioxide	0.019	15
Ethane	0.0019	0.00035 J
Ethene	0.0019	Not Detected
Helium	0.096	0.032 J

J = Estimated value.

Container Type: 1 Liter Summa Canister

eurofins

Air Toxics

Client Sample ID: VMP-14-20-072512

Lab ID#: 1207566B-08A

NATURAL GAS ANALYSIS BY MODIFIED ASTM D-1946

File Name:	**9072821**	**Date of Collection:**	**7/25/12 10:15:00 AM**
Dil. Factor:	**1.83**	**Date of Analysis:**	**7/28/12 04:23 PM**

Compound	Rpt. Limit (%)	Amount (%)
Oxygen	0.18	3.0
Nitrogen	0.18	76
Carbon Monoxide	0.018	Not Detected
Methane	0.00018	5.7
Carbon Dioxide	0.018	14
Ethane	0.0018	0.0014 J
Ethene	0.0018	Not Detected
Helium	0.092	0.024 J

J = Estimated value.

Container Type: 1 Liter Summa Canister

eurofins

Air Toxics

Client Sample ID: VMP-14-29-072512

Lab ID#: 1207566B-09A

NATURAL GAS ANALYSIS BY MODIFIED ASTM D-1946

File Name:	**9072822**	**Date of Collection: 7/25/12 11:01:00 AM**	
Dil. Factor:	**1.88**	**Date of Analysis: 7/28/12 04:45 PM**	

Compound	**Rpt. Limit (%)**	**Amount (%)**
Oxygen	0.19	1.2
Nitrogen	0.19	76
Carbon Monoxide	0.019	Not Detected
Methane	0.00019	6.2
Carbon Dioxide	0.019	15
Ethane	0.0019	0.0017 J
Ethene	0.0019	Not Detected
Helium	0.094	0.045 J

J = Estimated value.

Container Type: 1 Liter Summa Canister

eurofins | Air Toxics

Client Sample ID: VMP-32-30-072012

Lab ID#: 1207566B-10A

NATURAL GAS ANALYSIS BY MODIFIED ASTM D-1946

File Name:	**9072823**	**Date of Collection:**	**7/20/12 12:38:00 PM**
Dil. Factor:	**1.93**	**Date of Analysis:**	**7/28/12 05:29 PM**

Compound	Rpt. Limit (%)	Amount (%)
Oxygen	0.19	1.6
Nitrogen	0.19	87
Carbon Monoxide	0.019	Not Detected
Methane	0.00019	0.44
Carbon Dioxide	0.019	11
Ethane	0.0019	0.00010 J
Ethene	0.0019	Not Detected
Helium	0.096	0.059 J

J = Estimated value.

Container Type: 1 Liter Summa Canister

eurofins | Air Toxics

Client Sample ID: VMP-45-30-071912

Lab ID#: 1207566B-12A

NATURAL GAS ANALYSIS BY MODIFIED ASTM D-1946

File Name:	**9072826**	**Date of Collection:**	**7/19/12 1:02:00 PM**
Dil. Factor:	**1.91**	**Date of Analysis:**	**7/28/12 06:49 PM**

Compound	Rpt. Limit (%)	Amount (%)
Oxygen	0.19	9.3
Nitrogen	0.19	83
Carbon Monoxide	0.019	Not Detected
Methane	0.00019	0.00082
Carbon Dioxide	0.019	7.8
Ethane	0.0019	Not Detected
Ethene	0.0019	Not Detected
Helium	0.096	0.045 J

J = Estimated value.

Container Type: 1 Liter Summa Canister

eurofins

Air Toxics

Client Sample ID: Lab Blank

Lab ID#: 1207566B-13A

NATURAL GAS ANALYSIS BY MODIFIED ASTM D-1946

File Name:	9072804c	Date of Collection: NA	
Dil. Factor:	1.00	Date of Analysis: 7/28/12 09:36 AM	

Compound	Rpt. Limit (%)	Amount (%)
Oxygen	0.10	0.0071 J
Nitrogen	0.10	0.072 J
Carbon Monoxide	0.010	Not Detected
Methane	0.00010	Not Detected
Carbon Dioxide	0.010	Not Detected
Ethane	0.0010	Not Detected
Ethene	0.0010	Not Detected

J = Estimated value.

Container Type: NA - Not Applicable

eurofins | Air Toxics

Client Sample ID: Lab Blank

Lab ID#: 1207566B-13B

NATURAL GAS ANALYSIS BY MODIFIED ASTM D-1946

File Name:	**9072803b**	**Date of Collection: NA**	
Dil. Factor:	**1.00**	**Date of Analysis: 7/28/12 09:14 AM**	

Compound	Rpt. Limit (%)	Amount (%)
Helium	0.050	Not Detected

Container Type: NA - Not Applicable

eurofins | Air Toxics

Client Sample ID: LCS

Lab ID#: 1207566B-14A

NATURAL GAS ANALYSIS BY MODIFIED ASTM D-1946

File Name:	**9072802**	**Date of Collection: NA**	
Dil. Factor:	**1.00**	**Date of Analysis: 7/28/12 08:52 AM**	

Compound	%Recovery
Oxygen	100
Nitrogen	100
Carbon Monoxide	99
Methane	98
Carbon Dioxide	99
Ethane	99
Ethene	96
Helium	101

Container Type: NA - Not Applicable

eurofins | Air Toxics

Client Sample ID: LCSD

Lab ID#: 1207566B-14AA

NATURAL GAS ANALYSIS BY MODIFIED ASTM D-1946

File Name:	**9072827**	**Date of Collection: NA**	
Dil. Factor:	**1.00**	**Date of Analysis: 7/28/12 07:13 PM**	

Compound	%Recovery
Oxygen	102
Nitrogen	100
Carbon Monoxide	96
Methane	98
Carbon Dioxide	100
Ethane	99
Ethene	96
Helium	103

Container Type: NA - Not Applicable

1207566

Shell Oil Products Chain Of Custody Record

URS

Air Toxics LTD.
Project Name: Roxana Soil Vapor
Project # 21562735.00013
Lab Vendor #

Please Check Appropriate Box: ☑ ENV. SERVICES ☐ MOTIVA RETAIL ☐ SHELL RETAIL ☐ MOTIVA SD&M ☐ CONSULTANT ☐ LUBES ☐ SHELL PIPELINE ☐ OTHER

Print Bill To Contact Name: Robert Mooshegian

INCIDENT # (ENV SERVICES): 9 7 2 1 6 6 4 0

☐ CHECK IF NO INCIDENT # APPLIES

DATE 07/25/12

PAGE 1 of 2

PO #:

SAP #: 3 4 0 0 6 1

SAMPLING COMPANY: URS CORPORATION

LOG CODE:

SITE ADDRESS: Street and City: 900 SOUTH CENTRAL AVE – ROXANA

State: IL

GLOBAL ID NO:

ADDRESS: 1001 HIGHLANDS PLAZA DRIVE WEST - SUITE 300 ST. LOUIS, MO 63110

PROJ. DELIVERABLE TO (Name, Company, Office Location): Elizabeth Kunkel, URS, St. Louis

PHONE NO: 314-743-4179

E-MAIL: Elizabeth.Kunkel@URSCorp.com

CONSULTANT PROJECT NAME/NO: Roxana Soil Vapor

Laboratory Address: Air Toxics LTD 180 Blue Ravine Road Suite B, Folsom, CA 95630-4719

PHONE NO:

FAX: 314-429-0462

CC TO (Contact E-MAIL): Robert.Mooshegian@urs.com

M. Curner, C.Williams, C. Krebzer, M. Mittermeyer, J. Jackson, D. Mattingly, T. Rathnow

TURNAROUND TIME (CALENDAR DAYS): ☑ STANDARD (14 DAY) ☐ 5 DAYS ☐ 3 DAYS ☐ 2 DAYS ☐ 24 HOURS ☐ RESULTS NEEDED ON WEEKEND

REQUESTED ANALYSIS

☐ LA RWQCB REPORT FORMAT ☑ UST AGENCY:

DELIVERABLES: ☐ LEVEL 1 ☐ LEVEL 2 ☐ LEVEL 3 ☑ LEVEL 4 ☐ OTHER (SPECIFY)

☑ SHELL CONTRACT RATE APPLIES
☐ STATE REIMBURSEMENT RATE APPLIES
☐ EDD NOT NEEDED
☑ RECEIPT VERIFICATION REQUESTED

Turn Around Time: ☑ Normal ☐ Rush ☐ Specify

Lab Use Only
Pressurized by:
Date:
Pressurization Gas: N_2 He

LAB USE ONLY	Field Sample Identification	SAMPLING DATE	SAMPLING TIME	Canister Number	Canister Pressure/Vacuum Initial	Final	Receipt	Final (psi)	Modified TO-15 + Butane & Isopentane	ASTM D-1946 + Helium	ASTM D-1946					
01A	VMP-1-23.5-071612	07/16/12	1115-1150	882	-30	-9			X	X						
02A	VMP-3-31.5-072312	07/23/12	0927-1000	37745	-29	-7			X	X						
03A	VMP-4-23.5-072312	07/23/12	1051-1121	36424	-27.5	-8			X	X						
04A	VMP-4-39-072312	07/23/12	0958-1029	36478	-29.5	-9			X	X						
05A	VMP-11-38-072312	07/23/12	1442-1512	31800	-30	-8.5			X	X						
06A	VMP-13-29.5-071912	07/19/12	1508-1643	12361	-29	-9			X	X						
07A	VMP-14-11.5-072512	07/25/12	0854-0927	37360	-29.5	-8.5			X	X						
08A	VMP-14-20-072512	07/25/12	0943-1015	37363	-28	-7.5			X	X						
09A	VMP-14-29-072512	07/25/12	1030-1101	3029	29.5	7.5			X	X						
10A	VMP-32-30-072012	07/20/12	1207-1238	2074	30	8.5			X	X						

ADDITIONAL NOTES:

- 14 day hold time
- Report results between MDL and RL
- Level IV ECVP

	Received by: (Signature)	Date	Time
Relinquished by: (Signature)	FEDEX	7/25/12	1700
Relinquished by: (Signature)	Received by: (Signature)	Date	Time
	7/26/12 1130		
Relinquished by: (Signature)	Received by: (Signature)	Date	Time

09/2011 Revision

Edza

CUSTODY SEAL INTACT? Y / N NO

1207566

Shell Oil Products Chain Of Custody Record

URS

Air Toxics LTD.
Project Name: Roxana Soil Vapor
Project # 21562735.00013
Lab Vendor #

Please Check Appropriate Box:
☑ ENV. SERVICES ☐ MOTIVA RETAIL ☐ SHELL RETAIL
☐ MOTIVA SD&CM ☐ CONSULTANT ☐ LUBES
☐ SHELL PIPELINE ☐ OTHER

Print Bill To Contact Name: Robert Mooshegian
PO #

INCIDENT # (ENV SERVICES): 9 7 2 1 6 6 4 0
SAP #: 3 4 0 0 6 1

☐ CHECK IF NO INCIDENT # APPLIES
DATE: 07/25/12
PAGE 2 of 2

SAMPLING COMPANY: URS CORPORATION
LOG CODE:
ADDRESS: 1001 HIGHLANDS PLAZA DRIVE WEST SUITE 300, ST LOUIS, MO 63110
SITE ADDRESS: Street and City: 900 SOUTH CENTRAL AVE -- ROXANA
State: IL
GLOBAL ID NO:
SUB DELIVERABLE TO Name Company Office Location: Elizabeth Kunkel, URS, St. Louis
PHONE NO: 314-743-4179
E-MAIL: Elizabeth_Kunkel@URSCorp.com
CONSULTANT PROJECT NAME#: Roxana Soil Vapor
Laboratory Address: Air Toxics, LTD 180 Blue Ravine Road, Suite B, Folsom CA 95630-4719
M. Currier, C Williams, C. Kretzer, M. Mittermeyer J. Jackson, D. Mattingly, L. Rathnow.
TELEPHONE:
FAX: 314-429-0462
RE To Contact E-MAIL: Robert.Mooshegian@urs.com

TURNAROUND TIME (CALENDAR DAYS)
☑ STANDARD (14 DAY) ☐ 5 DAYS ☐ 3 DAYS ☐ 2 DAYS ☐ 24 HOURS ☐ RESULTS NEEDED ON WEEKEND

☐ LA RWQCB REPORT FORMAT ☑ UST AGENCY

DELIVERABLES ☐ LEVEL 1 ☐ LEVEL 2 ☐ LEVEL 3 ☑ LEVEL 4 ☐ OTHER (SPECIFY)

☑ SHELL CONTRACT RATE APPLIES
☐ STATE REIMBURSEMENT RATE APPLIES
☐ EDD NOT NEEDED
☑ RECEIPT VERIFICATION REQUESTED

REQUESTED ANALYSIS

Turn Around Time: ☑ Normal ☐ Rush Specify

Lab Use Only
Pressurized by:
Date:
Pressurization Gas: N_2 He

LAB USE ONLY	Field Sample Identification	SAMPLING DATE	SAMPLING TIME	Canister Number	Conister Pressure/Vacuum Initial	Final	Receipt	Final (psi)	Modified TO-15 + Butane & Isopentane	ASTM D-1946 + Helium	ASTM D-1946
VA	VMP-44-10-072012	07/20/12	1253-1328	37405	-29.5	-7.5			X	X	
VA	VMP-45-30-071912	07/19/12	1224-1302	8005	29.5	9			X	X	

7/25/12

ADDITIONAL NOTES:
- 14 day hold time
- Report results between MDL and RL
- Level IV ECVP

Relinquished by (Signature)	Received by (Signature)	Date	Time
[signature]	FEDEX	7/25/12	1700
	[signature] AM 22612 1130		

CUSTODY SEAL INTACT? Y N NO.
FedEx

05/2/06 Revision

eurofins | Air Toxics

8/1/2012
Ms. Elizabeth Kunkel
URS Corporation
1001 Highlands Plaza Dr. West
Suite 300
St. Louis MO 63110

Project Name: Roxana Soil Vapor
Project #: 21562735.00013
Workorder #: 1207566C

Dear Ms. Elizabeth Kunkel

The following report includes the data for the above referenced project for sample(s) received on 7/26/2012 at Air Toxics Ltd.

The data and associated QC analyzed by Modified TO-15 are compliant with the project requirements or laboratory criteria with the exception of the deviations noted in the attached case narrative.

Thank you for choosing Air Toxics Ltd. for your air analysis needs. Air Toxics Ltd. is committed to providing accurate data of the highest quality. Please feel free to contact the Project Manager: Kelly Buettner at 916-985-1000 if you have any questions regarding the data in this report.

Regards,

Kelly Buettner

Project Manager

eurofins | Air Toxics

WORK ORDER #: 1207566C

Work Order Summary

CLIENT:	Ms. Elizabeth Kunkel URS Corporation 1001 Highlands Plaza Dr. West Suite 300 St. Louis, MO 63110	**BILL TO:**	Accounts Payable Austin URS Corporation P.O. BOX 203970 Austin, TX 78720-1088
PHONE:	314-743-4179	**P.O. #**	21562735.00013
FAX:		**PROJECT #**	21562735.00013 Roxana Soil Vapor
DATE RECEIVED:	07/26/2012	**CONTACT:**	Kelly Buettner
DATE COMPLETED:	08/01/2012		

FRACTION #	NAME	TEST	RECEIPT VAC./PRES.	FINAL PRESSURE
11A	VMP-44-10-072012	Modified TO-15	8.2 "Hg	5 psi
11B	VMP-44-10-072012	Modified TO-15	8.2 "Hg	5 psi
12A	Lab Blank	Modified TO-15	NA	NA
13A	CCV	Modified TO-15	NA	NA
14A	LCS	Modified TO-15	NA	NA
14AA	LCSD	Modified TO-15	NA	NA

CERTIFIED BY: _____ DATE: 08/01/12

Technical Director

Certification numbers: AZ Licensure AZ0775, CA NELAP - 12282CA, NY NELAP - 11291,
TX NELAP - T104704434-12-5, UT NELAP CA009332012-3, WA NELAP - C935
Name of Accrediting Agency: NELAP/ORELAP (Oregon Environmental Laboratory Accreditation Program)
Accreditation number: CA300005, Effective date: 10/18/2011, Expiration date: 10/17/2012.
Eurofins Air Toxics Ltd. certifies that the test results contained in this report meet all requirements of the NELAC standards

This report shall not be reproduced, except in full, without the written approval of Eurofins | Air Toxics, Inc

180 BLUE RAVINE ROAD, SUITE B FOLSOM, CA - 95630
(916) 985-1000 . (800) 985-5955 . FAX (916) 985-1020

LABORATORY NARRATIVE
EPA Method TO-15 Soil Gas
URS Corporation
Workorder# 1207566C

One 1 Liter Summa Canister sample was received on July 26, 2012. The laboratory performed analysis via EPA Method TO-15 using GC/MS in the full scan mode. The method involves concentrating up to 50 mLs of air. The concentrated aliquot is then flash vaporized and swept through a water management system to remove water vapor. Following dehumidification, the sample passes directly into the GC/MS for analysis.

This workorder was independently validated prior to submittal using 'USEPA National Functional Guidelines' as generally applied to the analysis of volatile organic compounds in air. A rules-based, logic driven, independent validation engine was employed to assess completeness, evaluate pass/fail of relevant project quality control requirements and verification of all quantified amounts.

Receiving Notes

There were no receiving discrepancies.

Analytical Notes

As per client project requirements, the laboratory has reported estimated values for target compound hits that are below the Reporting Limit but greater than the Method Detection Limit.

All Quality Control Limit exceedances and affected sample results are noted by flags. Each flag is defined at the bottom of this Case Narrative and on each Sample Result Summary page. Target compound non-detects in the samples that are associated with high bias in QC analyses have not been flagged.

Dilution was performed on sample VMP-44-10-072012 due to the presence of high level target species.

Due to high-level target compounds, sample VMP-44-10-072012 was analyzed twice. In the "A" fraction, the sample was diluted to bring the highest-level compounds within the calibration range. The "B" fraction is also reported by client request and may be reported with "E" flags indicating the compound exceeds the calibration range. Both runs and associated QC are reported.

The recovery of surrogate 1,2-Dichloroethane-d4 in sample VMP-44-10-072012 (11B) was outside laboratory control limits due to high level hydrocarbon matrix interference. The surrogate recovery is flagged.

Definition of Data Qualifying Flags

Eight qualifiers may have been used on the data analysis sheets and indicates as follows:

B - Compound present in laboratory blank greater than reporting limit (background subtraction not performed).

J - Estimated value.

E - Exceeds instrument calibration range.

S - Saturated peak.

Q - Exceeds quality control limits.

U - Compound analyzed for but not detected above the reporting limit.

UJ- Non-detected compound associated with low bias in the CCV and/or LCS.
N - The identification is based on presumptive evidence.

File extensions may have been used on the data analysis sheets and indicates as follows:
a-File was requantified
b-File was quantified by a second column and detector
r1-File was requantified for the purpose of reissue

eurofins | Air Toxics

Summary of Detected Compounds
EPA METHOD TO-15 GC/MS

Client Sample ID: VMP-44-10-072012 * Use these results only. All other data was reported from the 30.7x dilution analysis.

Lab ID#: 1207566C-11A

DF = 92.0

Compound	Rpt. Limit (ppbv)	Amount (ppbv)	Rpt. Limit (ug/m3)	Amount (ug/m3)
Hexane	460	32000	1600	110000
* 2,2,4-Trimethylpentane	460	270000	2100	1200000
Benzene	460	1200	1500	3800
Heptane	460	15000	1900	62000
Toluene	460	280 J	1700	1100 J
m,p-Xylene	460	370 J	2000	1600 J
o-Xylene	460	130 J	2000	580 J
Butane	1800	10000	4400	25000
Isopentane	1800	90000	5400	260000

Client Sample ID: VMP-44-10-072012 * Do not use this data. Use all other data

Lab ID#: 1207566C-11B

DF = 30.7

Compound	Rpt. Limit (ppbv)	Amount (ppbv)	Rpt. Limit (ug/m3)	Amount (ug/m3)
Hexane	150	36000 J	540	120000 J
* ~~2,2,4-Trimethylpentane~~	~~150~~	~~280000 E~~	~~720~~	~~1300000 E~~
Benzene	150	1300 J	490	4200 J
Heptane	150	18000	630	73000
Toluene	150	210	580	780
Ethyl Benzene	150	24 J	670	100 J
m,p-Xylene	150	400	670	1800
o-Xylene	150	150 J	670	660 J
4-Ethyltoluene	150	100 J	750	510 J
1,3,5-Trimethylbenzene	150	95 J	750	470 J
1,2,4-Trimethylbenzene	150	59 J	750	290 J
Butane	610	11000	1400	26000
Isopentane	610	100000	1800	300000

eurofins | Air Toxics

*Use these results only. All other data was reported from the 30.7x dilution analysis.

Client Sample ID: VMP-44-10-072012

Lab ID#: 1207566C-11A

EPA METHOD TO-15 GC/MS

File Name:	**14072914**	**Date of Collection:**	**7/20/12 1:28:00 PM**
Dil. Factor:	**92.0**	**Date of Analysis:**	**7/29/12 01:24 PM**

Compound	Rpt. Limit (ppbv)	Amount (ppbv)	Rpt. Limit (ug/m3)	Amount (ug/m3)
Freon 12	460	Not Detected	2300	Not Detected
Freon 114	460	Not Detected	3200	Not Detected
Chloromethane	1800	Not Detected	3800	Not Detected
Vinyl Chloride	460	Not Detected	1200	Not Detected
1,3-Butadiene	460	Not Detected	1000	Not Detected
Bromomethane	460	Not Detected	1800	Not Detected
Chloroethane	1800	Not Detected	4800	Not Detected
Freon 11	460	Not Detected	2600	Not Detected
Ethanol	1800	Not Detected	3500	Not Detected
Freon 113	460	Not Detected	3500	Not Detected
1,1-Dichloroethene	460	Not Detected	1800	Not Detected
Acetone	1800	Not Detected	4400	Not Detected
2-Propanol	1800	Not Detected	4500	Not Detected
Carbon Disulfide	460	Not Detected	1400	Not Detected
3-Chloropropene	1800	Not Detected	5800	Not Detected
Methylene Chloride	460	Not Detected	1600	Not Detected
Methyl tert-butyl ether	460	Not Detected	1600	Not Detected
trans-1,2-Dichloroethene	460	Not Detected	1800	Not Detected
Hexane	460	32000	1600	110000
1,1-Dichloroethane	460	Not Detected	1900	Not Detected
2-Butanone (Methyl Ethyl Ketone)	1800	Not Detected	5400	Not Detected
cis-1,2-Dichloroethene	460	Not Detected	1800	Not Detected
Tetrahydrofuran	460	Not Detected	1400	Not Detected
Chloroform	460	Not Detected	2200	Not Detected
1,1,1-Trichloroethane	460	Not Detected	2500	Not Detected
Cyclohexane	460	Not Detected	1600	Not Detected
Carbon Tetrachloride	460	Not Detected	2900	Not Detected
* 2,2,4-Trimethylpentane	460	270000	2100	1200000
Benzene	460	1200	1500	3800
1,2-Dichloroethane	460	Not Detected	1900	Not Detected
Heptane	460	15000	1900	62000
Trichloroethene	460	Not Detected	2500	Not Detected
1,2-Dichloropropane	460	Not Detected	2100	Not Detected
1,4-Dioxane	1800	Not Detected	6600	Not Detected
Bromodichloromethane	460	Not Detected	3100	Not Detected
cis-1,3-Dichloropropene	460	Not Detected	2100	Not Detected
4-Methyl-2-pentanone	460	Not Detected	1900	Not Detected
Toluene	460	280 J	1700	1100 J
trans-1,3-Dichloropropene	460	Not Detected	2100	Not Detected
1,1,2-Trichloroethane	460	Not Detected	2500	Not Detected
Tetrachloroethene	460	Not Detected	3100	Not Detected
2-Hexanone	1800	Not Detected	7500	Not Detected

eurofins | Air Toxics

Client Sample ID: VMP-44-10-072012
Lab ID#: 1207566C-11A
EPA METHOD TO-15 GC/MS

File Name:	**14072914**	**Date of Collection:**	**7/20/12 1:28:00 PM**
Dil. Factor:	**92.0**	**Date of Analysis:**	**7/29/12 01:24 PM**

Compound	Rpt. Limit (ppbv)	Amount (ppbv)	Rpt. Limit (ug/m3)	Amount (ug/m3)
Dibromochloromethane	460	Not Detected	3900	Not Detected
1,2-Dibromoethane (EDB)	460	Not Detected	3500	Not Detected
Chlorobenzene	460	Not Detected	2100	Not Detected
Ethyl Benzene	460	Not Detected	2000	Not Detected
m,p-Xylene	460	370 J	2000	1600 J
o-Xylene	460	130 J	2000	580 J
Styrene	460	Not Detected	2000	Not Detected
Bromoform	460	Not Detected	4800	Not Detected
Cumene	460	Not Detected	2300	Not Detected
1,1,2,2-Tetrachloroethane	460	Not Detected	3200	Not Detected
Propylbenzene	460	Not Detected	2300	Not Detected
4-Ethyltoluene	460	Not Detected	2300	Not Detected
1,3,5-Trimethylbenzene	460	Not Detected	2300	Not Detected
1,2,4-Trimethylbenzene	460	Not Detected	2300	Not Detected
1,3-Dichlorobenzene	460	Not Detected	2800	Not Detected
1,4-Dichlorobenzene	460	Not Detected	2800	Not Detected
alpha-Chlorotoluene	460	Not Detected	2400	Not Detected
1,2-Dichlorobenzene	460	Not Detected	2800	Not Detected
1,2,4-Trichlorobenzene	1800	Not Detected	14000	Not Detected
Hexachlorobutadiene	1800	Not Detected	20000	Not Detected
Butane	1800	10000	4400	25000
Isopentane	1800	90000	5400	260000

J = Estimated value.

Container Type: 1 Liter Summa Canister

Surrogates	%Recovery	Method Limits
1,2-Dichloroethane-d4	128	70-130
Toluene-d8	103	70-130
4-Bromofluorobenzene	95	70-130

eurofins | Air Toxics * Do not use this data. Use all other data.

Client Sample ID: VMP-44-10-072012
Lab ID#: 1207566C-11B
EPA METHOD TO-15 GC/MS

File Name:	14072913	Date of Collection:	7/20/12 1:28:00 PM
Dil. Factor:	30.7	Date of Analysis:	7/29/12 12:56 PM

Compound	Rpt. Limit (ppbv)	Amount (ppbv)	Rpt. Limit (ug/m3)	Amount (ug/m3)
Freon 12	150	Not Detected	760	Not Detected
Freon 114	150	Not Detected	1100	Not Detected
Chloromethane	610	Not Detected	1300	Not Detected
Vinyl Chloride	150	Not Detected	390	Not Detected
1,3-Butadiene	150	Not Detected	340	Not Detected
Bromomethane	150	Not Detected	600	Not Detected
Chloroethane	610	Not Detected	1600	Not Detected
Freon 11	150	Not Detected	860	Not Detected
Ethanol	610	Not Detected	1200	Not Detected
Freon 113	150	Not Detected	1200	Not Detected
1,1-Dichloroethene	150	Not Detected	610	Not Detected
Acetone	610	Not Detected	1400	Not Detected
2-Propanol	610	Not Detected	1500	Not Detected
Carbon Disulfide	150	Not Detected	480	Not Detected
3-Chloropropene	610	Not Detected	1900	Not Detected
Methylene Chloride	150	Not Detected	530	Not Detected
Methyl tert-butyl ether	150	Not Detected	550	Not Detected
trans-1,2-Dichloroethene	150	Not Detected	610	Not Detected
Hexane	150	36000 J	540	120000 J
1,1-Dichloroethane	150	Not Detected	620	Not Detected
2-Butanone (Methyl Ethyl Ketone)	610	Not Detected	1800	Not Detected
cis-1,2-Dichloroethene	150	Not Detected	610	Not Detected
Tetrahydrofuran	150	Not Detected	450	Not Detected
Chloroform	150	Not Detected	750	Not Detected
1,1,1-Trichloroethane	150	Not Detected	840	Not Detected
Cyclohexane	150	Not Detected	530	Not Detected
Carbon Tetrachloride	150	Not Detected	960	Not Detected
* ~~2,2,4-Trimethylpentane~~	~~150~~	~~280000 E~~	~~720~~	~~1300000 E~~
Benzene	150	1300 J	490	4200 J
1,2-Dichloroethane	150	Not Detected	620	Not Detected
Heptane	150	18000 J	630	73000 J
Trichloroethene	150	Not Detected	820	Not Detected
1,2-Dichloropropane	150	Not Detected	710	Not Detected
1,4-Dioxane	610	Not Detected	2200	Not Detected
Bromodichloromethane	150	Not Detected	1000	Not Detected
cis-1,3-Dichloropropene	150	Not Detected	700	Not Detected
4-Methyl-2-pentanone	150	Not Detected	630	Not Detected
Toluene	150	210 J	580	780 J
trans-1,3-Dichloropropene	150	Not Detected	700	Not Detected
1,1,2-Trichloroethane	150	Not Detected	840	Not Detected
Tetrachloroethene	150	Not Detected	1000	Not Detected
2-Hexanone	610	Not Detected	2500	Not Detected

eurofins | Air Toxics

Client Sample ID: VMP-44-10-072012
Lab ID#: 1207566C-11B
EPA METHOD TO-15 GC/MS

File Name:	14072913	Date of Collection:	7/20/12 1:28:00 PM
Dil. Factor:	30.7	Date of Analysis:	7/29/12 12:56 PM

Compound	Rpt. Limit (ppbv)	Amount (ppbv)	Rpt. Limit (ug/m3)	Amount (ug/m3)
Dibromochloromethane	150	Not Detected	1300	Not Detected
1,2-Dibromoethane (EDB)	150	Not Detected	1200	Not Detected
Chlorobenzene	150	Not Detected	710	Not Detected
Ethyl Benzene	150	24 J	670	100 J
m,p-Xylene	150	400	670	1800
o-Xylene	150	150 J	670	660 J
Styrene	150	Not Detected	650	Not Detected
Bromoform	150	Not Detected	1600	Not Detected
Cumene	150	Not Detected	750	Not Detected
1,1,2,2-Tetrachloroethane	150	Not Detected	1000	Not Detected
Propylbenzene	150	Not Detected	750	Not Detected
4-Ethyltoluene	150	100 J	750	510 J
1,3,5-Trimethylbenzene	150	95 J	750	470 J
1,2,4-Trimethylbenzene	150	59 J	750	290 J
1,3-Dichlorobenzene	150	Not Detected	920	Not Detected
1,4-Dichlorobenzene	150	Not Detected	920	Not Detected
alpha-Chlorotoluene	150	Not Detected	790	Not Detected
1,2-Dichlorobenzene	150	Not Detected	920	Not Detected
1,2,4-Trichlorobenzene	610	Not Detected	4600	Not Detected
Hexachlorobutadiene	610	Not Detected	6500	Not Detected
Butane	610	11000	1400	26000
Isopentane	610	100000	1800	300000

E = Exceeds instrument calibration range.
J = Estimated value.
Q = Exceeds Quality Control limits of 70% to 130%, due to matrix effects.
Container Type: 1 Liter Summa Canister

Surrogates	%Recovery	Method Limits
1,2-Dichloroethane-d4	154 Q	70-130
Toluene-d8	107	70-130
4-Bromofluorobenzene	98	70-130

eurofins | Air Toxics

Client Sample ID: Lab Blank
Lab ID#: 1207566C-12A
EPA METHOD TO-15 GC/MS

File Name:	14072906a	Date of Collection: NA	
Dil. Factor:	1.00	Date of Analysis: 7/29/12 09:20 AM	

Compound	Rpt. Limit (ppbv)	Amount (ppbv)	Rpt. Limit (ug/m3)	Amount (ug/m3)
Freon 12	5.0	Not Detected	25	Not Detected
Freon 114	5.0	Not Detected	35	Not Detected
Chloromethane	20	Not Detected	41	Not Detected
Vinyl Chloride	5.0	Not Detected	13	Not Detected
1,3-Butadiene	5.0	Not Detected	11	Not Detected
Bromomethane	5.0	Not Detected	19	Not Detected
Chloroethane	20	Not Detected	53	Not Detected
Freon 11	5.0	Not Detected	28	Not Detected
Ethanol	20	5.2 J	38	9.8 J
Freon 113	5.0	Not Detected	38	Not Detected
1,1-Dichloroethene	5.0	Not Detected	20	Not Detected
Acetone	20	Not Detected	48	Not Detected
2-Propanol	20	Not Detected	49	Not Detected
Carbon Disulfide	5.0	Not Detected	16	Not Detected
3-Chloropropene	20	Not Detected	63	Not Detected
Methylene Chloride	5.0	Not Detected	17	Not Detected
Methyl tert-butyl ether	5.0	Not Detected	18	Not Detected
trans-1,2-Dichloroethene	5.0	Not Detected	20	Not Detected
Hexane	5.0	Not Detected	18	Not Detected
1,1-Dichloroethane	5.0	Not Detected	20	Not Detected
2-Butanone (Methyl Ethyl Ketone)	20	Not Detected	59	Not Detected
cis-1,2-Dichloroethene	5.0	Not Detected	20	Not Detected
Tetrahydrofuran	5.0	Not Detected	15	Not Detected
Chloroform	5.0	Not Detected	24	Not Detected
1,1,1-Trichloroethane	5.0	Not Detected	27	Not Detected
Cyclohexane	5.0	Not Detected	17	Not Detected
Carbon Tetrachloride	5.0	Not Detected	31	Not Detected
2,2,4-Trimethylpentane	5.0	Not Detected	23	Not Detected
Benzene	5.0	Not Detected	16	Not Detected
1,2-Dichloroethane	5.0	Not Detected	20	Not Detected
Heptane	5.0	Not Detected	20	Not Detected
Trichloroethene	5.0	Not Detected	27	Not Detected
1,2-Dichloropropane	5.0	Not Detected	23	Not Detected
1,4-Dioxane	20	Not Detected	72	Not Detected
Bromodichloromethane	5.0	Not Detected	34	Not Detected
cis-1,3-Dichloropropene	5.0	Not Detected	23	Not Detected
4-Methyl-2-pentanone	5.0	Not Detected	20	Not Detected
Toluene	5.0	Not Detected	19	Not Detected
trans-1,3-Dichloropropene	5.0	Not Detected	23	Not Detected
1,1,2-Trichloroethane	5.0	Not Detected	27	Not Detected
Tetrachloroethene	5.0	Not Detected	34	Not Detected
2-Hexanone	20	Not Detected	82	Not Detected

eurofins | Air Toxics

Client Sample ID: Lab Blank
Lab ID#: 1207566C-12A
EPA METHOD TO-15 GC/MS

File Name:	**14072906a**	**Date of Collection: NA**	
Dil. Factor:	**1.00**	**Date of Analysis: 7/29/12 09:20 AM**	

Compound	Rpt. Limit (ppbv)	Amount (ppbv)	Rpt. Limit (ug/m3)	Amount (ug/m3)
Dibromochloromethane	5.0	Not Detected	42	Not Detected
1,2-Dibromoethane (EDB)	5.0	Not Detected	38	Not Detected
Chlorobenzene	5.0	Not Detected	23	Not Detected
Ethyl Benzene	5.0	Not Detected	22	Not Detected
m,p-Xylene	5.0	Not Detected	22	Not Detected
o-Xylene	5.0	Not Detected	22	Not Detected
Styrene	5.0	Not Detected	21	Not Detected
Bromoform	5.0	Not Detected	52	Not Detected
Cumene	5.0	Not Detected	24	Not Detected
1,1,2,2-Tetrachloroethane	5.0	Not Detected	34	Not Detected
Propylbenzene	5.0	Not Detected	24	Not Detected
4-Ethyltoluene	5.0	Not Detected	24	Not Detected
1,3,5-Trimethylbenzene	5.0	Not Detected	24	Not Detected
1,2,4-Trimethylbenzene	5.0	Not Detected	24	Not Detected
1,3-Dichlorobenzene	5.0	Not Detected	30	Not Detected
1,4-Dichlorobenzene	5.0	Not Detected	30	Not Detected
alpha-Chlorotoluene	5.0	Not Detected	26	Not Detected
1,2-Dichlorobenzene	5.0	Not Detected	30	Not Detected
1,2,4-Trichlorobenzene	20	Not Detected	150	Not Detected
Hexachlorobutadiene	20	Not Detected	210	Not Detected
Butane	20	Not Detected	48	Not Detected
Isopentane	20	Not Detected	59	Not Detected

J = Estimated value.

Container Type: NA - Not Applicable

Surrogates	%Recovery	Method Limits
1,2-Dichloroethane-d4	112	70-130
Toluene-d8	103	70-130
4-Bromofluorobenzene	93	70-130

eurofins | Air Toxics

Client Sample ID: CCV
Lab ID#: 1207566C-13A
EPA METHOD TO-15 GC/MS

File Name:	**14072902**	**Date of Collection: NA**	
Dil. Factor:	**1.00**	**Date of Analysis: 7/29/12 07:33 AM**	

Compound	%Recovery
Freon 12	111
Freon 114	108
Chloromethane	118
Vinyl Chloride	105
1,3-Butadiene	111
Bromomethane	98
Chloroethane	111
Freon 11	111
Ethanol	134 Q
Freon 113	104
1,1-Dichloroethene	110
Acetone	112
2-Propanol	119
Carbon Disulfide	97
3-Chloropropene	95
Methylene Chloride	116
Methyl tert-butyl ether	94
trans-1,2-Dichloroethene	100
Hexane	109
1,1-Dichloroethane	107
2-Butanone (Methyl Ethyl Ketone)	101
cis-1,2-Dichloroethene	107
Tetrahydrofuran	128
Chloroform	105
1,1,1-Trichloroethane	101
Cyclohexane	98
Carbon Tetrachloride	108
2,2,4-Trimethylpentane	110
Benzene	106
1,2-Dichloroethane	110
Heptane	101
Trichloroethene	105
1,2-Dichloropropane	108
1,4-Dioxane	100
Bromodichloromethane	108
cis-1,3-Dichloropropene	97
4-Methyl-2-pentanone	98
Toluene	102
trans-1,3-Dichloropropene	93
1,1,2-Trichloroethane	99
Tetrachloroethene	99
2-Hexanone	97

eurofins

Air Toxics

Client Sample ID: CCV

Lab ID#: 1207566C-13A

EPA METHOD TO-15 GC/MS

File Name:	**14072902**	**Date of Collection: NA**	
Dil. Factor:	**1.00**	**Date of Analysis: 7/29/12 07:33 AM**	

Compound	%Recovery
Dibromochloromethane	103
1,2-Dibromoethane (EDB)	98
Chlorobenzene	95
Ethyl Benzene	94
m,p-Xylene	95
o-Xylene	94
Styrene	95
Bromoform	107
Cumene	99
1,1,2,2-Tetrachloroethane	106
Propylbenzene	106
4-Ethyltoluene	96
1,3,5-Trimethylbenzene	116
1,2,4-Trimethylbenzene	101
1,3-Dichlorobenzene	108
1,4-Dichlorobenzene	97
alpha-Chlorotoluene	120
1,2-Dichlorobenzene	100
1,2,4-Trichlorobenzene	113
Hexachlorobutadiene	128
Butane	106
Isopentane	124

Q = Exceeds Quality Control limits.

Container Type: NA - Not Applicable

Surrogates	%Recovery	Method Limits
1,2-Dichloroethane-d4	110	70-130
Toluene-d8	106	70-130
4-Bromofluorobenzene	96	70-130

eurofins

Air Toxics

Client Sample ID: LCS

Lab ID#: 1207566C-14A

EPA METHOD TO-15 GC/MS

File Name:	**14072903**	**Date of Collection: NA**	
Dil. Factor:	**1.00**	**Date of Analysis: 7/29/12 07:58 AM**	

Compound	%Recovery
Freon 12	104
Freon 114	101
Chloromethane	117
Vinyl Chloride	103
1,3-Butadiene	103
Bromomethane	106
Chloroethane	102
Freon 11	105
Ethanol	118
Freon 113	97
1,1-Dichloroethene	111
Acetone	104
2-Propanol	109
Carbon Disulfide	113
3-Chloropropene	100
Methylene Chloride	108
Methyl tert-butyl ether	87
trans-1,2-Dichloroethene	105
Hexane	102
1,1-Dichloroethane	100
2-Butanone (Methyl Ethyl Ketone)	91
cis-1,2-Dichloroethene	100
Tetrahydrofuran	106
Chloroform	99
1,1,1-Trichloroethane	97
Cyclohexane	91
Carbon Tetrachloride	101
2,2,4-Trimethylpentane	103
Benzene	100
1,2-Dichloroethane	103
Heptane	94
Trichloroethene	97
1,2-Dichloropropane	100
1,4-Dioxane	88
Bromodichloromethane	101
cis-1,3-Dichloropropene	90
4-Methyl-2-pentanone	88
Toluene	94
trans-1,3-Dichloropropene	88
1,1,2-Trichloroethane	94
Tetrachloroethene	94
2-Hexanone	89

Client Sample ID: LCS
Lab ID#: 1207566C-14A
EPA METHOD TO-15 GC/MS

File Name:	**14072903**	**Date of Collection: NA**	
Dil. Factor:	**1.00**	**Date of Analysis: 7/29/12 07:58 AM**	

Compound	%Recovery
Dibromochloromethane	96
1,2-Dibromoethane (EDB)	93
Chlorobenzene	90
Ethyl Benzene	89
m,p-Xylene	93
o-Xylene	91
Styrene	92
Bromoform	100
Cumene	95
1,1,2,2-Tetrachloroethane	100
Propylbenzene	102
4-Ethyltoluene	88
1,3,5-Trimethylbenzene	109
1,2,4-Trimethylbenzene	92
1,3-Dichlorobenzene	102
1,4-Dichlorobenzene	90
alpha-Chlorotoluene	104
1,2-Dichlorobenzene	94
1,2,4-Trichlorobenzene	118
Hexachlorobutadiene	125
Butane	93
Isopentane	115

Container Type: NA - Not Applicable

Surrogates	%Recovery	Method Limits
1,2-Dichloroethane-d4	110	70-130
Toluene-d8	105	70-130
4-Bromofluorobenzene	96	70-130

eurofins | Air Toxics

Client Sample ID: LCSD
Lab ID#: 1207566C-14AA
EPA METHOD TO-15 GC/MS

File Name:	**14072904**	**Date of Collection: NA**	
Dil. Factor:	**1.00**	**Date of Analysis: 7/29/12 08:29 AM**	

Compound	%Recovery
Freon 12	104
Freon 114	101
Chloromethane	117
Vinyl Chloride	102
1,3-Butadiene	103
Bromomethane	106
Chloroethane	107
Freon 11	104
Ethanol	120
Freon 113	99
1,1-Dichloroethene	112
Acetone	104
2-Propanol	110
Carbon Disulfide	113
3-Chloropropene	97
Methylene Chloride	106
Methyl tert-butyl ether	87
trans-1,2-Dichloroethene	105
Hexane	101
1,1-Dichloroethane	99
2-Butanone (Methyl Ethyl Ketone)	91
cis-1,2-Dichloroethene	101
Tetrahydrofuran	106
Chloroform	100
1,1,1-Trichloroethane	97
Cyclohexane	91
Carbon Tetrachloride	102
2,2,4-Trimethylpentane	103
Benzene	99
1,2-Dichloroethane	101
Heptane	95
Trichloroethene	98
1,2-Dichloropropane	100
1,4-Dioxane	86
Bromodichloromethane	99
cis-1,3-Dichloropropene	89
4-Methyl-2-pentanone	88
Toluene	94
trans-1,3-Dichloropropene	85
1,1,2-Trichloroethane	91
Tetrachloroethene	91
2-Hexanone	86

eurofins | Air Toxics

Client Sample ID: LCSD
Lab ID#: 1207566C-14AA
EPA METHOD TO-15 GC/MS

File Name:	**14072904**	**Date of Collection: NA**	
Dil. Factor:	**1.00**	**Date of Analysis: 7/29/12 08:29 AM**	

Compound	%Recovery
Dibromochloromethane	93
1,2-Dibromoethane (EDB)	90
Chlorobenzene	91
Ethyl Benzene	90
m,p-Xylene	90
o-Xylene	88
Styrene	91
Bromoform	98
Cumene	94
1,1,2,2-Tetrachloroethane	100
Propylbenzene	101
4-Ethyltoluene	86
1,3,5-Trimethylbenzene	108
1,2,4-Trimethylbenzene	92
1,3-Dichlorobenzene	102
1,4-Dichlorobenzene	92
alpha-Chlorotoluene	105
1,2-Dichlorobenzene	96
1,2,4-Trichlorobenzene	125
Hexachlorobutadiene	134 Q
Butane	96
Isopentane	115

Q = Exceeds Quality Control limits.

Container Type: NA - Not Applicable

Surrogates	%Recovery	Method Limits
1,2-Dichloroethane-d4	108	70-130
Toluene-d8	104	70-130
4-Bromofluorobenzene	96	70-130

1207566

Shell Oil Products Chain Of Custody Record

URS

Air Toxics LTD.
Project Name: Roxana Soil Vapor
Project # 21562735.00013
Lab Vendor #

Please Check Appropriate Box:
☑ ENV. SERVICES ☐ MOTIVA RETAIL ☐ SHELL RETAIL
☐ MOTIVA SC/GH ☐ CONSULTANT ☐ LUBES
☐ SHELL PIPELINE ☐ OTHER

Print Bill To Contact Name: Robert Mooshegian
PO #:
INCIDENT # (ENV SERVICES): 9 7 2 1 6 6 4 0
SAP #: 3 4 0 0 6 1
☐ CHECK IF NO INCIDENT # APPLIES
DATE 07/25/12
PAGE 1 of 2

SAMPLING COMPANY: URS CORPORATION
SITE ADDRESS: Street and City: 900 SOUTH CENTRAL AVE – ROXANA
State: IL
GLOBAL ID NO:
ADDRESS: 1001 HIGHLANDS PLAZA DRIVE WEST - SUITE 300 ST. LOUIS, MO 63110
REPORT TO (Name, Company, Office Location): Elizabeth Kunkel, URS, St. Louis
PHONE NO: 314-743-4179
E-MAIL: Elizabeth.Kunkel@URSCorp.com
CONSULTANT PROJECT NAME#: Roxana Soil Vapor
Laboratory Address: Air Toxics LTD. 180 Blue Ravine Road, Suite B, Folsom CA 95630-4719
TELEPHONE:
FAX: 314-429-0462
EDD To (Contact E-MAIL): Robert.Mooshegian@urs.com
M. Currier, C Williams C. Kretzer, M. Mittermeyer, J. Jackson, D. Mattingly I. Rathnow

TURNAROUND TIME (CALENDAR DAYS)
☑ STANDARD (14 DAY) ☐ 5 DAYS ☐ 3 DAYS ☐ 2 DAYS ☐ 24 HOURS ☐ RESULTS NEEDED ON WEEKEND

REQUESTED ANALYSIS

☐ LA RWQCB REPORT FORMAT ☑ UST AGENCY:
DELIVERABLES: ☐ LEVEL 1 ☐ LEVEL 2 ☐ LEVEL 3 ☑ LEVEL 4 ☐ OTHER (SPECIFY) _____

☑ SHELL CONTRACT RATE APPLIES
☐ STATE REIMBURSEMENT RATE APPLIES
☐ EDD NOT NEEDED
☑ RECEIPT VERIFICATION REQUESTED

Turn Around Time: ☑ Normal ☐ Rush ☐ Specify

Lab Use Only
Pressurized by:
Date:
Pressurization Gas: N_2 He

ADDITIONAL NOTES:
- 14 day hold time
- Report results between MDL and RL
- Level IV ECVP

LAB USE ONLY	Field Sample Identification	SAMPLING DATE	SAMPLING TIME	Canister Number	Canister Pressure/Vacuum Initial	Final	Receipt	Final (psi)	Modified TO-15 + Butane & isopentane	ASTM D-1946 + Helium	ASTM D-1946				
SEA	VMP-1-23 5-071612	07/16/12	1115-1152	682	-30	-9			X	X					
SEA	VMP-3-31.5-072312	07/23/12	0927-1000	37745	-29	-7			X	X					
SEA	VMP-4-23 5-072312	07/23/12	1051-1121	36424	-27.5	-8			X	X					
SEA	VMP-4-39-072312	07/23/12	0958-1029	36478	-29.5	-9			X	X					
SEA	VMP-11-38-072312	07/23/12	1442-1512	31800	-30	-8.5			X	X					
SEA	VMP-13-29 5-071912	07/19/12	1508-1543	12361	-29	-9			X	X					
SEA	VMP-14-11 5-072512	07/25/12	0854-0927	37360	-29.5	-8.5			X	X					
SEA	VMP-14-20-072512	07/25/12	0943-1015	37363	-28	-7.5			X	X					
SEA	VMP-14-29-072512	07/25/12	1050-1101	3029	-29.5	-7.5			X	X					
SEA	VMP-32-30-072012	07/20/12	1207-1238	2074	-30	-8.5			X	X					

Relinquished by: (Signature)	Received by: (Signature)	Date	Time
	FEDEX	7/25/12	1700
	7.26.12 1130		

05/2005 Revision

CUSTODY SEAL INTACT? Y / N NO: No
Eliza

1207566

Shell Oil Products Chain Of Custody Record

URS

Air Toxics LTD.
Project Name: Roxana Soil Vapor
Project # 21562735.00013
Lab Vendor #

Please Check Appropriate Box:
☑ ENV. SERVICES ☐ MOTIVA RETAIL ☐ SHELL RETAIL
☐ MOTIVA SD&CH ☐ CONSULTANT ☐ LUBES
☐ SHELL PIPELINE ☐ OTHER

Print Bill To Contact Name: Robert Mooshegian
PO #

INCIDENT # (ENV SERVICES): 9 7 2 1 6 6 4 0
SAP #: 3 4 0 0 6 1

☐ CHECK IF NO INCIDENT # APPLIES
DATE 07/25/12
PAGE 2 of 2

SAMPLING COMPANY: URS CORPORATION
LOG CODE:
ADDRESS: 1001 HIGHLANDS PLAZA DRIVE WEST - SUITE 300, ST. LOUIS, MO 63110
Laboratory Address: Air Toxics LTD 180 Blue Ravine Road, Suite B, Folsom CA 95630-4719
TELEPHONE:
FAX: 314-429-0462
Bill To Contact E-MAIL: Robert.Mooshegian@urs.com

SITE ADDRESS: Street and City: 900 SOUTH CENTRAL AVE – ROXANA
State: IL
GLOBAL ID NO:
EDF DELIVERABLE TO (Name, Company, Office Location): Elizabeth Kunkel, URS, St. Louis
PHONE NO: 314-743-4179
E-MAIL: Elizabeth_Kunkel@URSCorp.com
CONSULTANT PROJECT NAME#: Roxana Soil Vapor
M. Curner, C Williams, C. Kretzer, M. Mittermeyer, J. Jackson, D. Mattingly, L. Rathnow.

TURNAROUND TIME (CALENDAR DAYS)
☑ STANDARD (14 DAY) ☐ 5 DAYS ☐ 3 DAYS ☐ 2 DAYS ☐ 24 HOURS ☐ RESULTS NEEDED ON WEEKEND
☐ LA RWQCB REPORT FORMAT ☑ UST AGENCY
DELIVERABLES ☐ LEVEL 1 ☐ LEVEL 2 ☐ LEVEL 3 ☑ LEVEL 4 ☐ OTHER (SPECIFY)

☑ SHELL CONTRACT RATE APPLIES
☐ STATE REIMBURSEMENT RATE APPLIES
☐ EDD NOT NEEDED
☑ RECEIPT VERIFICATION REQUESTED

REQUESTED ANALYSIS

Turn Around Time: ☑ Normal ☐ Rush Specify

Lab Use Only
Pressurized by:
Date:
Pressurization Gas: N_2 He

LAB USE ONLY	Field Sample Identification	SAMPLING DATE	SAMPLING TIME	Canister Number	Conister Pressure/Vacuum Initial	Final	Receipt	Final (psi)	Modified TO-15 + Butane & Isopentane	ASTM D-1946 + Helium	ASTM D-1946
[illegible]	VMP-44-10-072012	07/20/12	1253-1328	37405	-29.5	-7.5			X	X	
[illegible]	VMP-45-30-071912	07/19/12	1224-1302	8005	29.5	-9			X	X	

7/25/12

ADDITIONAL NOTES:
- 14 day hold time
- Report results between MDL and RL
- Level IV ECVP

Relinquished by (Signature)	Received by (Signature)	Date	Time
[signature]	FEDEX	7/25/12	1700
	[signature] AM 7 26 12 1130		

05/2/06 Revision

CUSTODY SEAL INTACT? Y N NO.
FEDEX

eurofins | Air Toxics

8/1/2012
Ms. Elizabeth Kunkel
URS Corporation
1001 Highlands Plaza Dr. West
Suite 300
St. Louis MO 63110

Project Name: Roxana Soil Vapor
Project #: 21562735.00013
Workorder #: 1207566D

Dear Ms. Elizabeth Kunkel

The following report includes the data for the above referenced project for sample(s) received on 7/26/2012 at Air Toxics Ltd.

The data and associated QC analyzed by Modified ASTM D-1946 are compliant with the project requirements or laboratory criteria with the exception of the deviations noted in the attached case narrative.

Thank you for choosing Air Toxics Ltd. for your air analysis needs. Air Toxics Ltd. is committed to providing accurate data of the highest quality. Please feel free to contact the Project Manager: Kelly Buettner at 916-985-1000 if you have any questions regarding the data in this report.

Regards,

Kelly Buettner

Project Manager

eurofins | Air Toxics

WORK ORDER #: 1207566D

Work Order Summary

CLIENT:	Ms. Elizabeth Kunkel URS Corporation 1001 Highlands Plaza Dr. West Suite 300 St. Louis, MO 63110	**BILL TO:**	Accounts Payable Austin URS Corporation P.O. BOX 203970 Austin, TX 78720-1088
PHONE:	314-743-4179	**P.O. #**	21562735.00013
FAX:		**PROJECT #**	21562735.00013 Roxana Soil Vapor
DATE RECEIVED:	07/26/2012	**CONTACT:**	Kelly Buettner
DATE COMPLETED:	08/01/2012		

FRACTION #	NAME	TEST	RECEIPT VAC./PRES.	FINAL PRESSURE
11A	VMP-44-10-072012	Modified ASTM D-1946	8.2 "Hg	5 psi
12A	Lab Blank	Modified ASTM D-1946	NA	NA
12B	Lab Blank	Modified ASTM D-1946	NA	NA
13A	LCS	Modified ASTM D-1946	NA	NA
13AA	LCSD	Modified ASTM D-1946	NA	NA

CERTIFIED BY: Heidi Hagen DATE: 08/01/12

Technical Director

Certfication numbers: AZ Licensure AZ0775, CA NELAP - 12282CA, NY NELAP - 11291,
TX NELAP - T104704434-12-5, UT NELAP CA009332012-3, WA NELAP - C935
Name of Accrediting Agency: NELAP/ORELAP (Oregon Environmental Laboratory Accreditation Program)
Accreditation number: CA300005, Effective date: 10/18/2011, Expiration date: 10/17/2012.
Eurofins Air Toxics Ltd. certifies that the test results contained in this report meet all requirements of the NELAC standards

This report shall not be reproduced, except in full, without the written approval of Eurofins | Air Toxics, Inc.

180 BLUE RAVINE ROAD, SUITE B FOLSOM, CA - 95630
(916) 985-1000 . (800) 985-5955 . FAX (916) 985-1020

LABORATORY NARRATIVE
Modified ASTM D-1946
URS Corporation
Workorder# 1207566D

One 1 Liter Summa Canister sample was received on July 26, 2012. The laboratory performed analysis via Modified ASTM Method D-1946 for Methane and fixed gases in air using GC/FID or GC/TCD. The method involves direct injection of 1.0 mL of sample.

On the analytical column employed for this analysis, Oxygen coelutes with Argon. The corresponding peak is quantitated as Oxygen.

Since Nitrogen is used to pressurize samples, the reported Nitrogen values are calculated by adding all the sample components and subtracting from 100%.

Method modifications taken to run these samples are summarized in the table below. Specific project requirements may over-ride the ATL modifications.

Requirement	*ASTM D-1946*	*ATL Modifications*
Calibration	A single point calibration is performed using a reference standard closely matching the composition of the unknown.	A 3-point calibration curve is performed. Quantitation is based on a daily calibration standard which may or may not resemble the composition of the associated samples.
Reference Standard	The composition of any reference standard must be known to within 0.01 mol % for any component.	The standards used by ATL are blended to a >/= 95% accuracy.
Sample Injection Volume	Components whose concentrations are in excess of 5 % should not be analyzed by using sample volumes greater than 0.5 mL.	The sample container is connected directly to a fixed volume sample loop of 1.0 mL on the GC. Linear range is defined by the calibration curve. Bags are loaded by vacuum.
Normalization	Normalize the mole percent values by multiplying each value by 100 and dividing by the sum of the original values. The sum of the original values should not differ from 100% by more than 1.0%.	Results are not normalized. The sum of the reported values can differ from 100% by as much as 15%, either due to analytical variability or an unusual sample matrix.
Precision	Precision requirements established at each concentration level.	Duplicates should agree within 25% RPD for detections > 5 X's the RL.

Receiving Notes

There were no receiving discrepancies.

Analytical Notes

As per project specific client request the laboratory has reported estimated values for target compound hits that are below the Reporting Limit but greater than the Method Detection Limit.

Definition of Data Qualifying Flags

Seven qualifiers may have been used on the data analysis sheets and indicate as follows:
B - Compound present in laboratory blank greater than reporting limit.
J - Estimated value.
E - Exceeds instrument calibration range.
S - Saturated peak.
Q - Exceeds quality control limits.
U - Compound analyzed for but not detected above the detection limit.
M - Reported value may be biased due to apparent matrix interferences.
File extensions may have been used on the data analysis sheets and indicates as follows:
a-File was requantified
b-File was quantified by a second column and detector
r1-File was requantified for the purpose of reissue

eurofins

Air Toxics

Summary of Detected Compounds
NATURAL GAS ANALYSIS BY MODIFIED ASTM D-1946

Client Sample ID: VMP-44-10-072012

Lab ID#: 1207566D-11A

Compound	Rpt. Limit (%)	Amount (%)
Oxygen	0.18	4.3
Nitrogen	0.18	81
Methane	0.00018	0.022
Carbon Dioxide	0.018	14
Helium	0.092	0.037 J

eurofins | Air Toxics

Client Sample ID: VMP-44-10-072012

Lab ID#: 1207566D-11A

NATURAL GAS ANALYSIS BY MODIFIED ASTM D-1946

File Name:	**9072824**	**Date of Collection:**	**7/20/12 1:28:00 PM**
Dil. Factor:	**1.84**	**Date of Analysis:**	**7/28/12 05:54 PM**

Compound	Rpt. Limit (%)	Amount (%)
Oxygen	0.18	4.3
Nitrogen	0.18	81
Carbon Monoxide	0.018	Not Detected
Methane	0.00018	0.022
Carbon Dioxide	0.018	14
Ethane	0.0018	Not Detected
Ethene	0.0018	Not Detected
Helium	0.092	0.037 J

J = Estimated value.

Container Type: 1 Liter Summa Canister

eurofins | Air Toxics

Client Sample ID: Lab Blank

Lab ID#: 1207566D-12A

NATURAL GAS ANALYSIS BY MODIFIED ASTM D-1946

File Name:	**9072804a**	**Date of Collection: NA**	
Dil. Factor:	**1.00**	**Date of Analysis: 7/28/12 09:36 AM**	

Compound	Rpt. Limit (%)	Amount (%)
Oxygen	0.10	0.0071 J
Nitrogen	0.10	0.072 J
Carbon Monoxide	0.010	Not Detected
Methane	0.00010	Not Detected
Carbon Dioxide	0.010	Not Detected
Ethane	0.0010	Not Detected
Ethene	0.0010	Not Detected

J = Estimated value.

Container Type: NA - Not Applicable

eurofins | Air Toxics

Client Sample ID: Lab Blank

Lab ID#: 1207566D-12B

NATURAL GAS ANALYSIS BY MODIFIED ASTM D-1946

File Name:	**9072803b**	**Date of Collection: NA**	
Dil. Factor:	**1.00**	**Date of Analysis: 7/28/12 09:14 AM**	

Compound	Rpt. Limit (%)	Amount (%)
Helium	0.050	Not Detected

Container Type: NA - Not Applicable

eurofins

Air Toxics

Client Sample ID: LCS

Lab ID#: 1207566D-13A

NATURAL GAS ANALYSIS BY MODIFIED ASTM D-1946

File Name:	**9072802**	**Date of Collection: NA**	
Dil. Factor:	**1.00**	**Date of Analysis: 7/28/12 08:52 AM**	

Compound	%Recovery
Oxygen	100
Nitrogen	100
Carbon Monoxide	99
Methane	98
Carbon Dioxide	99
Ethane	99
Ethene	96
Helium	101

Container Type: NA - Not Applicable

eurofins | Air Toxics

Client Sample ID: LCSD

Lab ID#: 1207566D-13AA

NATURAL GAS ANALYSIS BY MODIFIED ASTM D-1946

File Name:	**9072827**	**Date of Collection: NA**	
Dil. Factor:	**1.00**	**Date of Analysis: 7/28/12 07:13 PM**	

Compound	%Recovery
Oxygen	102
Nitrogen	100
Carbon Monoxide	96
Methane	98
Carbon Dioxide	100
Ethane	99
Ethene	96
Helium	102

Container Type: NA - Not Applicable

1207566

Shell Oil Products Chain Of Custody Record

URS

Air Toxics LTD.
Project Name: Roxana Soil Vapor
Project # 21562735.00013

Lab Vendor #

Please Check Appropriate Box:
☑ ENV. SERVICES ☐ MOTIVA RETAIL ☐ SHELL RETAIL
☐ MOTIVA SD&CM ☐ CONSULTANT ☐ LUBES
☐ SHELL PIPELINE ☐ OTHER

Print Bill To Contact Name: Robert Mooshegian

PO #

INCIDENT # (ENV SERVICES): 9 7 2 1 6 6 4 0

SAP #: 3 4 0 0 6 1

☐ CHECK IF NO INCIDENT # APPLIES

DATE 07/25/12

PAGE 1 of 2

SAMPLING COMPANY: URS CORPORATION

LOG CODE:

SITE ADDRESS: Street and City: 900 SOUTH CENTRAL AVE -- ROXANA

State: IL

GLOBAL ID NO:

ADDRESS: 1001 HIGHLANDS PLAZA DRIVE WEST - SUITE 300 ST LOUIS, MO 63110

SITE DELIVERABLE TO (Name, Company, Office Location): Elizabeth Kunkel, URS, St. Louis

PHONE NO: 314-743-4179

E-MAIL: Elizabeth_Kunkel@URSCorp.com

CONSULTANT PROJECT NAME: Roxana Soil Vapor

Laboratory Address: Air Toxics LTD 180 Blue Ravine Road, Suite B, Folsom, CA 95630-4719

M Currier, C Williams C Kretzer, M Mittermeyer, J Jackson, D Mattingly I Rathnow

TELEPHONE:

FAX: 314-429-0462

Bill To Contact E-MAIL: Robert.Mooshegian@urs.com

TURNAROUND TIME (CALENDAR DAYS): ☑ STANDARD (14 DAY) ☐ 5 DAYS ☐ 3 DAYS ☐ 2 DAYS ☐ 24 HOURS ☐ RESULTS NEEDED ON WEEKEND

☐ LA RWQCB REPORT FORMAT ☑ UST AGENCY

DELIVERABLES: ☐ LEVEL 1 ☐ LEVEL 2 ☐ LEVEL 3 ☑ LEVEL 4 ☐ OTHER (SPECIFY)

☑ SHELL CONTRACT RATE APPLIES
☐ STATE REIMBURSEMENT RATE APPLIES
☐ EDD NOT NEEDED
☑ RECEIPT VERIFICATION REQUESTED

REQUESTED ANALYSIS

Turn Around Time: ☑ Normal ☐ Rush Specify

Lab Use Only
Pressurized by:
Date:
Pressurization Gas: N_2 He

LAB USE ONLY	Field Sample Identification	SAMPLING DATE	SAMPLING TIME	Canister Number	Conister Pressure/Vacuum Initial	Final	Receipt	Final (psi)	Modified TO-15 + Butane & Isopentane	ASTM D-1946 + Helium	ASTM D-1946
01A	VMP-1-23 5-071612	07/16/12	1115-1152	882	-30	-9			X	X	
02A	VMP-3-31.5-072312	07/23/12	0927-1000	37745	-29	-7			X	X	
03A	VMP-4-23 5-072312	07/23/12	1051-1121	36424	-27.5	-8			X	X	
04A	VMP-4-39-072312	07/23/12	0958-1029	36478	-29.5	-9			X	X	
05A	VMP-11-38-072312	07/23/12	1442-1512	31800	-30	-8.5			X	X	
06A	VMP-13-29 5-071912	07/19/12	1568-1643	12361	-29	-9			X	X	
07A	VMP-14-11 5-072512	07/25/12	0854-0927	37360	-29.5	-8.5			X	X	
08A	VMP-14-20-072512	07/25/12	0943-1015	37363	-28	-7.5			X	X	
09A	VMP-14-29-072512	07/25/12	1030-1101	3020	29.5	7.5			X	X	
10A	VMP-32-30-072012	07/20/12	1207-1239	2074	30	-8.5			X	X	

ADDITIONAL NOTES:

- 14 day hold time
- Report results between MDL and RL
- Level IV ECVP

Relinquished by (Signature)	Received by (Signature)	Date	Time
[signature]	FEDEX	7/25/12	1700
	[signature] 7.26.12 1130		

Fed2A

CUSTODY SEAL INTACT?
Y/N NO: NS

1207566

Shell Oil Products Chain Of Custody Record

URS

Air Toxics LTD.
Project Name: Roxana Soil Vapor
Project # 21562735.00013

Lab Vendor #

Please Check Appropriate Box:
☑ ENV SERVICES ☐ MOTIVA RETAIL ☐ SHELL RETAIL
☐ MOTIVA SD&CM ☐ CONSULTANT ☐ LUBES
☐ SHELL PIPELINE ☐ OTHER

Print Bill To Contact Name: Roben Mooshegian

PO #

INCIDENT # (ENV SERVICES): 9 7 2 1 6 6 4 0

SAP #: 3 4 0 0 6 1

☐ CHECK IF NO INCIDENT # APPLIES

DATE: 07/25/12

PAGE 2 of 2

SAMPLING COMPANY: URS CORPORATION

LOG CODE:

SITE ADDRESS: Street and City: 900 SOUTH CENTRAL AVE – ROXANA

State: IL

GLOBAL ID NO:

ADDRESS: 1001 HIGHLANDS PLAZA DRIVE WEST SUITE 300, ST LOUIS, MO 63110

PROJECT CONTACT: Elizabeth Kunkel, URS, St. Louis

PHONE NO: 314-743-4179

E-MAIL: Elizabeth_Kunkel@URSCorp.com

CONSULTANT PROJECT NAME: Roxana Soil Vapor

M Currier, C Williams, C Kretzer, M. Mittermeyer, J Jackson, D Mattingly, L. Rathnow

Laboratory Address: Air Toxics, LTD 180 Blue Ravine Road, Suite B Folsom CA 95630-4719

TELEPHONE:

FAX: 314-429-0462

RP To Contact E-MAIL: Robert.Mooshegian@urs.com

TURNAROUND TIME (CALENDAR DAYS): ☑ STANDARD (14 DAY) ☐ 5 DAYS ☐ 3 DAYS ☐ 2 DAYS ☐ 24 HOURS ☐ RESULTS NEEDED ON WEEKEND

☐ EA PWCCB REPORT FORMAT ☑ UST AGENCY

DELIVERABLES: ☐ LEVEL 1 ☐ LEVEL 2 ☐ LEVEL 3 ☑ LEVEL 4 ☐ OTHER (SPECIFY)

☑ SHELL CONTRACT RATE APPLIES
☐ STATE REIMBURSEMENT RATE APPLIES
☐ EDD NOT NEEDED
☑ RECEIPT VERIFICATION REQUESTED

REQUESTED ANALYSIS

Turn Around Time: ☑ Normal ☐ Rush Specify

Lab Use Only
Pressurized by:
Date:
Pressurization Gas: N_2 He

LAB USE ONLY	Field Sample Identification	SAMPLING DATE	SAMPLING TIME	Canister Number	Canister Pressure/Vacuum Initial	Final	Receipt	Final (psi)	Modified TO-15 + Butane & Isopentane	ASTM D-1946 + Helium	ASTM D-1946
11A	VMP-44-10-072012	07/20/12	1253-1328	37405	-29.5	-7.5			X	X	
12B	VMP-45-30-071912	07/19/12	1224-1302	8005	29.5	-9			X	X	

7/25/12

ADDITIONAL NOTES:
- 14 day hold time
- Report results between MDL and RL
- Level IV ECVP

Relinquished by (Signature)	Received by (Signature)	Date	Time
[signature]	FEDEX	7/25/12	1700
	[signature] AM 22612 1130		

05/2/08 Revision

CUSTODY SEAL INTACT? Y N NO.
FEDEX

Roxana Soil Vapor Quarterly – 3rd Quarter 2012 Data Review

Laboratory SDG: 1207616A,B,C,D

Data Reviewer: Melissa Mansker

Peer Reviewer: Elizabeth Kunkel

Date Reviewed: 8/28/2012

Guidance: USEPA National Functional Guidelines for Superfund Organic Methods Data Review 2008

Sample Identification	Sample Identification
VMP-12-25-072712	VMP-12-25-072712-Dup
VMP-12-39-072612	VMP-15-21.5-072512
VMP-25-21-072612	VMP-44-20-072512
VMP-44-30-072512	VMP-44-30-072512-Dup

1.0 Data Package Completeness

Were all items delivered as specified in the QAPP and COC as appropriate?

Yes

2.0 Laboratory Case Narrative \ Cooler Receipt Form

Were problems noted in the laboratory case narrative or cooler receipt form?

Yes, the laboratory case narrative indicated samples VMP-12-25-072712, VMP-12-25-072712-Dup, VMP-12-39-072612, VMP-15-21.5-072512, VMP-25-21-072612, and VMP-44-20-072512 were diluted due to high levels of target analytes. Samples VMP-25-21-072612 and VMP-44-20-072512 were diluted and re-analyzed to bring the highest level target analytes within the calibration range of the instrument. Results for the highest level target analytes were reported from the re-analysis diluted runs and the remaining compounds were reported from the original analyses. CCV percent recoveries were above evaluation criteria. The TO-15 surrogate recovery for 1,2-dichloroethane-d_4 was outside evaluation criteria in the original analysis of sample VMP-44-20-072512. Although not indicated in the laboratory case narrative, analytes were detected in the method blank. Isopentane was qualified due to field duplicate RPD outside evaluation criteria in field duplicate pair VMP-12-25-072712/VMP-12-25-072712-Dup. These issues are addressed further in the appropriate sections below.

No issues or discrepancies were noted in the cooler receipt form.

3.0 Holding Times

Were samples extracted/analyzed within applicable limits?

Yes

4.0 Blank Contamination

Were any analytes detected in the Blanks?

Yes

Blank ID	Parameter	Analyte	Concentration/ Amount
1207616A-06A	TO-15	Ethanol	6.1 ppbv / 11 µg/m^3
1207616A-06A	TO-15	2-Propanol	1.2 ppbv / 3.0 µg/m^3
1207616B-06A	Natural gases	Oxygen	0.0096%
1207616B-06A	Natural gases	Nitrogen	0.080%
1207616C-09A	TO-15	Ethanol	5.7 ppbv / 11 µg/m^3
1207616D-09A	Natural gases	Oxygen	0.0096%
1207616D-09A	Natural gases	Nitrogen	0.080%

Analytical data that were reported non-detect or at concentrations greater than five times (5X) the associated blank concentration did not require qualification. No qualification was required.

5.0 Laboratory Control Sample

Were LCS recoveries within evaluation criteria?

Yes

6.0 Surrogate Recoveries

Were surrogate recoveries within evaluation criteria?

No

Sample ID	Parameter	Surrogate	Recovery	Criteria
VMP-44-20-072512 (Original Analysis)	TO-15	1,2-Dichloroethane-d_4	**138**	70-130

Analytical data that required qualification based on surrogate data are included in the table below. Analytical data which were reported as non-detect and associated with surrogate recoveries above evaluation criteria, indicating a possible high bias, did not require qualification.

Field ID	Parameter	Analyte	Qualification
VMP-44-20-072512	TO-15	Carbon disulfide	**J**
VMP-44-20-072512	TO-15	Hexane	**J**
VMP-44-20-072512	TO-15	Cyclohexane	**J**
VMP-44-20-072512	TO-15	2,2,4-Trimethylpentane	**J**
VMP-44-20-072512	TO-15	Benzene	**J**
VMP-44-20-072512	TO-15	Heptane	**J**
VMP-44-20-072512	TO-15	Toluene	**J**
VMP-44-20-072512	TO-15	Butane	**J**

7.0 Matrix Spike and Matrix Spike Duplicate Recoveries

Were MS/MSD samples analyzed as part of this SDG?

MS/MSD samples are not applicable for vapor samples, due to the inability to spike the samples.

8.0 Laboratory Duplicate Results

Were laboratory duplicate samples collected as part of this SDG?

No

9.0 Field Duplicate Results

Were field duplicate samples collected as part of this SDG?

Yes

Field ID	Field Duplicate ID
VMP-12-25-072712	VMP-12-25-072712-Dup
VMP-44-30-072512	VMP-44-30-072512-Dup

Were field duplicate sample RPDs within evaluation criteria?

No

Field ID	Field Duplicate ID	Parameter	Analyte	RPD	Qualification
VMP-12-25-072712	VMP-12-25-072712-Dup	TO-15	Isopentane	**25**	**J/J**

10.0 Sample Dilutions

For samples that were diluted and nondetect, were undiluted results also reported?

Not applicable; analytes were detected in samples that were diluted.

11.0 Additional Qualifications

Were additional qualifications applied?

Yes, the CCV percent recovery for ethanol was outside evaluation criteria as summarized in the table below.

CCV ID	Parameter	Analyte	CCV Recovery	CCV Criteria
1207616A-07A	TO-15	Ethanol	**136**	70-130
1207616A-07A	TO-15	Hexachlorobutadiene	**134**	70-130
1207616C-10A	TO-15	Ethanol	**133**	70-130
1207616C-10B	TO-15	Ethanol	**132**	70-130

Analytical data which were reported as non-detect and associated with CCV recoveries above evaluation criteria, indicating a possible high bias, did not require qualification. Data requiring qualification based on CCV recoveries are summarized in the following table.

Sample ID	Parameter	Analyte	Qualification
VMP-44-30-072512	TO-15	Ethanol	**J**
VMP-44-30-072512-Dup	TO-15	Ethanol	**J**

eurofins | Air Toxics

8/13/2012
Ms. Elizabeth Kunkel
URS Corporation
1001 Highlands Plaza Dr. West
Suite 300
St. Louis MO 63110

Project Name: Roxana Soil Vapor
Project #: 21562735.00013
Workorder #: 1207616A

Dear Ms. Elizabeth Kunkel

The following report includes the data for the above referenced project for sample(s) received on 7/28/2012 at Air Toxics Ltd.

The data and associated QC analyzed by Modified TO-15 are compliant with the project requirements or laboratory criteria with the exception of the deviations noted in the attached case narrative.

Thank you for choosing Air Toxics Ltd. for your air analysis needs. Air Toxics Ltd. is committed to providing accurate data of the highest quality. Please feel free to contact the Project Manager: Kelly Buettner at 916-985-1000 if you have any questions regarding the data in this report.

Regards,

Kelly Buettner

Project Manager

Reviewed on 8/28/12

eurofins | Air Toxics

WORK ORDER #: 1207616A

Work Order Summary

CLIENT:	Ms. Elizabeth Kunkel URS Corporation 1001 Highlands Plaza Dr. West Suite 300 St. Louis, MO 63110	**BILL TO:**	Accounts Payable Austin URS Corporation P.O. BOX 203970 Austin, TX 78720-1088
PHONE:	314-743-4179	**P.O. #**	21562735.00013
FAX:		**PROJECT #**	21562735.00013 Roxana Soil Vapor
DATE RECEIVED:	07/28/2012	**CONTACT:**	Kelly Buettner
DATE COMPLETED:	08/13/2012		

FRACTION #	NAME	TEST	RECEIPT VAC./PRES.	FINAL PRESSURE
01A	VMP-12-25-072712	Modified TO-15	10.0 "Hg	5 psi
02A	VMP-12-25-072712-Dup	Modified TO-15	10.0 "Hg	5 psi
03A	VMP-12-39-072612	Modified TO-15	10.0 "Hg	5 psi
04A	VMP-15-21.5-072512	Modified TO-15	11.0 "Hg	5 psi
05A	VMP-25-21-072612	Modified TO-15	10.0 "Hg	5 psi
05B	VMP-25-21-072612	Modified TO-15	10.0 "Hg	5 psi
06A	Lab Blank	Modified TO-15	NA	NA
07A	CCV	Modified TO-15	NA	NA
08A	LCS	Modified TO-15	NA	NA
08AA	LCSD	Modified TO-15	NA	NA

CERTIFIED BY: Heidi Hayes DATE: 08/13/12

Technical Director

Certification numbers: AZ Licensure AZ0775, CA NELAP - 12282CA, NY NELAP - 11291,
TX NELAP - T104704434-12-5, UT NELAP CA009332012-3, WA NELAP - C935
Name of Accrediting Agency: NELAP/ORELAP (Oregon Environmental Laboratory Accreditation Program)
Accreditation number: CA300005, Effective date: 10/18/2011, Expiration date: 10/17/2012.
Eurofins Air Toxics Ltd. certifies that the test results contained in this report meet all requirements of the NELAC standards

This report shall not be reproduced, except in full, without the written approval of Eurofins | Air Toxics, Inc

180 BLUE RAVINE ROAD, SUITE B FOLSOM, CA - 95630
(916) 985-1000 . (800) 985-5955 . FAX (916) 985-1020

LABORATORY NARRATIVE
EPA Method TO-15
URS Corporation
Workorder# 1207616A

Five 1 Liter Summa Canister samples were received on July 28, 2012. The laboratory performed analysis via EPA Method TO-15 using GC/MS in the full scan mode.

This workorder was independently validated prior to submittal using 'USEPA National Functional Guidelines' as generally applied to the analysis of volatile organic compounds in air. A rules-based, logic driven, independent validation engine was employed to assess completeness, evaluate pass/fail of relevant project quality control requirements and verification of all quantified amounts.

Receiving Notes

There were no receiving discrepancies.

Analytical Notes

As per client project requirements, the laboratory has reported estimated values for target compound hits that are below the Reporting Limit but greater than the Method Detection Limit. Concentrations that are below the level at which the canister was certified may be false positives.

Dilution was performed on all of the samples due to the presence of high level target species.

Due to high-level target compounds, sample VMP-25-21-072612 was analyzed twice. In the "A" fraction, the sample was diluted to bring the highest-level compounds within the calibration range. The "B" fraction is also reported by client request and may be reported with "E" flags indicating the compound exceeds the calibration range. Both runs and associated QC are reported.

All Quality Control Limit exceedances and affected sample results are noted by flags. Each flag is defined at the bottom of this Case Narrative and on each Sample Result Summary page. Target compound non-detects in the samples that are associated with high bias in QC analyses have not been flagged.

Definition of Data Qualifying Flags

Eight qualifiers may have been used on the data analysis sheets and indicates as follows:

B - Compound present in laboratory blank greater than reporting limit (background subtraction not performed).

J - Estimated value.

E - Exceeds instrument calibration range.

S - Saturated peak.

Q - Exceeds quality control limits.

U - Compound analyzed for but not detected above the reporting limit.

UJ- Non-detected compound associated with low bias in the CCV and/or LCS.

N - The identification is based on presumptive evidence.

File extensions may have been used on the data analysis sheets and indicates as follows:

a-File was requantified

b-File was quantified by a second column and detector
r1-File was requantified for the purpose of reissue

eurofins

Air Toxics

Summary of Detected Compounds
EPA METHOD TO-15 GC/MS

Client Sample ID: VMP-12-25-072712

Lab ID#: 1207616A-01A

Compound	Rpt. Limit (ppbv)	Amount (ppbv)	Rpt. Limit (ug/m3)	Amount (ug/m3)
Methylene Chloride	1000	290 J	3500	1000 J
Cyclohexane	1000	17000	3400	59000
2,2,4-Trimethylpentane	1000	97000	4700	450000
Benzene	1000	7600	3200	24000
Butane	4000	12000	9600	28000
Isopentane	4000	480000 J	12000	1400000 J

Client Sample ID: VMP-12-25-072712-Dup

Lab ID#: 1207616A-02A

Compound	Rpt. Limit (ppbv)	Amount (ppbv)	Rpt. Limit (ug/m3)	Amount (ug/m3)
Methylene Chloride	1000	140 J	3500	490 J
Cyclohexane	1000	21000	3400	73000
2,2,4-Trimethylpentane	1000	120000	4700	540000
Benzene	1000	9300	3200	30000
Butane	4000	14000	9600	34000
Isopentane	4000	590000 J	12000	1800000 J

Client Sample ID: VMP-12-39-072612

Lab ID#: 1207616A-03A

Compound	Rpt. Limit (ppbv)	Amount (ppbv)	Rpt. Limit (ug/m3)	Amount (ug/m3)
2-Propanol	8000	660 J	20000	1600 J
Carbon Disulfide	2000	370 J	6200	1100 J
Methylene Chloride	2000	790 J	7000	2700 J
Hexane	2000	68000	7100	240000
Cyclohexane	2000	32000	6900	110000
2,2,4-Trimethylpentane	2000	220000	9400	1000000
Benzene	2000	970000	6400	3100000
Heptane	2000	6400	8200	26000
Toluene	2000	300 J	7600	1100 J
Butane	8000	240000	19000	580000
Isopentane	8000	1800000	24000	5400000

eurofins | Air Toxics

Summary of Detected Compounds
EPA METHOD TO-15 GC/MS

Client Sample ID: VMP-12-39-072612

Lab ID#: 1207616A-03A

Client Sample ID: VMP-15-21.5-072512

Lab ID#: 1207616A-04A

Compound	Rpt. Limit (ppbv)	Amount (ppbv)	Rpt. Limit (ug/m3)	Amount (ug/m3)
Acetone	530	79 J	1200	190 J
2-Propanol	530	48 J	1300	120 J
Methylene Chloride	130	90 J	460	310 J
Hexane	130	28 J	470	97 J
Cyclohexane	130	160	460	530
2,2,4-Trimethylpentane	130	57000	620	260000
Benzene	130	80 J	420	250 J
Toluene	130	37 J	500	140 J
Butane	530	110 J	1200	260 J
Isopentane	530	1400	1600	4200

Client Sample ID: VMP-25-21-072612

Lab ID#: 1207616A-05A

*Use this data only. All other data was reported from the 1260x dilution analysis.

DF = 2510

Compound	Rpt. Limit (ppbv)	Amount (ppbv)	Rpt. Limit (ug/m3)	Amount (ug/m3)
Acetone	50000	13000 J	120000	30000 J
Carbon Disulfide	12000	1200 J	39000	3600 J
Methylene Chloride	12000	5000 J	44000	17000 J
Hexane	12000	560000	44000	2000000
Cyclohexane	12000	360000	43000	1200000
Benzene	12000	15000	40000	49000
Heptane	12000	78000	51000	320000
Toluene	12000	610 J	47000	2300 J
Butane	50000	5900000	120000	14000000
* Isopentane	50000	7400000	150000	22000000

Client Sample ID: VMP-25-21-072612

Lab ID#: 1207616A-05B

eurofins

Air Toxics

Summary of Detected Compounds
EPA METHOD TO-15 GC/MS

Client Sample ID: VMP-25-21-072612 * Do not use this data. Use all other data.

Lab ID#: 1207616A-05B

DF = 1260

Compound	Rpt. Limit (ppbv)	Amount (ppbv)	Rpt. Limit (ug/m3)	Amount (ug/m3)
Carbon Disulfide	6300	970 J	20000	3000 J
Methylene Chloride	6300	2500 J	22000	8600 J
Hexane	6300	620000	22000	2200000
Cyclohexane	6300	410000	22000	1400000
Benzene	6300	15000	20000	48000
Heptane	6300	80000	26000	330000
Toluene	6300	640 J	24000	2400 J
Butane	25000	6200000	60000	15000000
~~Isopentane~~	~~25000~~	~~8100000 E~~	~~74000~~	~~24000000 E~~

eurofins | Air Toxics

Client Sample ID: VMP-12-25-072712

Lab ID#: 1207616A-01A

EPA METHOD TO-15 GC/MS

File Name:	**14080216**	**Date of Collection:**	**7/27/12 10:40:00 AM**
Dil. Factor:	**201**	**Date of Analysis:**	**8/2/12 05:47 PM**

Compound	Rpt. Limit (ppbv)	Amount (ppbv)	Rpt. Limit (ug/m3)	Amount (ug/m3)
Freon 12	1000	Not Detected	5000	Not Detected
Freon 114	1000	Not Detected	7000	Not Detected
Chloromethane	4000	Not Detected	8300	Not Detected
Vinyl Chloride	1000	Not Detected	2600	Not Detected
1,3-Butadiene	1000	Not Detected	2200	Not Detected
Bromomethane	1000	Not Detected	3900	Not Detected
Chloroethane	4000	Not Detected	11000	Not Detected
Freon 11	1000	Not Detected	5600	Not Detected
Ethanol	4000	Not Detected	7600	Not Detected
Freon 113	1000	Not Detected	7700	Not Detected
1,1-Dichloroethene	1000	Not Detected	4000	Not Detected
Acetone	4000	Not Detected	9500	Not Detected
2-Propanol	4000	Not Detected	9900	Not Detected
Carbon Disulfide	1000	Not Detected	3100	Not Detected
3-Chloropropene	4000	Not Detected	12000	Not Detected
Methylene Chloride	1000	290 J	3500	1000 J
Methyl tert-butyl ether	1000	Not Detected	3600	Not Detected
trans-1,2-Dichloroethene	1000	Not Detected	4000	Not Detected
Hexane	1000	Not Detected	3500	Not Detected
1,1-Dichloroethane	1000	Not Detected	4100	Not Detected
2-Butanone (Methyl Ethyl Ketone)	4000	Not Detected	12000	Not Detected
cis-1,2-Dichloroethene	1000	Not Detected	4000	Not Detected
Tetrahydrofuran	1000	Not Detected	3000	Not Detected
Chloroform	1000	Not Detected	4900	Not Detected
1,1,1-Trichloroethane	1000	Not Detected	5500	Not Detected
Cyclohexane	1000	17000	3400	59000
Carbon Tetrachloride	1000	Not Detected	6300	Not Detected
2,2,4-Trimethylpentane	1000	97000	4700	450000
Benzene	1000	7600	3200	24000
1,2-Dichloroethane	1000	Not Detected	4100	Not Detected
Heptane	1000	Not Detected	4100	Not Detected
Trichloroethene	1000	Not Detected	5400	Not Detected
1,2-Dichloropropane	1000	Not Detected	4600	Not Detected
1,4-Dioxane	4000	Not Detected	14000	Not Detected
Bromodichloromethane	1000	Not Detected	6700	Not Detected
cis-1,3-Dichloropropene	1000	Not Detected	4600	Not Detected
4-Methyl-2-pentanone	1000	Not Detected	4100	Not Detected
Toluene	1000	Not Detected	3800	Not Detected
trans-1,3-Dichloropropene	1000	Not Detected	4600	Not Detected
1,1,2-Trichloroethane	1000	Not Detected	5500	Not Detected
Tetrachloroethene	1000	Not Detected	6800	Not Detected
2-Hexanone	4000	Not Detected	16000	Not Detected

eurofins

Air Toxics

Client Sample ID: VMP-12-25-072712

Lab ID#: 1207616A-01A

EPA METHOD TO-15 GC/MS

File Name:	**14080216**	**Date of Collection: 7/27/12 10:40:00 AM**	
Dil. Factor:	**201**	**Date of Analysis: 8/2/12 05:47 PM**	

Compound	Rpt. Limit (ppbv)	Amount (ppbv)	Rpt. Limit (ug/m3)	Amount (ug/m3)
Dibromochloromethane	1000	Not Detected	8600	Not Detected
1,2-Dibromoethane (EDB)	1000	Not Detected	7700	Not Detected
Chlorobenzene	1000	Not Detected	4600	Not Detected
Ethyl Benzene	1000	Not Detected	4400	Not Detected
m,p-Xylene	1000	Not Detected	4400	Not Detected
o-Xylene	1000	Not Detected	4400	Not Detected
Styrene	1000	Not Detected	4300	Not Detected
Bromoform	1000	Not Detected	10000	Not Detected
Cumene	1000	Not Detected	4900	Not Detected
1,1,2,2-Tetrachloroethane	1000	Not Detected	6900	Not Detected
Propylbenzene	1000	Not Detected	4900	Not Detected
4-Ethyltoluene	1000	Not Detected	4900	Not Detected
1,3,5-Trimethylbenzene	1000	Not Detected	4900	Not Detected
1,2,4-Trimethylbenzene	1000	Not Detected	4900	Not Detected
1,3-Dichlorobenzene	1000	Not Detected	6000	Not Detected
1,4-Dichlorobenzene	1000	Not Detected	6000	Not Detected
alpha-Chlorotoluene	1000	Not Detected	5200	Not Detected
1,2-Dichlorobenzene	1000	Not Detected	6000	Not Detected
1,2,4-Trichlorobenzene	4000	Not Detected	30000	Not Detected
Hexachlorobutadiene	4000	Not Detected	43000	Not Detected
Butane	4000	12000	9600	28000
Isopentane	4000	480000 J	12000	1400000 J

J = Estimated value.

Container Type: 1 Liter Summa Canister

Surrogates	%Recovery	Method Limits
1,2-Dichloroethane-d4	118	70-130
Toluene-d8	104	70-130
4-Bromofluorobenzene	93	70-130

eurofins | Air Toxics

Client Sample ID: VMP-12-25-072712-Dup

Lab ID#: 1207616A-02A

EPA METHOD TO-15 GC/MS

File Name:	**14080217**	**Date of Collection:**	**7/27/12 10:40:00 AM**
Dil. Factor:	**201**	**Date of Analysis:**	**8/2/12 06:10 PM**

Compound	Rpt. Limit (ppbv)	Amount (ppbv)	Rpt. Limit (ug/m3)	Amount (ug/m3)
Freon 12	1000	Not Detected	5000	Not Detected
Freon 114	1000	Not Detected	7000	Not Detected
Chloromethane	4000	Not Detected	8300	Not Detected
Vinyl Chloride	1000	Not Detected	2600	Not Detected
1,3-Butadiene	1000	Not Detected	2200	Not Detected
Bromomethane	1000	Not Detected	3900	Not Detected
Chloroethane	4000	Not Detected	11000	Not Detected
Freon 11	1000	Not Detected	5600	Not Detected
Ethanol	4000	Not Detected	7600	Not Detected
Freon 113	1000	Not Detected	7700	Not Detected
1,1-Dichloroethene	1000	Not Detected	4000	Not Detected
Acetone	4000	Not Detected	9500	Not Detected
2-Propanol	4000	Not Detected	9900	Not Detected
Carbon Disulfide	1000	Not Detected	3100	Not Detected
3-Chloropropene	4000	Not Detected	12000	Not Detected
Methylene Chloride	1000	140 J	3500	490 J
Methyl tert-butyl ether	1000	Not Detected	3600	Not Detected
trans-1,2-Dichloroethene	1000	Not Detected	4000	Not Detected
Hexane	1000	Not Detected	3500	Not Detected
1,1-Dichloroethane	1000	Not Detected	4100	Not Detected
2-Butanone (Methyl Ethyl Ketone)	4000	Not Detected	12000	Not Detected
cis-1,2-Dichloroethene	1000	Not Detected	4000	Not Detected
Tetrahydrofuran	1000	Not Detected	3000	Not Detected
Chloroform	1000	Not Detected	4900	Not Detected
1,1,1-Trichloroethane	1000	Not Detected	5500	Not Detected
Cyclohexane	1000	21000	3400	73000
Carbon Tetrachloride	1000	Not Detected	6300	Not Detected
2,2,4-Trimethylpentane	1000	120000	4700	540000
Benzene	1000	9300	3200	30000
1,2-Dichloroethane	1000	Not Detected	4100	Not Detected
Heptane	1000	Not Detected	4100	Not Detected
Trichloroethene	1000	Not Detected	5400	Not Detected
1,2-Dichloropropane	1000	Not Detected	4600	Not Detected
1,4-Dioxane	4000	Not Detected	14000	Not Detected
Bromodichloromethane	1000	Not Detected	6700	Not Detected
cis-1,3-Dichloropropene	1000	Not Detected	4600	Not Detected
4-Methyl-2-pentanone	1000	Not Detected	4100	Not Detected
Toluene	1000	Not Detected	3800	Not Detected
trans-1,3-Dichloropropene	1000	Not Detected	4600	Not Detected
1,1,2-Trichloroethane	1000	Not Detected	5500	Not Detected
Tetrachloroethene	1000	Not Detected	6800	Not Detected
2-Hexanone	4000	Not Detected	16000	Not Detected

eurofins

Air Toxics

Client Sample ID: VMP-12-25-072712-Dup

Lab ID#: 1207616A-02A

EPA METHOD TO-15 GC/MS

File Name:	14080217	**Date of Collection:**	7/27/12 10:40:00 AM
Dil. Factor:	201	**Date of Analysis:**	8/2/12 06:10 PM

Compound	Rpt. Limit (ppbv)	Amount (ppbv)	Rpt. Limit (ug/m3)	Amount (ug/m3)
Dibromochloromethane	1000	Not Detected	8600	Not Detected
1,2-Dibromoethane (EDB)	1000	Not Detected	7700	Not Detected
Chlorobenzene	1000	Not Detected	4600	Not Detected
Ethyl Benzene	1000	Not Detected	4400	Not Detected
m,p-Xylene	1000	Not Detected	4400	Not Detected
o-Xylene	1000	Not Detected	4400	Not Detected
Styrene	1000	Not Detected	4300	Not Detected
Bromoform	1000	Not Detected	10000	Not Detected
Cumene	1000	Not Detected	4900	Not Detected
1,1,2,2-Tetrachloroethane	1000	Not Detected	6900	Not Detected
Propylbenzene	1000	Not Detected	4900	Not Detected
4-Ethyltoluene	1000	Not Detected	4900	Not Detected
1,3,5-Trimethylbenzene	1000	Not Detected	4900	Not Detected
1,2,4-Trimethylbenzene	1000	Not Detected	4900	Not Detected
1,3-Dichlorobenzene	1000	Not Detected	6000	Not Detected
1,4-Dichlorobenzene	1000	Not Detected	6000	Not Detected
alpha-Chlorotoluene	1000	Not Detected	5200	Not Detected
1,2-Dichlorobenzene	1000	Not Detected	6000	Not Detected
1,2,4-Trichlorobenzene	4000	Not Detected	30000	Not Detected
Hexachlorobutadiene	4000	Not Detected	43000	Not Detected
Butane	4000	14000	9600	34000
Isopentane	4000	590000 J	12000	1800000 J

J = Estimated value.

Container Type: 1 Liter Summa Canister

Surrogates	%Recovery	Method Limits
1,2-Dichloroethane-d4	118	70-130
Toluene-d8	104	70-130
4-Bromofluorobenzene	95	70-130

eurofins

Air Toxics

Client Sample ID: VMP-12-39-072612

Lab ID#: 1207616A-03A

EPA METHOD TO-15 GC/MS

File Name:	**14080218**	**Date of Collection:**	**7/26/12 5:06:00 PM**
Dil. Factor:	**402**	**Date of Analysis:**	**8/2/12 06:40 PM**

Compound	Rpt. Limit (ppbv)	Amount (ppbv)	Rpt. Limit (ug/m3)	Amount (ug/m3)
Freon 12	2000	Not Detected	9900	Not Detected
Freon 114	2000	Not Detected	14000	Not Detected
Chloromethane	8000	Not Detected	17000	Not Detected
Vinyl Chloride	2000	Not Detected	5100	Not Detected
1,3-Butadiene	2000	Not Detected	4400	Not Detected
Bromomethane	2000	Not Detected	7800	Not Detected
Chloroethane	8000	Not Detected	21000	Not Detected
Freon 11	2000	Not Detected	11000	Not Detected
Ethanol	8000	Not Detected	15000	Not Detected
Freon 113	2000	Not Detected	15000	Not Detected
1,1-Dichloroethene	2000	Not Detected	8000	Not Detected
Acetone	8000	Not Detected	19000	Not Detected
2-Propanol	8000	660 J	20000	1600 J
Carbon Disulfide	2000	370 J	6200	1100 J
3-Chloropropene	8000	Not Detected	25000	Not Detected
Methylene Chloride	2000	790 J	7000	2700 J
Methyl tert-butyl ether	2000	Not Detected	7200	Not Detected
trans-1,2-Dichloroethene	2000	Not Detected	8000	Not Detected
Hexane	2000	68000	7100	240000
1,1-Dichloroethane	2000	Not Detected	8100	Not Detected
2-Butanone (Methyl Ethyl Ketone)	8000	Not Detected	24000	Not Detected
cis-1,2-Dichloroethene	2000	Not Detected	8000	Not Detected
Tetrahydrofuran	2000	Not Detected	5900	Not Detected
Chloroform	2000	Not Detected	9800	Not Detected
1,1,1-Trichloroethane	2000	Not Detected	11000	Not Detected
Cyclohexane	2000	32000	6900	110000
Carbon Tetrachioride	2000	Not Detected	13000	Not Detected
2,2,4-Trimethylpentane	2000	220000	9400	1000000
Benzene	2000	970000	6400	3100000
1,2-Dichloroethane	2000	Not Detected	8100	Not Detected
Heptane	2000	6400	8200	26000
Trichloroethene	2000	Not Detected	11000	Not Detected
1,2-Dichloropropane	2000	Not Detected	9300	Not Detected
1,4-Dioxane	8000	Not Detected	29000	Not Detected
Bromodichloromethane	2000	Not Detected	13000	Not Detected
cis-1,3-Dichloropropene	2000	Not Detected	9100	Not Detected
4-Methyl-2-pentanone	2000	Not Detected	8200	Not Detected
Toluene	2000	300 J	7600	1100 J
trans-1,3-Dichloropropene	2000	Not Detected	9100	Not Detected
1,1,2-Trichloroethane	2000	Not Detected	11000	Not Detected
Tetrachloroethene	2000	Not Detected	14000	Not Detected
2-Hexanone	8000	Not Detected	33000	Not Detected

eurofins | Air Toxics

Client Sample ID: VMP-12-39-072612

Lab ID#: 1207616A-03A

EPA METHOD TO-15 GC/MS

File Name:	14080218	**Date of Collection:**	7/26/12 5:06:00 PM
Dil. Factor:	402	**Date of Analysis:**	8/2/12 06:40 PM

Compound	Rpt. Limit (ppbv)	Amount (ppbv)	Rpt. Limit (ug/m3)	Amount (ug/m3)
Dibromochloromethane	2000	Not Detected	17000	Not Detected
1,2-Dibromoethane (EDB)	2000	Not Detected	15000	Not Detected
Chlorobenzene	2000	Not Detected	9200	Not Detected
Ethyl Benzene	2000	Not Detected	8700	Not Detected
m,p-Xylene	2000	Not Detected	8700	Not Detected
o-Xylene	2000	Not Detected	8700	Not Detected
Styrene	2000	Not Detected	8600	Not Detected
Bromoform	2000	Not Detected	21000	Not Detected
Cumene	2000	Not Detected	9900	Not Detected
1,1,2,2-Tetrachloroethane	2000	Not Detected	14000	Not Detected
Propylbenzene	2000	Not Detected	9900	Not Detected
4-Ethyltoluene	2000	Not Detected	9900	Not Detected
1,3,5-Trimethylbenzene	2000	Not Detected	9900	Not Detected
1,2,4-Trimethylbenzene	2000	Not Detected	9900	Not Detected
1,3-Dichlorobenzene	2000	Not Detected	12000	Not Detected
1,4-Dichlorobenzene	2000	Not Detected	12000	Not Detected
alpha-Chlorotoluene	2000	Not Detected	10000	Not Detected
1,2-Dichlorobenzene	2000	Not Detected	12000	Not Detected
1,2,4-Trichlorobenzene	8000	Not Detected	60000	Not Detected
Hexachlorobutadiene	8000	Not Detected	86000	Not Detected
Butane	8000	240000	19000	580000
Isopentane	8000	1800000	24000	5400000

J = Estimated value.

Container Type: 1 Liter Summa Canister

Surrogates	%Recovery	Method Limits
1,2-Dichloroethane-d4	117	70-130
Toluene-d8	103	70-130
4-Bromofluorobenzene	92	70-130

eurofins | Air Toxics

Client Sample ID: VMP-15-21.5-072512

Lab ID#: 1207616A-04A

EPA METHOD TO-15 GC/MS

File Name:	**14080215**	**Date of Collection:**	**7/25/12 3:38:00 PM**
Dil. Factor:	**26.5**	**Date of Analysis:**	**8/2/12 05:17 PM**

Compound	Rpt. Limit (ppbv)	Amount (ppbv)	Rpt. Limit (ug/m3)	Amount (ug/m3)
Freon 12	130	Not Detected	660	Not Detected
Freon 114	130	Not Detected	930	Not Detected
Chloromethane	530	Not Detected	1100	Not Detected
Vinyl Chloride	130	Not Detected	340	Not Detected
1,3-Butadiene	130	Not Detected	290	Not Detected
Bromomethane	130	Not Detected	510	Not Detected
Chloroethane	530	Not Detected	1400	Not Detected
Freon 11	130	Not Detected	740	Not Detected
Ethanol	530	Not Detected	1000	Not Detected
Freon 113	130	Not Detected	1000	Not Detected
1,1-Dichloroethene	130	Not Detected	520	Not Detected
Acetone	530	79 J	1200	190 J
2-Propanol	530	48 J	1300	120 J
Carbon Disulfide	130	Not Detected	410	Not Detected
3-Chloropropene	530	Not Detected	1600	Not Detected
Methylene Chloride	130	90 J	460	310 J
Methyl tert-butyl ether	130	Not Detected	480	Not Detected
trans-1,2-Dichloroethene	130	Not Detected	520	Not Detected
Hexane	130	28 J	470	97 J
1,1-Dichloroethane	130	Not Detected	540	Not Detected
2-Butanone (Methyl Ethyl Ketone)	530	Not Detected	1600	Not Detected
cis-1,2-Dichloroethene	130	Not Detected	520	Not Detected
Tetrahydrofuran	130	Not Detected	390	Not Detected
Chloroform	130	Not Detected	650	Not Detected
1,1,1-Trichloroethane	130	Not Detected	720	Not Detected
Cyclohexane	130	160	460	530
Carbon Tetrachloride	130	Not Detected	830	Not Detected
2,2,4-Trimethylpentane	130	57000	620	260000
Benzene	130	80 J	420	250 J
1,2-Dichloroethane	130	Not Detected	540	Not Detected
Heptane	130	Not Detected	540	Not Detected
Trichloroethene	130	Not Detected	710	Not Detected
1,2-Dichloropropane	130	Not Detected	610	Not Detected
1,4-Dioxane	530	Not Detected	1900	Not Detected
Bromodichloromethane	130	Not Detected	890	Not Detected
cis-1,3-Dichloropropene	130	Not Detected	600	Not Detected
4-Methyl-2-pentanone	130	Not Detected	540	Not Detected
Toluene	130	37 J	500	140 J
trans-1,3-Dichloropropene	130	Not Detected	600	Not Detected
1,1,2-Trichloroethane	130	Not Detected	720	Not Detected
Tetrachloroethene	130	Not Detected	900	Not Detected
2-Hexanone	530	Not Detected	2200	Not Detected

eurofins | Air Toxics

Client Sample ID: VMP-15-21.5-072512

Lab ID#: 1207616A-04A

EPA METHOD TO-15 GC/MS

File Name:	**14080215**	**Date of Collection: 7/25/12 3:38:00 PM**	
Dil. Factor:	**26.5**	**Date of Analysis: 8/2/12 05:17 PM**	

Compound	Rpt. Limit (ppbv)	Amount (ppbv)	Rpt. Limit (ug/m3)	Amount (ug/m3)
Dibromochloromethane	130	Not Detected	1100	Not Detected
1,2-Dibromoethane (EDB)	130	Not Detected	1000	Not Detected
Chlorobenzene	130	Not Detected	610	Not Detected
Ethyl Benzene	130	Not Detected	580	Not Detected
m,p-Xylene	130	Not Detected	580	Not Detected
o-Xylene	130	Not Detected	580	Not Detected
Styrene	130	Not Detected	560	Not Detected
Bromoform	130	Not Detected	1400	Not Detected
Cumene	130	Not Detected	650	Not Detected
1,1,2,2-Tetrachloroethane	130	Not Detected	910	Not Detected
Propylbenzene	130	Not Detected	650	Not Detected
4-Ethyltoluene	130	Not Detected	650	Not Detected
1,3,5-Trimethylbenzene	130	Not Detected	650	Not Detected
1,2,4-Trimethylbenzene	130	Not Detected	650	Not Detected
1,3-Dichlorobenzene	130	Not Detected	800	Not Detected
1,4-Dichlorobenzene	130	Not Detected	800	Not Detected
alpha-Chlorotoluene	130	Not Detected	680	Not Detected
1,2-Dichlorobenzene	130	Not Detected	800	Not Detected
1,2,4-Trichlorobenzene	530	Not Detected	3900	Not Detected
Hexachlorobutadiene	530	Not Detected	5600	Not Detected
Butane	530	110 J	1200	260 J
Isopentane	530	1400	1600	4200

J = Estimated value.

Container Type: 1 Liter Summa Canister

Surrogates	%Recovery	Method Limits
1,2-Dichloroethane-d4	125	70-130
Toluene-d8	105	70-130
4-Bromofluorobenzene	94	70-130

eurofins

Air Toxics * Use these results only. All other data was reported from the 1260x dilution analysis.

Client Sample ID: VMP-25-21-072612

Lab ID#: 1207616A-05A

EPA METHOD TO-15 GC/MS

File Name:	**14080220**	**Date of Collection:**	**7/26/12 11:10:00 AM**
Dil. Factor:	**2510**	**Date of Analysis:**	**8/2/12 08:09 PM**

Compound	Rpt. Limit (ppbv)	Amount (ppbv)	Rpt. Limit (ug/m3)	Amount (ug/m3)
Freon 12	12000	Not Detected	62000	Not Detected
Freon 114	12000	Not Detected	88000	Not Detected
Chloromethane	50000	Not Detected	100000	Not Detected
Vinyl Chloride	12000	Not Detected	32000	Not Detected
1,3-Butadiene	12000	Not Detected	28000	Not Detected
Bromomethane	12000	Not Detected	49000	Not Detected
Chloroethane	50000	Not Detected	130000	Not Detected
Freon 11	12000	Not Detected	70000	Not Detected
Ethanol	50000	Not Detected	94000	Not Detected
Freon 113	12000	Not Detected	96000	Not Detected
1,1-Dichloroethene	12000	Not Detected	50000	Not Detected
Acetone	50000	13000 J	120000	30000 J
2-Propanol	50000	Not Detected	120000	Not Detected
Carbon Disulfide	12000	1200 J	39000	3600 J
3-Chloropropene	50000	Not Detected	160000	Not Detected
Methylene Chloride	12000	5000 J	44000	17000 J
Methyl tert-butyl ether	12000	Not Detected	45000	Not Detected
trans-1,2-Dichloroethene	12000	Not Detected	50000	Not Detected
Hexane	12000	560000	44000	2000000
1,1-Dichloroethane	12000	Not Detected	51000	Not Detected
2-Butanone (Methyl Ethyl Ketone)	50000	Not Detected	150000	Not Detected
cis-1,2-Dichloroethene	12000	Not Detected	50000	Not Detected
Tetrahydrofuran	12000	Not Detected	37000	Not Detected
Chloroform	12000	Not Detected	61000	Not Detected
1,1,1-Trichloroethane	12000	Not Detected	68000	Not Detected
Cyclohexane	12000	360000	43000	1200000
Carbon Tetrachloride	12000	Not Detected	79000	Not Detected
2,2,4-Trimethylpentane	12000	Not Detected	59000	Not Detected
Benzene	12000	15000	40000	49000
1,2-Dichloroethane	12000	Not Detected	51000	Not Detected
Heptane	12000	78000	51000	320000
Trichloroethene	12000	Not Detected	67000	Not Detected
1,2-Dichloropropane	12000	Not Detected	58000	Not Detected
1,4-Dioxane	50000	Not Detected	180000	Not Detected
Bromodichloromethane	12000	Not Detected	84000	Not Detected
cis-1,3-Dichloropropene	12000	Not Detected	57000	Not Detected
4-Methyl-2-pentanone	12000	Not Detected	51000	Not Detected
Toluene	12000	610 J	47000	2300 J
trans-1,3-Dichloropropene	12000	Not Detected	57000	Not Detected
1,1,2-Trichloroethane	12000	Not Detected	68000	Not Detected
Tetrachloroethene	12000	Not Detected	85000	Not Detected
2-Hexanone	50000	Not Detected	200000	Not Detected

eurofins

Air Toxics

Client Sample ID: VMP-25-21-072612

Lab ID#: 1207616A-05A

EPA METHOD TO-15 GC/MS

File Name:	**14080220**	**Date of Collection:**	**7/26/12 11:10:00 AM**
Dil. Factor:	**2510**	**Date of Analysis:**	**8/2/12 08:09 PM**

Compound	Rpt. Limit (ppbv)	Amount (ppbv)	Rpt. Limit (ug/m3)	Amount (ug/m3)
Dibromochloromethane	12000	Not Detected	110000	Not Detected
1,2-Dibromoethane (EDB)	12000	Not Detected	96000	Not Detected
Chlorobenzene	12000	Not Detected	58000	Not Detected
Ethyl Benzene	12000	Not Detected	54000	Not Detected
m,p-Xylene	12000	Not Detected	54000	Not Detected
o-Xylene	12000	Not Detected	54000	Not Detected
Styrene	12000	Not Detected	53000	Not Detected
Bromoform	12000	Not Detected	130000	Not Detected
Cumene	12000	Not Detected	62000	Not Detected
1,1,2,2-Tetrachloroethane	12000	Not Detected	86000	Not Detected
Propylbenzene	12000	Not Detected	62000	Not Detected
4-Ethyltoluene	12000	Not Detected	62000	Not Detected
1,3,5-Trimethylbenzene	12000	Not Detected	62000	Not Detected
1,2,4-Trimethylbenzene	12000	Not Detected	62000	Not Detected
1,3-Dichlorobenzene	12000	Not Detected	75000	Not Detected
1,4-Dichlorobenzene	12000	Not Detected	75000	Not Detected
alpha-Chlorotoluene	12000	Not Detected	65000	Not Detected
1,2-Dichlorobenzene	12000	Not Detected	75000	Not Detected
1,2,4-Trichlorobenzene	50000	Not Detected	370000	Not Detected
Hexachlorobutadiene	50000	Not Detected	540000	Not Detected
Butane	50000	5900000	120000	14000000
Isopentane	50000	7400000	150000	22000000

J = Estimated value.

Container Type: 1 Liter Summa Canister

Surrogates	%Recovery	Method Limits
1,2-Dichloroethane-d4	117	70-130
Toluene-d8	103	70-130
4-Bromofluorobenzene	91	70-130

 * Do not use this data. Use all other data.

Client Sample ID: VMP-25-21-072612

Lab ID#: 1207616A-05B

EPA METHOD TO-15 GC/MS

File Name:	14080219	Date of Collection:	7/26/12 11:10:00 AM
Dil. Factor:	1260	Date of Analysis:	8/2/12 07:06 PM

Compound	Rpt. Limit (ppbv)	Amount (ppbv)	Rpt. Limit (ug/m3)	Amount (ug/m3)
Freon 12	6300	Not Detected	31000	Not Detected
Freon 114	6300	Not Detected	44000	Not Detected
Chloromethane	25000	Not Detected	52000	Not Detected
Vinyl Chloride	6300	Not Detected	16000	Not Detected
1,3-Butadiene	6300	Not Detected	14000	Not Detected
Bromomethane	6300	Not Detected	24000	Not Detected
Chloroethane	25000	Not Detected	66000	Not Detected
Freon 11	6300	Not Detected	35000	Not Detected
Ethanol	25000	Not Detected	47000	Not Detected
Freon 113	6300	Not Detected	48000	Not Detected
1,1-Dichloroethene	6300	Not Detected	25000	Not Detected
Acetone	25000	Not Detected	60000	Not Detected
2-Propanol	25000	Not Detected	62000	Not Detected
Carbon Disulfide	6300	970 J	20000	3000 J
3-Chloropropene	25000	Not Detected	79000	Not Detected
Methylene Chloride	6300	2500 J	22000	8600 J
Methyl tert-butyl ether	6300	Not Detected	23000	Not Detected
trans-1,2-Dichloroethene	6300	Not Detected	25000	Not Detected
Hexane	6300	620000	22000	2200000
1,1-Dichloroethane	6300	Not Detected	26000	Not Detected
2-Butanone (Methyl Ethyl Ketone)	25000	Not Detected	74000	Not Detected
cis-1,2-Dichloroethene	6300	Not Detected	25000	Not Detected
Tetrahydrofuran	6300	Not Detected	18000	Not Detected
Chloroform	6300	Not Detected	31000	Not Detected
1,1,1-Trichloroethane	6300	Not Detected	34000	Not Detected
Cyclohexane	6300	410000	22000	1400000
Carbon Tetrachloride	6300	Not Detected	40000	Not Detected
2,2,4-Trimethylpentane	6300	Not Detected	29000	Not Detected
Benzene	6300	15000	20000	48000
1,2-Dichloroethane	6300	Not Detected	25000	Not Detected
Heptane	6300	80000	26000	330000
Trichloroethene	6300	Not Detected	34000	Not Detected
1,2-Dichloropropane	6300	Not Detected	29000	Not Detected
1,4-Dioxane	25000	Not Detected	91000	Not Detected
Bromodichloromethane	6300	Not Detected	42000	Not Detected
cis-1,3-Dichloropropene	6300	Not Detected	28000	Not Detected
4-Methyl-2-pentanone	6300	Not Detected	26000	Not Detected
Toluene	6300	640 J	24000	2400 J
trans-1,3-Dichloropropene	6300	Not Detected	28000	Not Detected
1,1,2-Trichloroethane	6300	Not Detected	34000	Not Detected
Tetrachloroethene	6300	Not Detected	43000	Not Detected
2-Hexanone	25000	Not Detected	100000	Not Detected

eurofins

Air Toxics

Client Sample ID: VMP-25-21-072612

Lab ID#: 1207616A-05B

EPA METHOD TO-15 GC/MS

File Name:	**14080219**	**Date of Collection: 7/26/12 11:10:00 AM**	
Dil. Factor:	**1260**	**Date of Analysis: 8/2/12 07:06 PM**	

Compound	Rpt. Limit (ppbv)	Amount (ppbv)	Rpt. Limit (ug/m3)	Amount (ug/m3)
Dibromochloromethane	6300	Not Detected	54000	Not Detected
1,2-Dibromoethane (EDB)	6300	Not Detected	48000	Not Detected
Chlorobenzene	6300	Not Detected	29000	Not Detected
Ethyl Benzene	6300	Not Detected	27000	Not Detected
m,p-Xylene	6300	Not Detected	27000	Not Detected
o-Xylene	6300	Not Detected	27000	Not Detected
Styrene	6300	Not Detected	27000	Not Detected
Bromoform	6300	Not Detected	65000	Not Detected
Cumene	6300	Not Detected	31000	Not Detected
1,1,2,2-Tetrachloroethane	6300	Not Detected	43000	Not Detected
Propylbenzene	6300	Not Detected	31000	Not Detected
4-Ethyltoluene	6300	Not Detected	31000	Not Detected
1,3,5-Trimethylbenzene	6300	Not Detected	31000	Not Detected
1,2,4-Trimethylbenzene	6300	Not Detected	31000	Not Detected
1,3-Dichlorobenzene	6300	Not Detected	38000	Not Detected
1,4-Dichlorobenzene	6300	Not Detected	38000	Not Detected
alpha-Chlorotoluene	6300	Not Detected	33000	Not Detected
1,2-Dichlorobenzene	6300	Not Detected	38000	Not Detected
1,2,4-Trichlorobenzene	25000	Not Detected	190000	Not Detected
Hexachlorobutadiene	25000	Not Detected	270000	Not Detected
Butane	25000	6200000	60000	15000000
~~Isopentane~~	~~25000~~	~~8100000 E~~	~~74000~~	~~24000000 E~~

J = Estimated value.
E = Exceeds instrument calibration range.
Container Type: 1 Liter Summa Canister

Surrogates	%Recovery	Method Limits
1,2-Dichloroethane-d4	115	70-130
Toluene-d8	102	70-130
4-Bromofluorobenzene	92	70-130

eurofins | Air Toxics

Client Sample ID: Lab Blank
Lab ID#: 1207616A-06A
EPA METHOD TO-15 GC/MS

File Name:	**14080207a**	**Date of Collection: NA**	
Dil. Factor:	**1.00**	**Date of Analysis: 8/2/12 12:17 PM**	

Compound	Rpt. Limit (ppbv)	Amount (ppbv)	Rpt. Limit (ug/m3)	Amount (ug/m3)
Freon 12	5.0	Not Detected	25	Not Detected
Freon 114	5.0	Not Detected	35	Not Detected
Chloromethane	20	Not Detected	41	Not Detected
Vinyl Chloride	5.0	Not Detected	13	Not Detected
1,3-Butadiene	5.0	Not Detected	11	Not Detected
Bromomethane	5.0	Not Detected	19	Not Detected
Chloroethane	20	Not Detected	53	Not Detected
Freon 11	5.0	Not Detected	28	Not Detected
Ethanol	20	6.1 J	38	11 J
Freon 113	5.0	Not Detected	38	Not Detected
1,1-Dichloroethene	5.0	Not Detected	20	Not Detected
Acetone	20	Not Detected	48	Not Detected
2-Propanol	20	1.2 J	49	3.0 J
Carbon Disulfide	5.0	Not Detected	16	Not Detected
3-Chloropropene	20	Not Detected	63	Not Detected
Methylene Chloride	5.0	Not Detected	17	Not Detected
Methyl tert-butyl ether	5.0	Not Detected	18	Not Detected
trans-1,2-Dichloroethene	5.0	Not Detected	20	Not Detected
Hexane	5.0	Not Detected	18	Not Detected
1,1-Dichloroethane	5.0	Not Detected	20	Not Detected
2-Butanone (Methyl Ethyl Ketone)	20	Not Detected	59	Not Detected
cis-1,2-Dichloroethene	5.0	Not Detected	20	Not Detected
Tetrahydrofuran	5.0	Not Detected	15	Not Detected
Chloroform	5.0	Not Detected	24	Not Detected
1,1,1-Trichloroethane	5.0	Not Detected	27	Not Detected
Cyclohexane	5.0	Not Detected	17	Not Detected
Carbon Tetrachloride	5.0	Not Detected	31	Not Detected
2,2,4-Trimethylpentane	5.0	Not Detected	23	Not Detected
Benzene	5.0	Not Detected	16	Not Detected
1,2-Dichloroethane	5.0	Not Detected	20	Not Detected
Heptane	5.0	Not Detected	20	Not Detected
Trichloroethene	5.0	Not Detected	27	Not Detected
1,2-Dichloropropane	5.0	Not Detected	23	Not Detected
1,4-Dioxane	20	Not Detected	72	Not Detected
Bromodichloromethane	5.0	Not Detected	34	Not Detected
cis-1,3-Dichloropropene	5.0	Not Detected	23	Not Detected
4-Methyl-2-pentanone	5.0	Not Detected	20	Not Detected
Toluene	5.0	Not Detected	19	Not Detected
trans-1,3-Dichloropropene	5.0	Not Detected	23	Not Detected
1,1,2-Trichloroethane	5.0	Not Detected	27	Not Detected
Tetrachloroethene	5.0	Not Detected	34	Not Detected
2-Hexanone	20	Not Detected	82	Not Detected

eurofins | Air Toxics

Client Sample ID: Lab Blank
Lab ID#: 1207616A-06A
EPA METHOD TO-15 GC/MS

File Name:	**14080207a**	**Date of Collection: NA**	
Dil. Factor:	**1.00**	**Date of Analysis: 8/2/12 12:17 PM**	

Compound	Rpt. Limit (ppbv)	Amount (ppbv)	Rpt. Limit (ug/m3)	Amount (ug/m3)
Dibromochloromethane	5.0	Not Detected	42	Not Detected
1,2-Dibromoethane (EDB)	5.0	Not Detected	38	Not Detected
Chlorobenzene	5.0	Not Detected	23	Not Detected
Ethyl Benzene	5.0	Not Detected	22	Not Detected
m,p-Xylene	5.0	Not Detected	22	Not Detected
o-Xylene	5.0	Not Detected	22	Not Detected
Styrene	5.0	Not Detected	21	Not Detected
Bromoform	5.0	Not Detected	52	Not Detected
Cumene	5.0	Not Detected	24	Not Detected
1,1,2,2-Tetrachloroethane	5.0	Not Detected	34	Not Detected
Propylbenzene	5.0	Not Detected	24	Not Detected
4-Ethyltoluene	5.0	Not Detected	24	Not Detected
1,3,5-Trimethylbenzene	5.0	Not Detected	24	Not Detected
1,2,4-Trimethylbenzene	5.0	Not Detected	24	Not Detected
1,3-Dichlorobenzene	5.0	Not Detected	30	Not Detected
1,4-Dichlorobenzene	5.0	Not Detected	30	Not Detected
alpha-Chlorotoluene	5.0	Not Detected	26	Not Detected
1,2-Dichlorobenzene	5.0	Not Detected	30	Not Detected
1,2,4-Trichlorobenzene	20	Not Detected	150	Not Detected
Hexachlorobutadiene	20	Not Detected	210	Not Detected
Butane	20	Not Detected	48	Not Detected
Isopentane	20	Not Detected	59	Not Detected

J = Estimated value.

Container Type: NA - Not Applicable

Surrogates	%Recovery	Method Limits
1,2-Dichloroethane-d4	113	70-130
Toluene-d8	104	70-130
4-Bromofluorobenzene	94	70-130

eurofins | Air Toxics

Client Sample ID: CCV
Lab ID#: 1207616A-07A
EPA METHOD TO-15 GC/MS

File Name:	**14080202**	**Date of Collection: NA**	
Dil. Factor:	**1.00**	**Date of Analysis: 8/2/12 09:52 AM**	

Compound	%Recovery
Freon 12	110
Freon 114	106
Chloromethane	122
Vinyl Chloride	103
1,3-Butadiene	108
Bromomethane	112
Chloroethane	109
Freon 11	112
Ethanol	136 Q
Freon 113	101
1,1-Dichloroethene	109
Acetone	111
2-Propanol	121
Carbon Disulfide	90
3-Chloropropene	88
Methylene Chloride	113
Methyl tert-butyl ether	96
trans-1,2-Dichloroethene	99
Hexane	109
1,1-Dichloroethane	103
2-Butanone (Methyl Ethyl Ketone)	99
cis-1,2-Dichloroethene	106
Tetrahydrofuran	117
Chloroform	103
1,1,1-Trichloroethane	101
Cyclohexane	97
Carbon Tetrachloride	105
2,2,4-Trimethylpentane	111
Benzene	103
1,2-Dichloroethane	109
Heptane	101
Trichloroethene	101
1,2-Dichloropropane	105
1,4-Dioxane	98
Bromodichloromethane	102
cis-1,3-Dichloropropene	95
4-Methyl-2-pentanone	96
Toluene	100
trans-1,3-Dichloropropene	94
1,1,2-Trichloroethane	100
Tetrachloroethene	98
2-Hexanone	98

eurofins | Air Toxics

Client Sample ID: CCV
Lab ID#: 1207616A-07A
EPA METHOD TO-15 GC/MS

File Name:	**14080202**	**Date of Collection: NA**	
Dil. Factor:	**1.00**	**Date of Analysis: 8/2/12 09:52 AM**	

Compound	%Recovery
Dibromochloromethane	98
1,2-Dibromoethane (EDB)	96
Chlorobenzene	96
Ethyl Benzene	94
m,p-Xylene	95
o-Xylene	94
Styrene	96
Bromoform	106
Cumene	100
1,1,2,2-Tetrachloroethane	106
Propylbenzene	109
4-Ethyltoluene	99
1,3,5-Trimethylbenzene	118
1,2,4-Trimethylbenzene	102
1,3-Dichlorobenzene	107
1,4-Dichlorobenzene	99
alpha-Chlorotoluene	117
1,2-Dichlorobenzene	99
1,2,4-Trichlorobenzene	123
Hexachlorobutadiene	134 Q
Butane	108
Isopentane	125

Q = Exceeds Quality Control limits.

Container Type: NA - Not Applicable

Surrogates	%Recovery	Method Limits
1,2-Dichloroethane-d4	112	70-130
Toluene-d8	105	70-130
4-Bromofluorobenzene	99	70-130

eurofins | Air Toxics

Client Sample ID: LCS
Lab ID#: 1207616A-08A
EPA METHOD TO-15 GC/MS

File Name:	**14080203**	**Date of Collection: NA**	
Dil. Factor:	**1.00**	**Date of Analysis: 8/2/12 10:16 AM**	

Compound	%Recovery
Freon 12	106
Freon 114	105
Chloromethane	124
Vinyl Chloride	108
1,3-Butadiene	108
Bromomethane	108
Chloroethane	106
Freon 11	109
Ethanol	109
Freon 113	102
1,1-Dichloroethene	112
Acetone	107
2-Propanol	112
Carbon Disulfide	113
3-Chloropropene	100
Methylene Chloride	110
Methyl tert-butyl ether	92
trans-1,2-Dichloroethene	107
Hexane	106
1,1-Dichloroethane	101
2-Butanone (Methyl Ethyl Ketone)	94
cis-1,2-Dichloroethene	103
Tetrahydrofuran	110
Chloroform	101
1,1,1-Trichloroethane	100
Cyclohexane	95
Carbon Tetrachloride	104
2,2,4-Trimethylpentane	107
Benzene	101
1,2-Dichloroethane	106
Heptane	97
Trichloroethene	99
1,2-Dichloropropane	103
1,4-Dioxane	91
Bromodichloromethane	102
cis-1,3-Dichloropropene	93
4-Methyl-2-pentanone	91
Toluene	96
trans-1,3-Dichloropropene	91
1,1,2-Trichloroethane	95
Tetrachloroethene	94
2-Hexanone	90

eurofins | Air Toxics

Client Sample ID: LCS
Lab ID#: 1207616A-08A
EPA METHOD TO-15 GC/MS

File Name:	14080203	Date of Collection: NA
Dil. Factor:	1.00	Date of Analysis: 8/2/12 10:16 AM

Compound	%Recovery
Dibromochloromethane	94
1,2-Dibromoethane (EDB)	93
Chlorobenzene	91
Ethyl Benzene	90
m,p-Xylene	92
o-Xylene	91
Styrene	92
Bromoform	100
Cumene	96
1,1,2,2-Tetrachloroethane	99
Propylbenzene	103
4-Ethyltoluene	89
1,3,5-Trimethylbenzene	111
1,2,4-Trimethylbenzene	94
1,3-Dichlorobenzene	101
1,4-Dichlorobenzene	91
alpha-Chlorotoluene	105
1,2-Dichlorobenzene	93
1,2,4-Trichlorobenzene	109
Hexachlorobutadiene	122
Butane	102
Isopentane	120

Container Type: NA - Not Applicable

Surrogates	%Recovery	Method Limits
1,2-Dichloroethane-d4	110	70-130
Toluene-d8	105	70-130
4-Bromofluorobenzene	98	70-130

eurofins | Air Toxics

Client Sample ID: LCSD
Lab ID#: 1207616A-08AA
EPA METHOD TO-15 GC/MS

File Name:	14080204	**Date of Collection:**	NA
Dil. Factor:	1.00	**Date of Analysis:**	8/2/12 10:49 AM

Compound	%Recovery
Freon 12	103
Freon 114	100
Chloromethane	117
Vinyl Chloride	106
1,3-Butadiene	108
Bromomethane	104
Chloroethane	102
Freon 11	104
Ethanol	121
Freon 113	97
1,1-Dichloroethene	110
Acetone	103
2-Propanol	110
Carbon Disulfide	110
3-Chloropropene	96
Methylene Chloride	105
Methyl tert-butyl ether	88
trans-1,2-Dichloroethene	104
Hexane	102
1,1-Dichloroethane	97
2-Butanone (Methyl Ethyl Ketone)	90
cis-1,2-Dichloroethene	99
Tetrahydrofuran	107
Chloroform	97
1,1,1-Trichloroethane	96
Cyclohexane	92
Carbon Tetrachloride	101
2,2,4-Trimethylpentane	102
Benzene	98
1,2-Dichloroethane	102
Heptane	92
Trichloroethene	96
1,2-Dichloropropane	102
1,4-Dioxane	87
Bromodichloromethane	99
cis-1,3-Dichloropropene	90
4-Methyl-2-pentanone	89
Toluene	94
trans-1,3-Dichloropropene	86
1,1,2-Trichloroethane	90
Tetrachloroethene	89
2-Hexanone	87

eurofins | Air Toxics

Client Sample ID: LCSD
Lab ID#: 1207616A-08AA
EPA METHOD TO-15 GC/MS

File Name:	14080204	**Date of Collection: NA**	
Dil. Factor:	1.00	**Date of Analysis: 8/2/12 10:49 AM**	

Compound	%Recovery
Dibromochloromethane	91
1,2-Dibromoethane (EDB)	90
Chlorobenzene	89
Ethyl Benzene	88
m,p-Xylene	88
o-Xylene	88
Styrene	89
Bromoform	98
Cumene	93
1,1,2,2-Tetrachloroethane	99
Propylbenzene	100
4-Ethyltoluene	86
1,3,5-Trimethylbenzene	108
1,2,4-Trimethylbenzene	92
1,3-Dichlorobenzene	99
1,4-Dichlorobenzene	89
alpha-Chlorotoluene	104
1,2-Dichlorobenzene	93
1,2,4-Trichlorobenzene	111
Hexachlorobutadiene	123
Butane	98
Isopentane	116

Container Type: NA - Not Applicable

Surrogates	%Recovery	Method Limits
1,2-Dichloroethane-d4	109	70-130
Toluene-d8	106	70-130
4-Bromofluorobenzene	98	70-130

12076.6

Shell Oil Products Chain Of Custody Record

URS

Air Toxics LTD.
Project Name: Roxana Soil Vapor
Project # 21562735.00013

Lab Vendor #

Please Check Appropriate Box:
☑ ENV SERVICES ☐ MOTIVA RETAIL ☐ SHELL RETAIL
☐ MOTIVA SD&CM ☐ CONSULTANT ☐ LUBES
☐ SHELL PIPELINE ☐ OTHER

Print Bill To Contact Name: Robert Mooshegian

INCIDENT # (ENV SERVICES): 9 7 2 1 6 6 4 0

☐ CHECK IF NO INCIDENT # APPLIES

DATE 07/27/12

PAGE 1 of 1

PO #

SAP #: 3 4 0 0 6 1

SAMPLING COMPANY: URS CORPORATION

LOG CODE:

SITE ADDRESS: Street and City: 900 SOUTH CENTRAL AVE -- ROXANA

State: IL

GLOBAL ID NO:

ADDRESS: 1001 HIGHLANDS PLAZA DRIVE WEST - SUITE 300, ST LOUIS, MO 63110

SOP DELIVERABLE TO (Name, Company, Office Location): Elizabeth Kunkel, URS, St. Louis

PHONE NO: 314-743-4179

EMAIL: Elizabeth_Kunkel@URSCorp.com

CONSULTANT PROJECT NAME#: Roxana Soil Vapor

LABORATORY ADDRESS: Air Toxics LTD 180 Blue Ravine Road Suite B, Folsom, CA 95630-4719

M. Currier, C Williams, C Kretzer M. Mittenmeyer, J. Jackson, D Mattingly, L Rothnow

TELEPHONE: 314-429-0462

BY To Contact E-MAIL: Robert.Mooshegian@urs.com

TURNAROUND TIME (CALENDAR DAYS)
☑ STANDARD (14 DAY) ☐ 5 DAYS ☐ 3 DAYS ☐ 2 DAYS ☐ 24 HOURS ☐ RESULTS NEEDED ON WEEKEND

☐ LA - RWQCB REPORT FORMAT ☑ UST AGENCY

DELIVERABLES ☐ LEVEL 1 ☐ LEVEL 2 ☐ LEVEL 3 ☑ LEVEL 4 ☐ OTHER (SPECIFY)

☑ SHELL CONTRACT RATE APPLIES
☐ STATE REIMBURSEMENT RATE APPLIES
☐ EDD NOT NEEDED
☑ RECEIPT VERIFICATION REQUESTED

REQUESTED ANALYSIS

Turn Around Time: ☑ Normal ☐ Rush Specify

Lab Use Only
Pressurized by:
Date:
Pressurization Gas: N_2 He

LAB USE ONLY	Field Sample Identification	SAMPLING DATE	SAMPLING TIME	Canister Number	Canister Pressure/Vacuum Initial	Final	Receipt	Final (psi)	Modified TO-15 + Butane & Isopentane	ASTM D-1946 + Helium	ASTM D-1946
01A	VMP-12-25-072712	07/27/12	1010-1040	36556	-29.5	-9.5			X	X	
02A	VMP-12-25-072712-Dup	07/27/12	1010-1040	34627	-29.5	-9			X	X	
03A	VMP-12-39-072612	07/26/12	1636-1706	34129	-29.5	-8.5			X	X	
04A	VMP-15-21 5-072512	07/25/12	1505-1538	36489	-30	-9			X	X	
05A	VMP-25-21-072612	07/26/12	1042-1110	14522	-29	-7.5			X	X	
06A	VMP-44-20-072512	07/25/12	1309-1340	33717	-29	-9.5			X	X	
07A	VMP-44-30-072512	07/25/12	1355-1429	34094	-29.5	-8.5			X	X	
08A	VMP-44-30-072512-Dup	07/25/12	1355-1429	37315	-29.5	-8			X	X	

ADDITIONAL NOTES:
- 14 day hold time
- Report results between MDL and RL
- Level IV ECVP

Relinquished by (Signature)	Received by (Signature)	Date	Time
[signature]	FEDEX	7/27/12	1700
Relinquished by (Signature)	Received by (Signature) [signature]	7/28/12	0900
Relinquished by (Signature)	Received by (Signature)	Date	Time

05/2/06 Revision

Custody Seal Intact
Y N None Temp NA

eurofins | Air Toxics

8/13/2012
Ms. Elizabeth Kunkel
URS Corporation
1001 Highlands Plaza Dr. West
Suite 300
St. Louis MO 63110

Project Name: Roxana Soil Vapor
Project #: 21562735.00013
Workorder #: 1207616B

Dear Ms. Elizabeth Kunkel

The following report includes the data for the above referenced project for sample(s) received on 7/28/2012 at Air Toxics Ltd.

The data and associated QC analyzed by Modified ASTM D-1946 are compliant with the project requirements or laboratory criteria with the exception of the deviations noted in the attached case narrative.

Thank you for choosing Air Toxics Ltd. for your air analysis needs. Air Toxics Ltd. is committed to providing accurate data of the highest quality. Please feel free to contact the Project Manager: Kelly Buettner at 916-985-1000 if you have any questions regarding the data in this report.

Regards,

Kelly Buettner

Project Manager

eurofins | Air Toxics

WORK ORDER #: 1207616B

Work Order Summary

CLIENT:	Ms. Elizabeth Kunkel URS Corporation 1001 Highlands Plaza Dr. West Suite 300 St. Louis, MO 63110	**BILL TO:**	Accounts Payable Austin URS Corporation P.O. BOX 203970 Austin, TX 78720-1088
PHONE:	314-743-4179	**P.O. #**	21562735.00013
FAX:		**PROJECT #**	21562735.00013 Roxana Soil Vapor
DATE RECEIVED:	07/28/2012	**CONTACT:**	Kelly Buettner
DATE COMPLETED:	08/13/2012		

FRACTION #	NAME	TEST	RECEIPT VAC./PRES.	FINAL PRESSURE
01A	VMP-12-25-072712	Modified ASTM D-1946	10.0 "Hg	5 psi
02A	VMP-12-25-072712-Dup	Modified ASTM D-1946	10.0 "Hg	5 psi
03A	VMP-12-39-072612	Modified ASTM D-1946	10.0 "Hg	5 psi
04A	VMP-15-21.5-072512	Modified ASTM D-1946	11.0 "Hg	5 psi
05A	VMP-25-21-072612	Modified ASTM D-1946	10.0 "Hg	5 psi
06A	Lab Blank	Modified ASTM D-1946	NA	NA
06B	Lab Blank	Modified ASTM D-1946	NA	NA
07A	LCS	Modified ASTM D-1946	NA	NA
07AA	LCSD	Modified ASTM D-1946	NA	NA

CERTIFIED BY: Heidi Rooyen DATE: 08/13/12

Technical Director

Certification numbers: AZ Licensure AZ0775, CA NELAP - 12282CA, NY NELAP - 11291, TX NELAP - T104704434-12-5, UT NELAP CA009332012-3, WA NELAP - C935
Name of Accrediting Agency: NELAP/ORELAP (Oregon Environmental Laboratory Accreditation Program)
Accreditation number: CA300005, Effective date: 10/18/2011, Expiration date: 10/17/2012.
Eurofins Air Toxics Ltd. certifies that the test results contained in this report meet all requirements of the NELAC standards

This report shall not be reproduced, except in full, without the written approval of Eurofins | Air Toxics, Inc.

180 BLUE RAVINE ROAD, SUITE B FOLSOM, CA - 95630
(916) 985-1000 , (800) 985-5955 , FAX (916) 985-1020

LABORATORY NARRATIVE
Modified ASTM D-1946
URS Corporation
Workorder# 1207616B

Eight 1 Liter Summa Canister samples were received on July 28, 2012. The laboratory performed analysis via Modified ASTM Method D-1946 for Methane and fixed gases in air using GC/FID or GC/TCD. The method involves direct injection of 1.0 mL of sample.

On the analytical column employed for this analysis, Oxygen coelutes with Argon. The corresponding peak is quantitated as Oxygen.

Since Nitrogen is used to pressurize samples, the reported Nitrogen values are calculated by adding all the sample components and subtracting from 100%.

Method modifications taken to run these samples are summarized in the table below. Specific project requirements may over-ride the ATL modifications.

Requirement	*ASTM D-1946*	*ATL Modifications*
Calibration	A single point calibration is performed using a reference standard closely matching the composition of the unknown.	A 3-point calibration curve is performed. Quantitation is based on a daily calibration standard which may or may not resemble the composition of the associated samples.
Reference Standard	The composition of any reference standard must be known to within 0.01 mol % for any component.	The standards used by ATL are blended to a >/= 95% accuracy.
Sample Injection Volume	Components whose concentrations are in excess of 5 % should not be analyzed by using sample volumes greater than 0.5 mL.	The sample container is connected directly to a fixed volume sample loop of 1.0 mL on the GC. Linear range is defined by the calibration curve. Bags are loaded by vacuum.
Normalization	Normalize the mole percent values by multiplying each value by 100 and dividing by the sum of the original values. The sum of the original values should not differ from 100% by more than 1.0%.	Results are not normalized. The sum of the reported values can differ from 100% by as much as 15%, either due to analytical variability or an unusual sample matrix.
Precision	Precision requirements established at each concentration level.	Duplicates should agree within 25% RPD for detections > 5 X's the RL.

Receiving Notes

There were no receiving discrepancies.

Analytical Notes

As per project specific client request the laboratory has reported estimated values for target compound hits that are below the Reporting Limit but greater than the Method Detection Limit.

Definition of Data Qualifying Flags

Seven qualifiers may have been used on the data analysis sheets and indicate as follows:
B - Compound present in laboratory blank greater than reporting limit.
J - Estimated value.
E - Exceeds instrument calibration range.
S - Saturated peak.
Q - Exceeds quality control limits.
U - Compound analyzed for but not detected above the detection limit.
M - Reported value may be biased due to apparent matrix interferences.
File extensions may have been used on the data analysis sheets and indicates as follows:
a-File was requantified
b-File was quantified by a second column and detector
r1-File was requantified for the purpose of reissue

eurofins | Air Toxics

Summary of Detected Compounds
NATURAL GAS ANALYSIS BY MODIFIED ASTM D-1946

Client Sample ID: VMP-12-25-072712

Lab ID#: 1207616B-01A

Compound	Rpt. Limit (%)	Amount (%)
Oxygen	0.20	1.9
Nitrogen	0.20	81
Methane	0.00020	4.8
Carbon Dioxide	0.020	12
Ethane	0.0020	0.00012 J
Helium	0.10	0.037 J

Client Sample ID: VMP-12-25-072712-Dup

Lab ID#: 1207616B-02A

Compound	Rpt. Limit (%)	Amount (%)
Oxygen	0.20	1.6
Nitrogen	0.20	81
Methane	0.00020	5.0
Carbon Dioxide	0.020	12
Ethane	0.0020	0.000088 J
Helium	0.10	0.035 J

Client Sample ID: VMP-12-39-072612

Lab ID#: 1207616B-03A

Compound	Rpt. Limit (%)	Amount (%)
Oxygen	0.20	1.4
Nitrogen	0.20	65
Methane	0.00020	21
Carbon Dioxide	0.020	12
Ethane	0.0020	0.00050 J
Helium	0.10	0.034 J

Client Sample ID: VMP-15-21.5-072512

Lab ID#: 1207616B-04A

eurofins | Air Toxics

Summary of Detected Compounds
NATURAL GAS ANALYSIS BY MODIFIED ASTM D-1946

Client Sample ID: VMP-15-21.5-072512

Lab ID#: 1207616B-04A

Compound	Rpt. Limit (%)	Amount (%)
Oxygen	0.21	1.5
Nitrogen	0.21	81
Methane	0.00021	1.6
Carbon Dioxide	0.021	16
Ethane	0.0021	0.00076 J
Helium	0.11	0.011 J

Client Sample ID: VMP-25-21-072612

Lab ID#: 1207616B-05A

Compound	Rpt. Limit (%)	Amount (%)
Oxygen	0.20	1.9
Nitrogen	0.20	50
Methane	0.00020	32
Carbon Dioxide	0.020	13
Ethane	0.0020	0.024
Helium	0.10	0.0099 J

eurofins | Air Toxics

Client Sample ID: VMP-12-25-072712

Lab ID#: 1207616B-01A

NATURAL GAS ANALYSIS BY MODIFIED ASTM D-1946

File Name:	**9073113**	**Date of Collection:**	**7/27/12 10:40:00 AM**
Dil. Factor:	**2.01**	**Date of Analysis:**	**7/31/12 06:22 PM**

Compound	Rpt. Limit (%)	Amount (%)
Oxygen	0.20	1.9
Nitrogen	0.20	81
Carbon Monoxide	0.020	Not Detected
Methane	0.00020	4.8
Carbon Dioxide	0.020	12
Ethane	0.0020	0.00012 J
Ethene	0.0020	Not Detected
Helium	0.10	0.037 J

J = Estimated value.

Container Type: 1 Liter Summa Canister

eurofins | Air Toxics

Client Sample ID: VMP-12-25-072712-Dup

Lab ID#: 1207616B-02A

NATURAL GAS ANALYSIS BY MODIFIED ASTM D-1946

File Name:	9073110	Date of Collection:	7/27/12 10:40:00 AM
Dil. Factor:	2.01	Date of Analysis:	7/31/12 04:59 PM

Compound	Rpt. Limit (%)	Amount (%)
Oxygen	0.20	1.6
Nitrogen	0.20	81
Carbon Monoxide	0.020	Not Detected
Methane	0.00020	5.0
Carbon Dioxide	0.020	12
Ethane	0.0020	0.000088 J
Ethene	0.0020	Not Detected
Helium	0.10	0.035 J

J = Estimated value.

Container Type: 1 Liter Summa Canister

eurofins | Air Toxics

Client Sample ID: VMP-12-39-072612

Lab ID#: 1207616B-03A

NATURAL GAS ANALYSIS BY MODIFIED ASTM D-1946

File Name:	**9073111**	**Date of Collection:**	**7/26/12 5:06:00 PM**
Dil. Factor:	**2.01**	**Date of Analysis:**	**7/31/12 05:26 PM**

Compound	Rpt. Limit (%)	Amount (%)
Oxygen	0.20	1.4
Nitrogen	0.20	65
Carbon Monoxide	0.020	Not Detected
Methane	0.00020	21
Carbon Dioxide	0.020	12
Ethane	0.0020	0.00050 J
Ethene	0.0020	Not Detected
Helium	0.10	0.034 J

J = Estimated value.

Container Type: 1 Liter Summa Canister

eurofins

Air Toxics

Client Sample ID: VMP-I5-21.5-072512

Lab ID#: 1207616B-04A

NATURAL GAS ANALYSIS BY MODIFIED ASTM D-1946

File Name:	**9073112**	**Date of Collection:**	**7/25/12 3:38:00 PM**
Dil. Factor:	**2.12**	**Date of Analysis:**	**7/31/12 05:58 PM**

Compound	Rpt. Limit (%)	Amount (%)
Oxygen	0.21	1.5
Nitrogen	0.21	81
Carbon Monoxide	0.021	Not Detected
Methane	0.00021	1.6
Carbon Dioxide	0.021	16
Ethane	0.0021	0.00076 J
Ethene	0.0021	Not Detected
Helium	0.11	0.011 J

J = Estimated value.

Container Type: 1 Liter Summa Canister

eurofins | Air Toxics

Client Sample ID: VMP-25-21-072612

Lab ID#: 1207616B-05A

NATURAL GAS ANALYSIS BY MODIFIED ASTM D-1946

File Name:	**9073105**	**Date of Collection:**	**7/26/12 11:10:00 AM**
Dil. Factor:	**2.01**	**Date of Analysis:**	**7/31/12 02:58 PM**

Compound	Rpt. Limit (%)	Amount (%)
Oxygen	0.20	1.9
Nitrogen	0.20	50
Carbon Monoxide	0.020	Not Detected
Methane	0.00020	32
Carbon Dioxide	0.020	13
Ethane	0.0020	0.024
Ethene	0.0020	Not Detected
Helium	0.10	0.0099 J

J = Estimated value.

Container Type: 1 Liter Summa Canister

eurofins | Air Toxics

Client Sample ID: Lab Blank

Lab ID#: 1207616B-06A

NATURAL GAS ANALYSIS BY MODIFIED ASTM D-1946

File Name:	**9073104a**	**Date of Collection: NA**	
Dil. Factor:	**1.00**	**Date of Analysis: 7/31/12 02:33 PM**	

Compound	Rpt. Limit (%)	Amount (%)
Oxygen	0.10	0.0096 J
Nitrogen	0.10	0.080 J
Carbon Monoxide	0.010	Not Detected
Methane	0.00010	Not Detected
Carbon Dioxide	0.010	Not Detected
Ethane	0.0010	Not Detected
Ethene	0.0010	Not Detected

J = Estimated value.

Container Type: NA - Not Applicable

eurofins | Air Toxics

Client Sample ID: Lab Blank

Lab ID#: 1207616B-06B

NATURAL GAS ANALYSIS BY MODIFIED ASTM D-1946

File Name:	9073103b	Date of Collection: NA	
Dil. Factor:	1.00	Date of Analysis: 7/31/12 02:11 PM	

Compound	Rpt. Limit (%)	Amount (%)
Helium	0.050	Not Detected

Container Type: NA - Not Applicable

eurofins | Air Toxics

Client Sample ID: LCS

Lab ID#: 1207616B-07A

NATURAL GAS ANALYSIS BY MODIFIED ASTM D-1946

File Name:	9073102	Date of Collection: NA	
Dil. Factor:	1.00	Date of Analysis: 7/31/12 01:44 PM	

Compound	%Recovery
Oxygen	99
Nitrogen	100
Carbon Monoxide	99
Methane	100
Carbon Dioxide	101
Ethane	101
Ethene	98
Helium	100

Container Type: NA - Not Applicable

eurofins | Air Toxics

Client Sample ID: LCSD

Lab ID#: 1207616B-07AA

NATURAL GAS ANALYSIS BY MODIFIED ASTM D-1946

File Name:	**9073127**	**Date of Collection: NA**	
Dil. Factor:	**1.00**	**Date of Analysis: 7/31/12 11:43 PM**	

Compound	%Recovery
Oxygen	100
Nitrogen	100
Carbon Monoxide	102
Methane	100
Carbon Dioxide	101
Ethane	102
Ethene	98
Helium	100

Container Type: NA - Not Applicable

12076.0

Shell Oil Products Chain Of Custody Record

URS

Air Toxics LTD.
Project Name: Roxana Soil Vapor
Project # 21562735.00013

Lab Vendor #

Please Check Appropriate Box:
☒ ENV SERVICES ☐ MOTIVA RETAIL ☐ SHELL RETAIL
☐ MOTIVA SD&CP ☐ CONSULTANT ☐ LUBES
☐ SHELL PIPELINE ☐ OTHER

Print Bill To Contact Name: Robert Mooshegian

PO #

INCIDENT # (ENV SERVICES): 9 7 2 1 6 6 4 0

SAP #: 3 4 0 0 6 1

☐ CHECK IF NO INCIDENT # APPLIES

DATE 07/27/12

PAGE: 1 of 1

SAMPLING COMPANY: URS CORPORATION

LOG CODE:

SITE ADDRESS: Street and City: 900 SOUTH CENTRAL AVE -- ROXANA

State: IL

GLOBAL ID NO:

ADDRESS: 1001 HIGHLANDS PLAZA DRIVE WEST - SUITE 300, ST LOUIS, MO 63110

EDF DELIVERABLE TO (Name, Company, Office Location): Elizabeth Kunkel, URS, St. Louis

PHONE NO: 314-743-4179

E-MAIL: Elizabeth.Kunkel@URSCorp.com

CONSULTANT PROJECT MANAGER: Roxana Soil Vapor

LABORATORY ADDRESS: Air Toxics LTD 180 Blue Ravine Road, Suite B, Folsom, CA 95630-4719

TELEPHONE:

FAX: 314-429-0462

ID To Contact E-MAIL: Robert.Mooshegian@urs.com

M. Currier, C Williams, C Kretzer M Mittenmeyer, J Jackson, D Mattingly, L Rethnow

TURNAROUND TIME (CALENDAR DAYS)
☒ STANDARD (14 DAY) ☐ 5 DAYS ☐ 3 DAYS ☐ 2 DAYS ☐ 24 HOURS ☐ RESULTS NEEDED ON WEEKEND

☐ LA - RWQCB REPORT FORMAT ☒ UST AGENCY

DELIVERABLES: ☐ LEVEL 1 ☐ LEVEL 2 ☐ LEVEL 3 ☒ LEVEL 4 ☐ OTHER (SPECIFY)

☒ SHELL CONTRACT RATE APPLIES
☐ STATE REIMBURSEMENT RATE APPLIES
☐ EDD NOT NEEDED
☒ RECEIPT VERIFICATION REQUESTED

REQUESTED ANALYSIS

Turn Around Time: ☒ Normal ☐ Rush

Specify

Lab Use Only
Pressurized by:
Date:
Pressurization Gas: N_2 He

LAB USE ONLY	Field Sample Identification	SAMPLING DATE	SAMPLING TIME	Canister Number	Canister Pressure/Vacuum Initial	Final	Receipt	Final (psi)	Modified TO-15 + Butane & Isopentane	ASTM D-1946 + Helium	ASTM D-1946
01A	VMP-12-25-072712	07/27/12	1010-1040	36556	-29.5	-9.5			X	X	
02A	VMP-12-25-072712-Dup	07/27/12	1010-1040	34627	-29.5	-9			X	X	
03A	VMP-12-39-072612	07/26/12	1636-1706	34129	-29.5	-8.5			X	X	
04A	VMP-15-21 5-072512	07/25/12	1505-1538	36489	-30	-9			X	X	
05A	VMP-25-21-072612	07/26/12	1042-1110	14522	-29	-7.5			X	X	
06A	VMP-44-20-072512	07/25/12	1309-1340	33717	-29	-9.5			X	X	
07A	VMP-44-30-072512	07/25/12	1355-1429	34094	-29.5	-8.5			X	X	
08A	VMP-44-30-072512-Dup	07/25/12	1355-1429	37315	-29.5	-8			X	X	

ADDITIONAL NOTES:

- 14 day hold time
- Report results between MDL and RL
- Level IV ECVP

Relinquished by (Signature)	Received by (Signature)	Date	Time
[signature]	FEDEX	7/27/12	1700
	[signature]	7/28/12	0900

05/2/06 Revision

Custody Seal Intact
Y N None Temp NA

eurofins | Air Toxics

8/1/2012
Ms. Elizabeth Kunkel
URS Corporation
1001 Highlands Plaza Dr. West
Suite 300
St. Louis MO 63110

Project Name: Roxana Soil Vapor
Project #: 21562735.00013
Workorder #: 1207616C

Dear Ms. Elizabeth Kunkel

The following report includes the data for the above referenced project for sample(s) received on 7/28/2012 at Air Toxics Ltd.

The data and associated QC analyzed by Modified TO-15 are compliant with the project requirements or laboratory criteria with the exception of the deviations noted in the attached case narrative.

Thank you for choosing Air Toxics Ltd. for your air analysis needs. Air Toxics Ltd. is committed to providing accurate data of the highest quality. Please feel free to contact the Project Manager: Kelly Buettner at 916-985-1000 if you have any questions regarding the data in this report.

Regards,

Kelly Buettner

Project Manager

eurofins | Air Toxics

WORK ORDER #: 1207616C

Work Order Summary

CLIENT:	Ms. Elizabeth Kunkel URS Corporation 1001 Highlands Plaza Dr. West Suite 300 St. Louis, MO 63110	**BILL TO:**	Accounts Payable Austin URS Corporation P.O. BOX 203970 Austin, TX 78720-1088
PHONE:	314-743-4179	**P.O. #**	21562735.00013
FAX:		**PROJECT #**	21562735.00013 Roxana Soil Vapor
DATE RECEIVED:	07/28/2012	**CONTACT:**	Kelly Buettner
DATE COMPLETED:	08/01/2012		

FRACTION #	NAME	TEST	RECEIPT VAC./PRES.	FINAL PRESSURE
06A	VMP-44-20-072512	Modified TO-15	10.5 "Hg	5 psi
06B	VMP-44-20-072512	Modified TO-15	10.5 "Hg	5 psi
07A	VMP-44-30-072512	Modified TO-15	9.5 "Hg	5 psi
08A	VMP-44-30-072512-Dup	Modified TO-15	9.5 "Hg	5 psi
09A	Lab Blank	Modified TO-15	NA	NA
09B	Lab Blank	Modified TO-15	NA	NA
10A	CCV	Modified TO-15	NA	NA
10B	CCV	Modified TO-15	NA	NA
11A	LCS	Modified TO-15	NA	NA
11AA	LCSD	Modified TO-15	NA	NA
11B	LCS	Modified TO-15	NA	NA
11BB	LCSD	Modified TO-15	NA	NA

CERTIFIED BY: Heidi Hoagen DATE: 08/01/12

Technical Director

Certfication numbers: AZ Licensure AZ0775, CA NELAP - 12282CA, NY NELAP - 11291,
TX NELAP - T104704434-12-5, UT NELAP CA009332012-3, WA NELAP - C935
Name of Accrediting Agency: NELAP/ORELAP (Oregon Environmental Laboratory Accreditation Program)
Accreditation number: CA300005, Effective date: 10/18/2011, Expiration date: 10/17/2012.
Eurofins Air Toxies Ltd. certifies that the test results contained in this report meet all requirements of the NELAC standards

This report shall not be reproduced, except in full, without the written approval of Eurofins | Air Toxies, Inc.

180 BLUE RAVINE ROAD, SUITE B FOLSOM, CA - 95630
(916) 985-1000 . (800) 985-5955 . FAX (916) 985-1020

LABORATORY NARRATIVE
EPA Method TO-15
URS Corporation
Workorder# 1207616C

Three 1 Liter Summa Canister samples were received on July 28, 2012. The laboratory performed analysis via EPA Method TO-15 using GC/MS in the full scan mode.

This workorder was independently validated prior to submittal using 'USEPA National Functional Guidelines' as generally applied to the analysis of volatile organic compounds in air. A rules-based, logic driven, independent validation engine was employed to assess completeness, evaluate pass/fail of relevant project quality control requirements and verification of all quantified amounts.

Receiving Notes

There were no receiving discrepancies.

Analytical Notes

All Quality Control Limit exceedances and affected sample results are noted by flags. Each flag is defined at the bottom of this Case Narrative and on each Sample Result Summary page. Target compound non-detects in the samples that are associated with high bias in QC analyses have not been flagged.

Due to high-level target compounds, sample VMP-44-20-072512 was analyzed twice. In the "A" fraction, the sample was diluted to bring the highest-level compounds within the calibration range. The "B" fraction is also reported by client request and may be reported with "E" flags indicating the compound exceeds the calibration range. Both runs and associated QC are reported.

Dilution was performed on sample VMP-44-20-072512 due to the presence of high level target species.

As per client project requirements, the laboratory has reported estimated values for target compound hits that are below the Reporting Limit but greater than the Method Detection Limit.

The recovery of surrogate 1,2-Dichloroethane-d4 in sample VMP-44-20-072512 (06B) was outside laboratory control limits due to high level hydrocarbon matrix interference. The surrogate recovery is flagged.

Definition of Data Qualifying Flags

Eight qualifiers may have been used on the data analysis sheets and indicates as follows:

B - Compound present in laboratory blank greater than reporting limit (background subtraction not performed).

J - Estimated value.

E - Exceeds instrument calibration range.

S - Saturated peak.

Q - Exceeds quality control limits.

U - Compound analyzed for but not detected above the reporting limit.

UJ- Non-detected compound associated with low bias in the CCV and/or LCS.

N - The identification is based on presumptive evidence.

File extensions may have been used on the data analysis sheets and indicates as follows:

a-File was requantified

b-File was quantified by a second column and detector

r1-File was requantified for the purpose of reissue

eurofins

Air Toxics

Summary of Detected Compounds
EPA METHOD TO-15 GC/MS

Client Sample ID: VMP-44-20-072512 * Use these results only. All other data was reported from the 34.3x dilution analysis

Lab ID#: 1207616C-06A

DF = 10.3

Compound	Rpt. Limit (ppbv)	Amount (ppbv)	Rpt. Limit (ug/m3)	Amount (ug/m3)
Acetone	2100	270 J	4900	640 J
Hexane	520	63000	1800	220000
Cyclohexane	520	32000	1800	110000
2,2,4-Trimethylpentane	520	97000	2400	450000
Benzene	520	840	1600	2700
Heptane	520	23000	2100	95000
Toluene	520	110 J	1900	420 J
Butane	2100	27000	4900	65000
* Isopentane	2100	170000	6100	500000

Client Sample ID: VMP-44-20-072512 * Do not use this data. Use all other data.

Lab ID#: 1207616C-06B

DF = 34.3

Compound	Rpt. Limit (ppbv)	Amount (ppbv)	Rpt. Limit (ug/m3)	Amount (ug/m3)
Carbon Disulfide	170	20 J J	530	61 J J
Hexane	170	70000	600	250000
Cyclohexane	170	35000	590	120000
2,2,4-Trimethylpentane	170	110000	800	500000
Benzene	170	920	550	3000
Heptane	170	25000	700	100000
Toluene	170	86 J	650	320 J
Butane	690	31000	1600	75000
* ~~Isopentane~~	~~690~~	~~190000 E~~	~~2000~~	~~550000 E~~

Client Sample ID: VMP-44-30-072512

Lab ID#: 1207616C-07A

Compound	Rpt. Limit (ppbv)	Amount (ppbv)	Rpt. Limit (ug/m3)	Amount (ug/m3)
Ethanol	39	50 J J	74	94 J J
Acetone	39	30 J	93	72 J
2-Propanol	39	16 J	96	39 J
Carbon Disulfide	9.8	90	30	280
Hexane	9.8	930	34	3300

eurofins

Air Toxics

Summary of Detected Compounds
EPA METHOD TO-15 GC/MS

Client Sample ID: VMP-44-30-072512

Lab ID#: 1207616C-07A

2-Butanone (Methyl Ethyl Ketone)	39	4.2 J	120	12 J
Cyclohexane	9.8	600	34	2100
2,2,4-Trimethylpentane	9.8	300	46	1400
Benzene	9.8	4400	31	14000
Heptane	9.8	230	40	940
Toluene	9.8	90	37	340
Ethyl Benzene	9.8	190	42	820
m,p-Xylene	9.8	80	42	340
o-Xylene	9.8	5.6 J	42	24 J
Cumene	9.8	16	48	77
Propylbenzene	9.8	15	48	72
4-Ethyltoluene	9.8	34	48	170
1,3,5-Trimethylbenzene	9.8	8.5 J	48	42 J
1,2,4-Trimethylbenzene	9.8	5.1 J	48	25 J
Butane	39	3100	93	7400
Isopentane	39	3800	120	11000

Client Sample ID: VMP-44-30-072512-Dup

Lab ID#: 1207616C-08A

Compound	Rpt. Limit (ppbv)	Amount (ppbv)	Rpt. Limit (ug/m3)	Amount (ug/m3)
Ethanol	39	48 J	74	92 J
Acetone	39	25 J	93	60 J
2-Propanol	39	18 J	96	44 J
Carbon Disulfide	9.8	88	30	280
Hexane	9.8	940	34	3300
2-Butanone (Methyl Ethyl Ketone)	39	5.4 J	120	16 J
Cyclohexane	9.8	620	34	2100
2,2,4-Trimethylpentane	9.8	300	46	1400
Benzene	9.8	4400	31	14000
Heptane	9.8	230	40	960
Toluene	9.8	91	37	340
Ethyl Benzene	9.8	190	42	830
m,p-Xylene	9.8	81	42	350
o-Xylene	9.8	6.1 J	42	26 J

eurofins | Air Toxics

Summary of Detected Compounds
EPA METHOD TO-15 GC/MS

Client Sample ID: VMP-44-30-072512-Dup

Lab ID#: 1207616C-08A

Cumene	9.8	16	48	80
Propylbenzene	9.8	14	48	68
4-Ethyltoluene	9.8	34	48	160
1,3,5-Trimethylbenzene	9.8	7.7 J	48	38 J
1,2,4-Trimethylbenzene	9.8	5.7 J	48	28 J
Butane	39	3100	93	7300
Isopentane	39	3900	120	12000

eurofins

Air Toxics x use these results only. All other data was reported from the 34.3x dilution analysis.

Client Sample ID: VMP-44-20-072512

Lab ID#: 1207616C-06A

EPA METHOD TO-15 GC/MS

File Name:	14080108	**Date of Collection:**	7/25/12 1:40:00 PM
Dil. Factor:	103	**Date of Analysis:**	8/1/12 12:36 PM

Compound	Rpt. Limit (ppbv)	Amount (ppbv)	Rpt. Limit (ug/m3)	Amount (ug/m3)
Freon 12	520	Not Detected	2500	Not Detected
Freon 114	520	Not Detected	3600	Not Detected
Chloromethane	2100	Not Detected	4200	Not Detected
Vinyl Chloride	520	Not Detected	1300	Not Detected
1,3-Butadiene	520	Not Detected	1100	Not Detected
Bromomethane	520	Not Detected	2000	Not Detected
Chloroethane	2100	Not Detected	5400	Not Detected
Freon 11	520	Not Detected	2900	Not Detected
Ethanol	2100	Not Detected	3900	Not Detected
Freon 113	520	Not Detected	3900	Not Detected
1,1-Dichloroethene	520	Not Detected	2000	Not Detected
Acetone	2100	270 J	4900	640 J
2-Propanol	2100	Not Detected	5100	Not Detected
Carbon Disulfide	520	Not Detected	1600	Not Detected
3-Chloropropene	2100	Not Detected	6400	Not Detected
Methylene Chloride	520	Not Detected	1800	Not Detected
Methyl tert-butyl ether	520	Not Detected	1800	Not Detected
trans-1,2-Dichloroethene	520	Not Detected	2000	Not Detected
Hexane	520	63000	1800	220000
1,1-Dichloroethane	520	Not Detected	2100	Not Detected
2-Butanone (Methyl Ethyl Ketone)	2100	Not Detected	6100	Not Detected
cis-1,2-Dichloroethene	520	Not Detected	2000	Not Detected
Tetrahydrofuran	520	Not Detected	1500	Not Detected
Chloroform	520	Not Detected	2500	Not Detected
1,1,1-Trichloroethane	520	Not Detected	2800	Not Detected
Cyclohexane	520	32000	1800	110000
Carbon Tetrachloride	520	Not Detected	3200	Not Detected
2,2,4-Trimethylpentane	520	97000	2400	450000
Benzene	520	840	1600	2700
1,2-Dichloroethane	520	Not Detected	2100	Not Detected
Heptane	520	23000	2100	95000
Trichloroethene	520	Not Detected	2800	Not Detected
1,2-Dichloropropane	520	Not Detected	2400	Not Detected
1,4-Dioxane	2100	Not Detected	7400	Not Detected
Bromodichloromethane	520	Not Detected	3400	Not Detected
cis-1,3-Dichloropropene	520	Not Detected	2300	Not Detected
4-Methyl-2-pentanone	520	Not Detected	2100	Not Detected
Toluene	520	110 J	1900	420 J
trans-1,3-Dichloropropene	520	Not Detected	2300	Not Detected
1,1,2-Trichloroethane	520	Not Detected	2800	Not Detected
Tetrachloroethene	520	Not Detected	3500	Not Detected
2-Hexanone	2100	Not Detected	8400	Not Detected

eurofins

Air Toxics

Client Sample ID: VMP-44-20-072512

Lab ID#: 1207616C-06A

EPA METHOD TO-15 GC/MS

File Name:	14080108	Date of Collection:	7/25/12 1:40:00 PM
Dil. Factor:	103	Date of Analysis:	8/1/12 12:36 PM

Compound	Rpt. Limit (ppbv)	Amount (ppbv)	Rpt. Limit (ug/m3)	Amount (ug/m3)
Dibromochloromethane	520	Not Detected	4400	Not Detected
1,2-Dibromoethane (EDB)	520	Not Detected	4000	Not Detected
Chlorobenzene	520	Not Detected	2400	Not Detected
Ethyl Benzene	520	Not Detected	2200	Not Detected
m,p-Xylene	520	Not Detected	2200	Not Detected
o-Xylene	520	Not Detected	2200	Not Detected
Styrene	520	Not Detected	2200	Not Detected
Bromoform	520	Not Detected	5300	Not Detected
Cumene	520	Not Detected	2500	Not Detected
1,1,2,2-Tetrachloroethane	520	Not Detected	3500	Not Detected
Propylbenzene	520	Not Detected	2500	Not Detected
4-Ethyltoluene	520	Not Detected	2500	Not Detected
1,3,5-Trimethylbenzene	520	Not Detected	2500	Not Detected
1,2,4-Trimethylbenzene	520	Not Detected	2500	Not Detected
1,3-Dichlorobenzene	520	Not Detected	3100	Not Detected
1,4-Dichlorobenzene	520	Not Detected	3100	Not Detected
alpha-Chlorotoluene	520	Not Detected	2700	Not Detected
1,2-Dichlorobenzene	520	Not Detected	3100	Not Detected
1,2,4-Trichlorobenzene	2100	Not Detected	15000	Not Detected
Hexachlorobutadiene	2100	Not Detected	22000	Not Detected
Butane	2100	27000	4900	65000
* Isopentane	2100	170000	6100	500000

J = Estimated value.

Container Type: 1 Liter Summa Canister

Surrogates	%Recovery	Method Limits
1,2-Dichloroethane-d4	119	70-130
Toluene-d8	104	70-130
4-Bromofluorobenzene	94	70-130

eurofins | Air Toxics

* Do not use this data. Use all other data.

Client Sample ID: VMP-44-20-072512

Lab ID#: 1207616C-06B

EPA METHOD TO-15 GC/MS

File Name:	**14073123**	**Date of Collection:**	**7/25/12 1:40:00 PM**
Dil. Factor:	**34.3**	**Date of Analysis:**	**7/31/12 05:55 PM**

Compound	Rpt. Limit (ppbv)	Amount (ppbv)	Rpt. Limit (ug/m3)	Amount (ug/m3)
Freon 12	170	Not Detected	850	Not Detected
Freon 114	170	Not Detected	1200	Not Detected
Chloromethane	690	Not Detected	1400	Not Detected
Vinyl Chloride	170	Not Detected	440	Not Detected
1,3-Butadiene	170	Not Detected	380	Not Detected
Bromomethane	170	Not Detected	670	Not Detected
Chloroethane	690	Not Detected	1800	Not Detected
Freon 11	170	Not Detected	960	Not Detected
Ethanol	690	Not Detected	1300	Not Detected
Freon 113	170	Not Detected	1300	Not Detected
1,1-Dichloroethene	170	Not Detected	680	Not Detected
Acetone	690	Not Detected	1600	Not Detected
2-Propanol	690	Not Detected	1700	Not Detected
Carbon Disulfide	170	20 J J	530	61 J J
3-Chloropropene	690	Not Detected	2100	Not Detected
Methylene Chloride	170	Not Detected	600	Not Detected
Methyl tert-butyl ether	170	Not Detected	620	Not Detected
trans-1,2-Dichloroethene	170	Not Detected	680	Not Detected
Hexane	170	70000 J	600	250000 J
1,1-Dichloroethane	170	Not Detected	690	Not Detected
2-Butanone (Methyl Ethyl Ketone)	690	Not Detected	2000	Not Detected
cis-1,2-Dichloroethene	170	Not Detected	680	Not Detected
Tetrahydrofuran	170	Not Detected	500	Not Detected
Chloroform	170	Not Detected	840	Not Detected
1,1,1-Trichloroethane	170	Not Detected	940	Not Detected
Cyclohexane	170	35000 J	590	120000 J
Carbon Tetrachloride	170	Not Detected	1100	Not Detected
2,2,4-Trimethylpentane	170	110000 J	800	500000 J
Benzene	170	920 J	550	3000 J
1,2-Dichloroethane	170	Not Detected	690	Not Detected
Heptane	170	25000 J	700	100000 J
Trichloroethene	170	Not Detected	920	Not Detected
1,2-Dichloropropane	170	Not Detected	790	Not Detected
1,4-Dioxane	690	Not Detected	2500	Not Detected
Bromodichloromethane	170	Not Detected	1100	Not Detected
cis-1,3-Dichloropropene	170	Not Detected	780	Not Detected
4-Methyl-2-pentanone	170	Not Detected	700	Not Detected
Toluene	170	86 J J	650	320 J J
trans-1,3-Dichloropropene	170	Not Detected	780	Not Detected
1,1,2-Trichloroethane	170	Not Detected	940	Not Detected
Tetrachloroethene	170	Not Detected	1200	Not Detected
2-Hexanone	690	Not Detected	2800	Not Detected

eurofins | Air Toxics

Client Sample ID: VMP-44-20-072512
Lab ID#: 1207616C-06B
EPA METHOD TO-15 GC/MS

File Name:	**14073123**	**Date of Collection:**	**7/25/12 1:40:00 PM**
Dil. Factor:	**34.3**	**Date of Analysis:**	**7/31/12 05:55 PM**

Compound	Rpt. Limit (ppbv)	Amount (ppbv)	Rpt. Limit (ug/m3)	Amount (ug/m3)
Dibromochloromethane	170	Not Detected	1500	Not Detected
1,2-Dibromoethane (EDB)	170	Not Detected	1300	Not Detected
Chlorobenzene	170	Not Detected	790	Not Detected
Ethyl Benzene	170	Not Detected	740	Not Detected
m,p-Xylene	170	Not Detected	740	Not Detected
o-Xylene	170	Not Detected	740	Not Detected
Styrene	170	Not Detected	730	Not Detected
Bromoform	170	Not Detected	1800	Not Detected
Cumene	170	Not Detected	840	Not Detected
1,1,2,2-Tetrachloroethane	170	Not Detected	1200	Not Detected
Propylbenzene	170	Not Detected	840	Not Detected
4-Ethyltoluene	170	Not Detected	840	Not Detected
1,3,5-Trimethylbenzene	170	Not Detected	840	Not Detected
1,2,4-Trimethylbenzene	170	Not Detected	840	Not Detected
1,3-Dichlorobenzene	170	Not Detected	1000	Not Detected
1,4-Dichlorobenzene	170	Not Detected	1000	Not Detected
alpha-Chlorotoluene	170	Not Detected	890	Not Detected
1,2-Dichlorobenzene	170	Not Detected	1000	Not Detected
1,2,4-Trichlorobenzene	690	Not Detected	5100	Not Detected
Hexachlorobutadiene	690	Not Detected	7300	Not Detected
Butane	690	31000	1600	75000
~~Isopentane~~	~~690~~	~~190000 E~~	~~2000~~	~~550000 E~~

J = Estimated value.
E = Exceeds instrument calibration range.
Q = Exceeds Quality Control limits of 70% to 130%, due to matrix effects.
Container Type: 1 Liter Summa Canister

Surrogates	%Recovery	Method Limits
1,2-Dichloroethane-d4	138 Q	70-130
Toluene-d8	106	70-130
4-Bromofluorobenzene	96	70-130

eurofins

Air Toxics

Client Sample ID: VMP-44-30-072512

Lab ID#: 1207616C-07A

EPA METHOD TO-15 GC/MS

File Name:	14073121	Date of Collection:	7/25/12 2:29:00 PM
Dil. Factor:	1.96	Date of Analysis:	7/31/12 05:06 PM

Compound	Rpt. Limit (ppbv)	Amount (ppbv)	Rpt. Limit (ug/m3)	Amount (ug/m3)
Freon 12	9.8	Not Detected	48	Not Detected
Freon 114	9.8	Not Detected	68	Not Detected
Chloromethane	39	Not Detected	81	Not Detected
Vinyl Chloride	9.8	Not Detected	25	Not Detected
1,3-Butadiene	9.8	Not Detected	22	Not Detected
Bromomethane	9.8	Not Detected	38	Not Detected
Chloroethane	39	Not Detected	100	Not Detected
Freon 11	9.8	Not Detected	55	Not Detected
Ethanol	39	50 J	74	94 J
Freon 113	9.8	Not Detected	75	Not Detected
1,1-Dichloroethene	9.8	Not Detected	39	Not Detected
Acetone	39	30 J	93	72 J
2-Propanol	39	16 J	96	39 J
Carbon Disulfide	9.8	90	30	280
3-Chloropropene	39	Not Detected	120	Not Detected
Methylene Chloride	9.8	Not Detected	34	Not Detected
Methyl tert-butyl ether	9.8	Not Detected	35	Not Detected
trans-1,2-Dichloroethene	9.8	Not Detected	39	Not Detected
Hexane	9.8	930	34	3300
1,1-Dichloroethane	9.8	Not Detected	40	Not Detected
2-Butanone (Methyl Ethyl Ketone)	39	4.2 J	120	12 J
cis-1,2-Dichloroethene	9.8	Not Detected	39	Not Detected
Tetrahydrofuran	9.8	Not Detected	29	Not Detected
Chloroform	9.8	Not Detected	48	Not Detected
1,1,1-Trichloroethane	9.8	Not Detected	53	Not Detected
Cyclohexane	9.8	600	34	2100
Carbon Tetrachloride	9.8	Not Detected	62	Not Detected
2,2,4-Trimethylpentane	9.8	300	46	1400
Benzene	9.8	4400	31	14000
1,2-Dichloroethane	9.8	Not Detected	40	Not Detected
Heptane	9.8	230	40	940
Trichloroethene	9.8	Not Detected	53	Not Detected
1,2-Dichloropropane	9.8	Not Detected	45	Not Detected
1,4-Dioxane	39	Not Detected	140	Not Detected
Bromodichloromethane	9.8	Not Detected	66	Not Detected
cis-1,3-Dichloropropene	9.8	Not Detected	44	Not Detected
4-Methyl-2-pentanone	9.8	Not Detected	40	Not Detected
Toluene	9.8	90	37	340
trans-1,3-Dichloropropene	9.8	Not Detected	44	Not Detected
1,1,2-Trichloroethane	9.8	Not Detected	53	Not Detected
Tetrachloroethene	9.8	Not Detected	66	Not Detected
2-Hexanone	39	Not Detected	160	Not Detected

eurofins

Air Toxics

Client Sample ID: VMP-44-30-072512

Lab ID#: 1207616C-07A

EPA METHOD TO-15 GC/MS

File Name:	**14073121**	**Date of Collection:**	**7/25/12 2:29:00 PM**
Dil. Factor:	**1.96**	**Date of Analysis:**	**7/31/12 05:06 PM**

Compound	Rpt. Limit (ppbv)	Amount (ppbv)	Rpt. Limit (ug/m3)	Amount (ug/m3)
Dibromochloromethane	9.8	Not Detected	83	Not Detected
1,2-Dibromoethane (EDB)	9.8	Not Detected	75	Not Detected
Chlorobenzene	9.8	Not Detected	45	Not Detected
Ethyl Benzene	9.8	190	42	820
m,p-Xylene	9.8	80	42	340
o-Xylene	9.8	5.6 J	42	24 J
Styrene	9.8	Not Detected	42	Not Detected
Bromoform	9.8	Not Detected	100	Not Detected
Cumene	9.8	16	48	77
1,1,2,2-Tetrachloroethane	9.8	Not Detected	67	Not Detected
Propylbenzene	9.8	15	48	72
4-Ethyltoluene	9.8	34	48	170
1,3,5-Trimethylbenzene	9.8	8.5 J	48	42 J
1,2,4-Trimethylbenzene	9.8	5.1 J	48	25 J
1,3-Dichlorobenzene	9.8	Not Detected	59	Not Detected
1,4-Dichlorobenzene	9.8	Not Detected	59	Not Detected
alpha-Chlorotoluene	9.8	Not Detected	51	Not Detected
1,2-Dichlorobenzene	9.8	Not Detected	59	Not Detected
1,2,4-Trichlorobenzene	39	Not Detected	290	Not Detected
Hexachlorobutadiene	39	Not Detected	420	Not Detected
Butane	39	3100	93	7400
Isopentane	39	3800	120	11000

J = Estimated value due to bias in the CCV.
J = Estimated value.

Container Type: 1 Liter Summa Canister

Surrogates	%Recovery	Method Limits
1,2-Dichloroethane-d4	118	70-130
Toluene-d8	103	70-130
4-Bromofluorobenzene	95	70-130

eurofins | Air Toxics

Client Sample ID: VMP-44-30-072512-Dup
Lab ID#: 1207616C-08A
EPA METHOD TO-15 GC/MS

File Name:	**14073122**	**Date of Collection:**	**7/25/12 2:29:00 PM**
Dil. Factor:	**1.96**	**Date of Analysis:**	**7/31/12 05:32 PM**

Compound	Rpt. Limit (ppbv)	Amount (ppbv)	Rpt. Limit (ug/m3)	Amount (ug/m3)
Freon 12	9.8	Not Detected	48	Not Detected
Freon 114	9.8	Not Detected	68	Not Detected
Chloromethane	39	Not Detected	81	Not Detected
Vinyl Chloride	9.8	Not Detected	25	Not Detected
1,3-Butadiene	9.8	Not Detected	22	Not Detected
Bromomethane	9.8	Not Detected	38	Not Detected
Chloroethane	39	Not Detected	100	Not Detected
Freon 11	9.8	Not Detected	55	Not Detected
Ethanol	39	48 J	74	92 J
Freon 113	9.8	Not Detected	75	Not Detected
1,1-Dichloroethene	9.8	Not Detected	39	Not Detected
Acetone	39	25 J	93	60 J
2-Propanol	39	18 J	96	44 J
Carbon Disulfide	9.8	88	30	280
3-Chloropropene	39	Not Detected	120	Not Detected
Methylene Chloride	9.8	Not Detected	34	Not Detected
Methyl tert-butyl ether	9.8	Not Detected	35	Not Detected
trans-1,2-Dichloroethene	9.8	Not Detected	39	Not Detected
Hexane	9.8	940	34	3300
1,1-Dichloroethane	9.8	Not Detected	40	Not Detected
2-Butanone (Methyl Ethyl Ketone)	39	5.4 J	120	16 J
cis-1,2-Dichloroethene	9.8	Not Detected	39	Not Detected
Tetrahydrofuran	9.8	Not Detected	29	Not Detected
Chloroform	9.8	Not Detected	48	Not Detected
1,1,1-Trichloroethane	9.8	Not Detected	53	Not Detected
Cyclohexane	9.8	620	34	2100
Carbon Tetrachloride	9.8	Not Detected	62	Not Detected
2,2,4-Trimethylpentane	9.8	300	46	1400
Benzene	9.8	4400	31	14000
1,2-Dichloroethane	9.8	Not Detected	40	Not Detected
Heptane	9.8	230	40	960
Trichloroethene	9.8	Not Detected	53	Not Detected
1,2-Dichloropropane	9.8	Not Detected	45	Not Detected
1,4-Dioxane	39	Not Detected	140	Not Detected
Bromodichloromethane	9.8	Not Detected	66	Not Detected
cis-1,3-Dichloropropene	9.8	Not Detected	44	Not Detected
4-Methyl-2-pentanone	9.8	Not Detected	40	Not Detected
Toluene	9.8	91	37	340
trans-1,3-Dichloropropene	9.8	Not Detected	44	Not Detected
1,1,2-Trichloroethane	9.8	Not Detected	53	Not Detected
Tetrachloroethene	9.8	Not Detected	66	Not Detected
2-Hexanone	39	Not Detected	160	Not Detected

eurofins | Air Toxics

Client Sample ID: VMP-44-30-072512-Dup
Lab ID#: 1207616C-08A
EPA METHOD TO-15 GC/MS

File Name:	14073122	**Date of Collection:**	7/25/12 2:29:00 PM
Dil. Factor:	1.96	**Date of Analysis:**	7/31/12 05:32 PM

Compound	Rpt. Limit (ppbv)	Amount (ppbv)	Rpt. Limit (ug/m3)	Amount (ug/m3)
Dibromochloromethane	9.8	Not Detected	83	Not Detected
1,2-Dibromoethane (EDB)	9.8	Not Detected	75	Not Detected
Chlorobenzene	9.8	Not Detected	45	Not Detected
Ethyl Benzene	9.8	190	42	830
m,p-Xylene	9.8	81	42	350
o-Xylene	9.8	6.1 J	42	26 J
Styrene	9.8	Not Detected	42	Not Detected
Bromoform	9.8	Not Detected	100	Not Detected
Cumene	9.8	16	48	80
1,1,2,2-Tetrachloroethane	9.8	Not Detected	67	Not Detected
Propylbenzene	9.8	14	48	68
4-Ethyltoluene	9.8	34	48	160
1,3,5-Trimethylbenzene	9.8	7.7 J	48	38 J
1,2,4-Trimethylbenzene	9.8	5.7 J	48	28 J
1,3-Dichlorobenzene	9.8	Not Detected	59	Not Detected
1,4-Dichlorobenzene	9.8	Not Detected	59	Not Detected
alpha-Chlorotoluene	9.8	Not Detected	51	Not Detected
1,2-Dichlorobenzene	9.8	Not Detected	59	Not Detected
1,2,4-Trichlorobenzene	39	Not Detected	290	Not Detected
Hexachlorobutadiene	39	Not Detected	420	Not Detected
Butane	39	3100	93	7300
Isopentane	39	3900	120	12000

J = Estimated value due to bias in the CCV.
J = Estimated value.
Container Type: 1 Liter Summa Canister

Surrogates	%Recovery	Method Limits
1,2-Dichloroethane-d4	115	70-130
Toluene-d8	103	70-130
4-Bromofluorobenzene	95	70-130

eurofins | Air Toxics

Client Sample ID: Lab Blank
Lab ID#: 1207616C-09A
EPA METHOD TO-15 GC/MS

File Name:	14073110a	Date of Collection: NA	
Dil. Factor:	1.00	Date of Analysis: 7/31/12 11:33 AM	

Compound	Rpt. Limit (ppbv)	Amount (ppbv)	Rpt. Limit (ug/m3)	Amount (ug/m3)
Freon 12	5.0	Not Detected	25	Not Detected
Freon 114	5.0	Not Detected	35	Not Detected
Chloromethane	20	Not Detected	41	Not Detected
Vinyl Chloride	5.0	Not Detected	13	Not Detected
1,3-Butadiene	5.0	Not Detected	11	Not Detected
Bromomethane	5.0	Not Detected	19	Not Detected
Chloroethane	20	Not Detected	53	Not Detected
Freon 11	5.0	Not Detected	28	Not Detected
Ethanol	20	5.7 J	38	11 J
Freon 113	5.0	Not Detected	38	Not Detected
1,1-Dichloroethene	5.0	Not Detected	20	Not Detected
Acetone	20	Not Detected	48	Not Detected
2-Propanol	20	Not Detected	49	Not Detected
Carbon Disulfide	5.0	Not Detected	16	Not Detected
3-Chloropropene	20	Not Detected	63	Not Detected
Methylene Chloride	5.0	Not Detected	17	Not Detected
Methyl tert-butyl ether	5.0	Not Detected	18	Not Detected
trans-1,2-Dichloroethene	5.0	Not Detected	20	Not Detected
Hexane	5.0	Not Detected	18	Not Detected
1,1-Dichloroethane	5.0	Not Detected	20	Not Detected
2-Butanone (Methyl Ethyl Ketone)	20	Not Detected	59	Not Detected
cis-1,2-Dichloroethene	5.0	Not Detected	20	Not Detected
Tetrahydrofuran	5.0	Not Detected	15	Not Detected
Chloroform	5.0	Not Detected	24	Not Detected
1,1,1-Trichloroethane	5.0	Not Detected	27	Not Detected
Cyclohexane	5.0	Not Detected	17	Not Detected
Carbon Tetrachloride	5.0	Not Detected	31	Not Detected
2,2,4-Trimethylpentane	5.0	Not Detected	23	Not Detected
Benzene	5.0	Not Detected	16	Not Detected
1,2-Dichloroethane	5.0	Not Detected	20	Not Detected
Heptane	5.0	Not Detected	20	Not Detected
Trichloroethene	5.0	Not Detected	27	Not Detected
1,2-Dichloropropane	5.0	Not Detected	23	Not Detected
1,4-Dioxane	20	Not Detected	72	Not Detected
Bromodichloromethane	5.0	Not Detected	34	Not Detected
cis-1,3-Dichloropropene	5.0	Not Detected	23	Not Detected
4-Methyl-2-pentanone	5.0	Not Detected	20	Not Detected
Toluene	5.0	Not Detected	19	Not Detected
trans-1,3-Dichloropropene	5.0	Not Detected	23	Not Detected
1,1,2-Trichloroethane	5.0	Not Detected	27	Not Detected
Tetrachloroethene	5.0	Not Detected	34	Not Detected
2-Hexanone	20	Not Detected	82	Not Detected

eurofins | Air Toxics

Client Sample ID: Lab Blank
Lab ID#: 1207616C-09A
EPA METHOD TO-15 GC/MS

File Name:	14073110a	Date of Collection: NA	
Dil. Factor:	1.00	Date of Analysis: 7/31/12 11:33 AM	

Compound	Rpt. Limit (ppbv)	Amount (ppbv)	Rpt. Limit (ug/m3)	Amount (ug/m3)
Dibromochloromethane	5.0	Not Detected	42	Not Detected
1,2-Dibromoethane (EDB)	5.0	Not Detected	38	Not Detected
Chlorobenzene	5.0	Not Detected	23	Not Detected
Ethyl Benzene	5.0	Not Detected	22	Not Detected
m,p-Xylene	5.0	Not Detected	22	Not Detected
o-Xylene	5.0	Not Detected	22	Not Detected
Styrene	5.0	Not Detected	21	Not Detected
Bromoform	5.0	Not Detected	52	Not Detected
Cumene	5.0	Not Detected	24	Not Detected
1,1,2,2-Tetrachloroethane	5.0	Not Detected	34	Not Detected
Propylbenzene	5.0	Not Detected	24	Not Detected
4-Ethyltoluene	5.0	Not Detected	24	Not Detected
1,3,5-Trimethylbenzene	5.0	Not Detected	24	Not Detected
1,2,4-Trimethylbenzene	5.0	Not Detected	24	Not Detected
1,3-Dichlorobenzene	5.0	Not Detected	30	Not Detected
1,4-Dichlorobenzene	5.0	Not Detected	30	Not Detected
alpha-Chlorotoluene	5.0	Not Detected	26	Not Detected
1,2-Dichlorobenzene	5.0	Not Detected	30	Not Detected
1,2,4-Trichlorobenzene	20	Not Detected	150	Not Detected
Hexachlorobutadiene	20	Not Detected	210	Not Detected
Butane	20	Not Detected	48	Not Detected
Isopentane	20	Not Detected	59	Not Detected

J = Estimated value.

Container Type: NA - Not Applicable

Surrogates	%Recovery	Method Limits
1,2-Dichloroethane-d4	110	70-130
Toluene-d8	101	70-130
4-Bromofluorobenzene	96	70-130

Client Sample ID: Lab Blank
Lab ID#: 1207616C-09B
EPA METHOD TO-15 GC/MS

File Name:	14080107a	Date of Collection: NA	
Dil. Factor:	1.00	Date of Analysis: 8/1/12 12:10 PM	

Compound	Rpt. Limit (ppbv)	Amount (ppbv)	Rpt. Limit (ug/m3)	Amount (ug/m3)
Freon 12	5.0	Not Detected	25	Not Detected
Freon 114	5.0	Not Detected	35	Not Detected
Chloromethane	20	Not Detected	41	Not Detected
Vinyl Chloride	5.0	Not Detected	13	Not Detected
1,3-Butadiene	5.0	Not Detected	11	Not Detected
Bromomethane	5.0	Not Detected	19	Not Detected
Chloroethane	20	Not Detected	53	Not Detected
Freon 11	5.0	Not Detected	28	Not Detected
Ethanol	20	Not Detected	38	Not Detected
Freon 113	5.0	Not Detected	38	Not Detected
1,1-Dichloroethene	5.0	Not Detected	20	Not Detected
Acetone	20	Not Detected	48	Not Detected
2-Propanol	20	Not Detected	49	Not Detected
Carbon Disulfide	5.0	Not Detected	16	Not Detected
3-Chloropropene	20	Not Detected	63	Not Detected
Methylene Chloride	5.0	Not Detected	17	Not Detected
Methyl tert-butyl ether	5.0	Not Detected	18	Not Detected
trans-1,2-Dichloroethene	5.0	Not Detected	20	Not Detected
Hexane	5.0	Not Detected	18	Not Detected
1,1-Dichloroethane	5.0	Not Detected	20	Not Detected
2-Butanone (Methyl Ethyl Ketone)	20	Not Detected	59	Not Detected
cis-1,2-Dichloroethene	5.0	Not Detected	20	Not Detected
Tetrahydrofuran	5.0	Not Detected	15	Not Detected
Chloroform	5.0	Not Detected	24	Not Detected
1,1,1-Trichloroethane	5.0	Not Detected	27	Not Detected
Cyclohexane	5.0	Not Detected	17	Not Detected
Carbon Tetrachloride	5.0	Not Detected	31	Not Detected
2,2,4-Trimethylpentane	5.0	Not Detected	23	Not Detected
Benzene	5.0	Not Detected	16	Not Detected
1,2-Dichloroethane	5.0	Not Detected	20	Not Detected
Heptane	5.0	Not Detected	20	Not Detected
Trichloroethene	5.0	Not Detected	27	Not Detected
1,2-Dichloropropane	5.0	Not Detected	23	Not Detected
1,4-Dioxane	20	Not Detected	72	Not Detected
Bromodichloromethane	5.0	Not Detected	34	Not Detected
cis-1,3-Dichloropropene	5.0	Not Detected	23	Not Detected
4-Methyl-2-pentanone	5.0	Not Detected	20	Not Detected
Toluene	5.0	Not Detected	19	Not Detected
trans-1,3-Dichloropropene	5.0	Not Detected	23	Not Detected
1,1,2-Trichloroethane	5.0	Not Detected	27	Not Detected
Tetrachloroethene	5.0	Not Detected	34	Not Detected
2-Hexanone	20	Not Detected	82	Not Detected

eurofins | Air Toxics

Client Sample ID: Lab Blank
Lab ID#: 1207616C-09B
EPA METHOD TO-15 GC/MS

File Name:	14080107a	**Date of Collection: NA**	
Dil. Factor:	1.00	**Date of Analysis: 8/1/12 12:10 PM**	

Compound	Rpt. Limit (ppbv)	Amount (ppbv)	Rpt. Limit (ug/m3)	Amount (ug/m3)
Dibromochloromethane	5.0	Not Detected	42	Not Detected
1,2-Dibromoethane (EDB)	5.0	Not Detected	38	Not Detected
Chlorobenzene	5.0	Not Detected	23	Not Detected
Ethyl Benzene	5.0	Not Detected	22	Not Detected
m,p-Xylene	5.0	Not Detected	22	Not Detected
o-Xylene	5.0	Not Detected	22	Not Detected
Styrene	5.0	Not Detected	21	Not Detected
Bromoform	5.0	Not Detected	52	Not Detected
Cumene	5.0	Not Detected	24	Not Detected
1,1,2,2-Tetrachloroethane	5.0	Not Detected	34	Not Detected
Propylbenzene	5.0	Not Detected	24	Not Detected
4-Ethyltoluene	5.0	Not Detected	24	Not Detected
1,3,5-Trimethylbenzene	5.0	Not Detected	24	Not Detected
1,2,4-Trimethylbenzene	5.0	Not Detected	24	Not Detected
1,3-Dichlorobenzene	5.0	Not Detected	30	Not Detected
1,4-Dichlorobenzene	5.0	Not Detected	30	Not Detected
alpha-Chlorotoluene	5.0	Not Detected	26	Not Detected
1,2-Dichlorobenzene	5.0	Not Detected	30	Not Detected
1,2,4-Trichlorobenzene	20	Not Detected	150	Not Detected
Hexachlorobutadiene	20	Not Detected	210	Not Detected
Butane	20	Not Detected	48	Not Detected
Isopentane	20	Not Detected	59	Not Detected

Container Type: NA - Not Applicable

Surrogates	%Recovery	Method Limits
1,2-Dichloroethane-d4	114	70-130
Toluene-d8	102	70-130
4-Bromofluorobenzene	94	70-130

eurofins

Air Toxics

Client Sample ID: CCV

Lab ID#: 1207616C-10A

EPA METHOD TO-15 GC/MS

File Name:	**14073105**	**Date of Collection: NA**	
Dil. Factor:	**1.00**	**Date of Analysis: 7/31/12 09:40 AM**	

Compound	%Recovery
Freon 12	109
Freon 114	105
Chloromethane	121
Vinyl Chloride	103
1,3-Butadiene	110
Bromomethane	109
Chloroethane	112
Freon 11	110
Ethanol	133 Q
Freon 113	102
1,1-Dichloroethene	111
Acetone	114
2-Propanol	119
Carbon Disulfide	92
3-Chloropropene	92
Methylene Chloride	113
Methyl tert-butyl ether	96
trans-1,2-Dichloroethene	98
Hexane	110
1,1-Dichloroethane	104
2-Butanone (Methyl Ethyl Ketone)	98
cis-1,2-Dichloroethene	106
Tetrahydrofuran	117
Chloroform	101
1,1,1-Trichloroethane	100
Cyclohexane	97
Carbon Tetrachloride	104
2,2,4-Trimethylpentane	111
Benzene	103
1,2-Dichloroethane	106
Heptane	102
Trichloroethene	101
1,2-Dichloropropane	106
1,4-Dioxane	98
Bromodichloromethane	104
cis-1,3-Dichloropropene	95
4-Methyl-2-pentanone	97
Toluene	100
trans-1,3-Dichloropropene	92
1,1,2-Trichloroethane	97
Tetrachloroethene	97
2-Hexanone	100

eurofins | Air Toxics

Client Sample ID: CCV
Lab ID#: 1207I6C-I0A
EPA METHOD TO-15 GC/MS

File Name:	**14073105**	**Date of Collection: NA**	
Dil. Factor:	**1.00**	**Date of Analysis: 7/31/12 09:40 AM**	

Compound	%Recovery
Dibromochloromethane	98
1,2-Dibromoethane (EDB)	95
Chlorobenzene	94
Ethyl Benzene	92
m,p-Xylene	94
o-Xylene	94
Styrene	95
Bromoform	104
Cumene	98
1,1,2,2-Tetrachloroethane	103
Propylbenzene	104
4-Ethyltoluene	95
1,3,5-Trimethylbenzene	113
1,2,4-Trimethylbenzene	97
1,3-Dichlorobenzene	101
1,4-Dichlorobenzene	91
alpha-Chlorotoluene	114
1,2-Dichlorobenzene	93
1,2,4-Trichlorobenzene	98
Hexachlorobutadiene	106
Butane	106
Isopentane	125

Q = Exceeds Quality Control limits.

Container Type: NA - Not Applicable

Surrogates	%Recovery	Method Limits
1,2-Dichloroethane-d4	109	70-130
Toluene-d8	104	70-130
4-Bromofluorobenzene	97	70-130

eurofins

Air Toxics

Client Sample ID: CCV
Lab ID#: 1207616C-10B
EPA METHOD TO-15 GC/MS

File Name:	**14080102**	**Date of Collection: NA**	
Dil. Factor:	**1.00**	**Date of Analysis: 8/1/12 09:31 AM**	

Compound	%Recovery
Freon 12	109
Freon 114	107
Chloromethane	120
Vinyl Chloride	103
1,3-Butadiene	105
Bromomethane	110
Chloroethane	108
Freon 11	110
Ethanol	132 Q
Freon 113	102
1,1-Dichloroethene	110
Acetone	114
2-Propanol	118
Carbon Disulfide	93
3-Chloropropene	89
Methylene Chloride	114
Methyl tert-butyl ether	96
trans-1,2-Dichloroethene	101
Hexane	109
1,1-Dichloroethane	105
2-Butanone (Methyl Ethyl Ketone)	97
cis-1,2-Dichloroethene	106
Tetrahydrofuran	120
Chloroform	101
1,1,1-Trichloroethane	99
Cyclohexane	97
Carbon Tetrachloride	103
2,2,4-Trimethylpentane	110
Benzene	105
1,2-Dichloroethane	109
Heptane	102
Trichloroethene	102
1,2-Dichloropropane	107
1,4-Dioxane	98
Bromodichloromethane	104
cis-1,3-Dichloropropene	94
4-Methyl-2-pentanone	99
Toluene	100
trans-1,3-Dichloropropene	91
1,1,2-Trichloroethane	98
Tetrachloroethene	98
2-Hexanone	98

eurofins | Air Toxics

Client Sample ID: CCV
Lab ID#: 1207616C-10B
EPA METHOD TO-15 GC/MS

File Name:	**14080102**	**Date of Collection: NA**	
Dil. Factor:	**1.00**	**Date of Analysis: 8/1/12 09:31 AM**	

Compound	%Recovery
Dibromochloromethane	99
1,2-Dibromoethane (EDB)	96
Chlorobenzene	93
Ethyl Benzene	94
m,p-Xylene	93
o-Xylene	93
Styrene	95
Bromoform	105
Cumene	98
1,1,2,2-Tetrachloroethane	106
Propylbenzene	108
4-Ethyltoluene	97
1,3,5-Trimethylbenzene	117
1,2,4-Trimethylbenzene	99
1,3-Dichlorobenzene	103
1,4-Dichlorobenzene	96
alpha-Chlorotoluene	118
1,2-Dichlorobenzene	95
1,2,4-Trichlorobenzene	110
Hexachlorobutadiene	118
Butane	107
Isopentane	123

Q = Exceeds Quality Control limits.

Container Type: NA - Not Applicable

Surrogates	%Recovery	Method Limits
1,2-Dichloroethane-d4	110	70-130
Toluene-d8	105	70-130
4-Bromofluorobenzene	98	70-130

eurofins | Air Toxics

Client Sample ID: LCS
Lab ID#: 1207616C-11A
EPA METHOD TO-15 GC/MS

File Name:	**14073106**	**Date of Collection: NA**	
Dil. Factor:	**1.00**	**Date of Analysis: 7/31/12 09:58 AM**	

Compound	%Recovery
Freon 12	106
Freon 114	103
Chloromethane	119
Vinyl Chloride	104
1,3-Butadiene	108
Bromomethane	107
Chloroethane	108
Freon 11	105
Ethanol	125
Freon 113	99
1,1-Dichloroethene	111
Acetone	105
2-Propanol	115
Carbon Disulfide	112
3-Chloropropene	97
Methylene Chloride	108
Methyl tert-butyl ether	90
trans-1,2-Dichloroethene	106
Hexane	103
1,1-Dichloroethane	98
2-Butanone (Methyl Ethyl Ketone)	92
cis-1,2-Dichloroethene	100
Tetrahydrofuran	106
Chloroform	97
1,1,1-Trichloroethane	97
Cyclohexane	93
Carbon Tetrachloride	100
2,2,4-Trimethylpentane	103
Benzene	99
1,2-Dichloroethane	101
Heptane	95
Trichloroethene	96
1,2-Dichloropropane	100
1,4-Dioxane	88
Bromodichloromethane	101
cis-1,3-Dichloropropene	93
4-Methyl-2-pentanone	91
Toluene	94
trans-1,3-Dichloropropene	90
1,1,2-Trichloroethane	93
Tetrachloroethene	93
2-Hexanone	92

eurofins | Air Toxics

Client Sample ID: LCS
Lab ID#: 1207616C-11A
EPA METHOD TO-15 GC/MS

File Name:	**14073106**	**Date of Collection: NA**	
Dil. Factor:	**1.00**	**Date of Analysis: 7/31/12 09:58 AM**	

Compound	%Recovery
Dibromochloromethane	95
1,2-Dibromoethane (EDB)	92
Chlorobenzene	91
Ethyl Benzene	91
m,p-Xylene	91
o-Xylene	92
Styrene	93
Bromoform	101
Cumene	96
1,1,2,2-Tetrachloroethane	100
Propylbenzene	102
4-Ethyltoluene	88
1,3,5-Trimethylbenzene	109
1,2,4-Trimethylbenzene	94
1,3-Dichlorobenzene	100
1,4-Dichlorobenzene	89
alpha-Chlorotoluene	107
1,2-Dichlorobenzene	91
1,2,4-Trichlorobenzene	120
Hexachlorobutadiene	121
Butane	102
Isopentane	120

Container Type: NA - Not Applicable

Surrogates	%Recovery	Method Limits
1,2-Dichloroethane-d4	111	70-130
Toluene-d8	104	70-130
4-Bromofluorobenzene	98	70-130

Client Sample ID: LCSD
Lab ID#: 1207616C-11AA
EPA METHOD TO-15 GC/MS

File Name:	**14073107**	**Date of Collection: NA**
Dil. Factor:	**1.00**	**Date of Analysis: 7/31/12 10:22 AM**

Compound	%Recovery
Freon 12	107
Freon 114	105
Chloromethane	128
Vinyl Chloride	108
1,3-Butadiene	108
Bromomethane	108
Chloroethane	109
Freon 11	106
Ethanol	125
Freon 113	99
1,1-Dichloroethene	113
Acetone	108
2-Propanol	116
Carbon Disulfide	114
3-Chloropropene	98
Methylene Chloride	110
Methyl tert-butyl ether	92
trans-1,2-Dichloroethene	108
Hexane	107
1,1-Dichloroethane	102
2-Butanone (Methyl Ethyl Ketone)	96
cis-1,2-Dichloroethene	103
Tetrahydrofuran	110
Chloroform	100
1,1,1-Trichloroethane	99
Cyclohexane	96
Carbon Tetrachloride	104
2,2,4-Trimethylpentane	106
Benzene	100
1,2-Dichloroethane	102
Heptane	96
Trichloroethene	99
1,2-Dichloropropane	104
1,4-Dioxane	90
Bromodichloromethane	101
cis-1,3-Dichloropropene	95
4-Methyl-2-pentanone	92
Toluene	96
trans-1,3-Dichloropropene	90
1,1,2-Trichloroethane	92
Tetrachloroethene	92
2-Hexanone	92

eurofins | Air Toxics

Client Sample ID: LCSD
Lab ID#: 1207616C-11AA
EPA METHOD TO-15 GC/MS

File Name:	**14073107**	**Date of Collection: NA**	
Dil. Factor:	**1.00**	**Date of Analysis: 7/31/12 10:22 AM**	

Compound	%Recovery
Dibromochloromethane	95
1,2-Dibromoethane (EDB)	92
Chlorobenzene	91
Ethyl Benzene	90
m,p-Xylene	91
o-Xylene	91
Styrene	92
Bromoform	100
Cumene	94
1,1,2,2-Tetrachloroethane	101
Propylbenzene	102
4-Ethyltoluene	88
1,3,5-Trimethylbenzene	108
1,2,4-Trimethylbenzene	94
1,3-Dichlorobenzene	102
1,4-Dichlorobenzene	92
alpha-Chlorotoluene	108
1,2-Dichlorobenzene	95
1,2,4-Trichlorobenzene	125
Hexachlorobutadiene	130
Butane	107
Isopentane	119

Container Type: NA - Not Applicable

Surrogates	%Recovery	Method Limits
1,2-Dichloroethane-d4	110	70-130
Toluene-d8	106	70-130
4-Bromofluorobenzene	97	70-130

eurofins

Air Toxics

Client Sample ID: LCS

Lab ID#: 1207616C-11B

EPA METHOD TO-15 GC/MS

File Name:	**14080103**	**Date of Collection: NA**	
Dil. Factor:	**1.00**	**Date of Analysis: 8/1/12 09:49 AM**	

Compound	%Recovery
Freon 12	106
Freon 114	102
Chloromethane	120
Vinyl Chloride	104
1,3-Butadiene	103
Bromomethane	109
Chloroethane	107
Freon 11	108
Ethanol	122
Freon 113	100
1,1-Dichloroethene	111
Acetone	107
2-Propanol	113
Carbon Disulfide	113
3-Chloropropene	97
Methylene Chloride	107
Methyl tert-butyl ether	92
trans-1,2-Dichloroethene	106
Hexane	103
1,1-Dichloroethane	100
2-Butanone (Methyl Ethyl Ketone)	94
cis-1,2-Dichloroethene	100
Tetrahydrofuran	108
Chloroform	100
1,1,1-Trichloroethane	97
Cyclohexane	92
Carbon Tetrachloride	100
2,2,4-Trimethylpentane	105
Benzene	100
1,2-Dichloroethane	102
Heptane	94
Trichloroethene	99
1,2-Dichloropropane	103
1,4-Dioxane	86
Bromodichloromethane	101
cis-1,3-Dichloropropene	90
4-Methyl-2-pentanone	88
Toluene	94
trans-1,3-Dichloropropene	90
1,1,2-Trichloroethane	94
Tetrachloroethene	92
2-Hexanone	90

eurofins

Air Toxics

Client Sample ID: LCS
Lab ID#: 1207616C-11B
EPA METHOD TO-15 GC/MS

File Name:	**14080103**	**Date of Collection: NA**	
Dil. Factor:	**1.00**	**Date of Analysis: 8/1/12 09:49 AM**	

Compound	%Recovery
Dibromochloromethane	94
1,2-Dibromoethane (EDB)	91
Chlorobenzene	90
Ethyl Benzene	89
m,p-Xylene	90
o-Xylene	91
Styrene	91
Bromoform	99
Cumene	95
1,1,2,2-Tetrachloroethane	102
Propylbenzene	102
4-Ethyltoluene	88
1,3,5-Trimethylbenzene	109
1,2,4-Trimethylbenzene	92
1,3-Dichlorobenzene	98
1,4-Dichlorobenzene	90
alpha-Chlorotoluene	106
1,2-Dichlorobenzene	91
1,2,4-Trichlorobenzene	113
Hexachlorobutadiene	112
Butane	100
Isopentane	120

Container Type: NA - Not Applicable

Surrogates	%Recovery	Method Limits
1,2-Dichloroethane-d4	107	70-130
Toluene-d8	105	70-130
4-Bromofluorobenzene	97	70-130

eurofins

Air Toxics

Client Sample ID: LCSD

Lab ID#: 1207616C-11BB

EPA METHOD TO-15 GC/MS

File Name:	**14080104**	**Date of Collection: NA**	
Dil. Factor:	**1.00**	**Date of Analysis: 8/1/12 10:12 AM**	

Compound	%Recovery
Freon 12	106
Freon 114	102
Chloromethane	118
Vinyl Chloride	104
1,3-Butadiene	104
Bromomethane	105
Chloroethane	106
Freon 11	106
Ethanol	107
Freon 113	99
1,1-Dichloroethene	110
Acetone	105
2-Propanol	114
Carbon Disulfide	113
3-Chloropropene	99
Methylene Chloride	107
Methyl tert-butyl ether	90
trans-1,2-Dichloroethene	103
Hexane	103
1,1-Dichloroethane	99
2-Butanone (Methyl Ethyl Ketone)	92
cis-1,2-Dichloroethene	101
Tetrahydrofuran	107
Chloroform	98
1,1,1-Trichloroethane	97
Cyclohexane	93
Carbon Tetrachloride	100
2,2,4-Trimethylpentane	105
Benzene	98
1,2-Dichloroethane	100
Heptane	94
Trichloroethene	97
1,2-Dichloropropane	101
1,4-Dioxane	88
Bromodichloromethane	98
cis-1,3-Dichloropropene	90
4-Methyl-2-pentanone	87
Toluene	94
trans-1,3-Dichloropropene	87
1,1,2-Trichloroethane	92
Tetrachloroethene	91
2-Hexanone	88

eurofins | Air Toxics

Client Sample ID: LCSD
Lab ID#: 1207616C-11BB
EPA METHOD TO-15 GC/MS

File Name:	14080104	Date of Collection: NA	
Dil. Factor:	1.00	Date of Analysis: 8/1/12 10:12 AM	

Compound	%Recovery
Dibromochloromethane	93
1,2-Dibromoethane (EDB)	90
Chlorobenzene	88
Ethyl Benzene	88
m,p-Xylene	88
o-Xylene	88
Styrene	89
Bromoform	95
Cumene	92
1,1,2,2-Tetrachloroethane	98
Propylbenzene	98
4-Ethyltoluene	85
1,3,5-Trimethylbenzene	104
1,2,4-Trimethylbenzene	90
1,3-Dichlorobenzene	95
1,4-Dichlorobenzene	87
alpha-Chlorotoluene	102
1,2-Dichlorobenzene	89
1,2,4-Trichlorobenzene	103
Hexachlorobutadiene	112
Butane	100
Isopentane	117

Container Type: NA - Not Applicable

Surrogates	%Recovery	Method Limits
1,2-Dichloroethane-d4	110	70-130
Toluene-d8	105	70-130
4-Bromofluorobenzene	98	70-130

12076.6

Shell Oil Products Chain Of Custody Record

URS

Air Toxics LTD.
Project Name: Roxana Soil Vapor
Project # 21562735.00013

Lab Vendor #

Please Check Appropriate Box:
- [x] ENV SERVICES
- [ ] MOTIVA RETAIL
- [ ] SHELL RETAIL
- [ ] MOTIVA SD&CM
- [ ] CONSULTANT
- [ ] LUBES
- [ ] SHELL PIPELINE
- [ ] OTHER

Print Bill To Contact Name: Robert Mooshegian

PO #

INCIDENT # (ENV SERVICES): 9 7 2 1 6 6 4 0

SAP #: 3 4 0 0 6 1

- [ ] CHECK IF NO INCIDENT # APPLIES

DATE 07/27/12

PAGE 1 of 1

SAMPLING COMPANY: URS CORPORATION

LOG CODE:

SITE ADDRESS Street and City: 900 SOUTH CENTRAL AVE -- ROXANA

State: IL

GLOBAL ID NO:

ADDRESS: 1001 HIGHLANDS PLAZA DRIVE WEST - SUITE 300, ST LOUIS, MO 63110

EDF DELIVERABLE TO (Name, Company, Office Location): Elizabeth Kunkel, URS, St. Louis

PHONE NO: 314-743-4179

E-MAIL: [illegible]

CONSULTANT PROJECT NAME: Roxana Soil Vapor

LABORATORY ADDRESS: Air Toxics LTD 180 Blue Ravine Road, Suite B, Folsom, CA 95630-4719

M. Currier, C Williams, C Kretzer, M Mittermeyer, J Jackson, D Mattingly, L Rathnow

TELEPHONE: 314-429-0462

BY To Contact E-MAIL: Robert.Mooshegian@urs.com

TURNAROUND TIME (CALENDAR DAYS)
- [x] STANDARD (14 DAY)
- [ ] 5 DAYS
- [ ] 3 DAYS
- [ ] 2 DAYS
- [ ] 24 HOURS
- [ ] RESULTS NEEDED ON WEEKEND

- [ ] LA - RWQCB REPORT FORMAT
- [x] UST AGENCY

DELIVERABLES: [ ] LEVEL 1 [ ] LEVEL 2 [ ] LEVEL 3 [x] LEVEL 4 [ ] OTHER (SPECIFY)

- [x] SHELL CONTRACT RATE APPLIES
- [ ] STATE REIMBURSEMENT RATE APPLIES
- [ ] EDD NOT NEEDED
- [x] RECEIPT VERIFICATION REQUESTED

REQUESTED ANALYSIS

Turn Around Time:
- [x] Normal
- [ ] Rush
- Specify

Lab Use Only
Pressurized by:
Date:
Pressurization Gas: N_2 He

LAB USE ONLY	Field Sample Identification	SAMPLING DATE	SAMPLING TIME	Canister Number	Canister Pressure/Vacuum Initial	Final	Receipt	Final (psi)	Modified TO-15 + Butane & Isopentane	ASTM D-1946 + Helium	ASTM D-1946
01A	VMP-12-25-072712	07/27/12	1010-1040	36556	-29.5	-9.5			X	X	
02A	VMP-12-25-072712-Dup	07/27/12	1010-1040	34627	-29.5	-9			X	X	
03A	VMP-12-39-072612	07/26/12	1636-1706	34129	-29.5	-8.5			X	X	
04A	VMP-15-21 5-072512	07/25/12	1505-1538	36489	-30	-9			X	X	
05A	VMP-25-21-072612	07/26/12	1542-1110	14522	-29	-7.5			X	X	
06A	VMP-44-20-072512	07/25/12	1309-1340	337[illegible]7	-29	-9.5			X	X	
07A	VMP-44-30-072512	07/25/12	1355-1429	34094	-29.5	-8.5			X	X	
08A	VMP-44-30-072512-Dup	07/25/12	1355-1429	373[illegible]5	-29.5	-8			X	X	

ADDITIONAL NOTES:
- 14 day hold time
- Report results between MDL and RL
- Level IV ECVP

Relinquished by (Signature)	Received by (Signature)	Date	Time
[signature]	FEDEX	7/27/12	1700
	[signature]	7/28/12	0900

05/2008 Rev 0

Custody Seal Intact
Y N None Temp NA

eurofins | Air Toxics

8/1/2012
Ms. Elizabeth Kunkel
URS Corporation
1001 Highlands Plaza Dr. West
Suite 300
St. Louis MO 63110

Project Name: Roxana Soil Vapor
Project #: 21562735.00013
Workorder #: 1207616D

Dear Ms. Elizabeth Kunkel

The following report includes the data for the above referenced project for sample(s) received on 7/28/2012 at Air Toxics Ltd.

The data and associated QC analyzed by Modified ASTM D-1946 are compliant with the project requirements or laboratory criteria with the exception of the deviations noted in the attached case narrative.

Thank you for choosing Air Toxics Ltd. for your air analysis needs. Air Toxics Ltd. is committed to providing accurate data of the highest quality. Please feel free to contact the Project Manager: Kelly Buettner at 916-985-1000 if you have any questions regarding the data in this report.

Regards,

Kelly Buettner

Project Manager

eurofins | Air Toxics

WORK ORDER #: 1207616D

Work Order Summary

CLIENT:	Ms. Elizabeth Kunkel URS Corporation 1001 Highlands Plaza Dr. West Suite 300 St. Louis, MO 63110	**BILL TO:**	Accounts Payable Austin URS Corporation P.O. BOX 203970 Austin, TX 78720-1088
PHONE:	314-743-4179	**P.O. #**	21562735.00013
FAX:		**PROJECT #**	21562735.00013 Roxana Soil Vapor
DATE RECEIVED:	07/28/2012	**CONTACT:**	Kelly Buettner
DATE COMPLETED:	08/01/2012		

FRACTION #	NAME	TEST	RECEIPT VAC./PRES.	FINAL PRESSURE
06A	VMP-44-20-072512	Modified ASTM D-1946	10.5 "Hg	5 psi
07A	VMP-44-30-072512	Modified ASTM D-1946	9.5 "Hg	5 psi
08A	VMP-44-30-072512-Dup	Modified ASTM D-1946	9.5 "Hg	5 psi
09A	Lab Blank	Modified ASTM D-1946	NA	NA
09B	Lab Blank	Modified ASTM D-1946	NA	NA
10A	LCS	Modified ASTM D-1946	NA	NA
10AA	LCSD	Modified ASTM D-1946	NA	NA

CERTIFIED BY: Heidi Hoeges DATE: 08/01/12

Technical Director

Certfication numbers: AZ Licensure AZ0775, CA NELAP - 12282CA, NY NELAP - 11291, TX NELAP - T104704434-12-5, UT NELAP CA009332012-3, WA NELAP - C935
Name of Accrediting Agency: NELAP/ORELAP (Oregon Environmental Laboratory Accreditation Program)
Accreditation number: CA300005, Effective date: 10/18/2011, Expiration date: 10/17/2012.
Eurofins Air Toxics Ltd. certifies that the test results contained in this report meet all requirements of the NELAC standards

This report shall not be reproduced, except in full, without the written approval of Eurofins | Air Toxics, Inc

180 BLUE RAVINE ROAD, SUITE B FOLSOM, CA - 95630
(916) 985-1000 . (800) 985-5955 . FAX (916) 985-1020

LABORATORY NARRATIVE
Modified ASTM D-1946
URS Corporation
Workorder# 1207616D

Three 1 Liter Summa Canister samples were received on July 28, 2012. The laboratory performed analysis via Modified ASTM Method D-1946 for Methane and fixed gases in air using GC/FID or GC/TCD. The method involves direct injection of 1.0 mL of sample.

On the analytical column employed for this analysis, Oxygen coelutes with Argon. The corresponding peak is quantitated as Oxygen.

Since Nitrogen is used to pressurize samples, the reported Nitrogen values are calculated by adding all the sample components and subtracting from 100%.

Method modifications taken to run these samples are summarized in the table below. Specific project requirements may over-ride the ATL modifications.

Requirement	*ASTM D-1946*	*ATL Modifications*
Calibration	A single point calibration is performed using a reference standard closely matching the composition of the unknown.	A 3-point calibration curve is performed. Quantitation is based on a daily calibration standard which may or may not resemble the composition of the associated samples.
Reference Standard	The composition of any reference standard must be known to within 0.01 mol % for any component.	The standards used by ATL are blended to a >/= 95% accuracy.
Sample Injection Volume	Components whose concentrations are in excess of 5 % should not be analyzed by using sample volumes greater than 0.5 mL.	The sample container is connected directly to a fixed volume sample loop of 1.0 mL on the GC. Linear range is defined by the calibration curve. Bags are loaded by vacuum.
Normalization	Normalize the mole percent values by multiplying each value by 100 and dividing by the sum of the original values. The sum of the original values should not differ from 100% by more than 1.0%.	Results are not normalized. The sum of the reported values can differ from 100% by as much as 15%, either due to analytical variability or an unusual sample matrix.
Precision	Precision requirements established at each concentration level.	Duplicates should agree within 25% RPD for detections > 5 X's the RL.

Receiving Notes

There were no receiving discrepancies.

Analytical Notes

As per project specific client request the laboratory has reported estimated values for target compound hits that are below the Reporting Limit but greater than the Method Detection Limit.

Definition of Data Qualifying Flags

Seven qualifiers may have been used on the data analysis sheets and indicate as follows:
B - Compound present in laboratory blank greater than reporting limit.
J - Estimated value.
E - Exceeds instrument calibration range.
S - Saturated peak.
Q - Exceeds quality control limits.
U - Compound analyzed for but not detected above the detection limit.
M - Reported value may be biased due to apparent matrix interferences.
File extensions may have been used on the data analysis sheets and indicates as follows:
a-File was requantified
b-File was quantified by a second column and detector
r1-File was requantified for the purpose of reissue

eurofins

Air Toxics

Summary of Detected Compounds
NATURAL GAS ANALYSIS BY MODIFIED ASTM D-1946

Client Sample ID: VMP-44-20-072512

Lab ID#: 1207616D-06A

Compound	Rpt. Limit (%)	Amount (%)
Oxygen	0.21	3.9
Nitrogen	0.21	81
Methane	0.00021	0.019
Carbon Dioxide	0.021	15
Helium	0.10	0.056 J

Client Sample ID: VMP-44-30-072512

Lab ID#: 1207616D-07A

Compound	Rpt. Limit (%)	Amount (%)
Oxygen	0.20	10
Nitrogen	0.20	81
Methane	0.00020	0.0033
Carbon Dioxide	0.020	9.2
Helium	0.098	0.028 J

Client Sample ID: VMP-44-30-072512-Dup

Lab ID#: 1207616D-08A

Compound	Rpt. Limit (%)	Amount (%)
Oxygen	0.20	9.9
Nitrogen	0.20	81
Methane	0.00020	0.0034
Carbon Dioxide	0.020	9.4
Helium	0.098	0.016 J

eurofins | Air Toxics

Client Sample ID: VMP-44-20-072512

Lab ID#: 1207616D-06A

NATURAL GAS ANALYSIS BY MODIFIED ASTM D-1946

File Name:	**9073109**	**Date of Collection:**	**7/25/12 1:40:00 PM**
Dil. Factor:	**2.06**	**Date of Analysis:**	**7/31/12 04:30 PM**

Compound	Rpt. Limit (%)	Amount (%)
Oxygen	0.21	3.9
Nitrogen	0.21	81
Carbon Monoxide	0.021	Not Detected
Methane	0.00021	0.019
Carbon Dioxide	0.021	15
Ethane	0.0021	Not Detected
Ethene	0.0021	Not Detected
Helium	0.10	0.056 J

J = Estimated value.

Container Type: 1 Liter Summa Canister

eurofins

Air Toxics

Client Sample ID: VMP-44-30-072512

Lab ID#: 1207616D-07A

NATURAL GAS ANALYSIS BY MODIFIED ASTM D-1946

File Name:	**9073107**	**Date of Collection:**	**7/25/12 2:29:00 PM**
Dil. Factor:	**1.96**	**Date of Analysis:**	**7/31/12 03:43 PM**

Compound	Rpt. Limit (%)	Amount (%)
Oxygen	0.20	10
Nitrogen	0.20	81
Carbon Monoxide	0.020	Not Detected
Methane	0.00020	0.0033
Carbon Dioxide	0.020	9.2
Ethane	0.0020	Not Detected
Ethene	0.0020	Not Detected
Helium	0.098	0.028 J

J = Estimated value.

Container Type: 1 Liter Summa Canister

eurofins | Air Toxics

Client Sample ID: VMP-44-30-072512-Dup

Lab ID#: 1207616D-08A

NATURAL GAS ANALYSIS BY MODIFIED ASTM D-1946

File Name:	**9073108**	**Date of Collection:**	**7/25/12 2:29:00 PM**
Dil. Factor:	**1.96**	**Date of Analysis:**	**7/31/12 04:05 PM**

Compound	Rpt. Limit (%)	Amount (%)
Oxygen	0.20	9.9
Nitrogen	0.20	81
Carbon Monoxide	0.020	Not Detected
Methane	0.00020	0.0034
Carbon Dioxide	0.020	9.4
Ethane	0.0020	Not Detected
Ethene	0.0020	Not Detected
Helium	0.098	0.016 J

J = Estimated value.

Container Type: 1 Liter Summa Canister

eurofins

Air Toxics

Client Sample ID: Lab Blank

Lab ID#: 1207616D-09A

NATURAL GAS ANALYSIS BY MODIFIED ASTM D-1946

File Name:	**9073104a**	**Date of Collection: NA**	
Dil. Factor:	**1.00**	**Date of Analysis: 7/31/12 02:33 PM**	

Compound	Rpt. Limit (%)	Amount (%)
Oxygen	0.10	0.0096 J
Nitrogen	0.10	0.080 J
Carbon Monoxide	0.010	Not Detected
Methane	0.00010	Not Detected
Carbon Dioxide	0.010	Not Detected
Ethane	0.0010	Not Detected
Ethene	0.0010	Not Detected

J = Estimated value.

Container Type: NA - Not Applicable

eurofins | Air Toxics

Client Sample ID: Lab Blank

Lab ID#: 1207616D-09B

NATURAL GAS ANALYSIS BY MODIFIED ASTM D-1946

File Name:	9073103b	Date of Collection: NA	
Dil. Factor:	1.00	Date of Analysis: 7/31/12 02:11 PM	

Compound	Rpt. Limit (%)	Amount (%)
Helium	0.050	Not Detected

Container Type: NA - Not Applicable

eurofins | Air Toxics

Client Sample ID: LCS

Lab ID#: 1207616D-10A

NATURAL GAS ANALYSIS BY MODIFIED ASTM D-1946

File Name:	9073102	Date of Collection: NA	
Dil. Factor:	1.00	Date of Analysis: 7/31/12 01:44 PM	

Compound	%Recovery
Oxygen	99
Nitrogen	100
Carbon Monoxide	99
Methane	100
Carbon Dioxide	101
Ethane	101
Ethene	98
Helium	100

Container Type: NA - Not Applicable

eurofins | Air Toxics

Client Sample ID: LCSD

Lab ID#: 1207616D-10AA

NATURAL GAS ANALYSIS BY MODIFIED ASTM D-1946

File Name:	9073127	Date of Collection: NA	
Dil. Factor:	1.00	Date of Analysis: 7/31/12 11:43 PM	

Compound	%Recovery
Oxygen	100
Nitrogen	100
Carbon Monoxide	102
Methane	100
Carbon Dioxide	101
Ethane	102
Ethene	98
Helium	100

Container Type: NA - Not Applicable

12076.6

Shell Oil Products Chain Of Custody Record

URS

Air Toxics LTD.
Project Name: Roxana Soil Vapor
Project # 21562735.00013

Lab Vendor #

Please Check Appropriate Box:
☑ ENV SERVICES ☐ MOTIVA RETAIL ☐ SHELL RETAIL
☐ MOTIVA SD&CM ☐ CONSULTANT ☐ LUBES
☐ SHELL PIPELINE ☐ OTHER _____

Print Bill To Contact Name: Robert Mooshegian

INCIDENT # (ENV SERVICES): 9 7 2 1 6 6 4 0

☐ CHECK IF NO INCIDENT # APPLIES

DATE 07/27/12

PAGE 1 of 1

PO #

SAP #: 3 4 0 0 6 1

SAMPLING COMPANY: URS CORPORATION

LOG CODE

SITE ADDRESS: Street and City: 900 SOUTH CENTRAL AVE -- ROXANA

State: IL

GLOBAL ID NO

ADDRESS: 1001 HIGHLANDS PLAZA DRIVE WEST - SUITE 300, ST LOUIS, MO 63110

EDF DELIVERABLE TO (Name, Company, Office Location): Elizabeth Kunkel, URS, St. Louis

PHONE NO: 314-743-4179

E-MAIL: Elizabeth_Kunkel@URSCorp.com

CONSULTANT PROJECT NAME: Roxana Soil Vapor

LABORATORY ADDRESS: Air Toxics LTD 180 Blue Ravine Road, Suite B, Folsom, CA 95630-4719

M Currier, C Williams, C Kretzer, M Mittermeyer, J Jackson, D Mattingly, L Rathnow

TELEPHONE

FAX: 314-429-0462

ST TO CONTACT E-MAIL: Robert.Mooshegian@urs.com

TURNAROUND TIME (CALENDAR DAYS)
☑ STANDARD (14 DAY) ☐ 5 DAYS ☐ 3 DAYS ☐ 2 DAYS ☐ 24 HOURS ☐ RESULTS NEEDED ON WEEKEND

☐ LA - RWQCB REPORT FORMAT ☑ UST AGENCY.

DELIVERABLES: ☐ LEVEL 1 ☐ LEVEL 2 ☐ LEVEL 3 ☑ LEVEL 4 ☐ OTHER (SPECIFY) _____

☑ SHELL CONTRACT RATE APPLIES
☐ STATE REIMBURSEMENT RATE APPLIES
☐ EDD NOT NEEDED
☑ RECEIPT VERIFICATION REQUESTED

REQUESTED ANALYSIS

Turn Around Time: ☑ Normal ☐ Rush Specify

Lab Use Only
Pressurized by:
Date:
Pressurization Gas: N_2 He

LAB USE ONLY	Field Sample Identification	SAMPLING DATE	SAMPLING TIME	Canister Number	Canister Pressure/Vacuum Initial	Final	Receipt	Final (psi)	Modified TO-15 + Butane & Isopentane	ASTM D-1946 + Helium	ASTM D-1946
01A	VMP-12-25-072712	07/27/12	1010-1040	36556	-29.5	-9.5			X	X	
02A	VMP-12-25-072712-Dup	07/27/12	1010-1040	34627	-29.5	-9			X	X	
03A	VMP-12-39-072612	07/26/12	1626-1706	34129	-29.5	-8.5			X	X	
04A	VMP-15-21 5-072512	07/25/12	1505-1538	36489	-30	-9			X	X	
05A	VMP-25-21-072612	07/26/12	1042-1110	14522	-29	-7.5			X	X	
06A	VMP-44-20-072512	07/25/12	1309-1340	33717	-29	-9.5			X	X	
07A	VMP 44-30-072512	07/25/12	1355-1429	34094	-29.5	-8.5			X	X	
08A	VMP-44-30-072512-Dup	07/25/12	1355-1429	37315	-29.5	-8			X	X	

ADDITIONAL NOTES:

- 14 day hold time
- Report results between MDL and RL
- Level IV ECVP

Relinquished by (Signature)	Received by (Signature)	Date	Time
[signature]	FEDEX	7/27/12	1700
	[signature]	7/28/12	0900

05/08/08 Revision

Custody Seal Intact
Y N None Temp NA

Roxana Soil Vapor Quarterly – 3rd Quarter 2012 Data Review

Laboratory SDG: 1207656AR1,B

Data Reviewer: Melissa Mansker

Peer Reviewer: Elizabeth Kunkel

Date Reviewed: 8/28/2012

Guidance: USEPA National Functional Guidelines for Superfund Organic Methods Data Review 2008

Sample Identification	Sample Identification
VMP-3-5-072712	VMP-4-5-072512
VMP-12-5-072612	VMP-12-5-072612-Dup
VMP-12-11.5-072712	VMP-15-5-072512
VMP-25-5-072612	VMP-31-10-072612

1.0 Data Package Completeness

Were all items delivered as specified in the QAPP and COC as appropriate?

Yes, however sample VMP-12-11.5-072712 is not usable due to helium results in the sample (5.8%) that were greater than 10% of the helium in the shroud (50.2%). A second sampling was taken on August 20, 2012, and was reported in SDG 1208462A,B.

2.0 Laboratory Case Narrative \ Cooler Receipt Form

Were problems noted in the laboratory case narrative or cooler receipt form?

Yes, the laboratory case narrative indicated sample VMP-25-5-072612 was diluted due to high levels of target analytes. TO-15 CCV and LCS/LCSD recoveries were outside evaluation criteria. Although not indicated in the laboratory case narrative, analytes were detected in the method blank. Several analytes were qualified due to a greater than two times (2X) the reporting level difference in field duplicate pair VMP-12-5-072612/VMP-12-5-072512-Dup. These issues are addressed further in the appropriate sections below.

No issues or discrepancies were noted in the cooler receipt form, however the laboratory report was revised to remove the incorrectly laboratory assigned "J" flag for chlorobenzene in sample VMP-15-5-072512.

3.0 Holding Times

Were samples extracted/analyzed within applicable limits?

Yes

4.0 Blank Contamination

Were any analytes detected in the Blanks?

Yes

Blank ID	Parameter	Analyte	Concentration/ Amount
1207656AR1-09A	TO-15	Carbon disulfide	0.41 ppbv / 1.3 µg/m^3

Blank ID	Parameter	Analyte	Concentration/ Amount
1207656AR1-09A	TO-15	Methylene chloride	0.12 ppbv / 0.41 µg/m^3
1207656AR1-09A	TO-15	cis-1,3-Dichloropropene	0.092 ppbv / 0.42 µg/m^3
1207656AR1-09A	TO-15	Toluene	0.074 ppbv / 0.28 µg/m^3
1207656AR1-09A	TO-15	trans-1,3-Dichloropropene	0.14 ppbv / 0.64 µg/m^3
1207656AR1-09A	TO-15	Chlorobenzene	0.36 ppbv / 1.6 µg/m^3
1207656AR1-09A	TO-15	Ethyl benzene	0.078 ppbv / 0.34 µg/m^3
1207656AR1-09A	TO-15	1,3-Dichlorobenzene	0.13 ppbv / 0.77 µg/m^3
1207656AR1-09A	TO-15	1,4-Dichlorobenzene	0.16 ppbv / 0.99 µg/m^3
1207656AR1-09A	TO-15	alpha-Chlorotoluene	0.10 ppbv / 0.52 µg/m^3
1207656AR1-09A	TO-15	1,2-Dichlorobenzene	0.12 ppbv / 0.73 µg/m^3
1207656B-09A	Natural gases	Oxygen	0.012%
1207656B-09A	Natural gases	Nitrogen	0.095%

Qualifications due to blank contamination are included in the table below. Analytical data that were reported non-detect or at concentrations greater than five times (5X) the associated blank concentration did not require qualification.

Sample ID	Parameter	Analyte	New Reporting Limit (RL)	Qualification
VMP-3-5-072712	TO-15	Chlorobenzene	-	**U**
VMP-3-5-072712	TO-15	Ethyl benzene	-	**U**
VMP-3-5-072712	TO-15	1,3-Dichlorobenzene	-	**U**
VMP-3-5-072712	TO-15	1,4-Dichlorobenzene	-	**U**
VMP-3-5-072712	TO-15	1,2-Dichlorobenzene	-	**U**
VMP-4-5-072512	TO-15	Chlorobenzene	-	**U**
VMP-4-5-072512	TO-15	1,3-Dichlorobenzene	-	**U**
VMP-4-5-072512	TO-15	1,4-Dichlorobenzene	-	**U**
VMP-12-5-072612	TO-15	Carbon disulfide	-	**U**
VMP-12-5-072612	TO-15	Chlorobenzene	-	**U**
VMP-12-5-072612	TO-15	1,4-Dichlorobenzene	-	**U**
VMP-12-5-072612-Dup	TO-15	Carbon disulfide	-	**U**
VMP-12-5-072612-Dup	TO-15	Chlorobenzene	-	**U**
VMP-12-5-072612-Dup	TO-15	1,4-Dichlorobenzene	-	**U**
VMP-12-11.5-072712	TO-15	Carbon disulfide	-	**U**
VMP-12-11.5-072712	TO-15	Chlorobenzene	-	**U**
VMP-12-11.5-072712	TO-15	1,4-Dichlorobenzene	-	**U**
VMP-15-5-072512	TO-15	Chlorobenzene	-	**U**
VMP-15-5-072512	TO-15	1,3-Dichlorobenzene	-	**U**
VMP-15-5-072512	TO-15	1,4-Dichlorobenzene	-	**U**
VMP-25-5-072612	TO-15	Methylene chloride	-	**U**
VMP-25-5-072612	TO-15	1,4-Dichlorobenzene	-	**U**
VMP-31-10-072612	TO-15	Carbon disulfide	-	**U**

Sample ID	Parameter	Analyte	New Reporting Limit (RL)	Qualification
VMP-31-10-072612	TO-15	Methylene chloride	-	**U**
VMP-31-10-072612	TO-15	Chlorobenzene	-	**U**
VMP-31-10-072612	TO-15	1,3-Dichlorobenzene	-	**U**
VMP-31-10-072612	TO-15	1,4-Dichlorobenzene	-	**U**

5.0 Laboratory Control Sample

Were LCS recoveries within evaluation criteria?

No

LCS/LCSD ID	Parameter	Analyte	LCS/LCSD Recovery	LCS/ LCSD RPD	LCS/LCSD/ RPD Criteria
1207656AR1-11A/AA	TO-15	Bromomethane	**143**/**158**	10	70-130/25
1207656AR1-11A/AA	TO-15	Carbon disulfide	128/**133**	4	70-130/25

Analytical data that required qualification based on LCS data are included in the table below. Analytical data which were reported as non-detect and associated with LCS recoveries above evaluation criteria, indicating a possible high bias, did not require qualification.

Field ID	Parameter	Analyte	Qualification
VMP-3-5-072712	TO-15	Carbon disulfide	**J**
VMP-4-5-072512	TO-15	Carbon disulfide	**J**
VMP-15-5-072512	TO-15	Bromomethane	**J**
VMP-15-5-072512	TO-15	Carbon disulfide	**J**
VMP-31-10-072612	TO-15	Bromomethane	**J**

6.0 Surrogate Recoveries

Were surrogate recoveries within evaluation criteria?

Yes

7.0 Matrix Spike and Matrix Spike Duplicate Recoveries

Were MS/MSD samples analyzed as part of this SDG?

MS/MSD samples are not applicable for vapor samples, due to the inability to spike the samples.

8.0 Laboratory Duplicate Results

Were laboratory duplicate samples collected as part of this SDG?

No

9.0 Field Duplicate Results

Were field duplicate samples collected as part of this SDG?

Yes

Field ID	Field Duplicate ID
VMP-12-5-072612	VMP-12-5-072612-Dup

Were field duplicate sample RPDs within evaluation criteria?

No

Field ID	Field Duplicate ID	Parameter	Analyte	RPD	Qualification
VMP-12-5-072612	VMP-12-5-072612-Dup	TO-15	2-Propanol	**>2X RL**	**J/J**
VMP-12-5-072612	VMP-12-5-072612-Dup	TO-15	Hexane	**>2X RL**	**J/J**
VMP-12-5-072612	VMP-12-5-072612-Dup	TO-15	Benzene	**>2X RL**	**J/J**
VMP-12-5-072612	VMP-12-5-072612-Dup	TO-15	Toluene	**>2X RL**	**J/J**

10.0 Sample Dilutions

For samples that were diluted and nondetect, were undiluted results also reported?

Not applicable; analytes were detected in samples that were diluted.

11.0 Additional Qualifications

Were additional qualifications applied?

No, however, the CCV percent recovery for ethanol was outside evaluation criteria as summarized in the table below.

CCV ID	Parameter	Analyte	CCV Recovery	CCV Criteria
1207656AR1-10A	TO-15	Bromomethane	**151**	70-130

Data associated with the CCV recovery above evaluation criteria was also associated with LCS/LCSD recoveries outside evaluation criteria; no qualification of data is required.

eurofins | Air Toxics

8/14/2012
Ms. Elizabeth Kunkel
URS Corporation
1001 Highlands Plaza Dr. West
Suite 300
St. Louis MO 63110

Project Name: Roxana Soil Vapor
Project #: 21562735.00013
Workorder #: 1207656AR1

Dear Ms. Elizabeth Kunkel

The following report includes the data for the above referenced project for sample(s) received on 7/30/2012 at Air Toxics Ltd.

The data and associated QC analyzed by Modified TO-15 are compliant with the project requirements or laboratory criteria with the exception of the deviations noted in the attached case narrative.

Thank you for choosing Air Toxics Ltd. for your air analysis needs. Air Toxics Ltd. is committed to providing accurate data of the highest quality. Please feel free to contact the Project Manager: Kelly Buettner at 916-985-1000 if you have any questions regarding the data in this report.

Regards,

Kelly Buettner

Project Manager

Reviewed on 8/28/12

eurofins | Air Toxics

WORK ORDER #: 1207656AR1

Work Order Summary

CLIENT:	Ms. Elizabeth Kunkel URS Corporation 1001 Highlands Plaza Dr. West Suite 300 St. Louis, MO 63110	**BILL TO:**	Accounts Payable Austin URS Corporation P.O. BOX 203970 Austin, TX 78720-1088
PHONE:	314-743-4179	**P.O. #**	21562735.00013
FAX:		**PROJECT #**	21562735.00013 Roxana Soil Vapor
DATE RECEIVED:	07/30/2012	**CONTACT:**	Kelly Buettner
DATE COMPLETED:	08/13/2012		
DATE REISSUED:	08/14/2012		

FRACTION #	NAME	TEST	RECEIPT VAC./PRES.	FINAL PRESSURE
01A	VMP-3-5-072712	Modified TO-15	10.0 "Hg	5 psi
02A	VMP-4-5-072512	Modified TO-15	11.2 "Hg	5 psi
03A	VMP-12-5-072612	Modified TO-15	9.4 "Hg	5 psi
04A	VMP-12-5-072612-Dup	Modified TO-15	7.4 "Hg	5 psi
05A	VMP-12-11.5-072712	Modified TO-15	8.0 "Hg	5 psi
06A	VMP-15-5-072512	Modified TO-15	9.6 "Hg	5 psi
07A	VMP-25-5-072612	Modified TO-15	9.6 "Hg	5 psi
08A	VMP-31-10-072612	Modified TO-15	9.4 "Hg	5 psi
09A	Lab Blank	Modified TO-15	NA	NA
10A	CCV	Modified TO-15	NA	NA
11A	LCS	Modified TO-15	NA	NA
11AA	LCSD	Modified TO-15	NA	NA

CERTIFIED BY: Heidi Jaeger DATE: 08/14/12

Technical Director

Certfication numbers: AZ Licensure AZ0775, CA NELAP - 12282CA, NY NELAP - 11291, TX NELAP - T104704434-12-5, UT NELAP CA009332012-3, WA NELAP - C935
Name of Accrediting Agency: NELAP/ORELAP (Oregon Environmental Laboratory Accreditation Program)
Accreditation number: CA300005, Effective date: 10/18/2011, Expiration date: 10/17/2012.
Eurofins Air Toxics Ltd. certifies that the test results contained in this report meet all requirements of the NELAC standards

This report shall not be reproduced, except in full, without the written approval of Eurofins Air Toxics, Inc

180 BLUE RAVINE ROAD, SUITE B FOLSOM, CA - 9563
(916) 985-1000 . (800) 985-5955 . FAX (916) 985-1020

LABORATORY NARRATIVE
EPA Method TO-15
URS Corporation
Workorder# 1207656AR1

Eight 1 Liter Summa Canister samples were received on July 30, 2012. The laboratory performed analysis via EPA Method TO-15 using GC/MS in the full scan mode.

This workorder was independently validated prior to submittal using 'USEPA National Functional Guidelines' as generally applied to the analysis of volatile organic compounds in air. A rules-based, logic driven, independent validation engine was employed to assess completeness, evaluate pass/fail of relevant project quality control requirements and verification of all quantified amounts.

Receiving Notes

There were no receiving discrepancies.

Analytical Notes

As per client project requirements, the laboratory has reported estimated values for target compound hits that are below the Reporting Limit but greater than the Method Detection Limit. Concentrations that are below the level at which the canister was certified may be false positives.

Dilution was performed on sample VMP-25-5-072612 due to the presence of high level target species.

Bromomethane had high recoveries in the CCV and LCS/LCSD at 151% and 143%/158%, respectively, which exceed the laboratory and method acceptance criteria. Detections reported in the associated samples were flagged as estimated values.

All Quality Control Limit exceedances and affected sample results are noted by flags. Each flag is defined at the bottom of this Case Narrative and on each Sample Result Summary page. Target compound non-detects in the samples that are associated with high bias in QC analyses have not been flagged.

THE WORK ORDER WAS RE-ISSUED ON AUGUST 14, 2012 TO REMOVE THE "J" FLAG FOR CHLOROBENZENE IN SAMPLE VMP-15-5-072512.

Definition of Data Qualifying Flags

Eight qualifiers may have been used on the data analysis sheets and indicates as follows:

B - Compound present in laboratory blank greater than reporting limit (background subtraction not performed).
J - Estimated value.
E - Exceeds instrument calibration range.
S - Saturated peak.
Q - Exceeds quality control limits.
U - Compound analyzed for but not detected above the reporting limit.
UJ- Non-detected compound associated with low bias in the CCV and/or LCS.
N - The identification is based on presumptive evidence.

File extensions may have been used on the data analysis sheets and indicates

as follows:
a-File was requantified
b-File was quantified by a second column and detector
r1-File was requantified for the purpose of reissue

eurofins

Air Toxics

Summary of Detected Compounds
EPA METHOD TO-15 GC/MS FULL SCAN

Client Sample ID: VMP-3-5-072712

Lab ID#: 1207656AR1-01A

Compound	Rpt. Limit (ppbv)	Amount (ppbv)	Rpt. Limit (ug/m3)	Amount (ug/m3)
Freon 12	1.0	0.58 J	5.0	2.9 J
Freon 11	1.0	0.33 J	5.6	1.8 J
Ethanol	4.0	38	7.6	72
Acetone	10	46	24	110
2-Propanol	4.0	22	9.9	55
Carbon Disulfide	4.0	4.3 J	12	13 J
Methylene Chloride	10	0.70 J	35	2.4 J
Hexane	1.0	6.1	3.5	22
2-Butanone (Methyl Ethyl Ketone)	4.0	8.7	12	26
Tetrahydrofuran	1.0	1.7	3.0	5.0
Chloroform	1.0	1.5	4.9	7.2
Cyclohexane	1.0	0.19 J	3.4	0.67 J
Carbon Tetrachloride	1.0	0.50 J	6.3	3.2 J
2,2,4-Trimethylpentane	1.0	0.47 J	4.7	2.2 J
Benzene	1.0	40	3.2	130
Heptane	1.0	0.71 J	4.1	2.9 J
1,2-Dichloropropane	1.0	0.18 J	4.6	0.81 J
Bromodichloromethane	1.0	0.14 J	6.7	0.97 J
4-Methyl-2-pentanone	1.0	14	4.1	59
Toluene	1.0	6.4	3.8	24
2-Hexanone	4.0	0.88 J	16	3.6 J
Chlorobenzene	1.0	~~0.93 J~~ U	4.6	~~4.3 J~~ U
Ethyl Benzene	1.0	~~0.73 J~~ U	4.4	~~3.2 J~~ U
m,p-Xylene	1.0	1.3	4.4	5.6
o-Xylene	1.0	0.66 J	4.4	2.9 J
Styrene	1.0	0.69 J	4.3	2.9 J
Cumene	1.0	3.0	4.9	15
Propylbenzene	1.0	0.23 J	4.9	1.1 J
4-Ethyltoluene	1.0	0.57 J	4.9	2.8 J
1,3,5-Trimethylbenzene	1.0	0.22 J	4.9	1.1 J
1,2,4-Trimethylbenzene	1.0	0.58 J	4.9	2.8 J
1,3-Dichlorobenzene	1.0	~~0.24 J~~ U	6.0	~~1.4 J~~ U
1,4-Dichlorobenzene	1.0	~~0.30 J~~ U	6.0	~~1.8 J~~ U

eurofins

Air Toxics

Summary of Detected Compounds
EPA METHOD TO-15 GC/MS FULL SCAN

Client Sample ID: VMP-3-5-072712

Lab ID#: 1207656AR1-01A

1,2-Dichlorobenzene	1.0	~~0.18 J~~ U	6.0	~~1.1 J~~ U
Butane	4.0	2.0 J	9.6	4.7 J
Isopentane	4.0	3.0 J	12	9.0 J

Client Sample ID: VMP-4-5-072512

Lab ID#: 1207656AR1-02A

Compound	Rpt. Limit (ppbv)	Amount (ppbv)	Rpt. Limit (ug/m3)	Amount (ug/m3)
Freon 12	1.1	0.56 J	5.3	2.8 J
Freon 11	1.1	0.17 J	6.0	0.96 J
Ethanol	4.3	51	8.1	95
Acetone	11	50	25	120
2-Propanol	4.3	46	10	110
Carbon Disulfide	4.3	4.6 J	13	14 J
Methylene Chloride	11	0.74 J	37	2.6 J
Hexane	1.1	3.3	3.8	12
2-Butanone (Methyl Ethyl Ketone)	4.3	12	13	34
Tetrahydrofuran	1.1	0.92 J	3.2	2.7 J
Chloroform	1.1	0.39 J	5.2	1.9 J
Cyclohexane	1.1	2.5	3.7	8.7
2,2,4-Trimethylpentane	1.1	4.4	5.0	20
Benzene	1.1	87	3.4	280
Heptane	1.1	7.4	4.4	30
4-Methyl-2-pentanone	1.1	78	4.4	320
Toluene	1.1	31	4.0	120
Tetrachloroethene	1.1	0.35 J	7.2	2.4 J
2-Hexanone	4.3	1.3 J	18	5.3 J
Chlorobenzene	1.1	~~0.92 J~~ U	4.9	~~4.2 J~~ U
Ethyl Benzene	1.1	4.8	4.6	21
m,p-Xylene	1.1	9.8	4.6	43
o-Xylene	1.1	3.0	4.6	13
Styrene	1.1	1.2	4.6	5.1
Cumene	1.1	15	5.2	73
Propylbenzene	1.1	0.50 J	5.3	2.4 J
4-Ethyltoluene	1.1	1.9	5.3	9.3

eurofins | Air Toxics

Summary of Detected Compounds
EPA METHOD TO-15 GC/MS FULL SCAN

Client Sample ID: VMP-4-5-072512

Lab ID#: 1207656AR1-02A

1,3,5-Trimethylbenzene	1.1	0.57 J	5.3	2.8 J
1,2,4-Trimethylbenzene	1.1	1.4	5.2	7.0
1,3-Dichlorobenzene	1.1	~~0.25 J~~ q	6.4	~~1.5 J~~ q
1,4-Dichlorobenzene	1.1	~~0.52 J~~ q	6.4	~~3.2 J~~ q
Butane	4.3	5.2	10	12
Isopentane	4.3	9.0	13	27

Client Sample ID: VMP-12-5-072612

Lab ID#: 1207656AR1-03A

Compound	Rpt. Limit (ppbv)	Amount (ppbv)	Rpt. Limit (ug/m3)	Amount (ug/m3)
Freon 12	0.98	0.66 J	4.8	3.2 J
Freon 11	0.98	0.21 J	5.5	1.2 J
Ethanol	3.9	9.2	7.3	17
Acetone	9.8	24	23	57
2-Propanol	3.9	55 J	9.6	140 J
Carbon Disulfide	3.9	~~1.4 J~~ q	12	~~4.4 J~~ q
Methylene Chloride	9.8	2.1 J	34	7.4 J
Hexane	0.98	2.4 J	3.4	8.4 J
2-Butanone (Methyl Ethyl Ketone)	3.9	1.9 J	12	5.7 J
Chloroform	0.98	1.0	4.8	4.9
Cyclohexane	0.98	1.7	3.4	6.0
2,2,4-Trimethylpentane	0.98	1.4	4.6	6.5
Benzene	0.98	36 J	3.1	120 J
Heptane	0.98	2.0	4.0	8.1
4-Methyl-2-pentanone	0.98	1.1	4.0	4.4
Toluene	0.98	2.9 J	3.7	11 J
Chlorobenzene	0.98	~~0.94 J~~ q	4.5	~~4.3 J~~ q
Ethyl Benzene	0.98	0.66 J	4.2	2.9 J
m,p-Xylene	0.98	1.2	4.2	5.2
o-Xylene	0.98	0.41 J	4.2	1.8 J
Styrene	0.98	0.22 J	4.2	0.93 J
Cumene	0.98	0.22 J	4.8	1.1 J
Propylbenzene	0.98	0.16 J	4.8	0.81 J
1,3,5-Trimethylbenzene	0.98	0.17 J	4.8	0.84 J

eurofins

Air Toxics

Summary of Detected Compounds
EPA METHOD TO-15 GC/MS FULL SCAN

Client Sample ID: VMP-12-5-072612

Lab ID#: 1207656AR1-03A

1,2,4-Trimethylbenzene	0.98	0.35 J	4.8	1.7 J
1,4-Dichlorobenzene	0.98	~~0.25 J~~ U	5.9	~~1.5 J~~ U
Butane	3.9	6.0	9.3	14
Isopentane	3.9	8.9	12	26

Client Sample ID: VMP-12-5-072612-Dup

Lab ID#: 1207656AR1-04A

Compound	Rpt. Limit (ppbv)	Amount (ppbv)	Rpt. Limit (ug/m3)	Amount (ug/m3)
Freon 12	0.89	1.2	4.4	5.9
Freon 11	0.89	0.32 J	5.0	1.8 J
Ethanol	3.6	7.1	6.7	13
Acetone	8.9	13	21	32
2-Propanol	3.6	0.54 J J	8.7	1.3 J J
Carbon Disulfide	3.6	~~0.76 J~~ U	11	~~2.4 J~~ U
Methylene Chloride	8.9	13	31	45
Hexane	0.89	0.13 J J	3.1	0.45 J J
2,2,4-Trimethylpentane	0.89	0.17 J	4.2	0.79 J
Benzene	0.89	0.57 J J	2.8	1.8 J J
Heptane	0.89	0.15 J	3.6	0.60 J
Toluene	0.89	0.42 J J	3.4	1.6 J J
Chlorobenzene	0.89	~~0.82 J~~ U	4.1	~~3.8 J~~ U
m,p-Xylene	0.89	0.24 J	3.9	1.0 J
o-Xylene	0.89	0.19 J	3.9	0.82 J
1,4-Dichlorobenzene	0.89	~~0.13 J~~ U	5.4	~~0.78 J~~ U
Isopentane	3.6	1.1 J	10	3.2 J

* Sample not usable due to helium results in the sample (58%) that were greater than 10% of the helium in the shroud (50.2). Please see SDG 1208462A,B for second sampling results.

* **Client Sample ID: VMP-12-11.5-072712**

Lab ID#: 1207656AR1-05A

Compound	Rpt. Limit (ppbv)	Amount (ppbv)	Rpt. Limit (ug/m3)	Amount (ug/m3)
Freon 12	0.92	0.67 J	4.5	3.3 J
Freon 11	0.92	0.31 J	5.1	1.7 J
Ethanol	3.7	32	6.9	59

eurofins

Air Toxics

Summary of Detected Compounds
EPA METHOD TO-15 GC/MS FULL SCAN

Client Sample ID: VMP-12-11.5-072712

Lab ID#: 1207656AR1-05A

Acetone	9.2	27	22	64
2-Propanol	3.7	16	9.0	40
Carbon Disulfide	3.7	~~0.87 J~~ U	11	~~2.7 J~~ U
Methylene Chloride	9.2	4.6 J	32	16 J
Hexane	0.92	4.8	3.2	17
2-Butanone (Methyl Ethyl Ketone)	3.7	5.1	11	15
Tetrahydrofuran	0.92	0.46 J	2.7	1.4 J
Chloroform	0.92	0.52 J	4.5	2.6 J
Cyclohexane	0.92	3.7	3.1	13
2,2,4-Trimethylpentane	0.92	6.4	4.3	30
Benzene	0.92	48	2.9	150
Heptane	0.92	3.4	3.7	14
4-Methyl-2-pentanone	0.92	23	3.7	95
Toluene	0.92	12	3.4	44
Chlorobenzene	0.92	~~0.82 J~~ U	4.2	~~3.8 J~~ U
Ethyl Benzene	0.92	1.2	4.0	5.4
m,p-Xylene	0.92	2.5	4.0	11
o-Xylene	0.92	0.97	4.0	4.2
Styrene	0.92	0.44 J	3.9	1.8 J
Cumene	0.92	4.6	4.5	22
Propylbenzene	0.92	0.28 J	4.5	1.4 J
4-Ethyltoluene	0.92	0.56 J	4.5	2.7 J
1,3,5-Trimethylbenzene	0.92	0.29 J	4.5	1.4 J
1,2,4-Trimethylbenzene	0.92	0.54 J	4.5	2.6 J
1,4-Dichlorobenzene	0.92	~~0.30 J~~ U	5.5	~~1.8 J~~ U
Butane	3.7	21	8.7	51
Isopentane	3.7	47	11	140

Client Sample ID: VMP-15-5-072512

Lab ID#: 1207656AR1-06A

Compound	Rpt. Limit (ppbv)	Amount (ppbv)	Rpt. Limit (ug/m3)	Amount (ug/m3)
Freon 12	0.98	0.58 J	4.9	2.9 J
Chloromethane	9.8	8.2 J	20	17 J
Bromomethane	9.8	0.52 J J	38	2.0 J J

eurofins | Air Toxics

Summary of Detected Compounds
EPA METHOD TO-15 GC/MS FULL SCAN

Client Sample ID: VMP-15-5-072512

Lab ID#: 1207656AR1-06A

Freon 11	0.98	0.28 J	5.5	1.6 J
Ethanol	3.9	26	7.4	49
Acetone	9.8	27	23	64
2-Propanol	3.9	4.0	9.7	9.9
Carbon Disulfide	3.9	5.7 J	12	18 J
Methylene Chloride	9.8	1.3 J	34	4.4 J
Hexane	0.98	3.4	3.5	12
2-Butanone (Methyl Ethyl Ketone)	3.9	4.5	12	13
Chloroform	0.98	5.0	4.8	25
Cyclohexane	0.98	0.25 J	3.4	0.85 J
Carbon Tetrachloride	0.98	0.23 J	6.2	1.4 J
2,2,4-Trimethylpentane	0.98	0.25 J	4.6	1.2 J
Benzene	0.98	1.6	3.1	5.0
4-Methyl-2-pentanone	0.98	15	4.0	60
Toluene	0.98	6.9	3.7	26
2-Hexanone	3.9	0.91 J	16	3.7 J
Chlorobenzene	0.98	~~0.98~~ U	4.5	~~4.5~~ U
Ethyl Benzene	0.98	0.77 J	4.3	3.4 J
m,p-Xylene	0.98	2.0	4.3	8.5
o-Xylene	0.98	0.90 J	4.3	3.9 J
Styrene	0.98	0.94 J	4.2	4.0 J
Cumene	0.98	6.0	4.8	30
Propylbenzene	0.98	0.25 J	4.8	1.2 J
4-Ethyltoluene	0.98	0.71 J	4.8	3.5 J
1,3,5-Trimethylbenzene	0.98	0.37 J	4.8	1.8 J
1,2,4-Trimethylbenzene	0.98	0.80 J	4.8	3.9 J
1,3-Dichlorobenzene	0.98	~~0.24 J~~ U	5.9	~~1.4 J~~ U
1,4-Dichlorobenzene	0.98	~~0.33 J~~ U	5.9	~~2.0 J~~ U
Isopentane	3.9	1.2 J	12	3.4 J

Client Sample ID: VMP-25-5-072612

Lab ID#: 1207656AR1-07A

Compound	Rpt. Limit (ppbv)	Amount (ppbv)	Rpt. Limit (ug/m3)	Amount (ug/m3)
Ethanol	13	10 J	25	19 J

eurofins

Air Toxics

Summary of Detected Compounds
EPA METHOD TO-15 GC/MS FULL SCAN

Client Sample ID: VMP-25-5-072612

Lab ID#: 1207656AR1-07A

Acetone	33	9.0 J	78	21 J
2-Propanol	13	16	32	39
Methylene Chloride	33	~~0.50 J~~ 4	110	~~1.7 J~~ 4
Hexane	3.3	140	12	510
2-Butanone (Methyl Ethyl Ketone)	13	5.9 J	39	17 J
Chloroform	3.3	4.2	16	20
Cyclohexane	3.3	140	11	480
Benzene	3.3	66	10	210
Heptane	3.3	45	13	180
4-Methyl-2-pentanone	3.3	24	13	98
Toluene	3.3	11	12	42
Tetrachloroethene	3.3	1.2 J	22	8.4 J
Chlorobenzene	3.3	1.9 J	15	8.7 J
Ethyl Benzene	3.3	3.3	14	14
m,p-Xylene	3.3	6.4	14	28
o-Xylene	3.3	2.5 J	14	11 J
Styrene	3.3	0.86 J	14	3.7 J
Cumene	3.3	5.0	16	24
Propylbenzene	3.3	2.6 J	16	13 J
4-Ethyltoluene	3.3	2.1 J	16	10 J
1,3,5-Trimethylbenzene	3.3	0.73 J	16	3.6 J
1,2,4-Trimethylbenzene	3.3	1.5 J	16	7.6 J
1,4-Dichlorobenzene	3.3	~~0.40 J~~ 4	20	~~2.4 J~~ 4
Butane	13	860	31	2000
Isopentane	13	1000	39	3000

Client Sample ID: VMP-31-10-072612

Lab ID#: 1207656AR1-08A

Compound	Rpt. Limit (ppbv)	Amount (ppbv)	Rpt. Limit (ug/m3)	Amount (ug/m3)
Freon 12	0.98	0.71 J	4.8	3.5 J
Bromomethane	9.8	0.39 J J	38	1.5 J J
Freon 11	0.98	0.21 J	5.5	1.2 J
Ethanol	3.9	6.7	7.3	12
Acetone	9.8	14	23	33

eurofins

Air Toxics

Summary of Detected Compounds
EPA METHOD TO-15 GC/MS FULL SCAN

Client Sample ID: VMP-31-10-072612

Lab ID#: 1207656AR1-08A

2-Propanol	3.9	4.8	9.6	12
Carbon Disulfide	3.9	~~1.1 J~~ U	12	~~3.3 J~~ U
Methylene Chloride	9.8	~~0.49 J~~ U	34	~~1.7 J~~ U
Hexane	0.98	0.36 J	3.4	1.3 J
2-Butanone (Methyl Ethyl Ketone)	3.9	4.8	12	14
Chloroform	0.98	0.63 J	4.8	3.1 J
Benzene	0.98	0.82 J	3.1	2.6 J
Heptane	0.98	0.90 J	4.0	3.7 J
4-Methyl-2-pentanone	0.98	25	4.0	100
Toluene	0.98	16	3.7	61
Tetrachloroethene	0.98	0.27 J	6.6	1.8 J
Chlorobenzene	0.98	~~0.77 J~~ U	4.5	~~3.6 J~~ U
Ethyl Benzene	0.98	0.93 J	4.2	4.0 J
m,p-Xylene	0.98	2.6	4.2	11
o-Xylene	0.98	0.76 J	4.2	3.3 J
Styrene	0.98	0.82 J	4.2	3.5 J
Cumene	0.98	8.2	4.8	40
Propylbenzene	0.98	0.19 J	4.8	0.94 J
4-Ethyltoluene	0.98	0.44 J	4.8	2.2 J
1,3,5-Trimethylbenzene	0.98	0.24 J	4.8	1.2 J
1,2,4-Trimethylbenzene	0.98	0.56 J	4.8	2.8 J
1,3-Dichlorobenzene	0.98	~~0.24 J~~ U	5.9	~~1.5 J~~ U
1,4-Dichlorobenzene	0.98	~~0.27 J~~ U	5.9	~~1.6 J~~ U

eurofins

Air Toxics

Client Sample ID: VMP-3-5-072712

Lab ID#: 1207656ARI-01A

EPA METHOD TO-15 GC/MS FULL SCAN

File Name:	**j080314**	**Date of Collection:**	**7/27/12 10:05:00 AM**
Dil. Factor:	**2.01**	**Date of Analysis:**	**8/3/12 05:06 PM**

Compound	Rpt. Limit (ppbv)	Amount (ppbv)	Rpt. Limit (ug/m3)	Amount (ug/m3)
Freon 12	1.0	0.58 J	5.0	2.9 J
Freon 114	1.0	Not Detected	7.0	Not Detected
Chloromethane	10	Not Detected	21	Not Detected
Vinyl Chloride	1.0	Not Detected	2.6	Not Detected
1,3-Butadiene	1.0	Not Detected	2.2	Not Detected
Bromomethane	10	Not Detected	39	Not Detected
Chloroethane	4.0	Not Detected	11	Not Detected
Freon 11	1.0	0.33 J	5.6	1.8 J
Ethanol	4.0	38	7.6	72
Freon 113	1.0	Not Detected	7.7	Not Detected
1,1-Dichloroethene	1.0	Not Detected	4.0	Not Detected
Acetone	10	46	24	110
2-Propanol	4.0	22	9.9	55
Carbon Disulfide	4.0	4.3 J	12	13 J
3-Chloropropene	4.0	Not Detected	12	Not Detected
Methylene Chloride	10	0.70 J	35	2.4 J
Methyl tert-butyl ether	1.0	Not Detected	3.6	Not Detected
trans-1,2-Dichloroethene	1.0	Not Detected	4.0	Not Detected
Hexane	1.0	6.1	3.5	22
1,1-Dichloroethane	1.0	Not Detected	4.1	Not Detected
2-Butanone (Methyl Ethyl Ketone)	4.0	8.7	12	26
cis-1,2-Dichloroethene	1.0	Not Detected	4.0	Not Detected
Tetrahydrofuran	1.0	1.7	3.0	5.0
Chloroform	1.0	1.5	4.9	7.2
1,1,1-Trichloroethane	1.0	Not Detected	5.5	Not Detected
Cyclohexane	1.0	0.19 J	3.4	0.67 J
Carbon Tetrachloride	1.0	0.50 J	6.3	3.2 J
2,2,4-Trimethylpentane	1.0	0.47 J	4.7	2.2 J
Benzene	1.0	40	3.2	130
1,2-Dichloroethane	1.0	Not Detected	4.1	Not Detected
Heptane	1.0	0.71 J	4.1	2.9 J
Trichloroethene	1.0	Not Detected	5.4	Not Detected
1,2-Dichloropropane	1.0	0.18 J	4.6	0.81 J
1,4-Dioxane	4.0	Not Detected	14	Not Detected
Bromodichloromethane	1.0	0.14 J	6.7	0.97 J
cis-1,3-Dichloropropene	1.0	Not Detected	4.6	Not Detected
4-Methyl-2-pentanone	1.0	14	4.1	59
Toluene	1.0	6.4	3.8	24
trans-1,3-Dichloropropene	1.0	Not Detected	4.6	Not Detected
1,1,2-Trichloroethane	1.0	Not Detected	5.5	Not Detected
Tetrachloroethene	1.0	Not Detected	6.8	Not Detected
2-Hexanone	4.0	0.88 J	16	3.6 J

eurofins | Air Toxics

Client Sample ID: VMP-3-5-072712

Lab ID#: 1207656AR1-01A

EPA METHOD TO-15 GC/MS FULL SCAN

File Name:	**j080314**	**Date of Collection: 7/27/12 10:05:00 AM**	
Dil. Factor:	**2.01**	**Date of Analysis: 8/3/12 05:06 PM**	

Compound	Rpt. Limit (ppbv)	Amount (ppbv)	Rpt. Limit (ug/m3)	Amount (ug/m3)
Dibromochloromethane	1.0	Not Detected	8.6	Not Detected
1,2-Dibromoethane (EDB)	1.0	Not Detected	7.7	Not Detected
Chlorobenzene	1.0	~~0.93 J~~ U	4.6	~~4.3 J~~ U
Ethyl Benzene	1.0	~~0.73 J~~ U	4.4	~~3.2 J~~ U
m,p-Xylene	1.0	1.3	4.4	5.6
o-Xylene	1.0	0.66 J	4.4	2.9 J
Styrene	1.0	0.69 J	4.3	2.9 J
Bromoform	1.0	Not Detected	10	Not Detected
Cumene	1.0	3.0	4.9	15
1,1,2,2-Tetrachloroethane	1.0	Not Detected	6.9	Not Detected
Propylbenzene	1.0	0.23 J	4.9	1.1 J
4-Ethyltoluene	1.0	0.57 J	4.9	2.8 J
1,3,5-Trimethylbenzene	1.0	0.22 J	4.9	1.1 J
1,2,4-Trimethylbenzene	1.0	0.58 J	4.9	2.8 J
1,3-Dichlorobenzene	1.0	~~0.24 J~~ U	6.0	~~1.4 J~~ U
1,4-Dichlorobenzene	1.0	~~0.30 J~~ U	6.0	~~1.8 J~~ U
alpha-Chlorotoluene	1.0	Not Detected	5.2	Not Detected
1,2-Dichlorobenzene	1.0	~~0.18 J~~ U	6.0	~~1.1 J~~ U
1,2,4-Trichlorobenzene	4.0	Not Detected	30	Not Detected
Hexachlorobutadiene	4.0	Not Detected	43	Not Detected
Butane	4.0	2.0 J	9.6	4.7 J
Isopentane	4.0	3.0 J	12	9.0 J

J = Estimated value.

Container Type: 1 Liter Summa Canister

Surrogates	%Recovery	Method Limits
Toluene-d8	99	70-130
1,2-Dichloroethane-d4	102	70-130
4-Bromofluorobenzene	103	70-130

eurofins | Air Toxics

Client Sample ID: VMP-4-5-072512

Lab ID#: 1207656AR1-02A

EPA METHOD TO-15 GC/MS FULL SCAN

File Name:	j080315	Date of Collection:	7/25/12 3:31:00 PM
Dil. Factor:	2.14	Date of Analysis:	8/3/12 06:02 PM

Compound	Rpt. Limit (ppbv)	Amount (ppbv)	Rpt. Limit (ug/m3)	Amount (ug/m3)
Freon 12	1.1	0.56 J	5.3	2.8 J
Freon 114	1.1	Not Detected	7.5	Not Detected
Chloromethane	11	Not Detected	22	Not Detected
Vinyl Chloride	1.1	Not Detected	2.7	Not Detected
1,3-Butadiene	1.1	Not Detected	2.4	Not Detected
Bromomethane	11	Not Detected	42	Not Detected
Chloroethane	4.3	Not Detected	11	Not Detected
Freon 11	1.1	0.17 J	6.0	0.96 J
Ethanol	4.3	51	8.1	95
Freon 113	1.1	Not Detected	8.2	Not Detected
1,1-Dichloroethene	1.1	Not Detected	4.2	Not Detected
Acetone	11	50	25	120
2-Propanol	4.3	46	10	110
Carbon Disulfide	4.3	4.6 J	13	14 J
3-Chloropropene	4.3	Not Detected	13	Not Detected
Methylene Chloride	11	0.74 J	37	2.6 J
Methyl tert-butyl ether	1.1	Not Detected	3.8	Not Detected
trans-1,2-Dichloroethene	1.1	Not Detected	4.2	Not Detected
Hexane	1.1	3.3	3.8	12
1,1-Dichloroethane	1.1	Not Detected	4.3	Not Detected
2-Butanone (Methyl Ethyl Ketone)	4.3	12	13	34
cis-1,2-Dichloroethene	1.1	Not Detected	4.2	Not Detected
Tetrahydrofuran	1.1	0.92 J	3.2	2.7 J
Chloroform	1.1	0.39 J	5.2	1.9 J
1,1,1-Trichloroethane	1.1	Not Detected	5.8	Not Detected
Cyclohexane	1.1	2.5	3.7	8.7
Carbon Tetrachloride	1.1	Not Detected	6.7	Not Detected
2,2,4-Trimethylpentane	1.1	4.4	5.0	20
Benzene	1.1	87	3.4	280
1,2-Dichloroethane	1.1	Not Detected	4.3	Not Detected
Heptane	1.1	7.4	4.4	30
Trichloroethene	1.1	Not Detected	5.8	Not Detected
1,2-Dichloropropane	1.1	Not Detected	4.9	Not Detected
1,4-Dioxane	4.3	Not Detected	15	Not Detected
Bromodichloromethane	1.1	Not Detected	7.2	Not Detected
cis-1,3-Dichloropropene	1.1	Not Detected	4.8	Not Detected
4-Methyl-2-pentanone	1.1	78	4.4	320
Toluene	1.1	31	4.0	120
trans-1,3-Dichloropropene	1.1	Not Detected	4.8	Not Detected
1,1,2-Trichloroethane	1.1	Not Detected	5.8	Not Detected
Tetrachloroethene	1.1	0.35 J	7.2	2.4 J
2-Hexanone	4.3	1.3 J	18	5.3 J

eurofins | Air Toxics

Client Sample ID: VMP-4-5-072512

Lab ID#: 1207656AR1-02A

EPA METHOD TO-15 GC/MS FULL SCAN

File Name:	**j080315**	**Date of Collection:**	**7/25/12 3:31:00 PM**
Dil. Factor:	**2.14**	**Date of Analysis:**	**8/3/12 06:02 PM**

Compound	Rpt. Limit (ppbv)	Amount (ppbv)	Rpt. Limit (ug/m3)	Amount (ug/m3)
Dibromochloromethane	1.1	Not Detected	9.1	Not Detected
1,2-Dibromoethane (EDB)	1.1	Not Detected	8.2	Not Detected
Chlorobenzene	1.1	~~0.92 J~~ U	4.9	~~4.2 J~~ U
Ethyl Benzene	1.1	4.8	4.6	21
m,p-Xylene	1.1	9.8	4.6	43
o-Xylene	1.1	3.0	4.6	13
Styrene	1.1	1.2	4.6	5.1
Bromoform	1.1	Not Detected	11	Not Detected
Cumene	1.1	15	5.2	73
1,1,2,2-Tetrachloroethane	1.1	Not Detected	7.3	Not Detected
Propylbenzene	1.1	0.50 J	5.3	2.4 J
4-Ethyltoluene	1.1	1.9	5.3	9.3
1,3,5-Trimethylbenzene	1.1	0.57 J	5.3	2.8 J
1,2,4-Trimethylbenzene	1.1	1.4	5.2	7.0
1,3-Dichlorobenzene	1.1	~~0.25 J~~ U	6.4	~~1.5 J~~ U
1,4-Dichlorobenzene	1.1	~~0.52 J~~ U	6.4	~~3.2 J~~ U
alpha-Chlorotoluene	1.1	Not Detected	5.5	Not Detected
1,2-Dichlorobenzene	1.1	Not Detected	6.4	Not Detected
1,2,4-Trichlorobenzene	4.3	Not Detected	32	Not Detected
Hexachlorobutadiene	4.3	Not Detected	46	Not Detected
Butane	4.3	5.2	10	12
Isopentane	4.3	9.0	13	27

J = Estimated value.

Container Type: 1 Liter Summa Canister

Surrogates	%Recovery	Method Limits
Toluene-d8	101	70-130
1,2-Dichloroethane-d4	111	70-130
4-Bromofluorobenzene	101	70-130

eurofins

Air Toxics

Client Sample ID: VMP-12-5-072612

Lab ID#: 1207656AR1-03A

EPA METHOD TO-15 GC/MS FULL SCAN

File Name:	**j080316**	**Date of Collection:**	**7/26/12 2:50:00 PM**
Dil. Factor:	**1.95**	**Date of Analysis:**	**8/3/12 06:26 PM**

Compound	Rpt. Limit (ppbv)	Amount (ppbv)	Rpt. Limit (ug/m3)	Amount (ug/m3)
Freon 12	0.98	0.66 J	4.8	3.2 J
Freon 114	0.98	Not Detected	6.8	Not Detected
Chloromethane	9.8	Not Detected	20	Not Detected
Vinyl Chloride	0.98	Not Detected	2.5	Not Detected
1,3-Butadiene	0.98	Not Detected	2.2	Not Detected
Bromomethane	9.8	Not Detected	38	Not Detected
Chloroethane	3.9	Not Detected	10	Not Detected
Freon 11	0.98	0.21 J	5.5	1.2 J
Ethanol	3.9	9.2	7.3	17
Freon 113	0.98	Not Detected	7.5	Not Detected
1,1-Dichloroethene	0.98	Not Detected	3.9	Not Detected
Acetone	9.8	24	23	57
2-Propanol	3.9	55 J	9.6	140 J
Carbon Disulfide	3.9	~~1.4 J~~ U	12	~~4.4 J~~ U
3-Chloropropene	3.9	Not Detected	12	Not Detected
Methylene Chloride	9.8	2.1 J	34	7.4 J
Methyl tert-butyl ether	0.98	Not Detected	3.5	Not Detected
trans-1,2-Dichloroethene	0.98	Not Detected	3.9	Not Detected
Hexane	0.98	2.4 J	3.4	8.4 J
1,1-Dichloroethane	0.98	Not Detected	3.9	Not Detected
2-Butanone (Methyl Ethyl Ketone)	3.9	1.9 J	12	5.7 J
cis-1,2-Dichloroethene	0.98	Not Detected	3.9	Not Detected
Tetrahydrofuran	0.98	Not Detected	2.9	Not Detected
Chloroform	0.98	1.0	4.8	4.9
1,1,1-Trichloroethane	0.98	Not Detected	5.3	Not Detected
Cyclohexane	0.98	1.7	3.4	6.0
Carbon Tetrachloride	0.98	Not Detected	6.1	Not Detected
2,2,4-Trimethylpentane	0.98	1.4	4.6	6.5
Benzene	0.98	36 J	3.1	120 J
1,2-Dichloroethane	0.98	Not Detected	3.9	Not Detected
Heptane	0.98	2.0	4.0	8.1
Trichloroethene	0.98	Not Detected	5.2	Not Detected
1,2-Dichloropropane	0.98	Not Detected	4.5	Not Detected
1,4-Dioxane	3.9	Not Detected	14	Not Detected
Bromodichloromethane	0.98	Not Detected	6.5	Not Detected
cis-1,3-Dichloropropene	0.98	Not Detected	4.4	Not Detected
4-Methyl-2-pentanone	0.98	1.1	4.0	4.4
Toluene	0.98	2.9 J	3.7	11 J
trans-1,3-Dichloropropene	0.98	Not Detected	4.4	Not Detected
1,1,2-Trichloroethane	0.98	Not Detected	5.3	Not Detected
Tetrachloroethene	0.98	Not Detected	6.6	Not Detected
2-Hexanone	3.9	Not Detected	16	Not Detected

eurofins | Air Toxics

Client Sample ID: VMP-12-5-072612

Lab ID#: I207656AR1-03A

EPA METHOD TO-15 GC/MS FULL SCAN

File Name:	**j080316**	**Date of Collection: 7/26/12 2:50:00 PM**	
Dil. Factor:	**1.95**	**Date of Analysis: 8/3/12 06:26 PM**	

Compound	Rpt. Limit (ppbv)	Amount (ppbv)	Rpt. Limit (ug/m3)	Amount (ug/m3)
Dibromochloromethane	0.98	Not Detected	8.3	Not Detected
1,2-Dibromoethane (EDB)	0.98	Not Detected	7.5	Not Detected
Chlorobenzene	0.98	0.94 J	4.5	4.3 J
Ethyl Benzene	0.98	0.66 J	4.2	2.9 J
m,p-Xylene	0.98	1.2	4.2	5.2
o-Xylene	0.98	0.41 J	4.2	1.8 J
Styrene	0.98	0.22 J	4.2	0.93 J
Bromoform	0.98	Not Detected	10	Not Detected
Cumene	0.98	0.22 J	4.8	1.1 J
1,1,2,2-Tetrachloroethane	0.98	Not Detected	6.7	Not Detected
Propylbenzene	0.98	0.16 J	4.8	0.81 J
4-Ethyltoluene	0.98	Not Detected	4.8	Not Detected
1,3,5-Trimethylbenzene	0.98	0.17 J	4.8	0.84 J
1,2,4-Trimethylbenzene	0.98	0.35 J	4.8	1.7 J
1,3-Dichlorobenzene	0.98	Not Detected	5.9	Not Detected
1,4-Dichlorobenzene	0.98	0.25 J	5.9	1.5 J
alpha-Chlorotoluene	0.98	Not Detected	5.0	Not Detected
1,2-Dichlorobenzene	0.98	Not Detected	5.9	Not Detected
1,2,4-Trichlorobenzene	3.9	Not Detected	29	Not Detected
Hexachlorobutadiene	3.9	Not Detected	42	Not Detected
Butane	3.9	6.0	9.3	14
Isopentane	3.9	8.9	12	26

J = Estimated value.

Container Type: 1 Liter Summa Canister

Surrogates	%Recovery	Method Limits
Toluene-d8	97	70-130
1,2-Dichloroethane-d4	109	70-130
4-Bromofluorobenzene	106	70-130

eurofins | Air Toxics

Client Sample ID: VMP-12-5-072612-Dup
Lab ID#: 1207656AR1-04A
EPA METHOD TO-15 GC/MS FULL SCAN

File Name:	**j080317**	**Date of Collection:**	**7/26/12 2:50:00 PM**
Dil. Factor:	**1.78**	**Date of Analysis:**	**8/3/12 06:50 PM**

Compound	Rpt. Limit (ppbv)	Amount (ppbv)	Rpt. Limit (ug/m3)	Amount (ug/m3)
Freon 12	0.89	1.2	4.4	5.9
Freon 114	0.89	Not Detected	6.2	Not Detected
Chloromethane	8.9	Not Detected	18	Not Detected
Vinyl Chloride	0.89	Not Detected	2.3	Not Detected
1,3-Butadiene	0.89	Not Detected	2.0	Not Detected
Bromomethane	8.9	Not Detected	34	Not Detected
Chloroethane	3.6	Not Detected	9.4	Not Detected
Freon 11	0.89	0.32 J	5.0	1.8 J
Ethanol	3.6	7.1	6.7	13
Freon 113	0.89	Not Detected	6.8	Not Detected
1,1-Dichloroethene	0.89	Not Detected	3.5	Not Detected
Acetone	8.9	13	21	32
2-Propanol	3.6	0.54 J	8.7	1.3 J
Carbon Disulfide	3.6	~~0.76 J~~	11	~~2.4 J~~
3-Chloropropene	3.6	Not Detected	11	Not Detected
Methylene Chloride	8.9	13	31	45
Methyl tert-butyl ether	0.89	Not Detected	3.2	Not Detected
trans-1,2-Dichloroethene	0.89	Not Detected	3.5	Not Detected
Hexane	0.89	0.13 J	3.1	0.45 J
1,1-Dichloroethane	0.89	Not Detected	3.6	Not Detected
2-Butanone (Methyl Ethyl Ketone)	3.6	Not Detected	10	Not Detected
cis-1,2-Dichloroethene	0.89	Not Detected	3.5	Not Detected
Tetrahydrofuran	0.89	Not Detected	2.6	Not Detected
Chloroform	0.89	Not Detected	4.3	Not Detected
1,1,1-Trichloroethane	0.89	Not Detected	4.8	Not Detected
Cyclohexane	0.89	Not Detected	3.1	Not Detected
Carbon Tetrachloride	0.89	Not Detected	5.6	Not Detected
2,2,4-Trimethylpentane	0.89	0.17 J	4.2	0.79 J
Benzene	0.89	0.57 J	2.8	1.8 J
1,2-Dichloroethane	0.89	Not Detected	3.6	Not Detected
Heptane	0.89	0.15 J	3.6	0.60 J
Trichloroethene	0.89	Not Detected	4.8	Not Detected
1,2-Dichloropropane	0.89	Not Detected	4.1	Not Detected
1,4-Dioxane	3.6	Not Detected	13	Not Detected
Bromodichloromethane	0.89	Not Detected	6.0	Not Detected
cis-1,3-Dichloropropene	0.89	Not Detected	4.0	Not Detected
4-Methyl-2-pentanone	0.89	Not Detected	3.6	Not Detected
Toluene	0.89	0.42 J	3.4	1.6 J
trans-1,3-Dichloropropene	0.89	Not Detected	4.0	Not Detected
1,1,2-Trichloroethane	0.89	Not Detected	4.8	Not Detected
Tetrachloroethene	0.89	Not Detected	6.0	Not Detected
2-Hexanone	3.6	Not Detected	14	Not Detected

eurofins | Air Toxics

Client Sample ID: VMP-12-5-072612-Dup

Lab ID#: 1207656AR1-04A

EPA METHOD TO-15 GC/MS FULL SCAN

File Name:	**j080317**	**Date of Collection:**	**7/26/12 2:50:00 PM**
Dil. Factor:	**1.78**	**Date of Analysis:**	**8/3/12 06:50 PM**

Compound	Rpt. Limit (ppbv)	Amount (ppbv)	Rpt. Limit (ug/m3)	Amount (ug/m3)
Dibromochloromethane	0.89	Not Detected	7.6	Not Detected
1,2-Dibromoethane (EDB)	0.89	Not Detected	6.8	Not Detected
Chlorobenzene	0.89	~~0.82 J~~ U	4.1	~~3.8 J~~ U
Ethyl Benzene	0.89	Not Detected	3.9	Not Detected
m,p-Xylene	0.89	0.24 J	3.9	1.0 J
o-Xylene	0.89	0.19 J	3.9	0.82 J
Styrene	0.89	Not Detected	3.8	Not Detected
Bromoform	0.89	Not Detected	9.2	Not Detected
Cumene	0.89	Not Detected	4.4	Not Detected
1,1,2,2-Tetrachloroethane	0.89	Not Detected	6.1	Not Detected
Propylbenzene	0.89	Not Detected	4.4	Not Detected
4-Ethyltoluene	0.89	Not Detected	4.4	Not Detected
1,3,5-Trimethylbenzene	0.89	Not Detected	4.4	Not Detected
1,2,4-Trimethylbenzene	0.89	Not Detected	4.4	Not Detected
1,3-Dichlorobenzene	0.89	Not Detected	5.4	Not Detected
1,4-Dichlorobenzene	0.89	~~0.13 J~~ U	5.4	~~0.78 J~~ U
alpha-Chlorotoluene	0.89	Not Detected	4.6	Not Detected
1,2-Dichlorobenzene	0.89	Not Detected	5.4	Not Detected
1,2,4-Trichlorobenzene	3.6	Not Detected	26	Not Detected
Hexachlorobutadiene	3.6	Not Detected	38	Not Detected
Butane	3.6	Not Detected	8.5	Not Detected
Isopentane	3.6	1.1 J	10	3.2 J

J = Estimated value.

Container Type: 1 Liter Summa Canister

Surrogates	%Recovery	Method Limits
Toluene-d8	95	70-130
1,2-Dichloroethane-d4	107	70-130
4-Bromofluorobenzene	104	70-130

eurofins

Air Toxics Sample not usable due to helium results in the sample (5.8%) that were greater than 10% of the helium in the shroud (5.2%) Please see SDG 1208462 A,B for second sampling results.

Client Sample ID: VMP-12-11.5-072712

Lab ID#: 1207656AR1-05A

EPA METHOD TO-15 GC/MS FULL SCAN

File Name:	j080318	**Date of Collection:**	7/27/12 9:51:00 AM
Dil. Factor:	1.83	**Date of Analysis:**	8/3/12 07:13 PM

Compound	Rpt. Limit (ppbv)	Amount (ppbv)	Rpt. Limit (ug/m3)	Amount (ug/m3)
Freon 12	0.92	0.67 J	4.5	3.3 J
Freon 114	0.92	Not Detected	6.4	Not Detected
Chloromethane	9.2	Not Detected	19	Not Detected
Vinyl Chloride	0.92	Not Detected	2.3	Not Detected
1,3-Butadiene	0.92	Not Detected	2.0	Not Detected
Bromomethane	9.2	Not Detected	36	Not Detected
Chloroethane	3.7	Not Detected	9.6	Not Detected
Freon 11	0.92	0.31 J	5.1	1.7 J
Ethanol	3.7	32	6.9	59
Freon 113	0.92	Not Detected	7.0	Not Detected
1,1-Dichloroethene	0.92	Not Detected	3.6	Not Detected
Acetone	9.2	27	22	64
2-Propanol	3.7	16	9.0	40
Carbon Disulfide	3.7	~~0.87 J~~ V	11	~~2.7 J~~ V
3-Chloropropene	3.7	Not Detected	11	Not Detected
Methylene Chloride	9.2	4.6 J	32	16 J
Methyl tert-butyl ether	0.92	Not Detected	3.3	Not Detected
trans-1,2-Dichloroethene	0.92	Not Detected	3.6	Not Detected
Hexane	0.92	4.8	3.2	17
1,1-Dichloroethane	0.92	Not Detected	3.7	Not Detected
2-Butanone (Methyl Ethyl Ketone)	3.7	5.1	11	15
cis-1,2-Dichloroethene	0.92	Not Detected	3.6	Not Detected
Tetrahydrofuran	0.92	0.46 J	2.7	1.4 J
Chloroform	0.92	0.52 J	4.5	2.6 J
1,1,1-Trichloroethane	0.92	Not Detected	5.0	Not Detected
Cyclohexane	0.92	3.7	3.1	13
Carbon Tetrachloride	0.92	Not Detected	5.8	Not Detected
2,2,4-Trimethylpentane	0.92	6.4	4.3	30
Benzene	0.92	48	2.9	150
1,2-Dichloroethane	0.92	Not Detected	3.7	Not Detected
Heptane	0.92	3.4	3.7	14
Trichloroethene	0.92	Not Detected	4.9	Not Detected
1,2-Dichloropropane	0.92	Not Detected	4.2	Not Detected
1,4-Dioxane	3.7	Not Detected	13	Not Detected
Bromodichloromethane	0.92	Not Detected	6.1	Not Detected
cis-1,3-Dichloropropene	0.92	Not Detected	4.2	Not Detected
4-Methyl-2-pentanone	0.92	23	3.7	95
Toluene	0.92	12	3.4	44
trans-1,3-Dichloropropene	0.92	Not Detected	4.2	Not Detected
1,1,2-Trichloroethane	0.92	Not Detected	5.0	Not Detected
Tetrachloroethene	0.92	Not Detected	6.2	Not Detected
2-Hexanone	3.7	Not Detected	15	Not Detected

eurofins | Air Toxics

Client Sample ID: VMP-12-11.5-072712

Lab ID#: 1207656AR1-05A

EPA METHOD TO-15 GC/MS FULL SCAN

File Name:	j080318	**Date of Collection:**	7/27/12 9:51:00 AM
Dil. Factor:	1.83	**Date of Analysis:**	8/3/12 07:13 PM

Compound	Rpt. Limit (ppbv)	Amount (ppbv)	Rpt. Limit (ug/m3)	Amount (ug/m3)
Dibromochloromethane	0.92	Not Detected	7.8	Not Detected
1,2-Dibromoethane (EDB)	0.92	Not Detected	7.0	Not Detected
Chlorobenzene	0.92	~~0.82 J~~ M	4.2	~~3.8 J~~ M
Ethyl Benzene	0.92	1.2	4.0	5.4
m,p-Xylene	0.92	2.5	4.0	11
o-Xylene	0.92	0.97	4.0	4.2
Styrene	0.92	0.44 J	3.9	1.8 J
Bromoform	0.92	Not Detected	9.4	Not Detected
Cumene	0.92	4.6	4.5	22
1,1,2,2-Tetrachloroethane	0.92	Not Detected	6.3	Not Detected
Propylbenzene	0.92	0.28 J	4.5	1.4 J
4-Ethyltoluene	0.92	0.56 J	4.5	2.7 J
1,3,5-Trimethylbenzene	0.92	0.29 J	4.5	1.4 J
1,2,4-Trimethylbenzene	0.92	0.54 J	4.5	2.6 J
1,3-Dichlorobenzene	0.92	Not Detected	5.5	Not Detected
1,4-Dichlorobenzene	0.92	~~0.30 J~~ M	5.5	~~1.8 J~~ M
alpha-Chlorotoluene	0.92	Not Detected	4.7	Not Detected
1,2-Dichlorobenzene	0.92	Not Detected	5.5	Not Detected
1,2,4-Trichlorobenzene	3.7	Not Detected	27	Not Detected
Hexachlorobutadiene	3.7	Not Detected	39	Not Detected
Butane	3.7	21	8.7	51
Isopentane	3.7	47	11	140

J = Estimated value.

Container Type: 1 Liter Summa Canister

Surrogates	%Recovery	Method Limits
Toluene-d8	98	70-130
1,2-Dichloroethane-d4	107	70-130
4-Bromofluorobenzene	103	70-130

eurofins

Air Toxics

Client Sample ID: VMP-15-5-072512

Lab ID#: 1207656ARI-06A

EPA METHOD TO-15 GC/MS FULL SCAN

File Name:	j080319	**Date of Collection:**	7/25/12 2:40:00 PM
Dil. Factor:	1.97	**Date of Analysis:**	8/3/12 07:40 PM

Compound	Rpt. Limit (ppbv)	Amount (ppbv)	Rpt. Limit (ug/m3)	Amount (ug/m3)
Freon 12	0.98	0.58 J	4.9	2.9 J
Freon 114	0.98	Not Detected	6.9	Not Detected
Chloromethane	9.8	8.2 J	20	17 J
Vinyl Chloride	0.98	Not Detected	2.5	Not Detected
1,3-Butadiene	0.98	Not Detected	2.2	Not Detected
Bromomethane	9.8	0.52 J	38	2.0 J
Chloroethane	3.9	Not Detected	10	Not Detected
Freon 11	0.98	0.28 J	5.5	1.6 J
Ethanol	3.9	26	7.4	49
Freon 113	0.98	Not Detected	7.5	Not Detected
1,1-Dichloroethene	0.98	Not Detected	3.9	Not Detected
Acetone	9.8	27	23	64
2-Propanol	3.9	4.0	9.7	9.9
Carbon Disulfide	3.9	5.7	12	18
3-Chloropropene	3.9	Not Detected	12	Not Detected
Methylene Chloride	9.8	1.3 J	34	4.4 J
Methyl tert-butyl ether	0.98	Not Detected	3.6	Not Detected
trans-1,2-Dichloroethene	0.98	Not Detected	3.9	Not Detected
Hexane	0.98	3.4	3.5	12
1,1-Dichloroethane	0.98	Not Detected	4.0	Not Detected
2-Butanone (Methyl Ethyl Ketone)	3.9	4.5	12	13
cis-1,2-Dichloroethene	0.98	Not Detected	3.9	Not Detected
Tetrahydrofuran	0.98	Not Detected	2.9	Not Detected
Chloroform	0.98	5.0	4.8	25
1,1,1-Trichloroethane	0.98	Not Detected	5.4	Not Detected
Cyclohexane	0.98	0.25 J	3.4	0.85 J
Carbon Tetrachloride	0.98	0.23 J	6.2	1.4 J
2,2,4-Trimethylpentane	0.98	0.25 J	4.6	1.2 J
Benzene	0.98	1.6	3.1	5.0
1,2-Dichloroethane	0.98	Not Detected	4.0	Not Detected
Heptane	0.98	Not Detected	4.0	Not Detected
Trichloroethene	0.98	Not Detected	5.3	Not Detected
1,2-Dichloropropane	0.98	Not Detected	4.6	Not Detected
1,4-Dioxane	3.9	Not Detected	14	Not Detected
Bromodichloromethane	0.98	Not Detected	6.6	Not Detected
cis-1,3-Dichloropropene	0.98	Not Detected	4.5	Not Detected
4-Methyl-2-pentanone	0.98	15	4.0	60
Toluene	0.98	6.9	3.7	26
trans-1,3-Dichloropropene	0.98	Not Detected	4.5	Not Detected
1,1,2-Trichloroethane	0.98	Not Detected	5.4	Not Detected
Tetrachloroethene	0.98	Not Detected	6.7	Not Detected
2-Hexanone	3.9	0.91 J	16	3.7 J

eurofins | Air Toxics

Client Sample ID: VMP-15-5-072512
Lab ID#: 1207656AR1-06A
EPA METHOD TO-15 GC/MS FULL SCAN

File Name:	**j080319**	**Date of Collection: 7/25/12 2:40:00 PM**	
Dil. Factor:	**1.97**	**Date of Analysis: 8/3/12 07:40 PM**	

Compound	Rpt. Limit (ppbv)	Amount (ppbv)	Rpt. Limit (ug/m3)	Amount (ug/m3)
Dibromochloromethane	0.98	Not Detected	8.4	Not Detected
1,2-Dibromoethane (EDB)	0.98	Not Detected	7.6	Not Detected
Chlorobenzene	0.98	~~0.98~~	4.5	~~4.5~~
Ethyl Benzene	0.98	0.77 J	4.3	3.4 J
m,p-Xylene	0.98	2.0	4.3	8.5
o-Xylene	0.98	0.90 J	4.3	3.9 J
Styrene	0.98	0.94 J	4.2	4.0 J
Bromoform	0.98	Not Detected	10	Not Detected
Cumene	0.98	6.0	4.8	30
1,1,2,2-Tetrachloroethane	0.98	Not Detected	6.8	Not Detected
Propylbenzene	0.98	0.25 J	4.8	1.2 J
4-Ethyltoluene	0.98	0.71 J	4.8	3.5 J
1,3,5-Trimethylbenzene	0.98	0.37 J	4.8	1.8 J
1,2,4-Trimethylbenzene	0.98	0.80 J	4.8	3.9 J
1,3-Dichlorobenzene	0.98	~~0.24 J~~	5.9	~~1.4 J~~
1,4-Dichlorobenzene	0.98	~~0.33 J~~	5.9	~~2.0 J~~
alpha-Chlorotoluene	0.98	Not Detected	5.1	Not Detected
1,2-Dichlorobenzene	0.98	Not Detected	5.9	Not Detected
1,2,4-Trichlorobenzene	3.9	Not Detected	29	Not Detected
Hexachlorobutadiene	3.9	Not Detected	42	Not Detected
Butane	3.9	Not Detected	9.4	Not Detected
Isopentane	3.9	1.2 J	12	3.4 J

J = Estimated value.

Container Type: 1 Liter Summa Canister

Surrogates	%Recovery	Method Limits
Toluene-d8	99	70-130
1,2-Dichloroethane-d4	106	70-130
4-Bromofluorobenzene	106	70-130

eurofins | Air Toxics

Client Sample ID: VMP-25-5-072612

Lab ID#: 1207656AR1-07A

EPA METHOD TO-15 GC/MS FULL SCAN

File Name:	j080321	**Date of Collection:**	7/26/12 11:52:00 AM
Dil. Factor:	6.57	**Date of Analysis:**	8/3/12 09:05 PM

Compound	Rpt. Limit (ppbv)	Amount (ppbv)	Rpt. Limit (ug/m3)	Amount (ug/m3)
Freon 12	3.3	Not Detected	16	Not Detected
Freon 114	3.3	Not Detected	23	Not Detected
Chloromethane	33	Not Detected	68	Not Detected
Vinyl Chloride	3.3	Not Detected	8.4	Not Detected
1,3-Butadiene	3.3	Not Detected	7.3	Not Detected
Bromomethane	33	Not Detected	130	Not Detected
Chloroethane	13	Not Detected	35	Not Detected
Freon 11	3.3	Not Detected	18	Not Detected
Ethanol	13	10 J	25	19 J
Freon 113	3.3	Not Detected	25	Not Detected
1,1-Dichloroethene	3.3	Not Detected	13	Not Detected
Acetone	33	9.0 J	78	21 J
2-Propanol	13	16	32	39
Carbon Disulfide	13	Not Detected	41	Not Detected
3-Chloropropene	13	Not Detected	41	Not Detected
Methylene Chloride	33	~~0.50 J~~	110	~~1.7 J~~
Methyl tert-butyl ether	3.3	Not Detected	12	Not Detected
trans-1,2-Dichloroethene	3.3	Not Detected	13	Not Detected
Hexane	3.3	140	12	510
1,1-Dichloroethane	3.3	Not Detected	13	Not Detected
2-Butanone (Methyl Ethyl Ketone)	13	5.9 J	39	17 J
cis-1,2-Dichloroethene	3.3	Not Detected	13	Not Detected
Tetrahydrofuran	3.3	Not Detected	9.7	Not Detected
Chloroform	3.3	4.2	16	20
1,1,1-Trichloroethane	3.3	Not Detected	18	Not Detected
Cyclohexane	3.3	140	11	480
Carbon Tetrachloride	3.3	Not Detected	21	Not Detected
2,2,4-Trimethylpentane	3.3	Not Detected	15	Not Detected
Benzene	3.3	66	10	210
1,2-Dichloroethane	3.3	Not Detected	13	Not Detected
Heptane	3.3	45	13	180
Trichloroethene	3.3	Not Detected	18	Not Detected
1,2-Dichloropropane	3.3	Not Detected	15	Not Detected
1,4-Dioxane	13	Not Detected	47	Not Detected
Bromodichloromethane	3.3	Not Detected	22	Not Detected
cis-1,3-Dichloropropene	3.3	Not Detected	15	Not Detected
4-Methyl-2-pentanone	3.3	24	13	98
Toluene	3.3	11	12	42
trans-1,3-Dichloropropene	3.3	Not Detected	15	Not Detected
1,1,2-Trichloroethane	3.3	Not Detected	18	Not Detected
Tetrachloroethene	3.3	1.2 J	22	8.4 J
2-Hexanone	13	Not Detected	54	Not Detected

eurofins | Air Toxics

Client Sample ID: VMP-25-5-072612
Lab ID#: 1207656AR1-07A
EPA METHOD TO-15 GC/MS FULL SCAN

File Name:	j080321	**Date of Collection:**	7/26/12 11:52:00 AM
Dil. Factor:	6.57	**Date of Analysis:**	8/3/12 09:05 PM

Compound	Rpt. Limit (ppbv)	Amount (ppbv)	Rpt. Limit (ug/m3)	Amount (ug/m3)
Dibromochloromethane	3.3	Not Detected	28	Not Detected
1,2-Dibromoethane (EDB)	3.3	Not Detected	25	Not Detected
Chlorobenzene	3.3	1.9 J	15	8.7 J
Ethyl Benzene	3.3	3.3	14	14
m,p-Xylene	3.3	6.4	14	28
o-Xylene	3.3	2.5 J	14	11 J
Styrene	3.3	0.86 J	14	3.7 J
Bromoform	3.3	Not Detected	34	Not Detected
Cumene	3.3	5.0	16	24
1,1,2,2-Tetrachloroethane	3.3	Not Detected	22	Not Detected
Propylbenzene	3.3	2.6 J	16	13 J
4-Ethyltoluene	3.3	2.1 J	16	10 J
1,3,5-Trimethylbenzene	3.3	0.73 J	16	3.6 J
1,2,4-Trimethylbenzene	3.3	1.5 J	16	7.6 J
1,3-Dichlorobenzene	3.3	Not Detected	20	Not Detected
1,4-Dichlorobenzene	3.3	~~0.40 J~~ U	20	~~2.4 J~~ U
alpha-Chlorotoluene	3.3	Not Detected	17	Not Detected
1,2-Dichlorobenzene	3.3	Not Detected	20	Not Detected
1,2,4-Trichlorobenzene	13	Not Detected	98	Not Detected
Hexachlorobutadiene	13	Not Detected	140	Not Detected
Butane	13	860	31	2000
Isopentane	13	1000	39	3000

J = Estimated value.

Container Type: 1 Liter Summa Canister

Surrogates	%Recovery	Method Limits
Toluene-d8	98	70-130
1,2-Dichloroethane-d4	115	70-130
4-Bromofluorobenzene	104	70-130

eurofins | Air Toxics

Client Sample ID: VMP-31-10-072612

Lab ID#: 1207656AR1-08A

EPA METHOD TO-15 GC/MS FULL SCAN

File Name:	**j080320**	**Date of Collection: 7/26/12 4:44:00 PM**	
Dil. Factor:	**1.95**	**Date of Analysis: 8/3/12 08:41 PM**	

Compound	Rpt. Limit (ppbv)	Amount (ppbv)	Rpt. Limit (ug/m3)	Amount (ug/m3)
Freon 12	0.98	0.71 J	4.8	3.5 J
Freon 114	0.98	Not Detected	6.8	Not Detected
Chloromethane	9.8	Not Detected	20	Not Detected
Vinyl Chloride	0.98	Not Detected	2.5	Not Detected
1,3-Butadiene	0.98	Not Detected	2.2	Not Detected
Bromomethane	9.8	0.39 J	38	1.5 J
Chloroethane	3.9	Not Detected	10	Not Detected
Freon 11	0.98	0.21 J	5.5	1.2 J
Ethanol	3.9	6.7	7.3	12
Freon 113	0.98	Not Detected	7.5	Not Detected
1,1-Dichloroethene	0.98	Not Detected	3.9	Not Detected
Acetone	9.8	14	23	33
2-Propanol	3.9	4.8	9.6	12
Carbon Disulfide	3.9	~~1.1 J~~	12	~~3.3 J~~
3-Chloropropene	3.9	Not Detected	12	Not Detected
Methylene Chloride	9.8	~~0.49 J~~	34	~~1.7 J~~
Methyl tert-butyl ether	0.98	Not Detected	3.5	Not Detected
trans-1,2-Dichloroethene	0.98	Not Detected	3.9	Not Detected
Hexane	0.98	0.36 J	3.4	1.3 J
1,1-Dichloroethane	0.98	Not Detected	3.9	Not Detected
2-Butanone (Methyl Ethyl Ketone)	3.9	4.8	12	14
cis-1,2-Dichloroethene	0.98	Not Detected	3.9	Not Detected
Tetrahydrofuran	0.98	Not Detected	2.9	Not Detected
Chloroform	0.98	0.63 J	4.8	3.1 J
1,1,1-Trichloroethane	0.98	Not Detected	5.3	Not Detected
Cyclohexane	0.98	Not Detected	3.4	Not Detected
Carbon Tetrachloride	0.98	Not Detected	6.1	Not Detected
2,2,4-Trimethylpentane	0.98	Not Detected	4.6	Not Detected
Benzene	0.98	0.82 J	3.1	2.6 J
1,2-Dichloroethane	0.98	Not Detected	3.9	Not Detected
Heptane	0.98	0.90 J	4.0	3.7 J
Trichloroethene	0.98	Not Detected	5.2	Not Detected
1,2-Dichloropropane	0.98	Not Detected	4.5	Not Detected
1,4-Dioxane	3.9	Not Detected	14	Not Detected
Bromodichloromethane	0.98	Not Detected	6.5	Not Detected
cis-1,3-Dichloropropene	0.98	Not Detected	4.4	Not Detected
4-Methyl-2-pentanone	0.98	25	4.0	100
Toluene	0.98	16	3.7	61
trans-1,3-Dichloropropene	0.98	Not Detected	4.4	Not Detected
1,1,2-Trichloroethane	0.98	Not Detected	5.3	Not Detected
Tetrachloroethene	0.98	0.27 J	6.6	1.8 J
2-Hexanone	3.9	Not Detected	16	Not Detected

eurofins | Air Toxics

Client Sample ID: VMP-31-10-072612

Lab ID#: 1207656AR1-08A

EPA METHOD TO-15 GC/MS FULL SCAN

File Name:	**j080320**	**Date of Collection: 7/26/12 4:44:00 PM**	
Dil. Factor:	**1.95**	**Date of Analysis: 8/3/12 08:41 PM**	

Compound	Rpt. Limit (ppbv)	Amount (ppbv)	Rpt. Limit (ug/m3)	Amount (ug/m3)
Dibromochloromethane	0.98	Not Detected	8.3	Not Detected
1,2-Dibromoethane (EDB)	0.98	Not Detected	7.5	Not Detected
Chlorobenzene	0.98	0.77 J	4.5	3.6 J
Ethyl Benzene	0.98	0.93 J	4.2	4.0 J
m,p-Xylene	0.98	2.6	4.2	11
o-Xylene	0.98	0.76 J	4.2	3.3 J
Styrene	0.98	0.82 J	4.2	3.5 J
Bromoform	0.98	Not Detected	10	Not Detected
Cumene	0.98	8.2	4.8	40
1,1,2,2-Tetrachloroethane	0.98	Not Detected	6.7	Not Detected
Propylbenzene	0.98	0.19 J	4.8	0.94 J
4-Ethyltoluene	0.98	0.44 J	4.8	2.2 J
1,3,5-Trimethylbenzene	0.98	0.24 J	4.8	1.2 J
1,2,4-Trimethylbenzene	0.98	0.56 J	4.8	2.8 J
1,3-Dichlorobenzene	0.98	0.24 J	5.9	1.5 J
1,4-Dichlorobenzene	0.98	0.27 J	5.9	1.6 J
alpha-Chlorotoluene	0.98	Not Detected	5.0	Not Detected
1,2-Dichlorobenzene	0.98	Not Detected	5.9	Not Detected
1,2,4-Trichlorobenzene	3.9	Not Detected	29	Not Detected
Hexachlorobutadiene	3.9	Not Detected	42	Not Detected
Butane	3.9	Not Detected	9.3	Not Detected
Isopentane	3.9	Not Detected	12	Not Detected

J = Estimated value.

Container Type: 1 Liter Summa Canister

Surrogates	%Recovery	Method Limits
Toluene-d8	100	70-130
1,2-Dichloroethane-d4	112	70-130
4-Bromofluorobenzene	103	70-130

eurofins | Air Toxics

Client Sample ID: Lab Blank

Lab ID#: 1207656AR1-09A

EPA METHOD TO-15 GC/MS FULL SCAN

File Name:	**j080309c**	**Date of Collection: NA**	
Dil. Factor:	**1.00**	**Date of Analysis: 8/3/12 01:47 PM**	

Compound	Rpt. Limit (ppbv)	Amount (ppbv)	Rpt. Limit (ug/m3)	Amount (ug/m3)
Freon 12	0.50	Not Detected	2.5	Not Detected
Freon 114	0.50	Not Detected	3.5	Not Detected
Chloromethane	5.0	Not Detected	10	Not Detected
Vinyl Chloride	0.50	Not Detected	1.3	Not Detected
1,3-Butadiene	0.50	Not Detected	1.1	Not Detected
Bromomethane	5.0	Not Detected	19	Not Detected
Chloroethane	2.0	Not Detected	5.3	Not Detected
Freon 11	0.50	Not Detected	2.8	Not Detected
Ethanol	2.0	Not Detected	3.8	Not Detected
Freon 113	0.50	Not Detected	3.8	Not Detected
1,1-Dichloroethene	0.50	Not Detected	2.0	Not Detected
Acetone	5.0	Not Detected	12	Not Detected
2-Propanol	2.0	Not Detected	4.9	Not Detected
Carbon Disulfide	2.0	0.41 J	6.2	1.3 J
3-Chloropropene	2.0	Not Detected	6.3	Not Detected
Methylene Chloride	5.0	0.12 J	17	0.41 J
Methyl tert-butyl ether	0.50	Not Detected	1.8	Not Detected
trans-1,2-Dichloroethene	0.50	Not Detected	2.0	Not Detected
Hexane	0.50	Not Detected	1.8	Not Detected
1,1-Dichloroethane	0.50	Not Detected	2.0	Not Detected
2-Butanone (Methyl Ethyl Ketone)	2.0	Not Detected	5.9	Not Detected
cis-1,2-Dichloroethene	0.50	Not Detected	2.0	Not Detected
Tetrahydrofuran	0.50	Not Detected	1.5	Not Detected
Chloroform	0.50	Not Detected	2.4	Not Detected
1,1,1-Trichloroethane	0.50	Not Detected	2.7	Not Detected
Cyclohexane	0.50	Not Detected	1.7	Not Detected
Carbon Tetrachloride	0.50	Not Detected	3.1	Not Detected
2,2,4-Trimethylpentane	0.50	Not Detected	2.3	Not Detected
Benzene	0.50	Not Detected	1.6	Not Detected
1,2-Dichloroethane	0.50	Not Detected	2.0	Not Detected
Heptane	0.50	Not Detected	2.0	Not Detected
Trichloroethene	0.50	Not Detected	2.7	Not Detected
1,2-Dichloropropane	0.50	Not Detected	2.3	Not Detected
1,4-Dioxane	2.0	Not Detected	7.2	Not Detected
Bromodichloromethane	0.50	Not Detected	3.4	Not Detected
cis-1,3-Dichloropropene	0.50	0.092 J	2.3	0.42 J
4-Methyl-2-pentanone	0.50	Not Detected	2.0	Not Detected
Toluene	0.50	0.074 J	1.9	0.28 J
trans-1,3-Dichloropropene	0.50	0.14 J	2.3	0.64 J
1,1,2-Trichloroethane	0.50	Not Detected	2.7	Not Detected
Tetrachloroethene	0.50	Not Detected	3.4	Not Detected
2-Hexanone	2.0	Not Detected	8.2	Not Detected

eurofins | Air Toxics

Client Sample ID: Lab Blank
Lab ID#: 1207656AR1-09A
EPA METHOD TO-15 GC/MS FULL SCAN

File Name:	j080309c	**Date of Collection: NA**	
Dil. Factor:	1.00	**Date of Analysis: 8/3/12 01:47 PM**	

Compound	Rpt. Limit (ppbv)	Amount (ppbv)	Rpt. Limit (ug/m3)	Amount (ug/m3)
Dibromochloromethane	0.50	Not Detected	4.2	Not Detected
1,2-Dibromoethane (EDB)	0.50	Not Detected	3.8	Not Detected
Chlorobenzene	0.50	0.36 J	2.3	1.6 J
Ethyl Benzene	0.50	0.078 J	2.2	0.34 J
m,p-Xylene	0.50	Not Detected	2.2	Not Detected
o-Xylene	0.50	Not Detected	2.2	Not Detected
Styrene	0.50	Not Detected	2.1	Not Detected
Bromoform	0.50	Not Detected	5.2	Not Detected
Cumene	0.50	Not Detected	2.4	Not Detected
1,1,2,2-Tetrachloroethane	0.50	Not Detected	3.4	Not Detected
Propylbenzene	0.50	Not Detected	2.4	Not Detected
4-Ethyltoluene	0.50	Not Detected	2.4	Not Detected
1,3,5-Trimethylbenzene	0.50	Not Detected	2.4	Not Detected
1,2,4-Trimethylbenzene	0.50	Not Detected	2.4	Not Detected
1,3-Dichlorobenzene	0.50	0.13 J	3.0	0.77 J
1,4-Dichlorobenzene	0.50	0.16 J	3.0	0.99 J
alpha-Chlorotoluene	0.50	0.10 J	2.6	0.52 J
1,2-Dichlorobenzene	0.50	0.12 J	3.0	0.73 J
1,2,4-Trichlorobenzene	2.0	Not Detected	15	Not Detected
Hexachlorobutadiene	2.0	Not Detected	21	Not Detected
Butane	2.0	Not Detected	4.8	Not Detected
Isopentane	2.0	Not Detected	5.9	Not Detected

J = Estimated value.

Container Type: NA - Not Applicable

Surrogates	%Recovery	Method Limits
Toluene-d8	98	70-130
1,2-Dichloroethane-d4	105	70-130
4-Bromofluorobenzene	100	70-130

eurofins

Air Toxics

Client Sample ID: CCV

Lab ID#: 1207656AR1-10A

EPA METHOD TO-15 GC/MS FULL SCAN

File Name:	**j080302**	**Date of Collection: NA**	
Dil. Factor:	1.00	**Date of Analysis: 8/3/12 10:03 AM**	

Compound	%Recovery
Freon 12	115
Freon 114	113
Chloromethane	113
Vinyl Chloride	106
1,3-Butadiene	106
Bromomethane	151 Q
Chloroethane	108
Freon 11	114
Ethanol	109
Freon 113	110
1,1-Dichloroethene	113
Acetone	102
2-Propanol	105
Carbon Disulfide	106
3-Chloropropene	107
Methylene Chloride	96
Methyl tert-butyl ether	108
trans-1,2-Dichloroethene	102
Hexane	107
1,1-Dichloroethane	112
2-Butanone (Methyl Ethyl Ketone)	98
cis-1,2-Dichloroethene	100
Tetrahydrofuran	102
Chloroform	105
1,1,1-Trichloroethane	107
Cyclohexane	107
Carbon Tetrachloride	110
2,2,4-Trimethylpentane	108
Benzene	103
1,2-Dichloroethane	111
Heptane	101
Trichloroethene	100
1,2-Dichloropropane	103
1,4-Dioxane	106
Bromodichloromethane	107
cis-1,3-Dichloropropene	105
4-Methyl-2-pentanone	107
Toluene	98
trans-1,3-Dichloropropene	112
1,1,2-Trichloroethane	101
Tetrachloroethene	100
2-Hexanone	113

eurofins | Air Toxics

Client Sample ID: CCV
Lab ID#: 1207656AR1-10A
EPA METHOD TO-15 GC/MS FULL SCAN

File Name:	**j080302**	**Date of Collection: NA**	
Dil. Factor:	**1.00**	**Date of Analysis: 8/3/12 10:03 AM**	

Compound	%Recovery
Dibromochloromethane	109
1,2-Dibromoethane (EDB)	104
Chlorobenzene	88
Ethyl Benzene	103
m,p-Xylene	102
o-Xylene	105
Styrene	111
Bromoform	111
Cumene	108
1,1,2,2-Tetrachloroethane	100
Propylbenzene	106
4-Ethyltoluene	107
1,3,5-Trimethylbenzene	107
1,2,4-Trimethylbenzene	106
1,3-Dichlorobenzene	101
1,4-Dichlorobenzene	104
alpha-Chlorotoluene	113
1,2-Dichlorobenzene	104
1,2,4-Trichlorobenzene	110
Hexachlorobutadiene	120
Butane	109
Isopentane	99

Q = Exceeds Quality Control limits.

Container Type: NA - Not Applicable

Surrogates	%Recovery	Method Limits
Toluene-d8	99	70-130
1,2-Dichloroethane-d4	110	70-130
4-Bromofluorobenzene	105	70-130

eurofins | Air Toxics

Client Sample ID: LCS
Lab ID#: 1207656AR1-11A
EPA METHOD TO-15 GC/MS FULL SCAN

File Name:	**j080303**	**Date of Collection: NA**	
Dil. Factor:	**1.00**	**Date of Analysis: 8/3/12 10:41 AM**	

Compound	%Recovery
Freon 12	116
Freon 114	110
Chloromethane	112
Vinyl Chloride	106
1,3-Butadiene	105
Bromomethane	143 Q
Chloroethane	105
Freon 11	110
Ethanol	95
Freon 113	109
1,1-Dichloroethene	118
Acetone	104
2-Propanol	102
Carbon Disulfide	128
3-Chloropropene	113
Methylene Chloride	91
Methyl tert-butyl ether	106
trans-1,2-Dichloroethene	112
Hexane	101
1,1-Dichloroethane	108
2-Butanone (Methyl Ethyl Ketone)	94
cis-1,2-Dichloroethene	97
Tetrahydrofuran	94
Chloroform	104
1,1,1-Trichloroethane	107
Cyclohexane	105
Carbon Tetrachloride	105
2,2,4-Trimethylpentane	101
Benzene	95
1,2-Dichloroethane	103
Heptane	89
Trichloroethene	94
1,2-Dichloropropane	94
1,4-Dioxane	97
Bromodichloromethane	100
cis-1,3-Dichloropropene	98
4-Methyl-2-pentanone	97
Toluene	89
trans-1,3-Dichloropropene	105
1,1,2-Trichloroethane	94
Tetrachloroethene	93
2-Hexanone	101

eurofins

Air Toxics

Client Sample ID: LCS

Lab ID#: 1207656AR1-11A

EPA METHOD TO-15 GC/MS FULL SCAN

File Name:	**j080303**	**Date of Collection: NA**	
Dil. Factor:	**1.00**	**Date of Analysis: 8/3/12 10:41 AM**	

Compound	%Recovery
Dibromochloromethane	104
1,2-Dibromoethane (EDB)	98
Chlorobenzene	81
Ethyl Benzene	96
m,p-Xylene	98
o-Xylene	100
Styrene	101
Bromoform	102
Cumene	102
1,1,2,2-Tetrachloroethane	95
Propylbenzene	99
4-Ethyltoluene	97
1,3,5-Trimethylbenzene	99
1,2,4-Trimethylbenzene	97
1,3-Dichlorobenzene	97
1,4-Dichlorobenzene	99
alpha-Chlorotoluene	97
1,2-Dichlorobenzene	101
1,2,4-Trichlorobenzene	93
Hexachlorobutadiene	103
Butane	108
Isopentane	95

Q = Exceeds Quality Control limits.

Container Type: NA - Not Applicable

Surrogates	%Recovery	Method Limits
Toluene-d8	100	70-130
1,2-Dichloroethane-d4	113	70-130
4-Bromofluorobenzene	106	70-130

eurofins | Air Toxics

Client Sample ID: LCSD
Lab ID#: 1207656AR1-11AA
EPA METHOD TO-15 GC/MS FULL SCAN

File Name:	**j080305**	**Date of Collection: NA**	
Dil. Factor:	**1.00**	**Date of Analysis: 8/3/12 11:47 AM**	

Compound	%Recovery
Freon 12	122
Freon 114	120
Chloromethane	114
Vinyl Chloride	114
1,3-Butadiene	114
Bromomethane	158 Q
Chloroethane	110
Freon 11	118
Ethanol	100
Freon 113	111
1,1-Dichloroethene	127
Acetone	111
2-Propanol	109
Carbon Disulfide	133 Q
3-Chloropropene	122
Methylene Chloride	97
Methyl tert-butyl ether	115
trans-1,2-Dichloroethene	120
Hexane	110
1,1-Dichloroethane	116
2-Butanone (Methyl Ethyl Ketone)	99
cis-1,2-Dichloroethene	105
Tetrahydrofuran	102
Chloroform	113
1,1,1-Trichloroethane	113
Cyclohexane	111
Carbon Tetrachloride	115
2,2,4-Trimethylpentane	108
Benzene	106
1,2-Dichloroethane	114
Heptane	103
Trichloroethene	106
1,2-Dichloropropane	108
1,4-Dioxane	109
Bromodichloromethane	111
cis-1,3-Dichloropropene	107
4-Methyl-2-pentanone	109
Toluene	100
trans-1,3-Dichloropropene	114
1,1,2-Trichloroethane	105
Tetrachloroethene	102
2-Hexanone	117

eurofins

Air Toxics

Client Sample ID: LCSD

Lab ID#: 1207656AR1-11AA

EPA METHOD TO-15 GC/MS FULL SCAN

File Name:	**j080305**	**Date of Collection: NA**	
Dil. Factor:	**1.00**	**Date of Analysis: 8/3/12 11:47 AM**	

Compound	%Recovery
Dibromochloromethane	113
1,2-Dibromoethane (EDB)	108
Chlorobenzene	90
Ethyl Benzene	107
m,p-Xylene	109
o-Xylene	111
Styrene	114
Bromoform	112
Cumene	114
1,1,2,2-Tetrachloroethane	103
Propylbenzene	111
4-Ethyltoluene	106
1,3,5-Trimethylbenzene	111
1,2,4-Trimethylbenzene	108
1,3-Dichlorobenzene	106
1,4-Dichlorobenzene	108
alpha-Chlorotoluene	102
1,2-Dichlorobenzene	109
1,2,4-Trichlorobenzene	112
Hexachlorobutadiene	120
Butane	113
Isopentane	96

Q = Exceeds Quality Control limits.

Container Type: NA - Not Applicable

Surrogates	%Recovery	Method Limits
Toluene-d8	99	70-130
1,2-Dichloroethane-d4	109	70-130
4-Bromofluorobenzene	106	70-130

1207650

Shell Oil Products Chain Of Custody Record

URS

Air Toxics LTD.
Project Name: Roxana Soil Vapor
Project # 21562735.00013

Lab Vendor #

Please Check Appropriate Box:
- [x] ENV. SERVICES
- [ ] MOTIVA RETAIL
- [ ] SHELL RETAIL
- [ ] MOTIVA SD&CM
- [ ] CONSULTANT
- [ ] LUBES
- [ ] SHELL PIPELINE
- [ ] OTHER _____

Print Bill To Contact Name: Robert Mooshegian

PO #

INCIDENT # (ENV SERVICES): 9 7 2 1 6 6 4 0

SAP #: 3 4 0 0 6 1

- [ ] CHECK IF NO INCIDENT # APPLIES

DATE 07/27/12

PAGE 1 of 1

SAMPLING COMPANY: URS CORPORATION

LOG CODE:

SITE ADDRESS: Street and City: 900 SOUTH CENTRAL AVE -- ROXANA

State: IL

GLOBAL ID NO:

ADDRESS: 1001 HIGHLANDS PLAZA DRIVE WEST - SUITE 300; ST. LOUIS, MO 63110

SITE DELIVERABLE TO (Name, Company, Office Location): Elizabeth Kunkel, URS, St Louis

PHONE NO: 314-743-4179

E-MAIL: Elizabeth_Kunkel@URSCorp.com

CONSULTANT PROJECT NAME#: Roxana Soil Vapor

LABORATORY ADDRESS: Air Toxics, LTD 180 Blue Ravine Road, Suite B, Folsom, CA 95630-4719

M Currier, C Williams, C Kretzer M Mittermeyer, J Jackson, D Mattingly, L. Rathnow

TELEPHONE:

FAX: 314-429-0462

BILL TO CONTACT E-MAIL: Robert.Mooshegian@urs.com

TURNAROUND TIME (CALENDAR DAYS):
- [x] STANDARD (14 DAY)
- [ ] 5 DAYS
- [ ] 3 DAYS
- [ ] 2 DAYS
- [ ] 24 HOURS
- [ ] RESULTS NEEDED ON WEEKEND

- [ ] LA - RWQCB REPORT FORMAT
- [x] UST AGENCY:

DELIVERABLES:
- [ ] LEVEL 1
- [ ] LEVEL 2
- [ ] LEVEL 3
- [x] LEVEL 4
- [ ] OTHER (SPECIFY) _____

- [x] SHELL CONTRACT RATE APPLIES
- [ ] STATE REIMBURSEMENT RATE APPLIES
- [ ] EDD NOT NEEDED
- [x] RECEIPT VERIFICATION REQUESTED

REQUESTED ANALYSIS

Turn Around Time:
- [x] Norma
- [ ] Rush
- Specify

Lab Use Only
Pressurized by:
Date:
Pressurization Gas: N_2 He

LAB USE ONLY	Field Sample Identification	SAMPLING DATE	SAMPLING TIME	Canister Number	Canister Pressure/Vacuum Initial	Final	Receipt	Final (psi)	Modified TO-15 + Butane & Isopentane	ASTM D-1946 + Helium	ASTM D-1948
01A	VMP-3-5-072712	07/27/12	0935-1005	14511	-28	-10			X	X	
02A	VMP-4-5-072512	07/25/12	1501-1531	2037	-29.5	-10			X	X	
03A	VMP-12-5-072612	07/26/12	1417-1450	3056	-30	-8.5			X	X	
04A	VMP-12-5-072612-Dup	07/26/12	1417-1450	3017	-30	-6.5			X	X	
05A	VMP-12-11 5-072712	07/27/12	0912-0951	36426	-29	-8			X	X	
06A	VMP-15-5-072512	07/25/12	1407-1440	2171	-30	-8			X	X	
07A	VMP-25-5-072612	07/26/12	1121-1152	35553	-29.5	-8.5			X	X	
08A	VMP-31-10-072612	07/26/12	1614-1644	37744	-29	-9			X	X	

ADDITIONAL NOTES:
- 14 day hold time
- Report results between MDL and RL
- Level IV ECVP

Relinquished by (Signature)	Received by (Signature)	Date	Time
[signature]	FEDEX	7/27/12	1700
	B Whittaker AZL	7/30/12	0930

Fedex
Custody Seal Intact?
(Y) N None Temp N/A

eurofins | Air Toxics

8/15/2012
Ms. Elizabeth Kunkel
URS Corporation
1001 Highlands Plaza Dr. West
Suite 300
St. Louis MO 63110

Project Name: Roxana Soil Vapor
Project #: 21562735.00013
Workorder #: 1207656B

Dear Ms. Elizabeth Kunkel

The following report includes the data for the above referenced project for sample(s) received on 7/30/2012 at Air Toxics Ltd.

The data and associated QC analyzed by Modified ASTM D-1946 are compliant with the project requirements or laboratory criteria with the exception of the deviations noted in the attached case narrative.

Thank you for choosing Air Toxics Ltd. for your air analysis needs. Air Toxics Ltd. is committed to providing accurate data of the highest quality. Please feel free to contact the Project Manager: Kelly Buettner at 916-985-1000 if you have any questions regarding the data in this report.

Regards,

Kelly Buettner

Project Manager

eurofins | Air Toxics

WORK ORDER #: 1207656B

Work Order Summary

CLIENT:	Ms. Elizabeth Kunkel URS Corporation 1001 Highlands Plaza Dr. West Suite 300 St. Louis, MO 63110	**BILL TO:**	Accounts Payable Austin URS Corporation P.O. BOX 203970 Austin, TX 78720-1088
PHONE:	314-743-4179	**P.O. #**	21562735.00013
FAX:		**PROJECT #**	21562735.00013 Roxana Soil Vapor
DATE RECEIVED:	07/30/2012	**CONTACT:**	Kelly Buettner
DATE COMPLETED:	08/15/2012		

FRACTION #	NAME	TEST	RECEIPT VAC./PRES.	FINAL PRESSURE
01A	VMP-3-5-072712	Modified ASTM D-1946	10.0 "Hg	5 psi
02A	VMP-4-5-072512	Modified ASTM D-1946	11.2 "Hg	5 psi
03A	VMP-12-5-072612	Modified ASTM D-1946	9.4 "Hg	5 psi
04A	VMP-12-5-072612-Dup	Modified ASTM D-1946	7.4 "Hg	5 psi
05A	VMP-12-11.5-072712	Modified ASTM D-1946	8.0 "Hg	5 psi
06A	VMP-15-5-072512	Modified ASTM D-1946	9.6 "Hg	5 psi
07A	VMP-25-5-072612	Modified ASTM D-1946	9.6 "Hg	5 psi
08A	VMP-31-10-072612	Modified ASTM D-1946	9.4 "Hg	5 psi
09A	Lab Blank	Modified ASTM D-1946	NA	NA
09B	Lab Blank	Modified ASTM D-1946	NA	NA
10A	LCS	Modified ASTM D-1946	NA	NA
10AA	LCSD	Modified ASTM D-1946	NA	NA

CERTIFIED BY: Heidi Hayes DATE: 08/15/12

Technical Director

Certification numbers: AZ Licensure AZ0775, CA NELAP - 12282CA, NY NELAP - 11291, TX NELAP - T104704434-12-5, UT NELAP CA009332012-3, WA NELAP - C935
Name of Accrediting Agency: NELAP/ORELAP (Oregon Environmental Laboratory Accreditation Program)
Accreditation number: CA300005, Effective date: 10/18/2011, Expiration date: 10/17/2012.
Eurofins Air Toxics Ltd. certifies that the test results contained in this report meet all requirements of the NELAC standards

This report shall not be reproduced, except in full, without the written approval of Eurofins Air Toxics, Inc

180 BLUE RAVINE ROAD, SUITE B FOLSOM, CA - 9563
(916) 985-1000 . (800) 985-5955 . FAX (916) 985-1020

LABORATORY NARRATIVE
Modified ASTM D-1946
URS Corporation
Workorder# 1207656B

Eight 1 Liter Summa Canister samples were received on July 30, 2012. The laboratory performed analysis via Modified ASTM Method D-1946 for Methane and fixed gases in air using GC/FID or GC/TCD. The method involves direct injection of 1.0 mL of sample.

On the analytical column employed for this analysis, Oxygen coelutes with Argon. The corresponding peak is quantitated as Oxygen.

Since Nitrogen is used to pressurize samples, the reported Nitrogen values are calculated by adding all the sample components and subtracting from 100%.

Method modifications taken to run these samples are summarized in the table below. Specific project requirements may over-ride the ATL modifications.

Requirement	*ASTM D-1946*	*ATL Modifications*
Calibration	A single point calibration is performed using a reference standard closely matching the composition of the unknown.	A 3-point calibration curve is performed. Quantitation is based on a daily calibration standard which may or may not resemble the composition of the associated samples.
Reference Standard	The composition of any reference standard must be known to within 0.01 mol % for any component.	The standards used by ATL are blended to a >/= 95% accuracy.
Sample Injection Volume	Components whose concentrations are in excess of 5 % should not be analyzed by using sample volumes greater than 0.5 mL.	The sample container is connected directly to a fixed volume sample loop of 1.0 mL on the GC. Linear range is defined by the calibration curve. Bags are loaded by vacuum.
Normalization	Normalize the mole percent values by multiplying each value by 100 and dividing by the sum of the original values. The sum of the original values should not differ from 100% by more than 1.0%.	Results are not normalized. The sum of the reported values can differ from 100% by as much as 15%, either due to analytical variability or an unusual sample matrix.
Precision	Precision requirements established at each concentration level.	Duplicates should agree within 25% RPD for detections > 5 X's the RL.

Receiving Notes

There were no receiving discrepancies.

Analytical Notes

As per project specific client request the laboratory has reported estimated values for target compound hits that are below the Reporting Limit but greater than the Method Detection Limit.

Definition of Data Qualifying Flags

Seven qualifiers may have been used on the data analysis sheets and indicate as follows:
B - Compound present in laboratory blank greater than reporting limit.
J - Estimated value.
E - Exceeds instrument calibration range.
S - Saturated peak.
Q - Exceeds quality control limits.
U - Compound analyzed for but not detected above the detection limit.
M - Reported value may be biased due to apparent matrix interferences.
File extensions may have been used on the data analysis sheets and indicates as follows:
a-File was requantified
b-File was quantified by a second column and detector
r1-File was requantified for the purpose of reissue

eurofins | Air Toxics

Summary of Detected Compounds
NATURAL GAS ANALYSIS BY MODIFIED ASTM D-1946

Client Sample ID: VMP-3-5-072712

Lab ID#: 1207656B-01A

Compound	Rpt. Limit (%)	Amount (%)
Oxygen	0.20	20
Nitrogen	0.20	79
Methane	0.00020	0.00028
Carbon Dioxide	0.020	0.37
Helium	0.10	0.33

Client Sample ID: VMP-4-5-072512

Lab ID#: 1207656B-02A

Compound	Rpt. Limit (%)	Amount (%)
Oxygen	0.21	18
Nitrogen	0.21	80
Methane	0.00021	0.00022
Carbon Dioxide	0.021	2.1
Helium	0.11	0.040 J

Client Sample ID: VMP-12-5-072612

Lab ID#: 1207656B-03A

Compound	Rpt. Limit (%)	Amount (%)
Oxygen	0.20	20
Nitrogen	0.20	80
Methane	0.00020	0.00017 J
Carbon Dioxide	0.020	0.17
Helium	0.098	0.20

Client Sample ID: VMP-12-5-072612-Dup

Lab ID#: 1207656B-04A

Compound	Rpt. Limit (%)	Amount (%)
Oxygen	0.18	20
Nitrogen	0.18	80

eurofins

Air Toxics

Summary of Detected Compounds
NATURAL GAS ANALYSIS BY MODIFIED ASTM D-1946

Client Sample ID: VMP-12-5-072612-Dup

Lab ID#: 1207656B-04A

Methane	0.00018	0.00017 J
Carbon Dioxide	0.018	0.17
Helium	0.089	0.13

* Sample not usable due to helium results in the sample (5.8%) that were greater than 10% of the helium in the shroud (50.2%) Please see SDG 1208462A,B for second sampling results.

* **Client Sample ID: VMP-12-11.5-072712**

Lab ID#: 1207656B-05A

Compound	Rpt. Limit (%)	Amount (%)
Oxygen	0.18	19
Nitrogen	0.18	75
Methane	0.00018	0.00094
Carbon Dioxide	0.018	0.16
Helium	0.092	5.8

Client Sample ID: VMP-15-5-072512

Lab ID#: 1207656B-06A

Compound	Rpt. Limit (%)	Amount (%)
Oxygen	0.20	10
Nitrogen	0.20	78
Methane	0.00020	0.000068 J
Carbon Dioxide	0.020	12

Client Sample ID: VMP-25-5-072612

Lab ID#: 1207656B-07A

Compound	Rpt. Limit (%)	Amount (%)
Oxygen	0.20	6.5
Nitrogen	0.20	81
Methane	0.00020	0.0021
Carbon Dioxide	0.020	12
Helium	0.098	0.075 J

eurofins

Air Toxics

Summary of Detected Compounds
NATURAL GAS ANALYSIS BY MODIFIED ASTM D-1946

Client Sample ID: VMP-31-10-072612

Lab ID#: 1207656B-08A

Compound	Rpt. Limit (%)	Amount (%)
Oxygen	0.20	20
Nitrogen	0.20	79
Methane	0.00020	0.00023
Carbon Dioxide	0.020	0.99

eurofins | Air Toxics

Client Sample ID: VMP-3-5-072712

Lab ID#: 1207656B-01A

NATURAL GAS ANALYSIS BY MODIFIED ASTM D-1946

File Name:	**9080113**	**Date of Collection:**	**7/27/12 10:05:00 AM**
Dil. Factor:	**2.01**	**Date of Analysis:**	**8/1/12 01:38 PM**

Compound	Rpt. Limit (%)	Amount (%)
Oxygen	0.20	20
Nitrogen	0.20	79
Carbon Monoxide	0.020	Not Detected
Methane	0.00020	0.00028
Carbon Dioxide	0.020	0.37
Ethane	0.0020	Not Detected
Ethene	0.0020	Not Detected
Helium	0.10	0.33

Container Type: 1 Liter Summa Canister

eurofins | Air Toxics

Client Sample ID: VMP-4-5-072512

Lab ID#: 1207656B-02A

NATURAL GAS ANALYSIS BY MODIFIED ASTM D-1946

File Name:	**9080114**	**Date of Collection:**	**7/25/12 3:31:00 PM**
Dil. Factor:	**2.14**	**Date of Analysis:**	**8/1/12 02:01 PM**

Compound	Rpt. Limit (%)	Amount (%)
Oxygen	0.21	18
Nitrogen	0.21	80
Carbon Monoxide	0.021	Not Detected
Methane	0.00021	0.00022
Carbon Dioxide	0.021	2.1
Ethane	0.0021	Not Detected
Ethene	0.0021	Not Detected
Helium	0.11	0.040 J

J = Estimated value.

Container Type: 1 Liter Summa Canister

eurofins

Air Toxics

Client Sample ID: VMP-12-5-072612

Lab ID#: 1207656B-03A

NATURAL GAS ANALYSIS BY MODIFIED ASTM D-1946

File Name:	**9080115**	**Date of Collection:**	**7/26/12 2:50:00 PM**
Dil. Factor:	**1.95**	**Date of Analysis:**	**8/1/12 02:23 PM**

Compound	Rpt. Limit (%)	Amount (%)
Oxygen	0.20	20
Nitrogen	0.20	80
Carbon Monoxide	0.020	Not Detected
Methane	0.00020	0.00017 J
Carbon Dioxide	0.020	0.17
Ethane	0.0020	Not Detected
Ethene	0.0020	Not Detected
Helium	0.098	0.20

J = Estimated value.

Container Type: 1 Liter Summa Canister

eurofins | Air Toxics

Client Sample ID: VMP-12-5-072612-Dup

Lab ID#: 1207656B-04A

NATURAL GAS ANALYSIS BY MODIFIED ASTM D-1946

File Name:	**9080116**	**Date of Collection:**	**7/26/12 2:50:00 PM**
Dil. Factor:	**1.78**	**Date of Analysis:**	**8/1/12 02:56 PM**

Compound	Rpt. Limit (%)	Amount (%)
Oxygen	0.18	20
Nitrogen	0.18	80
Carbon Monoxide	0.018	Not Detected
Methane	0.00018	0.00017 J
Carbon Dioxide	0.018	0.17
Ethane	0.0018	Not Detected
Ethene	0.0018	Not Detected
Helium	0.089	0.13

J = Estimated value.

Container Type: 1 Liter Summa Canister

eurofins | Air Toxics

Sample not usable due to helium results in the sample (5.8%) that were greater than 10% of the helium in the shroud (50.2%) Please see SDG 1208462AB for second sampling results.

Client Sample ID: VMP-12-11.5-072712

Lab ID#: 1207656B-05A

NATURAL GAS ANALYSIS BY MODIFIED ASTM D-1946

File Name:	**9080117**	**Date of Collection:**	**7/27/12 9:51:00 AM**
Dil. Factor:	**1.83**	**Date of Analysis:**	**8/1/12 03:30 PM**

Compound	Rpt. Limit (%)	Amount (%)
Oxygen	0.18	19
Nitrogen	0.18	75
Carbon Monoxide	0.018	Not Detected
Methane	0.00018	0.00094
Carbon Dioxide	0.018	0.16
Ethane	0.0018	Not Detected
Ethene	0.0018	Not Detected
Helium	0.092	5.8

Container Type: 1 Liter Summa Canister

eurofins

Air Toxics

Client Sample ID: VMP-15-5-072512

Lab ID#: 1207656B-06A

NATURAL GAS ANALYSIS BY MODIFIED ASTM D-1946

File Name:	**9080118**	**Date of Collection:**	**7/25/12 2:40:00 PM**
Dil. Factor:	**1.97**	**Date of Analysis:**	**8/1/12 03:54 PM**

Compound	Rpt. Limit (%)	Amount (%)
Oxygen	0.20	10
Nitrogen	0.20	78
Carbon Monoxide	0.020	Not Detected
Methane	0.00020	0.000068 J
Carbon Dioxide	0.020	12
Ethane	0.0020	Not Detected
Ethene	0.0020	Not Detected
Helium	0.098	Not Detected

J = Estimated value.

Container Type: 1 Liter Summa Canister

eurofins | Air Toxics

Client Sample ID: VMP-25-5-072612

Lab ID#: 1207656B-07A

NATURAL GAS ANALYSIS BY MODIFIED ASTM D-1946

File Name:	**9080119**	**Date of Collection:**	**7/26/12 11:52:00 AM**
Dil. Factor:	**1.97**	**Date of Analysis:**	**8/1/12 04:23 PM**

Compound	Rpt. Limit (%)	Amount (%)
Oxygen	0.20	6.5
Nitrogen	0.20	81
Carbon Monoxide	0.020	Not Detected
Methane	0.00020	0.0021
Carbon Dioxide	0.020	12
Ethane	0.0020	Not Detected
Ethene	0.0020	Not Detected
Helium	0.098	0.075 J

J = Estimated value.

Container Type: 1 Liter Summa Canister

eurofins | Air Toxics

Client Sample ID: VMP-31-10-072612

Lab ID#: 1207656B-08A

NATURAL GAS ANALYSIS BY MODIFIED ASTM D-1946

File Name:	**9080120**	**Date of Collection:**	**7/26/12 4:44:00 PM**
Dil. Factor:	**1.95**	**Date of Analysis:**	**8/1/12 04:50 PM**

Compound	Rpt. Limit (%)	Amount (%)
Oxygen	0.20	20
Nitrogen	0.20	79
Carbon Monoxide	0.020	Not Detected
Methane	0.00020	0.00023
Carbon Dioxide	0.020	0.99
Ethane	0.0020	Not Detected
Ethene	0.0020	Not Detected
Helium	0.098	Not Detected

Container Type: 1 Liter Summa Canister

eurofins | Air Toxics

Client Sample ID: Lab Blank

Lab ID#: 1207656B-09A

NATURAL GAS ANALYSIS BY MODIFIED ASTM D-1946

File Name:	**9080104a**	**Date of Collection: NA**	
Dil. Factor:	**1.00**	**Date of Analysis: 8/1/12 09:40 AM**	

Compound	Rpt. Limit (%)	Amount (%)
Oxygen	0.10	0.012 J
Nitrogen	0.10	0.095 J
Carbon Monoxide	0.010	Not Detected
Methane	0.00010	Not Detected
Carbon Dioxide	0.010	Not Detected
Ethane	0.0010	Not Detected
Ethene	0.0010	Not Detected

J = Estimated value.

Container Type: NA - Not Applicable

eurofins | Air Toxics

Client Sample ID: Lab Blank

Lab ID#: 1207656B-09B

NATURAL GAS ANALYSIS BY MODIFIED ASTM D-1946

File Name:	**9080103b**	**Date of Collection: NA**	
Dil. Factor:	**1.00**	**Date of Analysis: 8/1/12 09:17 AM**	

Compound	Rpt. Limit (%)	Amount (%)
Helium	0.050	Not Detected

Container Type: NA - Not Applicable

eurofins

Air Toxics

Client Sample ID: LCSD

Lab ID#: 1207656B-10AA

NATURAL GAS ANALYSIS BY MODIFIED ASTM D-1946

File Name:	**9080126**	**Date of Collection: NA**	
Dil. Factor:	**1.00**	**Date of Analysis: 8/1/12 08:05 PM**	

Compound	%Recovery
Oxygen	100
Nitrogen	101
Carbon Monoxide	96
Methane	96
Carbon Dioxide	102
Ethane	97
Ethene	94
Helium	100

Container Type: NA - Not Applicable

1207656

Shell Oil Products Chain Of Custody Record

URS

Air Toxics LTD.
Project Name: Roxana Soil Vapor
Project # 21562735.00013

Lab Vendor #

Please Check Appropriate Box:
- [x] ENV. SERVICES
- [ ] MOTIVA RETAIL
- [ ] SHELL RETAIL
- [ ] MOTIVA SD&CM
- [ ] CONSULTANT
- [ ] LUBES
- [ ] SHELL PIPELINE
- [ ] OTHER

Print Bill To Contact Name: Robert Mooshegian

PO #

INCIDENT # (ENV SERVICES): 9 7 2 1 6 6 4 0

SAP #: 3 4 0 0 6 1

[ ] CHECK IF NO INCIDENT # APPLIES

DATE 07/27/12

PAGE 1 of 1

SAMPLING COMPANY: URS CORPORATION

LOG CODE:

SITE ADDRESS Street and City: 900 SOUTH CENTRAL AVE -- ROXANA

State: IL

GLOBAL ID NO:

ADDRESS: 1001 HIGHLANDS PLAZA DRIVE WEST - SUITE 300, ST. LOUIS, MO 63110

SCP DELIVERABLE TO Name, company, office location: Elizabeth Kunkel, URS, St Louis

PHONE NO: 314-743-4179

E-MAIL: Elizabeth_Kunkel@URSCorp.com

CONSULTANT PROJECT NAME: Roxana Soil Vapor

LABORATORY ADDRESS: Air Toxics, LTD 180 Blue Ravine Road, Suite B, Folsom, CA 95630-4719

M Currier, C Williams, C Kretzer M Mittermeyer, J Jackson D Mattingly, L Rathnow

TELEPHONE:

FAX: 314-429-0462

BB To Contact E-MAIL: Robert.Mooshegian@urs.com

TURNAROUND TIME (CALENDAR DAYS):
- [x] STANDARD (14 DAY)
- [ ] 5 DAYS
- [ ] 3 DAYS
- [ ] 2 DAYS
- [ ] 24 HOURS
- [ ] RESULTS NEEDED ON WEEKEND

REQUESTED ANALYSIS

- [ ] LA - RWQCB REPORT FORMAT
- [x] UST AGENCY:

DELIVERABLES
- [ ] LEVEL 1
- [ ] LEVEL 2
- [ ] LEVEL 3
- [x] LEVEL 4
- [ ] OTHER (SPECIFY)

- [x] SHELL CONTRACT RATE APPLIES
- [ ] STATE REIMBURSEMENT RATE APPLIES
- [ ] EDD NOT NEEDED
- [x] RECEIPT VERIFICATION REQUESTED

Turn Around Time:
- [x] Norma
- [ ] Rush
- Specify

Lab Use Only
Pressurized by:
Date:
Pressurization Gas: N_2 He

LAB USE ONLY	Field Sample Identification	SAMPLING DATE	SAMPLING TIME	Canister Number	Canister Pressure/Vacuum Initial	Final	Receipt	Final (psi)	Modified TO-15 + Butane & Isopentane	ASTM D-1946 + Helium	ASTM D-1946
01A	VMP-3-5-072712	07/27/12	0930-1005	14511	-28	-10			X	X	
02A	VMP-4-5-072512	07/25/12	1501-1531	2037	-29.5	-10			X	X	
03A	VMP-12-5-072612	07/26/12	1417-1450	3056	-30	-8.5			X	X	
04A	VMP-12-5-072612-Dup	07/26/12	1417-1450	3017	-30	-6.5			X	X	
05A	VMP-12-11.5-072712	07/27/12	0912-0951	35426	-29	-8			X	X	
06A	VMP-15-5-072512	07/25/12	1407-1440	2171	-30	-8			X	X	
07A	VMP-25-5-072612	07/26/12	1121-1152	35553	-29.5	-8.5			X	X	
08A	VMP-31-10-072612	07/26/12	1614-1644	37744	-29	-9			X	X	

ADDITIONAL NOTES:
- 14 day hold time
- Report results between MDL and RL
- Level IV ECVP

Relinquished by (Signature)	Received by (Signature)	Date	Time
[signature]	FEDEX	7/27/12	1700
	B Whittaker [signature]	7/30/12	0930

05/2008 Revision

Fedex
Custody Seal Intact?
(Y) N None Temp N/A

Roxana Soil Vapor Quarterly – 3rd Quarter 2012 Data Review

Laboratory SDG: 1208060A,B

Data Reviewer: Melissa Mansker

Peer Reviewer: Elizabeth Kunkel

Date Reviewed: 8/28/2012

Guidance: USEPA National Functional Guidelines for Superfund Organic Methods Data Review 2008

Sample Identification	Sample Identification
VMP-15-25.5-073112	VMP-15-29-073112
VMP-16-5-073012	VMP-16-13.5-073012
VMP-16-19-073012	VMP-16-31-073012

1.0 Data Package Completeness

Were all items delivered as specified in the QAPP and COC as appropriate?

Yes

2.0 Laboratory Case Narrative \ Cooler Receipt Form

Were problems noted in the laboratory case narrative or cooler receipt form?

Yes, the laboratory case narrative indicated samples VMP-15-29-073112, VMP-16-5-073012, VMP-16-13.5-073012, VMP-16-19-073012, and VMP-16-31-073012 were diluted due to high levels of target analytes. Samples VMP-15-29-073112 and VMP-16-5-073012 were diluted and re-analyzed to bring the highest level target analytes within the calibration range of the instrument. Results for the highest level target analytes were reported from the re-analysis diluted runs and the remaining compounds were reported from the original analyses. TO-15 LCS/LCSD recoveries were outside evaluation criteria. The TO-15 surrogate recovery for 1,2-dichloroethane-d_4 was outside evaluation criteria in the original analysis of samples VMP-15-29-073112 and VMP-16-5-073012. Although not indicated in the laboratory case narrative, analytes were detected in the ASTM method blank. These issues are addressed further in the appropriate sections below.

No issues or discrepancies were noted in the cooler receipt form.

3.0 Holding Times

Were samples extracted/analyzed within applicable limits?

Yes

4.0 Blank Contamination

Were any analytes detected in the Blanks?

Yes

Blank ID	Parameter	Analyte	Concentration/ Amount
1208060B-07A	Natural gases	Oxygen	0.0086%

Blank ID	Parameter	Analyte	Concentration/ Amount
1208060B-07A	Natural gases	Nitrogen	0.070%

Analytical data that were reported non-detect or at concentrations greater than five times (5X) the associated blank concentration did not require qualification. No qualification of data was required.

5.0 Laboratory Control Sample

Were LCS recoveries within evaluation criteria?

No

LCS/LCSD ID	Parameter	Analyte	LCS/LCSD Recovery	LCS/ LCSD RPD	LCS/LCSD/ RPD Criteria
1208060A-09A/AA	TO-15	Chloromethane	**132/133**	1	70-130/25
1208060A-09A/AA	TO-15	Ethanol	**132/135**	2	70-130/25

Analytical data that required qualification based on LCS data are included in the table below. Analytical data which were reported as non-detect and associated with LCS recoveries above evaluation criteria, indicating a possible high bias, did not require qualification.

Field ID	Parameter	Analyte	Qualification
VMP-15-25.5-073112	TO-15	Ethanol	**J**
VMP-16-31-073012	TO-15	Ethanol	**J**

6.0 Surrogate Recoveries

Were surrogate recoveries within evaluation criteria?

No

Sample ID	Parameter	Surrogate	Recovery	Criteria
VMP-15-29-073112 (Original Analysis)	TO-15	1,2-Dichloroethane-d_4	**133**	70-130
VMP-16-5-073012 (Original Analysis)	TO-15	1,2-Dichloroethane-d_4	**165**	70-130

Analytical data that required qualification based on surrogate data are included in the table below. Freon 11 in sample VMP-42-30-071912 (Original Analysis) was previously qualified in Section 5.0 in this review due to LCS data. Analytical data which were reported as non-detect and associated with surrogate recoveries above evaluation criteria, indicating a possible high bias, did not require qualification.

Field ID	Parameter	Analyte	Qualification
VMP-15-29-073112 (Original Analysis)	TO-15	Acetone	**J**
VMP-15-29-073112 (Original Analysis)	TO-15	2-Propanol	**J**
VMP-15-29-073112 (Original Analysis)	TO-15	Cyclohexane	**J**
VMP-15-29-073112 (Original Analysis)	TO-15	2,2,4-Trimethylpentane	**J**

Field ID	Parameter	Analyte	Qualification
VMP-15-29-073112 (Original Analysis)	TO-15	Benzene	J
VMP-15-29-073112 (Original Analysis)	TO-15	Toluene	J
VMP-15-29-073112 (Original Analysis)	TO-15	m,p-Xylene	J
VMP-15-29-073112 (Original Analysis)	TO-15	Cumene	J
VMP-15-29-073112 (Original Analysis)	TO-15	Butane	J
VMP-16-5-073012 (Original Analysis)	TO-15	Methylene chloride	J
VMP-16-5-073012 (Original Analysis)	TO-15	Methyl tert-butyl ether	J
VMP-16-5-073012 (Original Analysis)	TO-15	Cyclohexane	J
VMP-16-5-073012 (Original Analysis)	TO-15	Benzene	J
VMP-16-5-073012 (Original Analysis)	TO-15	Toluene	J
VMP-16-5-073012 (Original Analysis)	TO-15	Ethyl benzene	J
VMP-16-5-073012 (Original Analysis)	TO-15	m,p-Xylene	J
VMP-16-5-073012 (Original Analysis)	TO-15	Cumene	J
VMP-16-5-073012 (Original Analysis)	TO-15	Propylbenzene	J
VMP-16-5-073012 (Original Analysis)	TO-15	Butane	J
VMP-16-5-073012 (Original Analysis)	TO-15	Isopentane	J

7.0 Matrix Spike and Matrix Spike Duplicate Recoveries

Were MS/MSD samples analyzed as part of this SDG?

MS/MSD samples are not applicable for vapor samples, due to the inability to spike the samples.

8.0 Laboratory Duplicate Results

Were laboratory duplicate samples collected as part of this SDG?

No

9.0 Field Duplicate Results

Were field duplicate samples collected as part of this SDG?

No

10.0 Sample Dilutions

For samples that were diluted and nondetect, were undiluted results also reported?

Not applicable; analytes were detected in samples that were diluted.

11.0 Additional Qualifications

Were additional qualifications applied?

No

eurofins | Air Toxics

8/16/2012
Ms. Elizabeth Kunkel
URS Corporation
1001 Highlands Plaza Dr. West
Suite 300
St. Louis MO 63110

Project Name: Roxana Soil Vapor
Project #: 21562735.00013
Workorder #: 1208060A

Dear Ms. Elizabeth Kunkel

The following report includes the data for the above referenced project for sample(s) received on 8/3/2012 at Air Toxics Ltd.

The data and associated QC analyzed by Modified TO-14A/15 (5&20 ppbv) are compliant with the project requirements or laboratory criteria with the exception of the deviations noted in the attached case narrative.

Thank you for choosing Air Toxics Ltd. for your air analysis needs. Air Toxics Ltd. is committed to providing accurate data of the highest quality. Please feel free to contact the Project Manager: Kelly Buettner at 916-985-1000 if you have any questions regarding the data in this report.

Regards,

Kelly Buettner

Project Manager

Reviewed on 8/28/12

eurofins | Air Toxics

WORK ORDER #: 1208060A

Work Order Summary

CLIENT:	Ms. Elizabeth Kunkel URS Corporation 1001 Highlands Plaza Dr. West Suite 300 St. Louis, MO 63110	**BILL TO:**	Accounts Payable Austin URS Corporation P.O. BOX 203970 Austin, TX 78720-1088
PHONE:	314-743-4179	**P.O. #**	21562735.00013
FAX:		**PROJECT #**	21562735.00013 Roxana Soil Vapor
DATE RECEIVED:	08/03/2012	**CONTACT:**	Kelly Buettner
DATE COMPLETED:	08/16/2012		

FRACTION #	NAME	TEST	RECEIPT VAC./PRES.	FINAL PRESSURE
01A	VMP-15-25.5-073112	Modified TO-14A/15 (5&20	8.0 "Hg	5 psi
02A	VMP-15-29-073112	Modified TO-14A/15 (5&20	9.5 "Hg	5 psi
02B	VMP-15-29-073112	Modified TO-14A/15 (5&20	9.5 "Hg	5 psi
03A	VMP-16-5-073012	Modified TO-14A/15 (5&20	7.5 "Hg	5 psi
03B	VMP-16-5-073012	Modified TO-14A/15 (5&20	7.5 "Hg	5 psi
04A	VMP-16-13.5-073012	Modified TO-14A/15 (5&20	8.0 "Hg	5 psi
05A	VMP-16-19-073012	Modified TO-14A/15 (5&20	4.5 "Hg	5 psi
06A	VMP-16-31-073012	Modified TO-14A/15 (5&20	7.0 "Hg	5 psi
07A	Lab Blank	Modified TO-14A/15 (5&20	NA	NA
08A	CCV	Modified TO-14A/15 (5&20	NA	NA
09A	LCS	Modified TO-14A/15 (5&20	NA	NA
09AA	LCSD	Modified TO-14A/15 (5&20	NA	NA

CERTIFIED BY: _____ DATE: 08/16/12

Technical Director

Certification numbers: AZ Licensure AZ0775, CA NELAP - 12282CA, NY NELAP - 11291, TX NELAP - T104704434-12-5, UT NELAP CA009332012-3, WA NELAP - C935
Name of Accrediting Agency: NELAP/ORELAP (Oregon Environmental Laboratory Accreditation Program)
Accreditation number: CA300005, Effective date: 10/18/2011, Expiration date: 10/17/2012.
Eurofins Air Toxics Ltd. certifies that the test results contained in this report meet all requirements of the NELAC standards

This report shall not be reproduced, except in full, without the written approval of Eurofins Air Toxics, Inc.

180 BLUE RAVINE ROAD, SUITE B FOLSOM, CA - 9563
(916) 985-1000 . (800) 985-5955 . FAX (916) 985-1020

LABORATORY NARRATIVE
EPA Method TO-15
URS Corporation
Workorder# 1208060A

Six 1 Liter Summa Canister samples were received on August 03, 2012. The laboratory performed analysis via EPA Method TO-15 using GC/MS in the full scan mode.

This workorder was independently validated prior to submittal using 'USEPA National Functional Guidelines' as generally applied to the analysis of volatile organic compounds in air. A rules-based, logic driven, independent validation engine was employed to assess completeness, evaluate pass/fail of relevant project quality control requirements and verification of all quantified amounts.

Receiving Notes

There were no receiving discrepancies.

Analytical Notes

As per client project requirements, the laboratory has reported estimated values for target compound hits that are below the Reporting Limit but greater than the Method Detection Limit. Concentrations that are below the level at which the canister was certified may be false positives.

Dilution was performed on samples VMP-15-29-073112, VMP-16-5-073012, VMP-16-13.5-073012, VMP-16-19-073012, and VMP-16-31-073012 due to the presence of high level target species.

Due to high-level target compounds, samples VMP-15-29-073112 and VMP-16-5-073012 were analyzed twice. In the "A" fraction, the sample was diluted to bring the highest-level compounds within the calibration range. The "B" fraction is also reported by client request and may be reported with "E" flags indicating the compound exceeds the calibration range. Both runs and associated QC are reported.

The recovery of surrogate 1,2-Dichloroethane-d4 in samples VMP-15-29-073112 "B" fraction and VMP-16-5-073012 "B" fraction was outside laboratory control limits due to high level hydrocarbon matrix interference. The surrogate recovery is flagged.

All Quality Control Limit exceedances and affected sample results are noted by flags. Each flag is defined at the bottom of this Case Narrative and on each Sample Result Summary page.

Definition of Data Qualifying Flags

Eight qualifiers may have been used on the data analysis sheets and indicates as follows:

B - Compound present in laboratory blank greater than reporting limit (background subtraction not performed).

J - Estimated value.

E - Exceeds instrument calibration range.

S - Saturated peak.

Q - Exceeds quality control limits.

U - Compound analyzed for but not detected above the reporting limit.

UJ- Non-detected compound associated with low bias in the CCV and/or LCS.

N - The identification is based on presumptive evidence.

File extensions may have been used on the data analysis sheets and indicates as follows:

a-File was requantified
b-File was quantified by a second column and detector
r1-File was requantified for the purpose of reissue

eurofins | Air Toxics

Summary of Detected Compounds
EPA METHOD TO-15 GC/MS

Client Sample ID: VMP-15-25.5-073112

Lab ID#: 1208060A-01A

Compound	Rpt. Limit (ppbv)	Amount (ppbv)	Rpt. Limit (ug/m3)	Amount (ug/m3)
Ethanol	37	27 J	69	52 J
Acetone	37	38	87	91
2-Propanol	37	5.5 J	90	13 J
Methylene Chloride	9.2	1.8 J	32	6.2 J
2-Butanone (Methyl Ethyl Ketone)	37	7.8 J	110	23 J
Cyclohexane	9.2	12	31	40
2,2,4-Trimethylpentane	9.2	6200	43	29000
Benzene	9.2	7.5 J	29	24 J
4-Methyl-2-pentanone	9.2	15	37	62
Toluene	9.2	13	34	51
m,p-Xylene	9.2	2.6 J	40	11 J
o-Xylene	9.2	1.3 J	40	5.8 J
Cumene	9.2	6.4 J	45	32 J
Butane	37	300	87	710
Isopentane	37	3900	110	12000

Client Sample ID: VMP-15-29-073112 *Use these results only. All other data was reported from the 7.84x dilution analysis.

Lab ID#: 1208060A-02A

DF = 15.1

Compound	Rpt. Limit (ppbv)	Amount (ppbv)	Rpt. Limit (ug/m3)	Amount (ug/m3)
Acetone	300	45 J	720	110 J
2-Propanol	300	8.2 J	740	20 J
Methylene Chloride	76	8.4 J	260	29 J
Cyclohexane	76	260	260	910
2,2,4-Trimethylpentane	76	27000	350	130000
Benzene	76	69 J	240	220 J
Toluene	76	35 J	280	130 J
Butane	300	2000	720	4600
Isopentane	300	38000	890	110000

Client Sample ID: VMP-15-29-073112

Lab ID#: 1208060A-02B

eurofins

Air Toxics

Summary of Detected Compounds
EPA METHOD TO-15 GC/MS

Client Sample ID: VMP-15-29-073112 *Do not use this data. Use all other data.

Lab ID#: 1208060A-02B

DF = 7.84

Compound	Rpt. Limit (ppbv)	Amount (ppbv)	Rpt. Limit (ug/m3)	Amount (ug/m3)
Acetone	160	44 J	370	100 J
2-Propanol	160	9.7 J	380	24 J
Cyclohexane	39	300	130	1000
2,2,4-Trimethylpentane	39	33000	180	150000
Benzene	39	54	120	170
Toluene	39	26 J	150	98 J
m,p-Xylene	39	3.8 J	170	17 J
Cumene	39	12 J	190	60 J
Butane	160	2400	370	5800
* ~~Isopentane~~	~~160~~	~~44000 E~~	~~460~~	~~130000 E~~

Client Sample ID: VMP-16-5-073012 * Use these results only. All other data was reported from the 179x dilution analysis.

Lab ID#: 1208060A-03A

DF = 639

Compound	Rpt. Limit (ppbv)	Amount (ppbv)	Rpt. Limit (ug/m3)	Amount (ug/m3)
Acetone	13000	1900 J	30000	4400 J
Carbon Disulfide	3200	490 J	9900	1500 J
Methylene Chloride	3200	840 J	11000	2900 J
Hexane	3200	1600 J	11000	5500 J
Cyclohexane	3200	20000	11000	68000
* 2,2,4-Trimethylpentane	3200	1700000	15000	8200000
Benzene	3200	2900 J	10000	9300 J
Toluene	3200	280 J	12000	1000 J
Butane	13000	24000	30000	58000
Isopentane	13000	420000	38000	1200000

Client Sample ID: VMP-16-5-073012 *Do not use this data. Use all other data.

Lab ID#: 1208060A-03B

DF = 179

Compound	Rpt. Limit (ppbv)	Amount (ppbv)	Rpt. Limit (ug/m3)	Amount (ug/m3)
Methylene Chloride	900	89 J	3100	310 J
Methyl tert-butyl ether	900	230 J	3200	840 J
Cyclohexane	900	22000	3100	77000

eurofins | Air Toxics

Summary of Detected Compounds
EPA METHOD TO-15 GC/MS

Client Sample ID: VMP-16-5-073012

Lab ID#: 1208060A-03B

~~2,2,4-Trimethylpentane~~	~~900~~	~~1900000 E~~	~~4200~~	~~8800000 E~~
Benzene	900	2800 J	2800	8800 J
Toluene	900	82 J	3400	310 J
Ethyl Benzene	900	150 J	3900	640 J
m,p-Xylene	900	140 J	3900	620 J
Cumene	900	120 J	4400	580 J
Propylbenzene	900	140 J	4400	670 J
Butane	3600	25000	8500	58000
Isopentane	3600	480000	10000	1400000

Client Sample ID: VMP-16-13.5-073012

Lab ID#: 1208060A-04A

Compound	Rpt. Limit (ppbv)	Amount (ppbv)	Rpt. Limit (ug/m3)	Amount (ug/m3)
Acetone	18000	4100 J	43000	9800 J
Carbon Disulfide	4600	760 J	14000	2400 J
Methylene Chloride	4600	1400 J	16000	4800 J
Methyl tert-butyl ether	4600	750 J	16000	2700 J
Hexane	4600	2600 J	16000	9000 J
Cyclohexane	4600	50000	16000	170000
2,2,4-Trimethylpentane	4600	2700000	21000	12000000
Benzene	4600	8400	15000	27000
Toluene	4600	660 J	17000	2500 J
Butane	18000	75000	44000	180000
Isopentane	18000	1400000	54000	4100000

Client Sample ID: VMP-16-19-073012

Lab ID#: 1208060A-05A

Compound	Rpt. Limit (ppbv)	Amount (ppbv)	Rpt. Limit (ug/m3)	Amount (ug/m3)
Carbon Disulfide	3200	480 J	9800	1500 J
Methylene Chloride	3200	500 J	11000	1700 J
Methyl tert-butyl ether	3200	930 J	11000	3300 J
Hexane	3200	1400 J	11000	4900 J

eurofins

Air Toxics

Summary of Detected Compounds
EPA METHOD TO-15 GC/MS

Client Sample ID: VMP-16-19-073012

Lab ID#: 1208060A-05A

Cyclohexane	3200	45000	11000	150000
2,2,4-Trimethylpentane	3200	1900000	15000	8800000
Benzene	3200	4400	10000	14000
Toluene	3200	410 J	12000	1600 J
Ethyl Benzene	3200	2700 J	14000	12000 J
m,p-Xylene	3200	760 J	14000	3300 J
Cumene	3200	660 J	16000	3300 J
Propylbenzene	3200	1000 J	16000	5200 J
Butane	13000	96000	30000	230000
Isopentane	13000	1800000	37000	5200000

Client Sample ID: VMP-16-31-073012

Lab ID#: 1208060A-06A

Compound	Rpt. Limit (ppbv)	Amount (ppbv)	Rpt. Limit (ug/m3)	Amount (ug/m3)
Ethanol	14000	3200 J	26000	6000 J
Acetone	14000	3400 J	33000	8100 J
Carbon Disulfide	3500	1200 J	11000	3900 J
Methylene Chloride	3500	1500 J	12000	5200 J
Methyl tert-butyl ether	3500	920 J	13000	3300 J
Hexane	3500	1600 J	12000	5600 J
Cyclohexane	3500	60000	12000	200000
2,2,4-Trimethylpentane	3500	2400000	16000	11000000
Benzene	3500	4900	11000	16000
Toluene	3500	1100 J	13000	4000 J
Butane	14000	140000	33000	320000
Isopentane	14000	2100000	41000	6200000

eurofins | Air Toxics

Client Sample ID: VMP-15-25.5-073112

Lab ID#: 1208060A-01A

EPA METHOD TO-15 GC/MS

File Name:	14080809	Date of Collection:	7/31/12 2:02:00 PM
Dil. Factor:	1.83	Date of Analysis:	8/8/12 07:24 PM

Compound	Rpt. Limit (ppbv)	Amount (ppbv)	Rpt. Limit (ug/m3)	Amount (ug/m3)
Freon 12	9.2	Not Detected	45	Not Detected
Freon 114	9.2	Not Detected	64	Not Detected
Chloromethane	37	Not Detected	76	Not Detected
Vinyl Chloride	9.2	Not Detected	23	Not Detected
1,3-Butadiene	9.2	Not Detected	20	Not Detected
Bromomethane	9.2	Not Detected	36	Not Detected
Chloroethane	37	Not Detected	96	Not Detected
Freon 11	9.2	Not Detected	51	Not Detected
Ethanol	37	27 J	69	52 J
Freon 113	9.2	Not Detected	70	Not Detected
1,1-Dichloroethene	9.2	Not Detected	36	Not Detected
Acetone	37	38	87	91
2-Propanol	37	5.5 J	90	13 J
Carbon Disulfide	9.2	Not Detected	28	Not Detected
3-Chloropropene	37	Not Detected	110	Not Detected
Methylene Chloride	9.2	1.8 J	32	6.2 J
Methyl tert-butyl ether	9.2	Not Detected	33	Not Detected
trans-1,2-Dichloroethene	9.2	Not Detected	36	Not Detected
Hexane	9.2	Not Detected	32	Not Detected
1,1-Dichloroethane	9.2	Not Detected	37	Not Detected
2-Butanone (Methyl Ethyl Ketone)	37	7.8 J	110	23 J
cis-1,2-Dichloroethene	9.2	Not Detected	36	Not Detected
Tetrahydrofuran	9.2	Not Detected	27	Not Detected
Chloroform	9.2	Not Detected	45	Not Detected
1,1,1-Trichloroethane	9.2	Not Detected	50	Not Detected
Cyclohexane	9.2	12	31	40
Carbon Tetrachloride	9.2	Not Detected	58	Not Detected
2,2,4-Trimethylpentane	9.2	6200	43	29000
Benzene	9.2	7.5 J	29	24 J
1,2-Dichloroethane	9.2	Not Detected	37	Not Detected
Heptane	9.2	Not Detected	37	Not Detected
Trichloroethene	9.2	Not Detected	49	Not Detected
1,2-Dichloropropane	9.2	Not Detected	42	Not Detected
1,4-Dioxane	37	Not Detected	130	Not Detected
Bromodichloromethane	9.2	Not Detected	61	Not Detected
cis-1,3-Dichloropropene	9.2	Not Detected	42	Not Detected
4-Methyl-2-pentanone	9.2	15	37	62
Toluene	9.2	13	34	51
trans-1,3-Dichloropropene	9.2	Not Detected	42	Not Detected
1,1,2-Trichloroethane	9.2	Not Detected	50	Not Detected
Tetrachloroethene	9.2	Not Detected	62	Not Detected
2-Hexanone	37	Not Detected	150	Not Detected

eurofins | Air Toxics

Client Sample ID: VMP-15-25.5-073112

Lab ID#: 1208060A-01A

EPA METHOD TO-15 GC/MS

File Name:	14080809	**Date of Collection:**	7/31/12 2:02:00 PM
Dil. Factor:	1.83	**Date of Analysis:**	8/8/12 07:24 PM

Compound	Rpt. Limit (ppbv)	Amount (ppbv)	Rpt. Limit (ug/m3)	Amount (ug/m3)
Dibromochloromethane	9.2	Not Detected	78	Not Detected
1,2-Dibromoethane (EDB)	9.2	Not Detected	70	Not Detected
Chlorobenzene	9.2	Not Detected	42	Not Detected
Ethyl Benzene	9.2	Not Detected	40	Not Detected
m,p-Xylene	9.2	2.6 J	40	11 J
o-Xylene	9.2	1.3 J	40	5.8 J
Styrene	9.2	Not Detected	39	Not Detected
Bromoform	9.2	Not Detected	94	Not Detected
Cumene	9.2	6.4 J	45	32 J
1,1,2,2-Tetrachloroethane	9.2	Not Detected	63	Not Detected
Propylbenzene	9.2	Not Detected	45	Not Detected
4-Ethyltoluene	9.2	Not Detected	45	Not Detected
1,3,5-Trimethylbenzene	9.2	Not Detected	45	Not Detected
1,2,4-Trimethylbenzene	9.2	Not Detected	45	Not Detected
1,3-Dichlorobenzene	9.2	Not Detected	55	Not Detected
1,4-Dichlorobenzene	9.2	Not Detected	55	Not Detected
alpha-Chlorotoluene	9.2	Not Detected	47	Not Detected
1,2-Dichlorobenzene	9.2	Not Detected	55	Not Detected
1,2,4-Trichlorobenzene	37	Not Detected	270	Not Detected
Hexachlorobutadiene	37	Not Detected	390	Not Detected
Butane	37	300	87	710
Isopentane	37	3900	110	12000

J = Estimated value.

Container Type: 1 Liter Summa Canister

Surrogates	%Recovery	Method Limits
1,2-Dichloroethane-d4	128	70-130
Toluene-d8	105	70-130
4-Bromofluorobenzene	95	70-130

eurofins

Air Toxics *Use these results only. All other data was reported from the 7.84x dilution analysis

Client Sample ID: VMP-15-29-073112

Lab ID#: 1208060A-02A

EPA METHOD TO-15 GC/MS

File Name:	**14080811**	**Date of Collection: 7/31/12 2:55:00 PM**	
Dil. Factor:	**15.1**	**Date of Analysis: 8/8/12 08:15 PM**	

Compound	Rpt. Limit (ppbv)	Amount (ppbv)	Rpt. Limit (ug/m3)	Amount (ug/m3)
Freon 12	76	Not Detected	370	Not Detected
Freon 114	76	Not Detected	530	Not Detected
Chloromethane	300	Not Detected	620	Not Detected
Vinyl Chloride	76	Not Detected	190	Not Detected
1,3-Butadiene	76	Not Detected	170	Not Detected
Bromomethane	76	Not Detected	290	Not Detected
Chloroethane	300	Not Detected	800	Not Detected
Freon 11	76	Not Detected	420	Not Detected
Ethanol	300	Not Detected	570	Not Detected
Freon 113	76	Not Detected	580	Not Detected
1,1-Dichloroethene	76	Not Detected	300	Not Detected
Acetone	300	45 J	720	110 J
2-Propanol	300	8.2 J	740	20 J
Carbon Disulfide	76	Not Detected	240	Not Detected
3-Chloropropene	300	Not Detected	940	Not Detected
Methylene Chloride	76	8.4 J	260	29 J
Methyl tert-butyl ether	76	Not Detected	270	Not Detected
trans-1,2-Dichloroethene	76	Not Detected	300	Not Detected
Hexane	76	Not Detected	270	Not Detected
1,1-Dichloroethane	76	Not Detected	300	Not Detected
2-Butanone (Methyl Ethyl Ketone)	300	Not Detected	890	Not Detected
cis-1,2-Dichloroethene	76	Not Detected	300	Not Detected
Tetrahydrofuran	76	Not Detected	220	Not Detected
Chloroform	76	Not Detected	370	Not Detected
1,1,1-Trichloroethane	76	Not Detected	410	Not Detected
Cyclohexane	76	260	260	910
Carbon Tetrachloride	76	Not Detected	480	Not Detected
2,2,4-Trimethylpentane	76	27000	350	130000
Benzene	76	69 J	240	220 J
1,2-Dichloroethane	76	Not Detected	300	Not Detected
Heptane	76	Not Detected	310	Not Detected
Trichloroethene	76	Not Detected	400	Not Detected
1,2-Dichloropropane	76	Not Detected	350	Not Detected
1,4-Dioxane	300	Not Detected	1100	Not Detected
Bromodichloromethane	76	Not Detected	500	Not Detected
cis-1,3-Dichloropropene	76	Not Detected	340	Not Detected
4-Methyl-2-pentanone	76	Not Detected	310	Not Detected
Toluene	76	35 J	280	130 J
trans-1,3-Dichloropropene	76	Not Detected	340	Not Detected
1,1,2-Trichloroethane	76	Not Detected	410	Not Detected
Tetrachloroethene	76	Not Detected	510	Not Detected
2-Hexanone	300	Not Detected	1200	Not Detected

eurofins | Air Toxics

Client Sample ID: VMP-15-29-073112

Lab ID#: 1208060A-02A

EPA METHOD TO-15 GC/MS

File Name:	**14080811**	**Date of Collection: 7/31/12 2:55:00 PM**	
Dil. Factor:	**15.1**	**Date of Analysis: 8/8/12 08:15 PM**	

Compound	Rpt. Limit (ppbv)	Amount (ppbv)	Rpt. Limit (ug/m3)	Amount (ug/m3)
Dibromochloromethane	76	Not Detected	640	Not Detected
1,2-Dibromoethane (EDB)	76	Not Detected	580	Not Detected
Chlorobenzene	76	Not Detected	350	Not Detected
Ethyl Benzene	76	Not Detected	330	Not Detected
m,p-Xylene	76	Not Detected	330	Not Detected
o-Xylene	76	Not Detected	330	Not Detected
Styrene	76	Not Detected	320	Not Detected
Bromoform	76	Not Detected	780	Not Detected
Cumene	76	Not Detected	370	Not Detected
1,1,2,2-Tetrachloroethane	76	Not Detected	520	Not Detected
Propylbenzene	76	Not Detected	370	Not Detected
4-Ethyltoluene	76	Not Detected	370	Not Detected
1,3,5-Trimethylbenzene	76	Not Detected	370	Not Detected
1,2,4-Trimethylbenzene	76	Not Detected	370	Not Detected
1,3-Dichlorobenzene	76	Not Detected	450	Not Detected
1,4-Dichlorobenzene	76	Not Detected	450	Not Detected
alpha-Chlorotoluene	76	Not Detected	390	Not Detected
1,2-Dichlorobenzene	76	Not Detected	450	Not Detected
1,2,4-Trichlorobenzene	300	Not Detected	2200	Not Detected
Hexachlorobutadiene	300	Not Detected	3200	Not Detected
Butane	300	2000	720	4600
Isopentane	300	38000	890	110000

J = Estimated value.

Container Type: 1 Liter Summa Canister

Surrogates	%Recovery	Method Limits
1,2-Dichloroethane-d4	124	70-130
Toluene-d8	108	70-130
4-Bromofluorobenzene	94	70-130

 *Do not use this data Use all other data.

Client Sample ID: VMP-15-29-073112

Lab ID#: 1208060A-02B

EPA METHOD TO-15 GC/MS

File Name:	14080810	Date of Collection:	7/31/12 2:55:00 PM
Dil. Factor:	7.84	Date of Analysis:	8/8/12 07:48 PM

Compound	Rpt. Limit (ppbv)	Amount (ppbv)	Rpt. Limit (ug/m3)	Amount (ug/m3)
Freon 12	39	Not Detected	190	Not Detected
Freon 114	39	Not Detected	270	Not Detected
Chloromethane	160	Not Detected	320	Not Detected
Vinyl Chloride	39	Not Detected	100	Not Detected
1,3-Butadiene	39	Not Detected	87	Not Detected
Bromomethane	39	Not Detected	150	Not Detected
Chloroethane	160	Not Detected	410	Not Detected
Freon 11	39	Not Detected	220	Not Detected
Ethanol	160	Not Detected	300	Not Detected
Freon 113	39	Not Detected	300	Not Detected
1,1-Dichloroethene	39	Not Detected	160	Not Detected
Acetone	160	44 J	370	100 J
2-Propanol	160	9.7 J	380	24 J
Carbon Disulfide	39	Not Detected	120	Not Detected
3-Chloropropene	160	Not Detected	490	Not Detected
Methylene Chloride	39	Not Detected	140	Not Detected
Methyl tert-butyl ether	39	Not Detected	140	Not Detected
trans-1,2-Dichloroethene	39	Not Detected	160	Not Detected
Hexane	39	Not Detected	140	Not Detected
1,1-Dichloroethane	39	Not Detected	160	Not Detected
2-Butanone (Methyl Ethyl Ketone)	160	Not Detected	460	Not Detected
cis-1,2-Dichloroethene	39	Not Detected	160	Not Detected
Tetrahydrofuran	39	Not Detected	120	Not Detected
Chloroform	39	Not Detected	190	Not Detected
1,1,1-Trichloroethane	39	Not Detected	210	Not Detected
Cyclohexane	39	300 J	130	1000 J
Carbon Tetrachloride	39	Not Detected	250	Not Detected
2,2,4-Trimethylpentane	39	33000 J	180	150000 J
Benzene	39	54 J	120	170 J
1,2-Dichloroethane	39	Not Detected	160	Not Detected
Heptane	39	Not Detected	160	Not Detected
Trichloroethene	39	Not Detected	210	Not Detected
1,2-Dichloropropane	39	Not Detected	180	Not Detected
1,4-Dioxane	160	Not Detected	560	Not Detected
Bromodichloromethane	39	Not Detected	260	Not Detected
cis-1,3-Dichloropropene	39	Not Detected	180	Not Detected
4-Methyl-2-pentanone	39	Not Detected	160	Not Detected
Toluene	39	26 J	150	98 J
trans-1,3-Dichloropropene	39	Not Detected	180	Not Detected
1,1,2-Trichloroethane	39	Not Detected	210	Not Detected
Tetrachloroethene	39	Not Detected	260	Not Detected
2-Hexanone	160	Not Detected	640	Not Detected

eurofins | Air Toxics

Client Sample ID: VMP-15-29-073112

Lab ID#: 1208060A-02B

EPA METHOD TO-15 GC/MS

File Name:	**14080810**	**Date of Collection:**	**7/31/12 2:55:00 PM**
Dil. Factor:	**7.84**	**Date of Analysis:**	**8/8/12 07:48 PM**

Compound	Rpt. Limit (ppbv)	Amount (ppbv)	Rpt. Limit (ug/m3)	Amount (ug/m3)
Dibromochloromethane	39	Not Detected	330	Not Detected
1,2-Dibromoethane (EDB)	39	Not Detected	300	Not Detected
Chlorobenzene	39	Not Detected	180	Not Detected
Ethyl Benzene	39	Not Detected	170	Not Detected
m,p-Xylene	39	3.8 J	170	17 J
o-Xylene	39	Not Detected	170	Not Detected
Styrene	39	Not Detected	170	Not Detected
Bromoform	39	Not Detected	400	Not Detected
Cumene	39	12 J	190	60 J
1,1,2,2-Tetrachloroethane	39	Not Detected	270	Not Detected
Propylbenzene	39	Not Detected	190	Not Detected
4-Ethyltoluene	39	Not Detected	190	Not Detected
1,3,5-Trimethylbenzene	39	Not Detected	190	Not Detected
1,2,4-Trimethylbenzene	39	Not Detected	190	Not Detected
1,3-Dichlorobenzene	39	Not Detected	240	Not Detected
1,4-Dichlorobenzene	39	Not Detected	240	Not Detected
alpha-Chlorotoluene	39	Not Detected	200	Not Detected
1,2-Dichlorobenzene	39	Not Detected	240	Not Detected
1,2,4-Trichlorobenzene	160	Not Detected	1200	Not Detected
Hexachlorobutadiene	160	Not Detected	1700	Not Detected
Butane	160	2400 J	370	5800 J
~~Isopentane~~	~~160~~	~~44000 E~~	~~460~~	~~130000 E~~

J = Estimated value.
E = Exceeds instrument calibration range.
Q = Exceeds Quality Control limits of 70% to 130%, due to matrix effects.
Container Type: 1 Liter Summa Canister

Surrogates	%Recovery	Method Limits
1,2-Dichloroethane-d4	133 Q	70-130
Toluene-d8	107	70-130
4-Bromofluorobenzene	95	70-130

eurofins

Air Toxics * Use these results only. All other data was reported from the 179x dilution analysis

Client Sample ID: VMP-16-5-073012

Lab ID#: 1208060A-03A

EPA METHOD TO-15 GC/MS

File Name:	**14080813**	**Date of Collection: 7/30/12 2:42:00 PM**	
Dil. Factor:	**639**	**Date of Analysis: 8/8/12 09:14 PM**	

Compound	Rpt. Limit (ppbv)	Amount (ppbv)	Rpt. Limit (ug/m3)	Amount (ug/m3)
Freon 12	3200	Not Detected	16000	Not Detected
Freon 114	3200	Not Detected	22000	Not Detected
Chloromethane	13000	Not Detected	26000	Not Detected
Vinyl Chloride	3200	Not Detected	8200	Not Detected
1,3-Butadiene	3200	Not Detected	7100	Not Detected
Bromomethane	3200	Not Detected	12000	Not Detected
Chloroethane	13000	Not Detected	34000	Not Detected
Freon 11	3200	Not Detected	18000	Not Detected
Ethanol	13000	Not Detected	24000	Not Detected
Freon 113	3200	Not Detected	24000	Not Detected
1,1-Dichloroethene	3200	Not Detected	13000	Not Detected
Acetone	13000	1900 J	30000	4400 J
2-Propanol	13000	Not Detected	31000	Not Detected
Carbon Disulfide	3200	490 J	9900	1500 J
3-Chloropropene	13000	Not Detected	40000	Not Detected
Methylene Chloride	3200	840 J	11000	2900 J
Methyl tert-butyl ether	3200	Not Detected	12000	Not Detected
trans-1,2-Dichloroethene	3200	Not Detected	13000	Not Detected
Hexane	3200	1600 J	11000	5500 J
1,1-Dichloroethane	3200	Not Detected	13000	Not Detected
2-Butanone (Methyl Ethyl Ketone)	13000	Not Detected	38000	Not Detected
cis-1,2-Dichloroethene	3200	Not Detected	13000	Not Detected
Tetrahydrofuran	3200	Not Detected	9400	Not Detected
Chloroform	3200	Not Detected	16000	Not Detected
1,1,1-Trichloroethane	3200	Not Detected	17000	Not Detected
Cyclohexane	3200	20000	11000	68000
Carbon Tetrachloride	3200	Not Detected	20000	Not Detected
* 2,2,4-Trimethylpentane	3200	1700000	15000	8200000
Benzene	3200	2900 J	10000	9300 J
1,2-Dichloroethane	3200	Not Detected	13000	Not Detected
Heptane	3200	Not Detected	13000	Not Detected
Trichloroethene	3200	Not Detected	17000	Not Detected
1,2-Dichloropropane	3200	Not Detected	15000	Not Detected
1,4-Dioxane	13000	Not Detected	46000	Not Detected
Bromodichloromethane	3200	Not Detected	21000	Not Detected
cis-1,3-Dichloropropene	3200	Not Detected	14000	Not Detected
4-Methyl-2-pentanone	3200	Not Detected	13000	Not Detected
Toluene	3200	280 J	12000	1000 J
trans-1,3-Dichloropropene	3200	Not Detected	14000	Not Detected
1,1,2-Trichloroethane	3200	Not Detected	17000	Not Detected
Tetrachloroethene	3200	Not Detected	22000	Not Detected
2-Hexanone	13000	Not Detected	52000	Not Detected

eurofins | Air Toxics

Client Sample ID: VMP-16-5-073012

Lab ID#: 1208060A-03A

EPA METHOD TO-15 GC/MS

File Name:	**14080813**	**Date of Collection:**	**7/30/12 2:42:00 PM**
Dil. Factor:	**639**	**Date of Analysis:**	**8/8/12 09:14 PM**

Compound	Rpt. Limit (ppbv)	Amount (ppbv)	Rpt. Limit (ug/m3)	Amount (ug/m3)
Dibromochloromethane	3200	Not Detected	27000	Not Detected
1,2-Dibromoethane (EDB)	3200	Not Detected	24000	Not Detected
Chlorobenzene	3200	Not Detected	15000	Not Detected
Ethyl Benzene	3200	Not Detected	14000	Not Detected
m,p-Xylene	3200	Not Detected	14000	Not Detected
o-Xylene	3200	Not Detected	14000	Not Detected
Styrene	3200	Not Detected	14000	Not Detected
Bromoform	3200	Not Detected	33000	Not Detected
Cumene	3200	Not Detected	16000	Not Detected
1,1,2,2-Tetrachloroethane	3200	Not Detected	22000	Not Detected
Propylbenzene	3200	Not Detected	16000	Not Detected
4-Ethyltoluene	3200	Not Detected	16000	Not Detected
1,3,5-Trimethylbenzene	3200	Not Detected	16000	Not Detected
1,2,4-Trimethylbenzene	3200	Not Detected	16000	Not Detected
1,3-Dichlorobenzene	3200	Not Detected	19000	Not Detected
1,4-Dichlorobenzene	3200	Not Detected	19000	Not Detected
alpha-Chlorotoluene	3200	Not Detected	16000	Not Detected
1,2-Dichlorobenzene	3200	Not Detected	19000	Not Detected
1,2,4-Trichlorobenzene	13000	Not Detected	95000	Not Detected
Hexachlorobutadiene	13000	Not Detected	140000	Not Detected
Butane	13000	24000	30000	58000
Isopentane	13000	420000	38000	1200000

J = Estimated value.

Container Type: 1 Liter Summa Canister

Surrogates	%Recovery	Method Limits
1,2-Dichloroethane-d4	124	70-130
Toluene-d8	106	70-130
4-Bromofluorobenzene	93	70-130

eurofins | Air Toxics * Do not use this data. Use all other data.

Client Sample ID: VMP-16-5-073012
Lab ID#: 1208060A-03B
EPA METHOD TO-15 GC/MS

File Name:	14080812	Date of Collection:	7/30/12 2:42:00 PM
Dil. Factor:	179	Date of Analysis:	8/8/12 08:39 PM

Compound	Rpt. Limit (ppbv)	Amount (ppbv)	Rpt. Limit (ug/m3)	Amount (ug/m3)
Freon 12	900	Not Detected	4400	Not Detected
Freon 114	900	Not Detected	6200	Not Detected
Chloromethane	3600	Not Detected	7400	Not Detected
Vinyl Chloride	900	Not Detected	2300	Not Detected
1,3-Butadiene	900	Not Detected	2000	Not Detected
Bromomethane	900	Not Detected	3500	Not Detected
Chloroethane	3600	Not Detected	9400	Not Detected
Freon 11	900	Not Detected	5000	Not Detected
Ethanol	3600	Not Detected	6700	Not Detected
Freon 113	900	Not Detected	6800	Not Detected
1,1-Dichloroethene	900	Not Detected	3500	Not Detected
Acetone	3600	Not Detected	8500	Not Detected
2-Propanol	3600	Not Detected	8800	Not Detected
Carbon Disulfide	900	Not Detected	2800	Not Detected
3-Chloropropene	3600	Not Detected	11000	Not Detected
Methylene Chloride	900	89 J J	3100	310 J J
Methyl tert-butyl ether	900	230 J J	3200	840 J J
trans-1,2-Dichloroethene	900	Not Detected	3500	Not Detected
Hexane	900	Not Detected	3200	Not Detected
1,1-Dichloroethane	900	Not Detected	3600	Not Detected
2-Butanone (Methyl Ethyl Ketone)	3600	Not Detected	10000	Not Detected
cis-1,2-Dichloroethene	900	Not Detected	3500	Not Detected
Tetrahydrofuran	900	Not Detected	2600	Not Detected
Chloroform	900	Not Detected	4400	Not Detected
1,1,1-Trichloroethane	900	Not Detected	4900	Not Detected
Cyclohexane	900	22000 J	3100	77000 J
Carbon Tetrachloride	900	Not Detected	5600	Not Detected
~~2,2,4-Trimethylpentane~~	~~900~~	~~1900000 E~~	~~4200~~	~~8800000 E~~
Benzene	900	2800 J	2800	8800 J
1,2-Dichloroethane	900	Not Detected	3600	Not Detected
Heptane	900	Not Detected	3700	Not Detected
Trichloroethene	900	Not Detected	4800	Not Detected
1,2-Dichloropropane	900	Not Detected	4100	Not Detected
1,4-Dioxane	3600	Not Detected	13000	Not Detected
Bromodichloromethane	900	Not Detected	6000	Not Detected
cis-1,3-Dichloropropene	900	Not Detected	4100	Not Detected
4-Methyl-2-pentanone	900	Not Detected	3700	Not Detected
Toluene	900	82 J J	3400	310 J J
trans-1,3-Dichloropropene	900	Not Detected	4100	Not Detected
1,1,2-Trichloroethane	900	Not Detected	4900	Not Detected
Tetrachloroethene	900	Not Detected	6100	Not Detected
2-Hexanone	3600	Not Detected	15000	Not Detected

eurofins | Air Toxics

Client Sample ID: VMP-16-5-073012

Lab ID#: 1208060A-03B

EPA METHOD TO-15 GC/MS

File Name:	14080812	Date of Collection:	7/30/12 2:42:00 PM
Dil. Factor:	179	Date of Analysis:	8/8/12 08:39 PM

Compound	Rpt. Limit (ppbv)	Amount (ppbv)	Rpt. Limit (ug/m3)	Amount (ug/m3)
Dibromochloromethane	900	Not Detected	7600	Not Detected
1,2-Dibromoethane (EDB)	900	Not Detected	6900	Not Detected
Chlorobenzene	900	Not Detected	4100	Not Detected
Ethyl Benzene	900	150 J	3900	640 J
m,p-Xylene	900	140 J	3900	620 J
o-Xylene	900	Not Detected	3900	Not Detected
Styrene	900	Not Detected	3800	Not Detected
Bromoform	900	Not Detected	9200	Not Detected
Cumene	900	120 J	4400	580 J
1,1,2,2-Tetrachloroethane	900	Not Detected	6100	Not Detected
Propylbenzene	900	140 J	4400	670 J
4-Ethyltoluene	900	Not Detected	4400	Not Detected
1,3,5-Trimethylbenzene	900	Not Detected	4400	Not Detected
1,2,4-Trimethylbenzene	900	Not Detected	4400	Not Detected
1,3-Dichlorobenzene	900	Not Detected	5400	Not Detected
1,4-Dichlorobenzene	900	Not Detected	5400	Not Detected
alpha-Chlorotoluene	900	Not Detected	4600	Not Detected
1,2-Dichlorobenzene	900	Not Detected	5400	Not Detected
1,2,4-Trichlorobenzene	3600	Not Detected	26000	Not Detected
Hexachlorobutadiene	3600	Not Detected	38000	Not Detected
Butane	3600	25000	8500	58000
Isopentane	3600	480000	10000	1400000

J = Estimated value.
E = Exceeds instrument calibration range.
Q = Exceeds Quality Control limits of 70% to 130%, due to matrix effects.
Container Type: 1 Liter Summa Canister

Surrogates	%Recovery	Method Limits
1,2-Dichloroethane-d4	165 Q	70-130
Toluene-d8	106	70-130
4-Bromofluorobenzene	95	70-130

eurofins | Air Toxics

Client Sample ID: VMP-16-13.5-073012

Lab ID#: 1208060A-04A

EPA METHOD TO-15 GC/MS

File Name:	**14080815**	**Date of Collection: 7/30/12 3:29:00 PM**	
Dil. Factor:	**915**	**Date of Analysis: 8/8/12 10:01 PM**	

Compound	Rpt. Limit (ppbv)	Amount (ppbv)	Rpt. Limit (ug/m3)	Amount (ug/m3)
Freon 12	4600	Not Detected	23000	Not Detected
Freon 114	4600	Not Detected	32000	Not Detected
Chloromethane	18000	Not Detected	38000	Not Detected
Vinyl Chloride	4600	Not Detected	12000	Not Detected
1,3-Butadiene	4600	Not Detected	10000	Not Detected
Bromomethane	4600	Not Detected	18000	Not Detected
Chloroethane	18000	Not Detected	48000	Not Detected
Freon 11	4600	Not Detected	26000	Not Detected
Ethanol	18000	Not Detected	34000	Not Detected
Freon 113	4600	Not Detected	35000	Not Detected
1,1-Dichloroethene	4600	Not Detected	18000	Not Detected
Acetone	18000	4100 J	43000	9800 J
2-Propanol	18000	Not Detected	45000	Not Detected
Carbon Disulfide	4600	760 J	14000	2400 J
3-Chloropropene	18000	Not Detected	57000	Not Detected
Methylene Chloride	4600	1400 J	16000	4800 J
Methyl tert-butyl ether	4600	750 J	16000	2700 J
trans-1,2-Dichloroethene	4600	Not Detected	18000	Not Detected
Hexane	4600	2600 J	16000	9000 J
1,1-Dichloroethane	4600	Not Detected	18000	Not Detected
2-Butanone (Methyl Ethyl Ketone)	18000	Not Detected	54000	Not Detected
cis-1,2-Dichloroethene	4600	Not Detected	18000	Not Detected
Tetrahydrofuran	4600	Not Detected	13000	Not Detected
Chloroform	4600	Not Detected	22000	Not Detected
1,1,1-Trichloroethane	4600	Not Detected	25000	Not Detected
Cyclohexane	4600	50000	16000	170000
Carbon Tetrachloride	4600	Not Detected	29000	Not Detected
2,2,4-Trimethylpentane	4600	2700000	21000	12000000
Benzene	4600	8400	15000	27000
1,2-Dichloroethane	4600	Not Detected	18000	Not Detected
Heptane	4600	Not Detected	19000	Not Detected
Trichloroethene	4600	Not Detected	24000	Not Detected
1,2-Dichloropropane	4600	Not Detected	21000	Not Detected
1,4-Dioxane	18000	Not Detected	66000	Not Detected
Bromodichloromethane	4600	Not Detected	31000	Not Detected
cis-1,3-Dichloropropene	4600	Not Detected	21000	Not Detected
4-Methyl-2-pentanone	4600	Not Detected	19000	Not Detected
Toluene	4600	660 J	17000	2500 J
trans-1,3-Dichloropropene	4600	Not Detected	21000	Not Detected
1,1,2-Trichloroethane	4600	Not Detected	25000	Not Detected
Tetrachloroethene	4600	Not Detected	31000	Not Detected
2-Hexanone	18000	Not Detected	75000	Not Detected

eurofins | Air Toxics

Client Sample ID: VMP-16-13.5-073012

Lab ID#: 1208060A-04A

EPA METHOD TO-15 GC/MS

File Name:	14080815	Date of Collection:	7/30/12 3:29:00 PM
Dil. Factor:	915	Date of Analysis:	8/8/12 10:01 PM

Compound	Rpt. Limit (ppbv)	Amount (ppbv)	Rpt. Limit (ug/m3)	Amount (ug/m3)
Dibromochloromethane	4600	Not Detected	39000	Not Detected
1,2-Dibromoethane (EDB)	4600	Not Detected	35000	Not Detected
Chlorobenzene	4600	Not Detected	21000	Not Detected
Ethyl Benzene	4600	Not Detected	20000	Not Detected
m,p-Xylene	4600	Not Detected	20000	Not Detected
o-Xylene	4600	Not Detected	20000	Not Detected
Styrene	4600	Not Detected	19000	Not Detected
Bromoform	4600	Not Detected	47000	Not Detected
Cumene	4600	Not Detected	22000	Not Detected
1,1,2,2-Tetrachloroethane	4600	Not Detected	31000	Not Detected
Propylbenzene	4600	Not Detected	22000	Not Detected
4-Ethyltoluene	4600	Not Detected	22000	Not Detected
1,3,5-Trimethylbenzene	4600	Not Detected	22000	Not Detected
1,2,4-Trimethylbenzene	4600	Not Detected	22000	Not Detected
1,3-Dichlorobenzene	4600	Not Detected	28000	Not Detected
1,4-Dichlorobenzene	4600	Not Detected	28000	Not Detected
alpha-Chlorotoluene	4600	Not Detected	24000	Not Detected
1,2-Dichlorobenzene	4600	Not Detected	28000	Not Detected
1,2,4-Trichlorobenzene	18000	Not Detected	140000	Not Detected
Hexachlorobutadiene	18000	Not Detected	200000	Not Detected
Butane	18000	75000	44000	180000
Isopentane	18000	1400000	54000	4100000

J = Estimated value.

Container Type: 1 Liter Summa Canister

Surrogates	%Recovery	Method Limits
1,2-Dichloroethane-d4	126	70-130
Toluene-d8	107	70-130
4-Bromofluorobenzene	95	70-130

eurofins | Air Toxics

Client Sample ID: VMP-16-19-073012
Lab ID#: 1208060A-05A
EPA METHOD TO-15 GC/MS

File Name:	**14080817**	**Date of Collection:**	**7/30/12 4:20:00 PM**
Dil. Factor:	**632**	**Date of Analysis:**	**8/8/12 10:50 PM**

Compound	Rpt. Limit (ppbv)	Amount (ppbv)	Rpt. Limit (ug/m3)	Amount (ug/m3)
Freon 12	3200	Not Detected	16000	Not Detected
Freon 114	3200	Not Detected	22000	Not Detected
Chloromethane	13000	Not Detected	26000	Not Detected
Vinyl Chloride	3200	Not Detected	8100	Not Detected
1,3-Butadiene	3200	Not Detected	7000	Not Detected
Bromomethane	3200	Not Detected	12000	Not Detected
Chloroethane	13000	Not Detected	33000	Not Detected
Freon 11	3200	Not Detected	18000	Not Detected
Ethanol	13000	Not Detected	24000	Not Detected
Freon 113	3200	Not Detected	24000	Not Detected
1,1-Dichloroethene	3200	Not Detected	12000	Not Detected
Acetone	13000	Not Detected	30000	Not Detected
2-Propanol	13000	Not Detected	31000	Not Detected
Carbon Disulfide	3200	480 J	9800	1500 J
3-Chloropropene	13000	Not Detected	40000	Not Detected
Methylene Chloride	3200	500 J	11000	1700 J
Methyl tert-butyl ether	3200	930 J	11000	3300 J
trans-1,2-Dichloroethene	3200	Not Detected	12000	Not Detected
Hexane	3200	1400 J	11000	4900 J
1,1-Dichloroethane	3200	Not Detected	13000	Not Detected
2-Butanone (Methyl Ethyl Ketone)	13000	Not Detected	37000	Not Detected
cis-1,2-Dichloroethene	3200	Not Detected	12000	Not Detected
Tetrahydrofuran	3200	Not Detected	9300	Not Detected
Chloroform	3200	Not Detected	15000	Not Detected
1,1,1-Trichloroethane	3200	Not Detected	17000	Not Detected
Cyclohexane	3200	45000	11000	150000
Carbon Tetrachloride	3200	Not Detected	20000	Not Detected
2,2,4-Trimethylpentane	3200	1900000	15000	8800000
Benzene	3200	4400	10000	14000
1,2-Dichloroethane	3200	Not Detected	13000	Not Detected
Heptane	3200	Not Detected	13000	Not Detected
Trichloroethene	3200	Not Detected	17000	Not Detected
1,2-Dichloropropane	3200	Not Detected	15000	Not Detected
1,4-Dioxane	13000	Not Detected	46000	Not Detected
Bromodichloromethane	3200	Not Detected	21000	Not Detected
cis-1,3-Dichloropropene	3200	Not Detected	14000	Not Detected
4-Methyl-2-pentanone	3200	Not Detected	13000	Not Detected
Toluene	3200	410 J	12000	1600 J
trans-1,3-Dichloropropene	3200	Not Detected	14000	Not Detected
1,1,2-Trichloroethane	3200	Not Detected	17000	Not Detected
Tetrachloroethene	3200	Not Detected	21000	Not Detected
2-Hexanone	13000	Not Detected	52000	Not Detected

eurofins | Air Toxics

Client Sample ID: VMP-16-19-073012

Lab ID#: 1208060A-05A

EPA METHOD TO-15 GC/MS

File Name:	**14080817**	**Date of Collection: 7/30/12 4:20:00 PM**	
Dil. Factor:	**632**	**Date of Analysis: 8/8/12 10:50 PM**	

Compound	Rpt. Limit (ppbv)	Amount (ppbv)	Rpt. Limit (ug/m3)	Amount (ug/m3)
Dibromochloromethane	3200	Not Detected	27000	Not Detected
1,2-Dibromoethane (EDB)	3200	Not Detected	24000	Not Detected
Chlorobenzene	3200	Not Detected	14000	Not Detected
Ethyl Benzene	3200	2700 J	14000	12000 J
m,p-Xylene	3200	760 J	14000	3300 J
o-Xylene	3200	Not Detected	14000	Not Detected
Styrene	3200	Not Detected	13000	Not Detected
Bromoform	3200	Not Detected	33000	Not Detected
Cumene	3200	660 J	16000	3300 J
1,1,2,2-Tetrachloroethane	3200	Not Detected	22000	Not Detected
Propylbenzene	3200	1000 J	16000	5200 J
4-Ethyltoluene	3200	Not Detected	16000	Not Detected
1,3,5-Trimethylbenzene	3200	Not Detected	16000	Not Detected
1,2,4-Trimethylbenzene	3200	Not Detected	16000	Not Detected
1,3-Dichlorobenzene	3200	Not Detected	19000	Not Detected
1,4-Dichlorobenzene	3200	Not Detected	19000	Not Detected
alpha-Chlorotoluene	3200	Not Detected	16000	Not Detected
1,2-Dichlorobenzene	3200	Not Detected	19000	Not Detected
1,2,4-Trichlorobenzene	13000	Not Detected	94000	Not Detected
Hexachlorobutadiene	13000	Not Detected	130000	Not Detected
Butane	13000	96000	30000	230000
Isopentane	13000	1800000	37000	5200000

J = Estimated value.

Container Type: 1 Liter Summa Canister

Surrogates	%Recovery	Method Limits
1,2-Dichloroethane-d4	126	70-130
Toluene-d8	106	70-130
4-Bromofluorobenzene	94	70-130

eurofins | Air Toxics

Client Sample ID: VMP-16-31-073012

Lab ID#: 1208060A-06A

EPA METHOD TO-15 GC/MS

File Name:	14080819	**Date of Collection:**	7/30/12 5:05:00 PM
Dil. Factor:	700	**Date of Analysis:**	8/9/12 08:26 AM

Compound	Rpt. Limit (ppbv)	Amount (ppbv)	Rpt. Limit (ug/m3)	Amount (ug/m3)
Freon 12	3500	Not Detected	17000	Not Detected
Freon 114	3500	Not Detected	24000	Not Detected
Chloromethane	14000	Not Detected	29000	Not Detected
Vinyl Chloride	3500	Not Detected	8900	Not Detected
1,3-Butadiene	3500	Not Detected	7700	Not Detected
Bromomethane	3500	Not Detected	14000	Not Detected
Chloroethane	14000	Not Detected	37000	Not Detected
Freon 11	3500	Not Detected	20000	Not Detected
Ethanol	14000	3200 J	26000	6000 J
Freon 113	3500	Not Detected	27000	Not Detected
1,1-Dichloroethene	3500	Not Detected	14000	Not Detected
Acetone	14000	3400 J	33000	8100 J
2-Propanol	14000	Not Detected	34000	Not Detected
Carbon Disulfide	3500	1200 J	11000	3900 J
3-Chloropropene	14000	Not Detected	44000	Not Detected
Methylene Chloride	3500	1500 J	12000	5200 J
Methyl tert-butyl ether	3500	920 J	13000	3300 J
trans-1,2-Dichloroethene	3500	Not Detected	14000	Not Detected
Hexane	3500	1600 J	12000	5600 J
1,1-Dichloroethane	3500	Not Detected	14000	Not Detected
2-Butanone (Methyl Ethyl Ketone)	14000	Not Detected	41000	Not Detected
cis-1,2-Dichloroethene	3500	Not Detected	14000	Not Detected
Tetrahydrofuran	3500	Not Detected	10000	Not Detected
Chloroform	3500	Not Detected	17000	Not Detected
1,1,1-Trichloroethane	3500	Not Detected	19000	Not Detected
Cyclohexane	3500	60000	12000	200000
Carbon Tetrachloride	3500	Not Detected	22000	Not Detected
2,2,4-Trimethylpentane	3500	2400000	16000	11000000
Benzene	3500	4900	11000	16000
1,2-Dichloroethane	3500	Not Detected	14000	Not Detected
Heptane	3500	Not Detected	14000	Not Detected
Trichloroethene	3500	Not Detected	19000	Not Detected
1,2-Dichloropropane	3500	Not Detected	16000	Not Detected
1,4-Dioxane	14000	Not Detected	50000	Not Detected
Bromodichloromethane	3500	Not Detected	23000	Not Detected
cis-1,3-Dichloropropene	3500	Not Detected	16000	Not Detected
4-Methyl-2-pentanone	3500	Not Detected	14000	Not Detected
Toluene	3500	1100 J	13000	4000 J
trans-1,3-Dichloropropene	3500	Not Detected	16000	Not Detected
1,1,2-Trichloroethane	3500	Not Detected	19000	Not Detected
Tetrachloroethene	3500	Not Detected	24000	Not Detected
2-Hexanone	14000	Not Detected	57000	Not Detected

Client Sample ID: VMP-16-31-073012

Lab ID#: 1208060A-06A

EPA METHOD TO-15 GC/MS

File Name:	**14080819**	**Date of Collection: 7/30/12 5:05:00 PM**	
Dil. Factor:	**700**	**Date of Analysis: 8/9/12 08:26 AM**	

Compound	Rpt. Limit (ppbv)	Amount (ppbv)	Rpt. Limit (ug/m3)	Amount (ug/m3)
Dibromochloromethane	3500	Not Detected	30000	Not Detected
1,2-Dibromoethane (EDB)	3500	Not Detected	27000	Not Detected
Chlorobenzene	3500	Not Detected	16000	Not Detected
Ethyl Benzene	3500	Not Detected	15000	Not Detected
m,p-Xylene	3500	Not Detected	15000	Not Detected
o-Xylene	3500	Not Detected	15000	Not Detected
Styrene	3500	Not Detected	15000	Not Detected
Bromoform	3500	Not Detected	36000	Not Detected
Cumene	3500	Not Detected	17000	Not Detected
1,1,2,2-Tetrachloroethane	3500	Not Detected	24000	Not Detected
Propylbenzene	3500	Not Detected	17000	Not Detected
4-Ethyltoluene	3500	Not Detected	17000	Not Detected
1,3,5-Trimethylbenzene	3500	Not Detected	17000	Not Detected
1,2,4-Trimethylbenzene	3500	Not Detected	17000	Not Detected
1,3-Dichlorobenzene	3500	Not Detected	21000	Not Detected
1,4-Dichlorobenzene	3500	Not Detected	21000	Not Detected
alpha-Chlorotoluene	3500	Not Detected	18000	Not Detected
1,2-Dichlorobenzene	3500	Not Detected	21000	Not Detected
1,2,4-Trichlorobenzene	14000	Not Detected	100000	Not Detected
Hexachlorobutadiene	14000	Not Detected	150000	Not Detected
Butane	14000	140000	33000	320000
Isopentane	14000	2100000	41000	6200000

J = Estimated value.

Container Type: 1 Liter Summa Canister

Surrogates	%Recovery	Method Limits
1,2-Dichloroethane-d4	127	70-130
Toluene-d8	105	70-130
4-Bromofluorobenzene	94	70-130

Client Sample ID: Lab Blank
Lab ID#: 1208060A-07A
EPA METHOD TO-15 GC/MS

File Name:	14080806c	Date of Collection: NA	
Dil. Factor:	1.00	Date of Analysis: 8/8/12 05:19 PM	

Compound	Rpt. Limit (ppbv)	Amount (ppbv)	Rpt. Limit (ug/m3)	Amount (ug/m3)
Freon 12	5.0	Not Detected	25	Not Detected
Freon 114	5.0	Not Detected	35	Not Detected
Chloromethane	20	Not Detected	41	Not Detected
Vinyl Chloride	5.0	Not Detected	13	Not Detected
1,3-Butadiene	5.0	Not Detected	11	Not Detected
Bromomethane	5.0	Not Detected	19	Not Detected
Chloroethane	20	Not Detected	53	Not Detected
Freon 11	5.0	Not Detected	28	Not Detected
Ethanol	20	Not Detected	38	Not Detected
Freon 113	5.0	Not Detected	38	Not Detected
1,1-Dichloroethene	5.0	Not Detected	20	Not Detected
Acetone	20	Not Detected	48	Not Detected
2-Propanol	20	Not Detected	49	Not Detected
Carbon Disulfide	5.0	Not Detected	16	Not Detected
3-Chloropropene	20	Not Detected	63	Not Detected
Methylene Chloride	5.0	Not Detected	17	Not Detected
Methyl tert-butyl ether	5.0	Not Detected	18	Not Detected
trans-1,2-Dichloroethene	5.0	Not Detected	20	Not Detected
Hexane	5.0	Not Detected	18	Not Detected
1,1-Dichloroethane	5.0	Not Detected	20	Not Detected
2-Butanone (Methyl Ethyl Ketone)	20	Not Detected	59	Not Detected
cis-1,2-Dichloroethene	5.0	Not Detected	20	Not Detected
Tetrahydrofuran	5.0	Not Detected	15	Not Detected
Chloroform	5.0	Not Detected	24	Not Detected
1,1,1-Trichloroethane	5.0	Not Detected	27	Not Detected
Cyclohexane	5.0	Not Detected	17	Not Detected
Carbon Tetrachloride	5.0	Not Detected	31	Not Detected
2,2,4-Trimethylpentane	5.0	Not Detected	23	Not Detected
Benzene	5.0	Not Detected	16	Not Detected
1,2-Dichloroethane	5.0	Not Detected	20	Not Detected
Heptane	5.0	Not Detected	20	Not Detected
Trichloroethene	5.0	Not Detected	27	Not Detected
1,2-Dichloropropane	5.0	Not Detected	23	Not Detected
1,4-Dioxane	20	Not Detected	72	Not Detected
Bromodichloromethane	5.0	Not Detected	34	Not Detected
cis-1,3-Dichloropropene	5.0	Not Detected	23	Not Detected
4-Methyl-2-pentanone	5.0	Not Detected	20	Not Detected
Toluene	5.0	Not Detected	19	Not Detected
trans-1,3-Dichloropropene	5.0	Not Detected	23	Not Detected
1,1,2-Trichloroethane	5.0	Not Detected	27	Not Detected
Tetrachloroethene	5.0	Not Detected	34	Not Detected
2-Hexanone	20	Not Detected	82	Not Detected

eurofins

Air Toxics

Client Sample ID: Lab Blank

Lab ID#: 1208060A-07A

EPA METHOD TO-15 GC/MS

File Name:	14080806c	Date of Collection: NA	
Dil. Factor:	1.00	Date of Analysis: 8/8/12 05:19 PM	

Compound	Rpt. Limit (ppbv)	Amount (ppbv)	Rpt. Limit (ug/m3)	Amount (ug/m3)
Dibromochloromethane	5.0	Not Detected	42	Not Detected
1,2-Dibromoethane (EDB)	5.0	Not Detected	38	Not Detected
Chlorobenzene	5.0	Not Detected	23	Not Detected
Ethyl Benzene	5.0	Not Detected	22	Not Detected
m,p-Xylene	5.0	Not Detected	22	Not Detected
o-Xylene	5.0	Not Detected	22	Not Detected
Styrene	5.0	Not Detected	21	Not Detected
Bromoform	5.0	Not Detected	52	Not Detected
Cumene	5.0	Not Detected	24	Not Detected
1,1,2,2-Tetrachloroethane	5.0	Not Detected	34	Not Detected
Propylbenzene	5.0	Not Detected	24	Not Detected
4-Ethyltoluene	5.0	Not Detected	24	Not Detected
1,3,5-Trimethylbenzene	5.0	Not Detected	24	Not Detected
1,2,4-Trimethylbenzene	5.0	Not Detected	24	Not Detected
1,3-Dichlorobenzene	5.0	Not Detected	30	Not Detected
1,4-Dichlorobenzene	5.0	Not Detected	30	Not Detected
alpha-Chlorotoluene	5.0	Not Detected	26	Not Detected
1,2-Dichlorobenzene	5.0	Not Detected	30	Not Detected
1,2,4-Trichlorobenzene	20	Not Detected	150	Not Detected
Hexachlorobutadiene	20	Not Detected	210	Not Detected
Butane	20	Not Detected	48	Not Detected
Isopentane	20	Not Detected	59	Not Detected

Container Type: NA - Not Applicable

Surrogates	%Recovery	Method Limits
1,2-Dichloroethane-d4	113	70-130
Toluene-d8	104	70-130
4-Bromofluorobenzene	94	70-130

eurofins

Air Toxics

Client Sample ID: CCV

Lab ID#: 1208060A-08A

EPA METHOD TO-15 GC/MS

File Name:	14080802	**Date of Collection: NA**	
Dil. Factor:	1.00	**Date of Analysis: 8/8/12 02:34 PM**	

Compound	%Recovery
Freon 12	107
Freon 114	103
Chloromethane	117
Vinyl Chloride	105
1,3-Butadiene	110
Bromomethane	104
Chloroethane	105
Freon 11	109
Ethanol	120
Freon 113	98
1,1-Dichloroethene	104
Acetone	108
2-Propanol	113
Carbon Disulfide	90
3-Chloropropene	86
Methylene Chloride	110
Methyl tert-butyl ether	89
trans-1,2-Dichloroethene	96
Hexane	104
1,1-Dichloroethane	101
2-Butanone (Methyl Ethyl Ketone)	97
cis-1,2-Dichloroethene	104
Tetrahydrofuran	112
Chloroform	100
1,1,1-Trichloroethane	97
Cyclohexane	92
Carbon Tetrachloride	102
2,2,4-Trimethylpentane	104
Benzene	102
1,2-Dichloroethane	108
Heptane	97
Trichloroethene	101
1,2-Dichloropropane	105
1,4-Dioxane	92
Bromodichloromethane	103
cis-1,3-Dichloropropene	90
4-Methyl-2-pentanone	92
Toluene	98
trans-1,3-Dichloropropene	88
1,1,2-Trichloroethane	94
Tetrachloroethene	94
2-Hexanone	91

eurofins | Air Toxics

Client Sample ID: CCV
Lab ID#: 1208060A-08A
EPA METHOD TO-15 GC/MS

File Name:	14080802	Date of Collection: NA	
Dil. Factor:	1.00	Date of Analysis: 8/8/12 02:34 PM	

Compound	%Recovery
Dibromochloromethane	97
1,2-Dibromoethane (EDB)	92
Chlorobenzene	90
Ethyl Benzene	90
m,p-Xylene	90
o-Xylene	90
Styrene	89
Bromoform	101
Cumene	94
1,1,2,2-Tetrachloroethane	100
Propylbenzene	101
4-Ethyltoluene	92
1,3,5-Trimethylbenzene	110
1,2,4-Trimethylbenzene	93
1,3-Dichlorobenzene	99
1,4-Dichlorobenzene	88
alpha-Chlorotoluene	104
1,2-Dichlorobenzene	90
1,2,4-Trichlorobenzene	92
Hexachlorobutadiene	99
Butane	112
Isopentane	119

Container Type: NA - Not Applicable

Surrogates	%Recovery	Method Limits
1,2-Dichloroethane-d4	111	70-130
Toluene-d8	106	70-130
4-Bromofluorobenzene	99	70-130

eurofins | Air Toxics

Client Sample ID: LCS
Lab ID#: 1208060A-09A
EPA METHOD TO-15 GC/MS

File Name:	14080803	**Date of Collection: NA**	
Dil. Factor:	1.00	**Date of Analysis: 8/8/12 03:10 PM**	

Compound	%Recovery
Freon 12	119
Freon 114	112
Chloromethane	132 Q
Vinyl Chloride	116
1,3-Butadiene	121
Bromomethane	120
Chloroethane	116
Freon 11	120
Ethanol	132 Q
Freon 113	107
1,1-Dichloroethene	121
Acetone	118
2-Propanol	122
Carbon Disulfide	124
3-Chloropropene	110
Methylene Chloride	121
Methyl tert-butyl ether	96
trans-1,2-Dichloroethene	115
Hexane	114
1,1-Dichloroethane	111
2-Butanone (Methyl Ethyl Ketone)	103
cis-1,2-Dichloroethene	113
Tetrahydrofuran	120
Chloroform	111
1,1,1-Trichloroethane	109
Cyclohexane	103
Carbon Tetrachloride	112
2,2,4-Trimethylpentane	114
Benzene	114
1,2-Dichloroethane	116
Heptane	107
Trichloroethene	111
1,2-Dichloropropane	116
1,4-Dioxane	100
Bromodichloromethane	115
cis-1,3-Dichloropropene	101
4-Methyl-2-pentanone	103
Toluene	108
trans-1,3-Dichloropropene	99
1,1,2-Trichloroethane	107
Tetrachloroethene	104
2-Hexanone	96

Client Sample ID: LCS
Lab ID#: 1208060A-09A
EPA METHOD TO-15 GC/MS

File Name:	**14080803**	**Date of Collection: NA**	
Dil. Factor:	**1.00**	**Date of Analysis: 8/8/12 03:10 PM**	

Compound	%Recovery
Dibromochloromethane	107
1,2-Dibromoethane (EDB)	105
Chlorobenzene	102
Ethyl Benzene	100
m,p-Xylene	102
o-Xylene	101
Styrene	100
Bromoform	112
Cumene	107
1,1,2,2-Tetrachloroethane	115
Propylbenzene	115
4-Ethyltoluene	100
1,3,5-Trimethylbenzene	121
1,2,4-Trimethylbenzene	103
1,3-Dichlorobenzene	111
1,4-Dichlorobenzene	101
alpha-Chlorotoluene	111
1,2-Dichlorobenzene	104
1,2,4-Trichlorobenzene	101
Hexachlorobutadiene	109
Butane	113
Isopentane	132

Q = Exceeds Quality Control limits.

Container Type: NA - Not Applicable

Surrogates	%Recovery	Method Limits
1,2-Dichloroethane-d4	107	70-130
Toluene-d8	105	70-130
4-Bromofluorobenzene	100	70-130

eurofins | Air Toxics

Client Sample ID: LCSD
Lab ID#: 1208060A-09AA
EPA METHOD TO-15 GC/MS

File Name:	**14080804**	**Date of Collection: NA**	
Dil. Factor:	1.00	**Date of Analysis: 8/8/12 03:56 PM**	

Compound	%Recovery
Freon 12	121
Freon 114	113
Chloromethane	133 Q
Vinyl Chloride	118
1,3-Butadiene	122
Bromomethane	120
Chloroethane	120
Freon 11	121
Ethanol	135 Q
Freon 113	105
1,1-Dichloroethene	125
Acetone	119
2-Propanol	125
Carbon Disulfide	126
3-Chloropropene	109
Methylene Chloride	121
Methyl tert-butyl ether	98
trans-1,2-Dichloroethene	120
Hexane	112
1,1-Dichloroethane	113
2-Butanone (Methyl Ethyl Ketone)	104
cis-1,2-Dichloroethene	114
Tetrahydrofuran	121
Chloroform	112
1,1,1-Trichloroethane	110
Cyclohexane	104
Carbon Tetrachloride	114
2,2,4-Trimethylpentane	114
Benzene	113
1,2-Dichloroethane	116
Heptane	107
Trichloroethene	110
1,2-Dichloropropane	116
1,4-Dioxane	102
Bromodichloromethane	115
cis-1,3-Dichloropropene	103
4-Methyl-2-pentanone	101
Toluene	108
trans-1,3-Dichloropropene	99
1,1,2-Trichloroethane	103
Tetrachloroethene	105
2-Hexanone	99

eurofins | Air Toxics

Client Sample ID: LCSD
Lab ID#: 1208060A-09AA
EPA METHOD TO-15 GC/MS

File Name:	**14080804**	**Date of Collection: NA**	
Dil. Factor:	**1.00**	**Date of Analysis: 8/8/12 03:56 PM**	

Compound	%Recovery
Dibromochloromethane	106
1,2-Dibromoethane (EDB)	103
Chlorobenzene	102
Ethyl Benzene	100
m,p-Xylene	103
o-Xylene	101
Styrene	99
Bromoform	111
Cumene	106
1,1,2,2-Tetrachloroethane	114
Propylbenzene	115
4-Ethyltoluene	97
1,3,5-Trimethylbenzene	120
1,2,4-Trimethylbenzene	102
1,3-Dichlorobenzene	110
1,4-Dichlorobenzene	100
alpha-Chlorotoluene	112
1,2-Dichlorobenzene	101
1,2,4-Trichlorobenzene	92
Hexachlorobutadiene	98
Butane	114
Isopentane	131

Q = Exceeds Quality Control limits.

Container Type: NA - Not Applicable

Surrogates	%Recovery	Method Limits
1,2-Dichloroethane-d4	110	70-130
Toluene-d8	106	70-130
4-Bromofluorobenzene	98	70-130

Shell Oil Products Chain Of Custody Record

URS

Air Toxics LTD.
Project Name: Roxana Soil Vapor
Project # 21562735.00013
Lab Vendor #

Please Check Appropriate Box:
☑ ENV. SERVICES ☐ MOTIVA RETAIL ☐ SHELL RETAIL
☐ MOTIVA SD&CM ☐ CONSULTANT ☐ LUBES
☐ SHELL PIPELINE ☐ OTHER _____

Print Bill To Contact Name: Robert Mooshegian

INCIDENT # (ENV SERVICES): 9 7 2 1 6 6 4 0
PO #
SAP #: 3 4 0 0 6 1

☐ CHECK IF NO INCIDENT # APPLIES
DATE: 08/02/12
PAGE: 1 of 1

SAMPLING COMPANY: URS CORPORATION
LOG CODE:
ADDRESS: 1001 HIGHLANDS PLAZA DRIVE WEST - SUITE 300; ST. LOUIS, MO 63110
Laboratory Address: Air Toxics, LTD 180 Blue Ravine Road, Suite B, Folsom, CA 95630-4719
TELEPHONE:
FAX: 314-429-0462
PM To Contact E-MAIL: Robert.Mooshegian@urs.com

SITE ADDRESS: Street and City: 900 SOUTH CENTRAL AVE -- ROXANA
State: L
GLOBAL ID NO.:
EDF DELIVERABLE TO (Name, Company, Office Location): Elizabeth Kunkel, URS, St. Louis
PHONE NO.: 314-743-4179
E-MAIL: Elizabeth_Kunkel@URSCorp.com
CONSULTANT PROJECT NAME#: Roxana Soil Vapor
M. Currier, C Williams, J. Jackson.

TURNAROUND TIME (CALENDAR DAYS):
☑ STANDARD (14 DAY) ☐ 5 DAYS ☐ 3 DAYS ☐ 2 DAYS ☐ 24 HOURS ☐ RESULTS NEEDED ON WEEKEND

☐ LA - RWQCB REPORT FORMAT ☑ UST AGENCY:

DELIVERABLES: ☐ LEVEL 1 ☐ LEVEL 2 ☐ LEVEL 3 ☑ LEVEL 4 ☐ OTHER (SPECIFY) _____

☑ SHELL CONTRACT RATE APPLIES
☐ STATE REIMBURSEMENT RATE APPLIES
☐ EDD NOT NEEDED
☑ RECEIPT VERIFICATION REQUESTED

REQUESTED ANALYSIS

Turn Around Time: ☑ Normal ☐ Rush Specify

Lab Use Only
Pressurized by:
Date:
Pressurization Gas: N_2 He

LAB USE ONLY	Field Sample Identification	SAMPLING DATE	SAMPLING TIME	Canister Number	Conister Pressure/Vacuum Initial	Final	Receipt	Final (psi)	Modified TO-15 + Butane & Isopentane	ASTM D-1946 + Helium	ASTM D-1946
01A	VMP-15-25.5-073112	07/31/12	1326-1402	94917	-30	-7			X	X	
02A	VMP-15-29-073112	07/31/12	1422-1455	2032	-30	-9			X	X	
03A	VMP-16-5-073012	07/30/12	1410-1442	34086	-30	-7.5			X	X	
04A	VMP-16-13.5-073012	07/30/12	1455-1529	37318	-30	-8			X	X	
05A	VMP-16-19-073012	07/30/12	1550-1620	9476	-27.5	-5			X	X	
06A	VMP-16-31-073012	07/30/12	1635-1708	30817	-30	-7			X	X	

ADDITIONAL NOTES:
- 14 day hold time
- Report results between MDL and RL
- Level IV ECVP

Fedex
CUSTODY SEAL IN... Y N NO... MA
1208060 1 KAD 08/03/12

Relinquished by (Signature)	Received by (Signature)	Date	Time
[signature]	FEDEX	8/2/12	1700
Relinquished by (Signature)	Received by (Signature) [signature]	8/3/12	0930
Relinquished by (Signature)	Received by (Signature)	Date	Time

05/2/06 Revision

eurofins | Air Toxics

8/17/2012
Ms. Elizabeth Kunkel
URS Corporation
1001 Highlands Plaza Dr. West
Suite 300
St. Louis MO 63110

Project Name: Roxana Soil Vapor
Project #: 21562735.00013
Workorder #: 1208060B

Dear Ms. Elizabeth Kunkel

The following report includes the data for the above referenced project for sample(s) received on 8/3/2012 at Air Toxics Ltd.

The data and associated QC analyzed by Modified ASTM D-1946 are compliant with the project requirements or laboratory criteria with the exception of the deviations noted in the attached case narrative.

Thank you for choosing Air Toxics Ltd. for your air analysis needs. Air Toxics Ltd. is committed to providing accurate data of the highest quality. Please feel free to contact the Project Manager: Kelly Buettner at 916-985-1000 if you have any questions regarding the data in this report.

Regards,

Kelly Buettner

Project Manager

eurofins | Air Toxics

WORK ORDER #: 1208060B

Work Order Summary

CLIENT:	Ms. Elizabeth Kunkel URS Corporation 1001 Highlands Plaza Dr. West Suite 300 St. Louis, MO 63110	**BILL TO:**	Accounts Payable Austin URS Corporation P.O. BOX 203970 Austin, TX 78720-1088
PHONE:	314-743-4179	**P.O. #**	21562735.00013
FAX:		**PROJECT #**	21562735.00013 Roxana Soil Vapor
DATE RECEIVED:	08/03/2012	**CONTACT:**	Kelly Buettner
DATE COMPLETED:	08/17/2012		

FRACTION #	NAME	TEST	RECEIPT VAC./PRES.	FINAL PRESSURE
01A	VMP-15-25.5-073112	Modified ASTM D-1946	8.0 "Hg	5 psi
02A	VMP-15-29-073112	Modified ASTM D-1946	9.5 "Hg	5 psi
03A	VMP-16-5-073012	Modified ASTM D-1946	7.5 "Hg	5 psi
04A	VMP-16-13.5-073012	Modified ASTM D-1946	8.0 "Hg	5 psi
05A	VMP-16-19-073012	Modified ASTM D-1946	4.5 "Hg	5 psi
06A	VMP-16-31-073012	Modified ASTM D-1946	7.0 "Hg	5 psi
07A	Lab Blank	Modified ASTM D-1946	NA	NA
07B	Lab Blank	Modified ASTM D-1946	NA	NA
08A	LCS	Modified ASTM D-1946	NA	NA
08AA	LCSD	Modified ASTM D-1946	NA	NA

CERTIFIED BY: _____ DATE: 08/17/12

Technical Director

Certification numbers: AZ Licensure AZ0775, CA NELAP - 12282CA, NY NELAP - 11291,
TX NELAP - T104704434-12-5, UT NELAP CA009332012-3, WA NELAP - C935
Name of Accrediting Agency: NELAP/ORELAP (Oregon Environmental Laboratory Accreditation Program)
Accreditation number: CA300005, Effective date: 10/18/2011, Expiration date: 10/17/2012.
Eurofins Air Toxics Ltd. certifies that the test results contained in this report meet all requirements of the NELAC standards

This report shall not be reproduced, except in full, without the written approval of Eurofins Air Toxics, Inc.

180 BLUE RAVINE ROAD, SUITE B FOLSOM, CA - 9563
(916) 985-1000 . (800) 985-5955 . FAX (916) 985-1020

LABORATORY NARRATIVE
Modified ASTM D-1946
URS Corporation
Workorder# 1208060B

Six 1 Liter Summa Canister samples were received on August 03, 2012. The laboratory performed analysis via Modified ASTM Method D-1946 for Methane and fixed gases in air using GC/FID or GC/TCD. The method involves direct injection of 1.0 mL of sample.

On the analytical column employed for this analysis, Oxygen coelutes with Argon. The corresponding peak is quantitated as Oxygen.

Since Nitrogen is used to pressurize samples, the reported Nitrogen values are calculated by adding all the sample components and subtracting from 100%.

Method modifications taken to run these samples are summarized in the table below. Specific project requirements may over-ride the ATL modifications.

Requirement	*ASTM D-1946*	*ATL Modifications*
Calibration	A single point calibration is performed using a reference standard closely matching the composition of the unknown.	A 3-point calibration curve is performed. Quantitation is based on a daily calibration standard which may or may not resemble the composition of the associated samples.
Reference Standard	The composition of any reference standard must be known to within 0.01 mol % for any component.	The standards used by ATL are blended to a >/= 95% accuracy.
Sample Injection Volume	Components whose concentrations are in excess of 5 % should not be analyzed by using sample volumes greater than 0.5 mL.	The sample container is connected directly to a fixed volume sample loop of 1.0 mL on the GC. Linear range is defined by the calibration curve. Bags are loaded by vacuum.
Normalization	Normalize the mole percent values by multiplying each value by 100 and dividing by the sum of the original values. The sum of the original values should not differ from 100% by more than 1.0%.	Results are not normalized. The sum of the reported values can differ from 100% by as much as 15%, either due to analytical variability or an unusual sample matrix.
Precision	Precision requirements established at each concentration level.	Duplicates should agree within 25% RPD for detections > 5 X's the RL.

Receiving Notes

There were no receiving discrepancies.

Analytical Notes

As per project specific client request the laboratory has reported estimated values for target compound hits that are below the Reporting Limit but greater than the Method Detection Limit.

Definition of Data Qualifying Flags

Seven qualifiers may have been used on the data analysis sheets and indicate as follows:
B - Compound present in laboratory blank greater than reporting limit.
J - Estimated value.
E - Exceeds instrument calibration range.
S - Saturated peak.
Q - Exceeds quality control limits.
U - Compound analyzed for but not detected above the detection limit.
M - Reported value may be biased due to apparent matrix interferences.
File extensions may have been used on the data analysis sheets and indicates as follows:
a-File was requantified
b-File was quantified by a second column and detector
r1-File was requantified for the purpose of reissue

eurofins

Air Toxics

Summary of Detected Compounds
NATURAL GAS ANALYSIS BY MODIFIED ASTM D-1946

Client Sample ID: VMP-15-25.5-073112

Lab ID#: 1208060B-01A

Compound	Rpt. Limit (%)	Amount (%)
Oxygen	0.18	12
Nitrogen	0.18	81
Methane	0.00018	0.051
Carbon Dioxide	0.018	7.1
Helium	0.092	0.036 J

Client Sample ID: VMP-15-29-073112

Lab ID#: 1208060B-02A

Compound	Rpt. Limit (%)	Amount (%)
Oxygen	0.20	6.9
Nitrogen	0.20	80
Methane	0.00020	0.70
Carbon Dioxide	0.020	10
Ethane	0.0020	0.00038 J
Helium	0.098	2.5

Client Sample ID: VMP-16-5-073012

Lab ID#: 1208060B-03A

Compound	Rpt. Limit (%)	Amount (%)
Oxygen	0.18	1.3
Nitrogen	0.18	71
Methane	0.00018	6.8
Carbon Dioxide	0.018	20
Ethane	0.0018	0.00023 J

Client Sample ID: VMP-16-13.5-073012

Lab ID#: 1208060B-04A

Compound	Rpt. Limit (%)	Amount (%)
Oxygen	0.18	1.1

eurofins | Air Toxics

Summary of Detected Compounds
NATURAL GAS ANALYSIS BY MODIFIED ASTM D-1946

Client Sample ID: VMP-16-13.5-073012

Lab ID#: 1208060B-04A

Nitrogen	0.18	59
Methane	0.00018	21
Carbon Dioxide	0.018	18
Ethane	0.0018	0.00063 J

Client Sample ID: VMP-16-19-073012

Lab ID#: 1208060B-05A

Compound	Rpt. Limit (%)	Amount (%)
Oxygen	0.16	4.0
Nitrogen	0.16	49
Methane	0.00016	32
Carbon Dioxide	0.016	14
Ethane	0.0016	0.00086 J

Client Sample ID: VMP-16-31-073012

Lab ID#: 1208060B-06A

Compound	Rpt. Limit (%)	Amount (%)
Oxygen	0.18	0.94
Nitrogen	0.18	41
Methane	0.00018	42
Carbon Dioxide	0.018	15
Ethane	0.0018	0.0011 J
Helium	0.088	0.011 J

eurofins

Air Toxics

Client Sample ID: VMP-15-25.5-073112

Lab ID#: 1208060B-01A

NATURAL GAS ANALYSIS BY MODIFIED ASTM D-1946

File Name:	9080614	Date of Collection:	7/31/12 2:02:00 PM
Dil. Factor:	1.83	Date of Analysis:	8/6/12 01:37 PM

Compound	Rpt. Limit (%)	Amount (%)
Oxygen	0.18	12
Nitrogen	0.18	81
Carbon Monoxide	0.018	Not Detected
Methane	0.00018	0.051
Carbon Dioxide	0.018	7.1
Ethane	0.0018	Not Detected
Ethene	0.0018	Not Detected
Helium	0.092	0.036 J

J = Estimated value.

Container Type: 1 Liter Summa Canister

eurofins | Air Toxics

Client Sample ID: VMP-15-29-073112

Lab ID#: 1208060B-02A

NATURAL GAS ANALYSIS BY MODIFIED ASTM D-1946

File Name:	**9080615**	**Date of Collection:**	**7/31/12 2:55:00 PM**
Dil. Factor:	**1.96**	**Date of Analysis:**	**8/6/12 02:05 PM**

Compound	Rpt. Limit (%)	Amount (%)
Oxygen	0.20	6.9
Nitrogen	0.20	80
Carbon Monoxide	0.020	Not Detected
Methane	0.00020	0.70
Carbon Dioxide	0.020	10
Ethane	0.0020	0.00038 J
Ethene	0.0020	Not Detected
Helium	0.098	2.5

J = Estimated value.

Container Type: 1 Liter Summa Canister

eurofins

Air Toxics

Client Sample ID: VMP-16-5-073012

Lab ID#: 1208060B-03A

NATURAL GAS ANALYSIS BY MODIFIED ASTM D-1946

File Name:	9080616	Date of Collection:	7/30/12 2:42:00 PM
Dil. Factor:	1.79	Date of Analysis:	8/6/12 02:37 PM

Compound	Rpt. Limit (%)	Amount (%)
Oxygen	0.18	1.3
Nitrogen	0.18	71
Carbon Monoxide	0.018	Not Detected
Methane	0.00018	6.8
Carbon Dioxide	0.018	20
Ethane	0.0018	0.00023 J
Ethene	0.0018	Not Detected
Helium	0.090	Not Detected

J = Estimated value.

Container Type: 1 Liter Summa Canister

eurofins | Air Toxics

Client Sample ID: VMP-16-13.5-073012

Lab ID#: 1208060B-04A

NATURAL GAS ANALYSIS BY MODIFIED ASTM D-1946

File Name:	**9080617**	**Date of Collection:**	**7/30/12 3:29:00 PM**
Dil. Factor:	**1.83**	**Date of Analysis:**	**8/6/12 03:01 PM**

Compound	Rpt. Limit (%)	Amount (%)
Oxygen	0.18	1.1
Nitrogen	0.18	59
Carbon Monoxide	0.018	Not Detected
Methane	0.00018	21
Carbon Dioxide	0.018	18
Ethane	0.0018	0.00063 J
Ethene	0.0018	Not Detected
Helium	0.092	Not Detected

J = Estimated value.

Container Type: 1 Liter Summa Canister

eurofins

Air Toxics

Client Sample ID: VMP-16-19-073012

Lab ID#: 1208060B-05A

NATURAL GAS ANALYSIS BY MODIFIED ASTM D-1946

File Name:	**9080618**	**Date of Collection:**	**7/30/12 4:20:00 PM**
Dil. Factor:	**1.58**	**Date of Analysis:**	**8/6/12 03:22 PM**

Compound	Rpt. Limit (%)	Amount (%)
Oxygen	0.16	4.0
Nitrogen	0.16	49
Carbon Monoxide	0.016	Not Detected
Methane	0.00016	32
Carbon Dioxide	0.016	14
Ethane	0.0016	0.00086 J
Ethene	0.0016	Not Detected
Helium	0.079	Not Detected

J = Estimated value.

Container Type: 1 Liter Summa Canister

eurofins | Air Toxics

Client Sample ID: VMP-16-31-073012

Lab ID#: 1208060B-06A

NATURAL GAS ANALYSIS BY MODIFIED ASTM D-1946

File Name:	9080619	Date of Collection:	7/30/12 5:08:00 PM
Dil. Factor:	1.75	Date of Analysis:	8/6/12 03:49 PM

Compound	Rpt. Limit (%)	Amount (%)
Oxygen	0.18	0.94
Nitrogen	0.18	41
Carbon Monoxide	0.018	Not Detected
Methane	0.00018	42
Carbon Dioxide	0.018	15
Ethane	0.0018	0.0011 J
Ethene	0.0018	Not Detected
Helium	0.088	0.011 J

J = Estimated value.

Container Type: 1 Liter Summa Canister

eurofins

Air Toxics

Client Sample ID: Lab Blank

Lab ID#: 1208060B-07A

NATURAL GAS ANALYSIS BY MODIFIED ASTM D-1946

File Name:	**9080605a**	**Date of Collection: NA**	
Dil. Factor:	**1.00**	**Date of Analysis: 8/6/12 09:14 AM**	

Compound	Rpt. Limit (%)	Amount (%)
Oxygen	0.10	0.0086 J
Nitrogen	0.10	0.070 J
Carbon Monoxide	0.010	Not Detected
Methane	0.00010	Not Detected
Carbon Dioxide	0.010	Not Detected
Ethane	0.0010	Not Detected
Ethene	0.0010	Not Detected

J = Estimated value.

Container Type: NA - Not Applicable

eurofins | Air Toxics

Client Sample ID: Lab Blank

Lab ID#: 1208060B-07B

NATURAL GAS ANALYSIS BY MODIFIED ASTM D-1946

File Name:	9080604b	Date of Collection: NA	
Dil. Factor:	1.00	Date of Analysis: 8/6/12 08:48 AM	

Compound	Rpt. Limit (%)	Amount (%)
Helium	0.050	Not Detected

Container Type: NA - Not Applicable

eurofins | Air Toxics

Client Sample ID: LCS

Lab ID#: 1208060B-08A

NATURAL GAS ANALYSIS BY MODIFIED ASTM D-1946

File Name:	**9080602**	**Date of Collection: NA**	
Dil. Factor:	**1.00**	**Date of Analysis: 8/6/12 07:51 AM**	

Compound	%Recovery
Oxygen	100
Nitrogen	101
Carbon Monoxide	99
Methane	97
Carbon Dioxide	100
Ethane	99
Ethene	96
Helium	102

Container Type: NA - Not Applicable

eurofins | Air Toxics

Client Sample ID: LCSD

Lab ID#: 1208060B-08AA

NATURAL GAS ANALYSIS BY MODIFIED ASTM D-1946

File Name:	**9080628**	**Date of Collection: NA**	
Dil. Factor:	**1.00**	**Date of Analysis: 8/6/12 08:53 PM**	

Compound	%Recovery
Oxygen	100
Nitrogen	100
Carbon Monoxide	98
Methane	98
Carbon Dioxide	99
Ethane	100
Ethene	97
Helium	101

Container Type: NA - Not Applicable

Shell Oil Products Chain Of Custody Record

URS

Air Toxics LTD.
Project Name: Roxana Soil Vapor
Project # 21562735.00013
Lab Vendor #

Please Check Appropriate Box:
☑ ENV. SERVICES ☐ MOTIVA RETAIL ☐ SHELL RETAIL
☐ MOTIVA SD&CM ☐ CONSULTANT ☐ LUBES
☐ SHELL PIPELINE ☐ OTHER

Print Bill To Contact Name: Robert Moosheglan
PO #:
INCIDENT # (ENV SERVICES): 9 7 2 1 6 6 4 0
SAP #: 3 4 0 0 6 1
☐ CHECK IF NO INCIDENT # APPLIES
DATE: 08/02/12
PAGE: 1 of 1

SAMPLING COMPANY: URS CORPORATION
LOG CODE:
ADDRESS: 1001 HIGHLANDS PLAZA DRIVE WEST - SUITE 300; ST. LOUIS, MO 63110
LABORATORY ADDRESS: Air Toxics, LTD 180 Blue Ravine Road, Suite B, Folsom, CA 95630-4719
TELEPHONE:
FAX: 314-429-0462
BR To Contact E-MAIL: Robert.Moosheglan@urs.com

SITE ADDRESS: Street and City: 900 SOUTH CENTRAL AVE – ROXANA
State: IL
GLOBAL ID NO.:
EDF DELIVERABLE TO (Name, Company, Office Location): Elizabeth Kunkel, URS, St. Louis
PHONE NO.: 314-743-4178
E-MAIL: Elizabeth.Kunkel@URSCorp.com
CONSULTANT PROJECT NAME/#: Roxana Soil Vapor
M. Currier, C Williams, J. Jackson.

TURNAROUND TIME (CALENDAR DAYS):
☑ STANDARD (14 DAY) ☐ 5 DAYS ☐ 3 DAYS ☐ 2 DAYS ☐ 24 HOURS ☐ RESULTS NEEDED ON WEEKEND

REQUESTED ANALYSIS

☐ LA - RWQCB REPORT FORMAT ☑ UST AGENCY:
DELIVERABLES: ☐ LEVEL 1 ☐ LEVEL 2 ☐ LEVEL 3 ☑ LEVEL 4 ☐ OTHER (SPECIFY)

☑ SHELL CONTRACT RATE APPLIES
☐ STATE REIMBURSEMENT RATE APPLIES
☐ EDD NOT NEEDED
☑ RECEIPT VERIFICATION REQUESTED

Lab Use Only	Field Sample Identification	SAMPLING DATE	SAMPLING TIME	Canister Number	Canister Pressure/Vacuum: Initial	Final	Receipt	Final (psi)	Modified TO-15 + Butane & Isopentane	ASTM D-1946 + Helium	ASTM D-1946
01A	VMP-15-25.5-073112	07/31/12	1326-1402	94917	-30	-7			X	X	
02A	VMP-15-29-073112	07/31/12	1422-1455	2032	-30	-9			X	X	
03A	VMP-16-5-073012	07/30/12	1410-1442	34086	-30	-7.5			X	X	
04A	VMP-16-13.5-073012	07/30/12	1455-1529	37316	-30	-8			X	X	
05A	VMP-16-19-073012	07/30/12	1550-1620	9476	-27.5	-5			X	X	
06A	VMP-16-31-073012	07/30/12	1635-1708	30617	-30	-7			X	X	

Turn Around Time: ☑ Normal ☐ Rush
Specify

Lab Use Only
Pressurized by:
Date:
Pressurization Gas: N2 He

ADDITIONAL NOTES:
- 14 day hold time
- Report results between MDL and RL
- Level IV ECVP

Fedex
CUSTODY SEAL INTACT? Y N NO
MA
120806 08/03/12

Relinquished by (Signature)	Received by: (Signature)	Date	Time
	FEDEX	8/2/12	1700
Relinquished by (Signature)	Received by: (Signature)	8/3/12	0930
Relinquished by (Signature)	Received by: (Signature)	Date	Time

05/2000 Revision

Roxana Soil Vapor Quarterly – 3rd Quarter 2012 Data Review

Laboratory SDG: 1208070A,B

Data Reviewer: Melissa Mansker

Peer Reviewer: Elizabeth Kunkel

Date Reviewed: 8/28/2012

Guidance: USEPA National Functional Guidelines for Superfund Organic Methods Data Review 2008

Sample Identification	Sample Identification
VMP-1-38.5-073112	VMP-7-5-073112
VMP-8-5-073112	VMP-29-10-073012
VMP-29-20-073012	VMP-29-20-073012-Dup
VMP-29-30-073012	VMP-30-10-073012
VMP-30-20-073012	VMP-30-30-073012
VMP-41-10-072712	VMP-41-20-072712
VMP-41-20-072712-Dup	VMP-41-30-072712
VMP-20-5-073112	

1.0 Data Package Completeness

Were all items delivered as specified in the QAPP and COC as appropriate?

Yes

2.0 Laboratory Case Narrative \ Cooler Receipt Form

Were problems noted in the laboratory case narrative or cooler receipt form?

Yes, the laboratory case narrative indicated samples VMP-7-5-073112, VMP-29-10-073012, VMP-29-20-073012, VMP-29-20-073012-Dup, VMP-29-30-073012, VMP-30-10-073012, VMP-30-20-073012 and VMP-30-30-073012 were diluted due to high levels of target analytes. Sample VMP-29-10-073012 was diluted and re-analyzed to bring the highest level target analytes within the calibration range of the instrument. Results for the highest level target analytes were reported from the re-analysis diluted runs and the remaining compounds were reported from the original analyses. The TO-15 LCSD recovery for hexachlorobutadiene was outside evaluation criteria. Although not indicated in the laboratory case narrative, analytes were detected in the method blank. These issues are addressed further in the appropriate sections below.

No issues or discrepancies were noted in the cooler receipt form.

3.0 Holding Times

Were samples extracted/analyzed within applicable limits?

Yes

4.0 Blank Contamination

Were any analytes detected in the Blanks?

Yes

Blank ID	Parameter	Analyte	Concentration/ Amount
1208070A-16B	TO-15	Methylene chloride	0.21 ppbv / 0.73 µg/m^3
1208070A-16C	TO-15	Methylene chloride	0.36 ppbv / 1.2 µg/m^3
1208070A-16C	TO-15	2-Hexanone	0.11 ppbv / 0.45 µg/m^3
1208070A-16C	TO-15	1,2-Dibromoethane (EDB)	0.063 ppbv / 0.48 µg/m^3
1208070A-16C	TO-15	1,4-Dichlorobenzene	0.13 ppbv / 0.76 µg/m^3
1208070A-16C	TO-15	alpha-Chlorotoluene	0.061 ppbv / 0.32 µg/m^3
1208070A-16C	TO-15	1,2,4-Trichlorobenzene	0.30 ppbv / 2.2 µg/m^3
1208070A-16D	TO-15	Methylene chloride	0.28 ppbv / 0.99 µg/m^3
1208070A-16D	TO-15	2-Hexanone	0.057 ppbv / 0.23 µg/m^3
1208070A-16D	TO-15	1,2-Dibromoethane (EDB)	0.074 ppbv / 0.57 µg/m^3
1208070B-16A	Natural gases	Oxygen	0.012%
1208070B-16A	Natural gases	Nitrogen	0.074%

Qualifications due to blank contamination are included in the table below. Analytical data that were reported non-detect or at concentrations greater than five times (5X) the associated blank concentration did not require qualification.

Sample ID	Parameter	Analyte	New Reporting Limit (RL)	Qualification
VMP-1-38.5-073112	TO-15	Methylene chloride	-	**U**
VMP-7-5-073112	TO-15	Methylene chloride	-	**U**
VMP-8-5-073112	TO-15	Methylene chloride	-	**U**
VMP-41-10-072712	TO-15	Methylene chloride	-	**U**
VMP-41-20-072712	TO-15	Methylene chloride	-	**U**
VMP-41-20-072712-Dup	TO-15	Methylene chloride	-	**U**
VMP-41-30-072712	TO-15	Methylene chloride	-	**U**
VMP-20-5-073112	TO-15	Methylene chloride	-	**U**

5.0 Laboratory Control Sample

Were LCS recoveries within evaluation criteria?

No

LCS/LCSD ID	Parameter	Analyte	LCS/LCSD Recovery	LCS/ LCSD RPD	LCS/LCSD /RPD Criteria
1208070A-18A/AA	TO-15	Hexachlorobutadiene	114/**135**	17	70-130/25

Analytical data which were reported as non-detect and associated with LCS recoveries above evaluation criteria, indicating a possible high bias, did not require qualification. No qualification of data was required.

6.0 Surrogate Recoveries

Were surrogate recoveries within evaluation criteria?

Yes

7.0 Matrix Spike and Matrix Spike Duplicate Recoveries

Were MS/MSD samples analyzed as part of this SDG?

MS/MSD samples are not applicable for vapor samples, due to the inability to spike the samples.

8.0 Laboratory Duplicate Results

Were laboratory duplicate samples collected as part of this SDG?

No

9.0 Field Duplicate Results

Were field duplicate samples collected as part of this SDG?

Yes

Field ID	Field Duplicate ID
VMP-29-20-073012	VMP-29-20-073012-Dup
VMP-41-20-072712	VMP-41-20-072712-Dup

Were field duplicate sample RPDs within evaluation criteria?

Yes

10.0 Sample Dilutions

For samples that were diluted and nondetect, were undiluted results also reported?

Not applicable; analytes were detected in samples that were diluted.

11.0 Additional Qualifications

Were additional qualifications applied?

No

eurofins | Air Toxics

8/16/2012
Ms. Elizabeth Kunkel
URS Corporation
1001 Highlands Plaza Dr. West
Suite 300
St. Louis MO 63110

Project Name: Roxana Soil Vapor
Project #: 21562735.00013
Workorder #: 1208070A

Dear Ms. Elizabeth Kunkel

The following report includes the data for the above referenced project for sample(s) received on 8/3/2012 at Air Toxics Ltd.

The data and associated QC analyzed by Modified TO-15 are compliant with the project requirements or laboratory criteria with the exception of the deviations noted in the attached case narrative.

Thank you for choosing Air Toxics Ltd. for your air analysis needs. Air Toxics Ltd. is committed to providing accurate data of the highest quality. Please feel free to contact the Project Manager: Kelly Buettner at 916-985-1000 if you have any questions regarding the data in this report.

Regards,

Kelly Buettner

Project Manager

Reviewed on 8/28/12

eurofins | Air Toxics

WORK ORDER #: 1208070A

Work Order Summary

CLIENT:	Ms. Elizabeth Kunkel URS Corporation 1001 Highlands Plaza Dr. West Suite 300 St. Louis, MO 63110	**BILL TO:**	Accounts Payable Austin URS Corporation P.O. BOX 203970 Austin, TX 78720-1088
PHONE:	314-743-4179	**P.O. #**	21562735.00013
FAX:		**PROJECT #**	21562735.00013 Roxana Soil Vapor
DATE RECEIVED:	08/03/2012	**CONTACT:**	Kelly Buettner
DATE COMPLETED:	08/16/2012		

FRACTION #	NAME	TEST	RECEIPT VAC./PRES.	FINAL PRESSURE
01A	VMP-1-38.5-073112	Modified TO-15	8.5 "Hg	5 psi
02A	VMP-7-5-073112	Modified TO-15	9.5 "Hg	5 psi
03A	VMP-8-5-073112	Modified TO-15	10.5 "Hg	5 psi
04A	VMP-29-10-073012	Modified TO-15	10.0 "Hg	5 psi
04B	VMP-29-10-073012	Modified TO-15	10.0 "Hg	5 psi
05A	VMP-29-20-073012	Modified TO-15	10.0 "Hg	5 psi
06A	VMP-29-20-073012-Dup	Modified TO-15	8.5 "Hg	5 psi
07A	VMP-29-30-073012	Modified TO-15	10.5 "Hg	5 psi
08A	VMP-30-10-073012	Modified TO-15	8.5 "Hg	5 psi
09A	VMP-30-20-073012	Modified TO-15	9.0 "Hg	5 psi
10A	VMP-30-30-073012	Modified TO-15	9.5 "Hg	5 psi
11A	VMP-41-10-072712	Modified TO-15	9.5 "Hg	5 psi
12A	VMP-41-20-072712	Modified TO-15	8.5 "Hg	5 psi
13A	VMP-41-20-072712-Dup	Modified TO-15	9.0 "Hg	5 psi
14A	VMP-41-30-072712	Modified TO-15	9.0 "Hg	5 psi
15A	VMP-20-5-073112	Modified TO-15	9.5 "Hg	5 psi
16A	Lab Blank	Modified TO-15	NA	NA
16B	Lab Blank	Modified TO-15	NA	NA
16C	Lab Blank	Modified TO-15	NA	NA
16D	Lab Blank	Modified TO-15	NA	NA
17A	CCV	Modified TO-15	NA	NA
17B	CCV	Modified TO-15	NA	NA
17C	CCV	Modified TO-15	NA	NA

Continued on next page

eurofins | Air Toxics

WORK ORDER #: 1208070A

Work Order Summary

CLIENT:	Ms. Elizabeth Kunkel URS Corporation 1001 Highlands Plaza Dr. West Suite 300 St. Louis, MO 63110	**BILL TO:**	Accounts Payable Austin URS Corporation P.O. BOX 203970 Austin, TX 78720-1088
PHONE:	314-743-4179	**P.O. #**	21562735.00013
FAX:		**PROJECT #**	21562735.00013 Roxana Soil Vapor
DATE RECEIVED:	08/03/2012	**CONTACT:**	Kelly Buettner
DATE COMPLETED:	08/16/2012		

FRACTION #	NAME	TEST	RECEIPT VAC./PRES.	FINAL PRESSURE
17D	CCV	Modified TO-15	NA	NA
18A	LCS	Modified TO-15	NA	NA
18AA	LCSD	Modified TO-15	NA	NA
18B	LCS	Modified TO-15	NA	NA
18BB	LCSD	Modified TO-15	NA	NA
18C	LCS	Modified TO-15	NA	NA
18CC	LCSD	Modified TO-15	NA	NA
18D	LCS	Modified TO-15	NA	NA
18DD	LCSD	Modified TO-15	NA	NA

CERTIFIED BY: _____ DATE: 08/16/12

Technical Director

Certification numbers: AZ Licensure AZ0775, CA NELAP - 12282CA, NY NELAP - 11291,
TX NELAP - T104704434-12-5, UT NELAP CA009332012-3, WA NELAP - C935
Name of Accrediting Agency: NELAP/ORELAP (Oregon Environmental Laboratory Accreditation Program)
Accreditation number: CA300005, Effective date: 10/18/2011, Expiration date: 10/17/2012.
Eurofins Air Toxics Ltd. certifies that the test results contained in this report meet all requirements of the NELAC standards

This report shall not be reproduced, except in full, without the written approval of Eurofins Air Toxics, Inc.

180 BLUE RAVINE ROAD, SUITE B FOLSOM, CA - 9563
(916) 985-1000 . (800) 985-5955 . FAX (916) 985-1020

LABORATORY NARRATIVE
EPA Method TO-15
URS Corporation
Workorder# 1208070A

Fifteen 1 Liter Summa Canister samples were received on August 03, 2012. The laboratory performed analysis via EPA Method TO-15 using GC/MS in the full scan mode.

This workorder was independently validated prior to submittal using 'USEPA National Functional Guidelines' as generally applied to the analysis of volatile organic compounds in air. A rules-based, logic driven, independent validation engine was employed to assess completeness, evaluate pass/fail of relevant project quality control requirements and verification of all quantified amounts.

Receiving Notes

There were no receiving discrepancies.

Analytical Notes

As per client project requirements, the laboratory has reported estimated values for target compound hits that are below the Reporting Limit but greater than the Method Detection Limit. Concentrations that are below the level at which the canister was certified may be false positives.

Dilution was performed on samples VMP-7-5-073112, VMP-29-10-073012, VMP-29-20-073012, VMP-29-20-073012-Dup, VMP-29-30-073012, VMP-30-10-073012, VMP-30-20-073012, and VMP-30-30-073012 due to the presence of high level target species.

Due to high-level target compounds, sample VMP-29-10-073012 was analyzed twice. In the "A" fraction, the sample was diluted to bring the highest-level compounds within the calibration range. The "B" fraction is also reported by client request and may be reported with "E" flags indicating the compound exceeds the calibration range. Both runs and associated QC are reported.

All Quality Control Limit exceedances and affected sample results are noted by flags. Each flag is defined at the bottom of this Case Narrative and on each Sample Result Summary page.

Definition of Data Qualifying Flags

Eight qualifiers may have been used on the data analysis sheets and indicates as follows:

B - Compound present in laboratory blank greater than reporting limit (background subtraction not performed).
J - Estimated value.
E - Exceeds instrument calibration range.
S - Saturated peak.
Q - Exceeds quality control limits.
U - Compound analyzed for but not detected above the reporting limit.
UJ- Non-detected compound associated with low bias in the CCV and/or LCS.
N - The identification is based on presumptive evidence.

File extensions may have been used on the data analysis sheets and indicates as follows:

a-File was requantified
b-File was quantified by a second column and detector
r1-File was requantified for the purpose of reissue

eurofins | Air Toxics

Summary of Detected Compounds
EPA METHOD TO-15 GC/MS FULL SCAN

Client Sample ID: VMP-1-38.5-073112

Lab ID#: 1208070A-01A

Compound	Rpt. Limit (ppbv)	Amount (ppbv)	Rpt. Limit (ug/m3)	Amount (ug/m3)
Freon 12	0.94	0.51 J	4.6	2.5 J
Chloromethane	9.4	11	19	22
Freon 11	0.94	0.21 J	5.2	1.2 J
Ethanol	3.7	28	7.0	53
Acetone	9.4	61	22	140
2-Propanol	3.7	5.3	9.2	13
Methylene Chloride	9.4	~~1.2 J~~ U	32	~~4.3 J~~ U
Methyl tert-butyl ether	0.94	0.11 J	3.4	0.40 J
2-Butanone (Methyl Ethyl Ketone)	3.7	7.3	11	22
Tetrahydrofuran	0.94	0.34 J	2.8	1.0 J
Chloroform	0.94	0.23 J	4.6	1.1 J
2,2,4-Trimethylpentane	0.94	0.91 J	4.4	4.2 J
Benzene	0.94	13	3.0	42
Heptane	0.94	0.58 J	3.8	2.4 J
4-Methyl-2-pentanone	0.94	17	3.8	69
Toluene	0.94	13	3.5	49
2-Hexanone	3.7	0.59 J	15	2.4 J
Ethyl Benzene	0.94	0.41 J	4.0	1.8 J
m,p-Xylene	0.94	1.9	4.1	8.4
o-Xylene	0.94	0.60 J	4.1	2.6 J
Styrene	0.94	0.50 J	4.0	2.1 J
Cumene	0.94	6.6	4.6	32
Propylbenzene	0.94	0.12 J	4.6	0.58 J
4-Ethyltoluene	0.94	0.17 J	4.6	0.85 J
1,2,4-Trimethylbenzene	0.94	0.90 J	4.6	4.4 J
Butane	3.7	1.2 J	8.9	2.8 J
Isopentane	3.7	3.0 J	11	8.8 J

Client Sample ID: VMP-7-5-073112

Lab ID#: 1208070A-02A

Compound	Rpt. Limit (ppbv)	Amount (ppbv)	Rpt. Limit (ug/m3)	Amount (ug/m3)
Chloromethane	24	1.6 J	50	3.4 J

eurofins

Air Toxics

Summary of Detected Compounds
EPA METHOD TO-15 GC/MS FULL SCAN

Client Sample ID: VMP-7-5-073112

Lab ID#: 1208070A-02A

Ethanol	9.8	25	18	47
Acetone	24	31	58	73
2-Propanol	9.8	20	24	50
Methylene Chloride	24	~~1.6 J~~ U	85	~~5.6 J~~ U
Hexane	2.4	0.88 J	8.6	3.1 J
2-Butanone (Methyl Ethyl Ketone)	9.8	9.3 J	29	27 J
Tetrahydrofuran	2.4	1.6 J	7.2	4.7 J
Cyclohexane	2.4	4.8	8.4	16
2,2,4-Trimethylpentane	2.4	650	11	3000
Benzene	2.4	37	7.8	120
4-Methyl-2-pentanone	2.4	29	10	120
Toluene	2.4	28	9.2	100
Chlorobenzene	2.4	0.80 J	11	3.7 J
Ethyl Benzene	2.4	0.89 J	11	3.8 J
m,p-Xylene	2.4	2.2 J	11	9.8 J
o-Xylene	2.4	0.71 J	11	3.1 J
Styrene	2.4	0.36 J	10	1.5 J
Cumene	2.4	7.5	12	37
Propylbenzene	2.4	0.19 J	12	0.95 J
1,2,4-Trimethylbenzene	2.4	0.34 J	12	1.7 J
Butane	9.8	5.5 J	23	13 J
Isopentane	9.8	35	29	100

Client Sample ID: VMP-8-5-073112

Lab ID#: 1208070A-03A

Compound	Rpt. Limit (ppbv)	Amount (ppbv)	Rpt. Limit (ug/m3)	Amount (ug/m3)
Freon 12	1.0	0.52 J	5.1	2.6 J
Freon 11	1.0	0.20 J	5.8	1.1 J
Ethanol	4.1	32	7.8	61
Acetone	10	33	24	78
2-Propanol	4.1	26	10	64
Carbon Disulfide	4.1	2.6 J	13	8.2 J
Methylene Chloride	10	~~0.64 J~~ U	36	~~2.2 J~~ U
Hexane	1.0	0.56 J	3.6	2.0 J

eurofins

Air Toxics

Summary of Detected Compounds
EPA METHOD TO-15 GC/MS FULL SCAN

Client Sample ID: VMP-8-5-073112

Lab ID#: 1208070A-03A

2-Butanone (Methyl Ethyl Ketone)	4.1	16	12	47
Tetrahydrofuran	1.0	1.6	3.0	4.8
Chloroform	1.0	0.22 J	5.0	1.1 J
Cyclohexane	1.0	0.80 J	3.5	2.8 J
2,2,4-Trimethylpentane	1.0	24	4.8	110
Benzene	1.0	20	3.3	64
Heptane	1.0	2.7	4.2	11
4-Methyl-2-pentanone	1.0	50	4.2	200
Toluene	1.0	38	3.9	140
Tetrachloroethene	1.0	0.41 J	7.0	2.8 J
2-Hexanone	4.1	0.61 J	17	2.5 J
Ethyl Benzene	1.0	1.0	4.5	4.4
m,p-Xylene	1.0	2.8	4.5	12
o-Xylene	1.0	0.78 J	4.5	3.4 J
Styrene	1.0	0.44 J	4.4	1.9 J
Cumene	1.0	12	5.1	57
Propylbenzene	1.0	0.11 J	5.1	0.54 J
4-Ethyltoluene	1.0	0.14 J	5.1	0.67 J
1,2,4-Trimethylbenzene	1.0	0.38 J	5.1	1.9 J
Isopentane	4.1	3.9 J	12	11 J

Client Sample ID: VMP-29-10-073012 *Use these results only. All other data was reported from the 21.2 x dilution analysis

Lab ID#: 1208070A-04A

DF = 31.8

Compound	Rpt. Limit (ppbv)	Amount (ppbv)	Rpt. Limit (ug/m3)	Amount (ug/m3)
Acetone	160	1600	380	3800
2-Propanol	64	23 J	160	57 J
Carbon Disulfide	64	110	200	340
* 2-Butanone (Methyl Ethyl Ketone)	64	4300	190	12000
Tetrahydrofuran	16	2700	47	8000
4-Methyl-2-pentanone	16	17	65	72
Toluene	16	14 J	60	51 J
Cumene	16	5.3 J	78	26 J

eurofins

Air Toxics

Summary of Detected Compounds
EPA METHOD TO-15 GC/MS FULL SCAN

Client Sample ID: VMP-29-10-073012 *Do not use this data. Use all other data.

Lab ID#: 1208070A-04B

DF = 21.2

Compound	Rpt. Limit (ppbv)	Amount (ppbv)	Rpt. Limit (ug/m3)	Amount (ug/m3)
Ethanol	42	18 J	80	34 J
Acetone	110	1800	250	4400
2-Propanol	42	26 J	100	65 J
Carbon Disulfide	42	120	130	390
~~2-Butanone (Methyl Ethyl Ketone)~~	~~42~~	~~4700 E~~	~~120~~	~~14000 E~~
Tetrahydrofuran	11	2900	31	8600
4-Methyl-2-pentanone	11	20	43	82
Toluene	11	15	40	55
Cumene	11	5.1 J	52	25 J

Client Sample ID: VMP-29-20-073012

Lab ID#: 1208070A-05A

Compound	Rpt. Limit (ppbv)	Amount (ppbv)	Rpt. Limit (ug/m3)	Amount (ug/m3)
Ethanol	500	160 J	940	300 J
Acetone	500	73000	1200	170000
2-Propanol	500	380 J	1200	950 J
Carbon Disulfide	120	270	390	830
2-Butanone (Methyl Ethyl Ketone)	500	91000	1500	270000
Tetrahydrofuran	120	66000	370	190000
Benzene	120	20 J	400	66 J
Toluene	120	12 J	470	45 J

Client Sample ID: VMP-29-20-073012-Dup

Lab ID#: 1208070A-06A

Compound	Rpt. Limit (ppbv)	Amount (ppbv)	Rpt. Limit (ug/m3)	Amount (ug/m3)
Ethanol	470	99 J	880	190 J
Acetone	470	64000	1100	150000
2-Propanol	470	350 J	1200	860 J
Carbon Disulfide	120	240	360	740
2-Butanone (Methyl Ethyl Ketone)	470	81000	1400	240000
Tetrahydrofuran	120	58000	340	170000

Summary of Detected Compounds
EPA METHOD TO-15 GC/MS

Client Sample ID: VMP-29-20-073012-Dup

Lab ID#: 1208070A-06A

Benzene	120	15 J	370	47 J
Toluene	120	11 J	440	41 J

Client Sample ID: VMP-29-30-073012

Lab ID#: 1208070A-07A

Compound	Rpt. Limit (ppbv)	Amount (ppbv)	Rpt. Limit (ug/m3)	Amount (ug/m3)
Ethanol	82	98	160	180
Acetone	82	11000	200	26000
2-Propanol	82	320	200	780
Carbon Disulfide	21	100	64	320
2-Butanone (Methyl Ethyl Ketone)	82	20000	240	60000
Tetrahydrofuran	21	16000	61	48000
Chloroform	21	4.0 J	100	20 J
Benzene	21	18 J	66	57 J
4-Methyl-2-pentanone	21	22	84	91
Toluene	21	16 J	78	60 J
Cumene	21	6.2 J	100	31 J
Isopentane	82	30 J	240	90 J

Client Sample ID: VMP-30-10-073012

Lab ID#: 1208070A-08A

Compound	Rpt. Limit (ppbv)	Amount (ppbv)	Rpt. Limit (ug/m3)	Amount (ug/m3)
Acetone	150	15000	360	35000
2-Propanol	150	120 J	370	300 J
Carbon Disulfide	37	66	120	200
2-Butanone (Methyl Ethyl Ketone)	150	33000	440	97000
Tetrahydrofuran	37	24000	110	69000
Benzene	37	4.8 J	120	16 J
Toluene	37	7.1 J	140	27 J

Client Sample ID: VMP-30-20-073012

Lab ID#: 1208070A-09A

eurofins

Air Toxics

Summary of Detected Compounds
EPA METHOD TO-15 GC/MS

Client Sample ID: VMP-30-20-073012

Lab ID#: 1208070A-09A

Compound	Rpt. Limit (ppbv)	Amount (ppbv)	Rpt. Limit (ug/m3)	Amount (ug/m3)
Acetone	640	84000	1500	200000
2-Propanol	640	540 J	1600	1300 J
Carbon Disulfide	160	260	500	830
Methylene Chloride	160	32 J	550	110 J
2-Butanone (Methyl Ethyl Ketone)	640	130000	1900	390000
Tetrahydrofuran	160	100000	470	300000
Benzene	160	650	510	2100
Toluene	160	8.8 J	600	33 J

Client Sample ID: VMP-30-30-073012

Lab ID#: 1208070A-10A

Compound	Rpt. Limit (ppbv)	Amount (ppbv)	Rpt. Limit (ug/m3)	Amount (ug/m3)
Acetone	650	130000	1600	320000
2-Propanol	650	470 J	1600	1200 J
Carbon Disulfide	160	100 J	510	310 J
Methylene Chloride	160	47 J	570	160 J
2-Butanone (Methyl Ethyl Ketone)	650	130000	1900	380000
Tetrahydrofuran	160	110000	480	330000
Benzene	160	2200	520	7200
Toluene	160	9.2 J	620	35 J
Isopentane	650	100 J	1900	310 J

Client Sample ID: VMP-41-10-072712

Lab ID#: 1208070A-11A

Compound	Rpt. Limit (ppbv)	Amount (ppbv)	Rpt. Limit (ug/m3)	Amount (ug/m3)
Ethanol	4.9	38	9.2	72
Acetone	12	34	29	80
2-Propanol	4.9	22	12	55
Methylene Chloride	12	~~0.66 J~~	42	~~2.3 J~~
Hexane	1.2	3.1	4.3	11
2-Butanone (Methyl Ethyl Ketone)	4.9	7.6	14	22

eurofins

Air Toxics

Summary of Detected Compounds
EPA METHOD TO-15 GC/MS FULL SCAN

Client Sample ID: VMP-41-10-072712

Lab ID#: 1208070A-11A

Tetrahydrofuran	1.2	0.55 J	3.6	1.6 J
Cyclohexane	1.2	1.9	4.2	6.5
2,2,4-Trimethylpentane	1.2	2.8	5.7	13
Benzene	1.2	49	3.9	160
Heptane	1.2	2.4	5.0	9.9
4-Methyl-2-pentanone	1.2	40	5.0	160
Toluene	1.2	19	4.6	71
2-Hexanone	4.9	0.68 J	20	2.8 J
Ethyl Benzene	1.2	1.4	5.3	5.9
m,p-Xylene	1.2	3.5	5.3	15
o-Xylene	1.2	1.0 J	5.3	4.5 J
Styrene	1.2	0.58 J	5.2	2.4 J
Cumene	1.2	8.2	6.0	40
Propylbenzene	1.2	0.20 J	6.0	0.96 J
4-Ethyltoluene	1.2	0.30 J	6.0	1.5 J
1,3,5-Trimethylbenzene	1.2	0.28 J	6.0	1.4 J
1,2,4-Trimethylbenzene	1.2	1.0 J	6.0	5.0 J
Butane	4.9	39	12	92
Isopentane	4.9	40	14	120

Client Sample ID: VMP-41-20-072712

Lab ID#: 1208070A-12A

Compound	Rpt. Limit (ppbv)	Amount (ppbv)	Rpt. Limit (ug/m3)	Amount (ug/m3)
Freon 12	0.94	0.62 J	4.6	3.0 J
Freon 11	0.94	0.19 J	5.2	1.0 J
Ethanol	3.7	22	7.0	42
Acetone	9.4	20	22	48
2-Propanol	3.7	12	9.2	30
Methylene Chloride	9.4	~~0.56 J~~ 4	32	~~1.9 J~~ 4
2-Butanone (Methyl Ethyl Ketone)	3.7	4.2	11	12
Cyclohexane	0.94	0.26 J	3.2	0.88 J
2,2,4-Trimethylpentane	0.94	0.83 J	4.4	3.9 J
Benzene	0.94	12	3.0	39
Heptane	0.94	0.68 J	3.8	2.8 J

eurofins

Air Toxics

Summary of Detected Compounds
EPA METHOD TO-15 GC/MS FULL SCAN

Client Sample ID: VMP-41-20-072712

Lab ID#: 1208070A-12A

4-Methyl-2-pentanone	0.94	22	3.8	89
Toluene	0.94	10	3.5	38
2-Hexanone	3.7	0.42 J	15	1.7 J
Ethyl Benzene	0.94	0.69 J	4.0	3.0 J
m,p-Xylene	0.94	1.8	4.1	7.9
o-Xylene	0.94	0.64 J	4.1	2.8 J
Styrene	0.94	0.33 J	4.0	1.4 J
Cumene	0.94	5.0	4.6	25
Propylbenzene	0.94	0.080 J	4.6	0.39 J
4-Ethyltoluene	0.94	0.18 J	4.6	0.90 J
1,2,4-Trimethylbenzene	0.94	0.54 J	4.6	2.7 J

Client Sample ID: VMP-41-20-072712-Dup

Lab ID#: 1208070A-13A

Compound	Rpt. Limit (ppbv)	Amount (ppbv)	Rpt. Limit (ug/m3)	Amount (ug/m3)
Freon 12	0.96	0.65 J	4.7	3.2 J
Freon 11	0.96	0.18 J	5.4	1.0 J
Ethanol	3.8	15	7.2	28
Acetone	9.6	20	23	47
2-Propanol	3.8	12	9.4	29
Methylene Chloride	9.6	~~0.49 J~~ U	33	~~1.7 J~~ U
Hexane	0.96	0.24 J	3.4	0.86 J
2-Butanone (Methyl Ethyl Ketone)	3.8	4.4	11	13
Cyclohexane	0.96	0.20 J	3.3	0.69 J
2,2,4-Trimethylpentane	0.96	0.68 J	4.5	3.2 J
Benzene	0.96	14	3.0	44
Heptane	0.96	0.37 J	3.9	1.5 J
4-Methyl-2-pentanone	0.96	22	3.9	90
Toluene	0.96	10	3.6	39
2-Hexanone	3.8	0.33 J	16	1.4 J
Ethyl Benzene	0.96	0.69 J	4.1	3.0 J
m,p-Xylene	0.96	1.8	4.1	8.0
o-Xylene	0.96	0.59 J	4.1	2.5 J
Styrene	0.96	0.42 J	4.1	1.8 J

Summary of Detected Compounds
EPA METHOD TO-15 GC/MS FULL SCAN

Client Sample ID: VMP-41-20-072712-Dup

Lab ID#: 1208070A-13A

Cumene	0.96	5.1	4.7	25
Propylbenzene	0.96	0.089 J	4.7	0.44 J
4-Ethyltoluene	0.96	0.16 J	4.7	0.79 J
1,3,5-Trimethylbenzene	0.96	0.20 J	4.7	0.96 J
1,2,4-Trimethylbenzene	0.96	0.69 J	4.7	3.4 J

Client Sample ID: VMP-41-30-072712

Lab ID#: 1208070A-14A

Compound	Rpt. Limit (ppbv)	Amount (ppbv)	Rpt. Limit (ug/m3)	Amount (ug/m3)
Freon 12	0.96	0.61 J	4.7	3.0 J
Ethanol	3.8	65	7.2	120
Acetone	9.6	40	23	94
2-Propanol	3.8	15	9.4	36
Methylene Chloride	9.6	~~0.51 J~~ 4	33	~~1.8 J~~ 4
Hexane	0.96	1.8	3.4	6.2
2-Butanone (Methyl Ethyl Ketone)	3.8	7.7	11	23
Tetrahydrofuran	0.96	0.25 J	2.8	0.73 J
Chloroform	0.96	0.27 J	4.7	1.3 J
Cyclohexane	0.96	1.5	3.3	5.1
2,2,4-Trimethylpentane	0.96	2.8	4.5	13
Benzene	0.96	100	3.0	340
Heptane	0.96	2.0	3.9	8.1
4-Methyl-2-pentanone	0.96	26	3.9	100
Toluene	0.96	7.9	3.6	30
2-Hexanone	3.8	0.96 J	16	3.9 J
Ethyl Benzene	0.96	0.75 J	4.1	3.2 J
m,p-Xylene	0.96	1.6	4.1	7.0
o-Xylene	0.96	0.65 J	4.1	2.8 J
Styrene	0.96	0.50 J	4.1	2.1 J
Cumene	0.96	2.3	4.7	11
Propylbenzene	0.96	0.15 J	4.7	0.72 J
4-Ethyltoluene	0.96	0.16 J	4.7	0.82 J
1,3,5-Trimethylbenzene	0.96	0.19 J	4.7	0.92 J
1,2,4-Trimethylbenzene	0.96	1.0	4.7	4.9

eurofins

Air Toxics

Summary of Detected Compounds
EPA METHOD TO-15 GC/MS FULL SCAN

Client Sample ID: VMP-41-30-072712

Lab ID#: 1208070A-14A

Butane	3.8	8.2	9.1	20
Isopentane	3.8	13	11	39

Client Sample ID: VMP-20-5-073112

Lab ID#: 1208070A-15A

Compound	Rpt. Limit (ppbv)	Amount (ppbv)	Rpt. Limit (ug/m3)	Amount (ug/m3)
Freon 12	0.98	0.48 J	4.8	2.4 J
Chloromethane	9.8	0.77 J	20	1.6 J
Freon 11	0.98	3.0	5.5	17
Ethanol	3.9	20	7.4	37
Acetone	9.8	64	23	150
2-Propanol	3.9	360	9.6	870
Methylene Chloride	9.8	~~0.58 J~~ 4	34	~~2.0 J~~ 14
Hexane	0.98	0.50 J	3.4	1.8 J
2-Butanone (Methyl Ethyl Ketone)	3.9	7.9	12	23
Tetrahydrofuran	0.98	0.37 J	2.9	1.1 J
Cyclohexane	0.98	0.53 J	3.4	1.8 J
2,2,4-Trimethylpentane	0.98	2.1	4.6	9.6
Benzene	0.98	15	3.1	48
Heptane	0.98	1.4	4.0	5.7
4-Methyl-2-pentanone	0.98	22	4.0	91
Toluene	0.98	19	3.7	72
2-Hexanone	3.9	0.71 J	16	2.9 J
Ethyl Benzene	0.98	0.63 J	4.2	2.7 J
m,p-Xylene	0.98	1.8	4.2	7.7
o-Xylene	0.98	0.50 J	4.2	2.2 J
Styrene	0.98	0.37 J	4.2	1.6 J
Cumene	0.98	5.2	4.8	26
Propylbenzene	0.98	0.081 J	4.8	0.40 J
4-Ethyltoluene	0.98	0.15 J	4.8	0.76 J
1,2,4-Trimethylbenzene	0.98	0.42 J	4.8	2.1 J

eurofins | Air Toxics

Client Sample ID: VMP-1-38.5-073112

Lab ID#: 1208070A-01A

EPA METHOD TO-15 GC/MS FULL SCAN

File Name:	**2081010**	**Date of Collection:**	**7/31/12 4:07:00 PM**
Dil. Factor:	**1.87**	**Date of Analysis:**	**8/11/12 07:54 AM**

Compound	Rpt. Limit (ppbv)	Amount (ppbv)	Rpt. Limit (ug/m3)	Amount (ug/m3)
Freon 12	0.94	0.51 J	4.6	2.5 J
Freon 114	0.94	Not Detected	6.5	Not Detected
Chloromethane	9.4	11	19	22
Vinyl Chloride	0.94	Not Detected	2.4	Not Detected
1,3-Butadiene	0.94	Not Detected	2.1	Not Detected
Bromomethane	9.4	Not Detected	36	Not Detected
Chloroethane	3.7	Not Detected	9.9	Not Detected
Freon 11	0.94	0.21 J	5.2	1.2 J
Ethanol	3.7	28	7.0	53
Freon 113	0.94	Not Detected	7.2	Not Detected
1,1-Dichloroethene	0.94	Not Detected	3.7	Not Detected
Acetone	9.4	61	22	140
2-Propanol	3.7	5.3	9.2	13
Carbon Disulfide	3.7	Not Detected	12	Not Detected
3-Chloropropene	3.7	Not Detected	12	Not Detected
Methylene Chloride	9.4	~~1.2 J~~ U	32	~~4.3 J~~ U
Methyl tert-butyl ether	0.94	0.11 J	3.4	0.40 J
trans-1,2-Dichloroethene	0.94	Not Detected	3.7	Not Detected
Hexane	0.94	Not Detected	3.3	Not Detected
1,1-Dichloroethane	0.94	Not Detected	3.8	Not Detected
2-Butanone (Methyl Ethyl Ketone)	3.7	7.3	11	22
cis-1,2-Dichloroethene	0.94	Not Detected	3.7	Not Detected
Tetrahydrofuran	0.94	0.34 J	2.8	1.0 J
Chloroform	0.94	0.23 J	4.6	1.1 J
1,1,1-Trichloroethane	0.94	Not Detected	5.1	Not Detected
Cyclohexane	0.94	Not Detected	3.2	Not Detected
Carbon Tetrachloride	0.94	Not Detected	5.9	Not Detected
2,2,4-Trimethylpentane	0.94	0.91 J	4.4	4.2 J
Benzene	0.94	13	3.0	42
1,2-Dichloroethane	0.94	Not Detected	3.8	Not Detected
Heptane	0.94	0.58 J	3.8	2.4 J
Trichloroethene	0.94	Not Detected	5.0	Not Detected
1,2-Dichloropropane	0.94	Not Detected	4.3	Not Detected
1,4-Dioxane	3.7	Not Detected	13	Not Detected
Bromodichloromethane	0.94	Not Detected	6.3	Not Detected
cis-1,3-Dichloropropene	0.94	Not Detected	4.2	Not Detected
4-Methyl-2-pentanone	0.94	17	3.8	69
Toluene	0.94	13	3.5	49
trans-1,3-Dichloropropene	0.94	Not Detected	4.2	Not Detected
1,1,2-Trichloroethane	0.94	Not Detected	5.1	Not Detected
Tetrachloroethene	0.94	Not Detected	6.3	Not Detected
2-Hexanone	3.7	0.59 J	15	2.4 J

eurofins

Air Toxics

Client Sample ID: VMP-1-38.5-073112

Lab ID#: 1208070A-01A

EPA METHOD TO-15 GC/MS FULL SCAN

File Name:	2081010	Date of Collection:	7/31/12 4:07:00 PM
Dil. Factor:	1.87	Date of Analysis:	8/11/12 07:54 AM

Compound	Rpt. Limit (ppbv)	Amount (ppbv)	Rpt. Limit (ug/m3)	Amount (ug/m3)
Dibromochloromethane	0.94	Not Detected	8.0	Not Detected
1,2-Dibromoethane (EDB)	0.94	Not Detected	7.2	Not Detected
Chlorobenzene	0.94	Not Detected	4.3	Not Detected
Ethyl Benzene	0.94	0.41 J	4.0	1.8 J
m,p-Xylene	0.94	1.9	4.1	8.4
o-Xylene	0.94	0.60 J	4.1	2.6 J
Styrene	0.94	0.50 J	4.0	2.1 J
Bromoform	0.94	Not Detected	9.7	Not Detected
Cumene	0.94	6.6	4.6	32
1,1,2,2-Tetrachloroethane	0.94	Not Detected	6.4	Not Detected
Propylbenzene	0.94	0.12 J	4.6	0.58 J
4-Ethyltoluene	0.94	0.17 J	4.6	0.85 J
1,3,5-Trimethylbenzene	0.94	Not Detected	4.6	Not Detected
1,2,4-Trimethylbenzene	0.94	0.90 J	4.6	4.4 J
1,3-Dichlorobenzene	0.94	Not Detected	5.6	Not Detected
1,4-Dichlorobenzene	0.94	Not Detected	5.6	Not Detected
alpha-Chlorotoluene	0.94	Not Detected	4.8	Not Detected
1,2-Dichlorobenzene	0.94	Not Detected	5.6	Not Detected
1,2,4-Trichlorobenzene	3.7	Not Detected	28	Not Detected
Hexachlorobutadiene	3.7	Not Detected	40	Not Detected
Butane	3.7	1.2 J	8.9	2.8 J
Isopentane	3.7	3.0 J	11	8.8 J

J = Estimated value.

Container Type: 1 Liter Summa Canister

Surrogates	%Recovery	Method Limits
Toluene-d8	112	70-130
1,2-Dichloroethane-d4	103	70-130
4-Bromofluorobenzene	97	70-130

eurofins | Air Toxics

Client Sample ID: VMP-7-5-073112
Lab ID#: 1208070A-02A
EPA METHOD TO-15 GC/MS FULL SCAN

File Name:	**2081011**	**Date of Collection:**	**7/31/12 9:14:00 AM**
Dil. Factor:	**4.90**	**Date of Analysis:**	**8/11/12 08:49 AM**

Compound	Rpt. Limit (ppbv)	Amount (ppbv)	Rpt. Limit (ug/m3)	Amount (ug/m3)
Freon 12	2.4	Not Detected	12	Not Detected
Freon 114	2.4	Not Detected	17	Not Detected
Chloromethane	24	1.6 J	50	3.4 J
Vinyl Chloride	2.4	Not Detected	6.3	Not Detected
1,3-Butadiene	2.4	Not Detected	5.4	Not Detected
Bromomethane	24	Not Detected	95	Not Detected
Chloroethane	9.8	Not Detected	26	Not Detected
Freon 11	2.4	Not Detected	14	Not Detected
Ethanol	9.8	25	18	47
Freon 113	2.4	Not Detected	19	Not Detected
1,1-Dichloroethene	2.4	Not Detected	9.7	Not Detected
Acetone	24	31	58	73
2-Propanol	9.8	20	24	50
Carbon Disulfide	9.8	Not Detected	30	Not Detected
3-Chloropropene	9.8	Not Detected	31	Not Detected
Methylene Chloride	24	~~1.6 J~~ U	85	~~5.6 J~~ U
Methyl tert-butyl ether	2.4	Not Detected	8.8	Not Detected
trans-1,2-Dichloroethene	2.4	Not Detected	9.7	Not Detected
Hexane	2.4	0.88 J	8.6	3.1 J
1,1-Dichloroethane	2.4	Not Detected	9.9	Not Detected
2-Butanone (Methyl Ethyl Ketone)	9.8	9.3 J	29	27 J
cis-1,2-Dichloroethene	2.4	Not Detected	9.7	Not Detected
Tetrahydrofuran	2.4	1.6 J	7.2	4.7 J
Chloroform	2.4	Not Detected	12	Not Detected
1,1,1-Trichloroethane	2.4	Not Detected	13	Not Detected
Cyclohexane	2.4	4.8	8.4	16
Carbon Tetrachloride	2.4	Not Detected	15	Not Detected
2,2,4-Trimethylpentane	2.4	650	11	3000
Benzene	2.4	37	7.8	120
1,2-Dichloroethane	2.4	Not Detected	9.9	Not Detected
Heptane	2.4	Not Detected	10	Not Detected
Trichloroethene	2.4	Not Detected	13	Not Detected
1,2-Dichloropropane	2.4	Not Detected	11	Not Detected
1,4-Dioxane	9.8	Not Detected	35	Not Detected
Bromodichloromethane	2.4	Not Detected	16	Not Detected
cis-1,3-Dichloropropene	2.4	Not Detected	11	Not Detected
4-Methyl-2-pentanone	2.4	29	10	120
Toluene	2.4	28	9.2	100
trans-1,3-Dichloropropene	2.4	Not Detected	11	Not Detected
1,1,2-Trichloroethane	2.4	Not Detected	13	Not Detected
Tetrachloroethene	2.4	Not Detected	17	Not Detected
2-Hexanone	9.8	Not Detected	40	Not Detected

eurofins

Air Toxics

Client Sample ID: VMP-7-5-073112

Lab ID#: 1208070A-02A

EPA METHOD TO-15 GC/MS FULL SCAN

File Name:	**2081011**	**Date of Collection:**	**7/31/12 9:14:00 AM**
Dil. Factor:	**4.90**	**Date of Analysis:**	**8/11/12 08:49 AM**

Compound	Rpt. Limit (ppbv)	Amount (ppbv)	Rpt. Limit (ug/m3)	Amount (ug/m3)
Dibromochloromethane	2.4	Not Detected	21	Not Detected
1,2-Dibromoethane (EDB)	2.4	Not Detected	19	Not Detected
Chlorobenzene	2.4	0.80 J	11	3.7 J
Ethyl Benzene	2.4	0.89 J	11	3.8 J
m,p-Xylene	2.4	2.2 J	11	9.8 J
o-Xylene	2.4	0.71 J	11	3.1 J
Styrene	2.4	0.36 J	10	1.5 J
Bromoform	2.4	Not Detected	25	Not Detected
Cumene	2.4	7.5	12	37
1,1,2,2-Tetrachloroethane	2.4	Not Detected	17	Not Detected
Propylbenzene	2.4	0.19 J	12	0.95 J
4-Ethyltoluene	2.4	Not Detected	12	Not Detected
1,3,5-Trimethylbenzene	2.4	Not Detected	12	Not Detected
1,2,4-Trimethylbenzene	2.4	0.34 J	12	1.7 J
1,3-Dichlorobenzene	2.4	Not Detected	15	Not Detected
1,4-Dichlorobenzene	2.4	Not Detected	15	Not Detected
alpha-Chlorotoluene	2.4	Not Detected	13	Not Detected
1,2-Dichlorobenzene	2.4	Not Detected	15	Not Detected
1,2,4-Trichlorobenzene	9.8	Not Detected	73	Not Detected
Hexachlorobutadiene	9.8	Not Detected	100	Not Detected
Butane	9.8	5.5 J	23	13 J
Isopentane	9.8	35	29	100

J = Estimated value.

Container Type: 1 Liter Summa Canister

Surrogates	%Recovery	Method Limits
Toluene-d8	119	70-130
1,2-Dichloroethane-d4	100	70-130
4-Bromofluorobenzene	90	70-130

eurofins

Air Toxics

Client Sample ID: VMP-8-5-073112

Lab ID#: 1208070A-03A

EPA METHOD TO-15 GC/MS FULL SCAN

File Name:	2081012	**Date of Collection:**	7/31/12 10:45:00 AM
Dil. Factor:	2.06	**Date of Analysis:**	8/11/12 09:44 AM

Compound	Rpt. Limit (ppbv)	Amount (ppbv)	Rpt. Limit (ug/m3)	Amount (ug/m3)
Freon 12	1.0	0.52 J	5.1	2.6 J
Freon 114	1.0	Not Detected	7.2	Not Detected
Chloromethane	10	Not Detected	21	Not Detected
Vinyl Chloride	1.0	Not Detected	2.6	Not Detected
1,3-Butadiene	1.0	Not Detected	2.3	Not Detected
Bromomethane	10	Not Detected	40	Not Detected
Chloroethane	4.1	Not Detected	11	Not Detected
Freon 11	1.0	0.20 J	5.8	1.1 J
Ethanol	4.1	32	7.8	61
Freon 113	1.0	Not Detected	7.9	Not Detected
1,1-Dichloroethene	1.0	Not Detected	4.1	Not Detected
Acetone	10	33	24	78
2-Propanol	4.1	26	10	64
Carbon Disulfide	4.1	2.6 J	13	8.2 J
3-Chloropropene	4.1	Not Detected	13	Not Detected
Methylene Chloride	10	~~0.64 J~~ U	36	~~2.2 J~~ U
Methyl tert-butyl ether	1.0	Not Detected	3.7	Not Detected
trans-1,2-Dichloroethene	1.0	Not Detected	4.1	Not Detected
Hexane	1.0	0.56 J	3.6	2.0 J
1,1-Dichloroethane	1.0	Not Detected	4.2	Not Detected
2-Butanone (Methyl Ethyl Ketone)	4.1	16	12	47
cis-1,2-Dichloroethene	1.0	Not Detected	4.1	Not Detected
Tetrahydrofuran	1.0	1.6	3.0	4.8
Chloroform	1.0	0.22 J	5.0	1.1 J
1,1,1-Trichloroethane	1.0	Not Detected	5.6	Not Detected
Cyclohexane	1.0	0.80 J	3.5	2.8 J
Carbon Tetrachloride	1.0	Not Detected	6.5	Not Detected
2,2,4-Trimethylpentane	1.0	24	4.8	110
Benzene	1.0	20	3.3	64
1,2-Dichloroethane	1.0	Not Detected	4.2	Not Detected
Heptane	1.0	2.7	4.2	11
Trichloroethene	1.0	Not Detected	5.5	Not Detected
1,2-Dichloropropane	1.0	Not Detected	4.8	Not Detected
1,4-Dioxane	4.1	Not Detected	15	Not Detected
Bromodichloromethane	1.0	Not Detected	6.9	Not Detected
cis-1,3-Dichloropropene	1.0	Not Detected	4.7	Not Detected
4-Methyl-2-pentanone	1.0	50	4.2	200
Toluene	1.0	38	3.9	140
trans-1,3-Dichloropropene	1.0	Not Detected	4.7	Not Detected
1,1,2-Trichloroethane	1.0	Not Detected	5.6	Not Detected
Tetrachloroethene	1.0	0.41 J	7.0	2.8 J
2-Hexanone	4.1	0.61 J	17	2.5 J

eurofins

Air Toxics

Client Sample ID: VMP-8-5-073112

Lab ID#: 1208070A-03A

EPA METHOD TO-15 GC/MS FULL SCAN

File Name:	2081012	Date of Collection:	7/31/12 10:45:00 AM
Dil. Factor:	2.06	Date of Analysis:	8/11/12 09:44 AM

Compound	Rpt. Limit (ppbv)	Amount (ppbv)	Rpt. Limit (ug/m3)	Amount (ug/m3)
Dibromochloromethane	1.0	Not Detected	8.8	Not Detected
1,2-Dibromoethane (EDB)	1.0	Not Detected	7.9	Not Detected
Chlorobenzene	1.0	Not Detected	4.7	Not Detected
Ethyl Benzene	1.0	1.0	4.5	4.4
m,p-Xylene	1.0	2.8	4.5	12
o-Xylene	1.0	0.78 J	4.5	3.4 J
Styrene	1.0	0.44 J	4.4	1.9 J
Bromoform	1.0	Not Detected	11	Not Detected
Cumene	1.0	12	5.1	57
1,1,2,2-Tetrachloroethane	1.0	Not Detected	7.1	Not Detected
Propylbenzene	1.0	0.11 J	5.1	0.54 J
4-Ethyltoluene	1.0	0.14 J	5.1	0.67 J
1,3,5-Trimethylbenzene	1.0	Not Detected	5.1	Not Detected
1,2,4-Trimethylbenzene	1.0	0.38 J	5.1	1.9 J
1,3-Dichlorobenzene	1.0	Not Detected	6.2	Not Detected
1,4-Dichlorobenzene	1.0	Not Detected	6.2	Not Detected
alpha-Chlorotoluene	1.0	Not Detected	5.3	Not Detected
1,2-Dichlorobenzene	1.0	Not Detected	6.2	Not Detected
1,2,4-Trichlorobenzene	4.1	Not Detected	30	Not Detected
Hexachlorobutadiene	4.1	Not Detected	44	Not Detected
Butane	4.1	Not Detected	9.8	Not Detected
Isopentane	4.1	3.9 J	12	11 J

J = Estimated value.

Container Type: 1 Liter Summa Canister

Surrogates	%Recovery	Method Limits
Toluene-d8	118	70-130
1,2-Dichloroethane-d4	106	70-130
4-Bromofluorobenzene	90	70-130

eurofins | Air Toxics

Client Sample ID: VMP-29-10-073012 *Use these results only. All other data was reported from the 21.2x dilution analysis.*

Lab ID#: 1208070A-04A

EPA METHOD TO-15 GC/MS FULL SCAN

File Name:	2081108	Date of Collection:	7/30/12 9:46:00 AM
Dil. Factor:	31.8	Date of Analysis:	8/11/12 09:18 PM

Compound	Rpt. Limit (ppbv)	Amount (ppbv)	Rpt. Limit (ug/m3)	Amount (ug/m3)
Freon 12	16	Not Detected	79	Not Detected
Freon 114	16	Not Detected	110	Not Detected
Chloromethane	160	Not Detected	330	Not Detected
Vinyl Chloride	16	Not Detected	41	Not Detected
1,3-Butadiene	16	Not Detected	35	Not Detected
Bromomethane	160	Not Detected	620	Not Detected
Chloroethane	64	Not Detected	170	Not Detected
Freon 11	16	Not Detected	89	Not Detected
Ethanol	64	Not Detected	120	Not Detected
Freon 113	16	Not Detected	120	Not Detected
1,1-Dichloroethene	16	Not Detected	63	Not Detected
Acetone	160	1600	380	3800
2-Propanol	64	23 J	160	57 J
Carbon Disulfide	64	110	200	340
3-Chloropropene	64	Not Detected	200	Not Detected
Methylene Chloride	160	Not Detected	550	Not Detected
Methyl tert-butyl ether	16	Not Detected	57	Not Detected
trans-1,2-Dichloroethene	16	Not Detected	63	Not Detected
Hexane	16	Not Detected	56	Not Detected
1,1-Dichloroethane	16	Not Detected	64	Not Detected
2-Butanone (Methyl Ethyl Ketone)	64	4300	190	12000
cis-1,2-Dichloroethene	16	Not Detected	63	Not Detected
Tetrahydrofuran	16	2700	47	8000
Chloroform	16	Not Detected	78	Not Detected
1,1,1-Trichloroethane	16	Not Detected	87	Not Detected
Cyclohexane	16	Not Detected	55	Not Detected
Carbon Tetrachloride	16	Not Detected	100	Not Detected
2,2,4-Trimethylpentane	16	Not Detected	74	Not Detected
Benzene	16	Not Detected	51	Not Detected
1,2-Dichloroethane	16	Not Detected	64	Not Detected
Heptane	16	Not Detected	65	Not Detected
Trichloroethene	16	Not Detected	85	Not Detected
1,2-Dichloropropane	16	Not Detected	73	Not Detected
1,4-Dioxane	64	Not Detected	230	Not Detected
Bromodichloromethane	16	Not Detected	110	Not Detected
cis-1,3-Dichloropropene	16	Not Detected	72	Not Detected
4-Methyl-2-pentanone	16	17	65	72
Toluene	16	14 J	60	51 J
trans-1,3-Dichloropropene	16	Not Detected	72	Not Detected
1,1,2-Trichloroethane	16	Not Detected	87	Not Detected
Tetrachloroethene	16	Not Detected	110	Not Detected
2-Hexanone	64	Not Detected	260	Not Detected

eurofins

Air Toxics

Client Sample ID: VMP-29-10-073012

Lab ID#: 1208070A-04A

EPA METHOD TO-15 GC/MS FULL SCAN

File Name:	**2081108**	**Date of Collection: 7/30/12 9:46:00 AM**	
Dil. Factor:	**31.8**	**Date of Analysis: 8/11/12 09:18 PM**	

Compound	Rpt. Limit (ppbv)	Amount (ppbv)	Rpt. Limit (ug/m3)	Amount (ug/m3)
Dibromochloromethane	16	Not Detected	140	Not Detected
1,2-Dibromoethane (EDB)	16	Not Detected	120	Not Detected
Chlorobenzene	16	Not Detected	73	Not Detected
Ethyl Benzene	16	Not Detected	69	Not Detected
m,p-Xylene	16	Not Detected	69	Not Detected
o-Xylene	16	Not Detected	69	Not Detected
Styrene	16	Not Detected	68	Not Detected
Bromoform	16	Not Detected	160	Not Detected
Cumene	16	5.3 J	78	26 J
1,1,2,2-Tetrachloroethane	16	Not Detected	110	Not Detected
Propylbenzene	16	Not Detected	78	Not Detected
4-Ethyltoluene	16	Not Detected	78	Not Detected
1,3,5-Trimethylbenzene	16	Not Detected	78	Not Detected
1,2,4-Trimethylbenzene	16	Not Detected	78	Not Detected
1,3-Dichlorobenzene	16	Not Detected	96	Not Detected
1,4-Dichlorobenzene	16	Not Detected	96	Not Detected
alpha-Chlorotoluene	16	Not Detected	82	Not Detected
1,2-Dichlorobenzene	16	Not Detected	96	Not Detected
1,2,4-Trichlorobenzene	64	Not Detected	470	Not Detected
Hexachlorobutadiene	64	Not Detected	680	Not Detected
Butane	64	Not Detected	150	Not Detected
Isopentane	64	Not Detected	190	Not Detected

J = Estimated value.

Container Type: 1 Liter Summa Canister

Surrogates	%Recovery	Method Limits
Toluene-d8	106	70-130
1,2-Dichloroethane-d4	107	70-130
4-Bromofluorobenzene	104	70-130

eurofins

Air Toxics * Do not use this data Use all other data.

Client Sample ID: VMP-29-10-073012

Lab ID#: 1208070A-04B

EPA METHOD TO-15 GC/MS FULL SCAN

File Name:	**2081107**	**Date of Collection:**	**7/30/12 9:46:00 AM**
Dil. Factor:	**21.2**	**Date of Analysis:**	**8/11/12 08:39 PM**

Compound	Rpt. Limit (ppbv)	Amount (ppbv)	Rpt. Limit (ug/m3)	Amount (ug/m3)
Freon 12	11	Not Detected	52	Not Detected
Freon 114	11	Not Detected	74	Not Detected
Chloromethane	110	Not Detected	220	Not Detected
Vinyl Chloride	11	Not Detected	27	Not Detected
1,3-Butadiene	11	Not Detected	23	Not Detected
Bromomethane	110	Not Detected	410	Not Detected
Chloroethane	42	Not Detected	110	Not Detected
Freon 11	11	Not Detected	60	Not Detected
Ethanol	42	18 J	80	34 J
Freon 113	11	Not Detected	81	Not Detected
1,1-Dichloroethene	11	Not Detected	42	Not Detected
Acetone	110	1800	250	4400
2-Propanol	42	26 J	100	65 J
Carbon Disulfide	42	120	130	390
3-Chloropropene	42	Not Detected	130	Not Detected
Methylene Chloride	110	Not Detected	370	Not Detected
Methyl tert-butyl ether	11	Not Detected	38	Not Detected
trans-1,2-Dichloroethene	11	Not Detected	42	Not Detected
Hexane	11	Not Detected	37	Not Detected
1,1-Dichloroethane	11	Not Detected	43	Not Detected
~~2-Butanone (Methyl Ethyl Ketone)~~ *	~~42~~	~~4700 E~~	~~120~~	~~14000 E~~
cis-1,2-Dichloroethene	11	Not Detected	42	Not Detected
Tetrahydrofuran	11	2900	31	8600
Chloroform	11	Not Detected	52	Not Detected
1,1,1-Trichloroethane	11	Not Detected	58	Not Detected
Cyclohexane	11	Not Detected	36	Not Detected
Carbon Tetrachloride	11	Not Detected	67	Not Detected
2,2,4-Trimethylpentane	11	Not Detected	50	Not Detected
Benzene	11	Not Detected	34	Not Detected
1,2-Dichloroethane	11	Not Detected	43	Not Detected
Heptane	11	Not Detected	43	Not Detected
Trichloroethene	11	Not Detected	57	Not Detected
1,2-Dichloropropane	11	Not Detected	49	Not Detected
1,4-Dioxane	42	Not Detected	150	Not Detected
Bromodichloromethane	11	Not Detected	71	Not Detected
cis-1,3-Dichloropropene	11	Not Detected	48	Not Detected
4-Methyl-2-pentanone	11	20	43	82
Toluene	11	15	40	55
trans-1,3-Dichloropropene	11	Not Detected	48	Not Detected
1,1,2-Trichloroethane	11	Not Detected	58	Not Detected
Tetrachloroethene	11	Not Detected	72	Not Detected
2-Hexanone	42	Not Detected	170	Not Detected

eurofins

Air Toxics

Client Sample ID: VMP-29-10-073012

Lab ID#: 1208070A-04B

EPA METHOD TO-15 GC/MS FULL SCAN

File Name:	**2081107**	**Date of Collection: 7/30/12 9:46:00 AM**	
Dil. Factor:	**21.2**	**Date of Analysis: 8/11/12 08:39 PM**	

Compound	Rpt. Limit (ppbv)	Amount (ppbv)	Rpt. Limit (ug/m3)	Amount (ug/m3)
Dibromochloromethane	11	Not Detected	90	Not Detected
1,2-Dibromoethane (EDB)	11	Not Detected	81	Not Detected
Chlorobenzene	11	Not Detected	49	Not Detected
Ethyl Benzene	11	Not Detected	46	Not Detected
m,p-Xylene	11	Not Detected	46	Not Detected
o-Xylene	11	Not Detected	46	Not Detected
Styrene	11	Not Detected	45	Not Detected
Bromoform	11	Not Detected	110	Not Detected
Cumene	11	5.1 J	52	25 J
1,1,2,2-Tetrachloroethane	11	Not Detected	73	Not Detected
Propylbenzene	11	Not Detected	52	Not Detected
4-Ethyltoluene	11	Not Detected	52	Not Detected
1,3,5-Trimethylbenzene	11	Not Detected	52	Not Detected
1,2,4-Trimethylbenzene	11	Not Detected	52	Not Detected
1,3-Dichlorobenzene	11	Not Detected	64	Not Detected
1,4-Dichlorobenzene	11	Not Detected	64	Not Detected
alpha-Chlorotoluene	11	Not Detected	55	Not Detected
1,2-Dichlorobenzene	11	Not Detected	64	Not Detected
1,2,4-Trichlorobenzene	42	Not Detected	310	Not Detected
Hexachlorobutadiene	42	Not Detected	450	Not Detected
Butane	42	Not Detected	100	Not Detected
Isopentane	42	Not Detected	120	Not Detected

J = Estimated value.
E = Exceeds instrument calibration range.
Container Type: 1 Liter Summa Canister

Surrogates	%Recovery	Method Limits
Toluene-d8	105	70-130
1,2-Dichloroethane-d4	103	70-130
4-Bromofluorobenzene	93	70-130

eurofins | Air Toxics

Client Sample ID: VMP-29-20-073012

Lab ID#: 1208070A-05A

EPA METHOD TO-15 GC/MS

File Name:	14080721	Date of Collection:	7/30/12 10:42:00 AM
Dil. Factor:	25.1	Date of Analysis:	8/8/12 08:07 AM

Compound	Rpt. Limit (ppbv)	Amount (ppbv)	Rpt. Limit (ug/m3)	Amount (ug/m3)
Freon 12	120	Not Detected	620	Not Detected
Freon 114	120	Not Detected	880	Not Detected
Chloromethane	500	Not Detected	1000	Not Detected
Vinyl Chloride	120	Not Detected	320	Not Detected
1,3-Butadiene	120	Not Detected	280	Not Detected
Bromomethane	120	Not Detected	490	Not Detected
Chloroethane	500	Not Detected	1300	Not Detected
Freon 11	120	Not Detected	700	Not Detected
Ethanol	500	160 J	940	300 J
Freon 113	120	Not Detected	960	Not Detected
1,1-Dichloroethene	120	Not Detected	500	Not Detected
Acetone	500	73000	1200	170000
2-Propanol	500	380 J	1200	950 J
Carbon Disulfide	120	270	390	830
3-Chloropropene	500	Not Detected	1600	Not Detected
Methylene Chloride	120	Not Detected	440	Not Detected
Methyl tert-butyl ether	120	Not Detected	450	Not Detected
trans-1,2-Dichloroethene	120	Not Detected	500	Not Detected
Hexane	120	Not Detected	440	Not Detected
1,1-Dichloroethane	120	Not Detected	510	Not Detected
2-Butanone (Methyl Ethyl Ketone)	500	91000	1500	270000
cis-1,2-Dichloroethene	120	Not Detected	500	Not Detected
Tetrahydrofuran	120	66000	370	190000
Chloroform	120	Not Detected	610	Not Detected
1,1,1-Trichloroethane	120	Not Detected	680	Not Detected
Cyclohexane	120	Not Detected	430	Not Detected
Carbon Tetrachloride	120	Not Detected	790	Not Detected
2,2,4-Trimethylpentane	120	Not Detected	590	Not Detected
Benzene	120	20 J	400	66 J
1,2-Dichloroethane	120	Not Detected	510	Not Detected
Heptane	120	Not Detected	510	Not Detected
Trichloroethene	120	Not Detected	670	Not Detected
1,2-Dichloropropane	120	Not Detected	580	Not Detected
1,4-Dioxane	500	Not Detected	1800	Not Detected
Bromodichloromethane	120	Not Detected	840	Not Detected
cis-1,3-Dichloropropene	120	Not Detected	570	Not Detected
4-Methyl-2-pentanone	120	Not Detected	510	Not Detected
Toluene	120	12 J	470	45 J
trans-1,3-Dichloropropene	120	Not Detected	570	Not Detected
1,1,2-Trichloroethane	120	Not Detected	680	Not Detected
Tetrachloroethene	120	Not Detected	850	Not Detected
2-Hexanone	500	Not Detected	2000	Not Detected

eurofins | Air Toxics

Client Sample ID: VMP-29-20-073012

Lab ID#: 1208070A-05A

EPA METHOD TO-15 GC/MS

File Name:	**14080721**	**Date of Collection:**	**7/30/12 10:42:00 AM**
Dil. Factor:	**25.1**	**Date of Analysis:**	**8/8/12 08:07 AM**

Compound	Rpt. Limit (ppbv)	Amount (ppbv)	Rpt. Limit (ug/m3)	Amount (ug/m3)
Dibromochloromethane	120	Not Detected	1100	Not Detected
1,2-Dibromoethane (EDB)	120	Not Detected	960	Not Detected
Chlorobenzene	120	Not Detected	580	Not Detected
Ethyl Benzene	120	Not Detected	540	Not Detected
m,p-Xylene	120	Not Detected	540	Not Detected
o-Xylene	120	Not Detected	540	Not Detected
Styrene	120	Not Detected	530	Not Detected
Bromoform	120	Not Detected	1300	Not Detected
Cumene	120	Not Detected	620	Not Detected
1,1,2,2-Tetrachloroethane	120	Not Detected	860	Not Detected
Propylbenzene	120	Not Detected	620	Not Detected
4-Ethyltoluene	120	Not Detected	620	Not Detected
1,3,5-Trimethylbenzene	120	Not Detected	620	Not Detected
1,2,4-Trimethylbenzene	120	Not Detected	620	Not Detected
1,3-Dichlorobenzene	120	Not Detected	750	Not Detected
1,4-Dichlorobenzene	120	Not Detected	750	Not Detected
alpha-Chlorotoluene	120	Not Detected	650	Not Detected
1,2-Dichlorobenzene	120	Not Detected	750	Not Detected
1,2,4-Trichlorobenzene	500	Not Detected	3700	Not Detected
Hexachlorobutadiene	500	Not Detected	5400	Not Detected
Butane	500	Not Detected	1200	Not Detected
Isopentane	500	Not Detected	1500	Not Detected

J = Estimated value.

Container Type: 1 Liter Summa Canister

Surrogates	%Recovery	Method Limits
1,2-Dichloroethane-d4	113	70-130
Toluene-d8	102	70-130
4-Bromofluorobenzene	102	70-130

eurofins

Air Toxics

Client Sample ID: VMP-29-20-073012-Dup

Lab ID#: 1208070A-06A

EPA METHOD TO-15 GC/MS

File Name:	**14080722**	**Date of Collection:**	**7/30/12 10:42:00 AM**
Dil. Factor:	**23.4**	**Date of Analysis:**	**8/8/12 08:26 AM**

Compound	Rpt. Limit (ppbv)	Amount (ppbv)	Rpt. Limit (ug/m3)	Amount (ug/m3)
Freon 12	120	Not Detected	580	Not Detected
Freon 114	120	Not Detected	820	Not Detected
Chloromethane	470	Not Detected	970	Not Detected
Vinyl Chloride	120	Not Detected	300	Not Detected
1,3-Butadiene	120	Not Detected	260	Not Detected
Bromomethane	120	Not Detected	450	Not Detected
Chloroethane	470	Not Detected	1200	Not Detected
Freon 11	120	Not Detected	660	Not Detected
Ethanol	470	99 J	880	190 J
Freon 113	120	Not Detected	900	Not Detected
1,1-Dichloroethene	120	Not Detected	460	Not Detected
Acetone	470	64000	1100	150000
2-Propanol	470	350 J	1200	860 J
Carbon Disulfide	120	240	360	740
3-Chloropropene	470	Not Detected	1500	Not Detected
Methylene Chloride	120	Not Detected	410	Not Detected
Methyl tert-butyl ether	120	Not Detected	420	Not Detected
trans-1,2-Dichloroethene	120	Not Detected	460	Not Detected
Hexane	120	Not Detected	410	Not Detected
1,1-Dichloroethane	120	Not Detected	470	Not Detected
2-Butanone (Methyl Ethyl Ketone)	470	81000	1400	240000
cis-1,2-Dichloroethene	120	Not Detected	460	Not Detected
Tetrahydrofuran	120	58000	340	170000
Chloroform	120	Not Detected	570	Not Detected
1,1,1-Trichloroethane	120	Not Detected	640	Not Detected
Cyclohexane	120	Not Detected	400	Not Detected
Carbon Tetrachloride	120	Not Detected	740	Not Detected
2,2,4-Trimethylpentane	120	Not Detected	550	Not Detected
Benzene	120	15 J	370	47 J
1,2-Dichloroethane	120	Not Detected	470	Not Detected
Heptane	120	Not Detected	480	Not Detected
Trichloroethene	120	Not Detected	630	Not Detected
1,2-Dichloropropane	120	Not Detected	540	Not Detected
1,4-Dioxane	470	Not Detected	1700	Not Detected
Bromodichloromethane	120	Not Detected	780	Not Detected
cis-1,3-Dichloropropene	120	Not Detected	530	Not Detected
4-Methyl-2-pentanone	120	Not Detected	480	Not Detected
Toluene	120	11 J	440	41 J
trans-1,3-Dichloropropene	120	Not Detected	530	Not Detected
1,1,2-Trichloroethane	120	Not Detected	640	Not Detected
Tetrachloroethene	120	Not Detected	790	Not Detected
2-Hexanone	470	Not Detected	1900	Not Detected

eurofins | Air Toxics

Client Sample ID: VMP-29-20-073012-Dup

Lab ID#: 1208070A-06A

EPA METHOD TO-15 GC/MS

File Name:	14080722	Date of Collection:	7/30/12 10:42:00 AM
Dil. Factor:	23.4	Date of Analysis:	8/8/12 08:26 AM

Compound	Rpt. Limit (ppbv)	Amount (ppbv)	Rpt. Limit (ug/m3)	Amount (ug/m3)
Dibromochloromethane	120	Not Detected	1000	Not Detected
1,2-Dibromoethane (EDB)	120	Not Detected	900	Not Detected
Chlorobenzene	120	Not Detected	540	Not Detected
Ethyl Benzene	120	Not Detected	510	Not Detected
m,p-Xylene	120	Not Detected	510	Not Detected
o-Xylene	120	Not Detected	510	Not Detected
Styrene	120	Not Detected	500	Not Detected
Bromoform	120	Not Detected	1200	Not Detected
Cumene	120	Not Detected	580	Not Detected
1,1,2,2-Tetrachloroethane	120	Not Detected	800	Not Detected
Propylbenzene	120	Not Detected	580	Not Detected
4-Ethyltoluene	120	Not Detected	580	Not Detected
1,3,5-Trimethylbenzene	120	Not Detected	580	Not Detected
1,2,4-Trimethylbenzene	120	Not Detected	580	Not Detected
1,3-Dichlorobenzene	120	Not Detected	700	Not Detected
1,4-Dichlorobenzene	120	Not Detected	700	Not Detected
alpha-Chlorotoluene	120	Not Detected	600	Not Detected
1,2-Dichlorobenzene	120	Not Detected	700	Not Detected
1,2,4-Trichlorobenzene	470	Not Detected	3500	Not Detected
Hexachlorobutadiene	470	Not Detected	5000	Not Detected
Butane	470	Not Detected	1100	Not Detected
Isopentane	470	Not Detected	1400	Not Detected

J = Estimated value.

Container Type: 1 Liter Summa Canister

Surrogates	%Recovery	Method Limits
1,2-Dichloroethane-d4	112	70-130
Toluene-d8	101	70-130
4-Bromofluorobenzene	102	70-130

eurofins

Air Toxics

Client Sample ID: VMP-29-30-073012

Lab ID#: 1208070A-07A

EPA METHOD TO-15 GC/MS

File Name:	**14080724**	**Date of Collection:**	**7/30/12 11:29:00 AM**
Dil. Factor:	**4.12**	**Date of Analysis:**	**8/8/12 09:22 AM**

Compound	Rpt. Limit (ppbv)	Amount (ppbv)	Rpt. Limit (ug/m3)	Amount (ug/m3)
Freon 12	21	Not Detected	100	Not Detected
Freon 114	21	Not Detected	140	Not Detected
Chloromethane	82	Not Detected	170	Not Detected
Vinyl Chloride	21	Not Detected	53	Not Detected
1,3-Butadiene	21	Not Detected	46	Not Detected
Bromomethane	21	Not Detected	80	Not Detected
Chloroethane	82	Not Detected	220	Not Detected
Freon 11	21	Not Detected	120	Not Detected
Ethanol	82	98	160	180
Freon 113	21	Not Detected	160	Not Detected
1,1-Dichloroethene	21	Not Detected	82	Not Detected
Acetone	82	11000	200	26000
2-Propanol	82	320	200	780
Carbon Disulfide	21	100	64	320
3-Chloropropene	82	Not Detected	260	Not Detected
Methylene Chloride	21	Not Detected	72	Not Detected
Methyl tert-butyl ether	21	Not Detected	74	Not Detected
trans-1,2-Dichloroethene	21	Not Detected	82	Not Detected
Hexane	21	Not Detected	73	Not Detected
1,1-Dichloroethane	21	Not Detected	83	Not Detected
2-Butanone (Methyl Ethyl Ketone)	82	20000	240	60000
cis-1,2-Dichloroethene	21	Not Detected	82	Not Detected
Tetrahydrofuran	21	16000	61	48000
Chloroform	21	4.0 J	100	20 J
1,1,1-Trichloroethane	21	Not Detected	110	Not Detected
Cyclohexane	21	Not Detected	71	Not Detected
Carbon Tetrachloride	21	Not Detected	130	Not Detected
2,2,4-Trimethylpentane	21	Not Detected	96	Not Detected
Benzene	21	18 J	66	57 J
1,2-Dichloroethane	21	Not Detected	83	Not Detected
Heptane	21	Not Detected	84	Not Detected
Trichloroethene	21	Not Detected	110	Not Detected
1,2-Dichloropropane	21	Not Detected	95	Not Detected
1,4-Dioxane	82	Not Detected	300	Not Detected
Bromodichloromethane	21	Not Detected	140	Not Detected
cis-1,3-Dichloropropene	21	Not Detected	93	Not Detected
4-Methyl-2-pentanone	21	22	84	91
Toluene	21	16 J	78	60 J
trans-1,3-Dichloropropene	21	Not Detected	93	Not Detected
1,1,2-Trichloroethane	21	Not Detected	110	Not Detected
Tetrachloroethene	21	Not Detected	140	Not Detected
2-Hexanone	82	Not Detected	340	Not Detected

eurofins | Air Toxics

Client Sample ID: VMP-29-30-073012

Lab ID#: 1208070A-07A

EPA METHOD TO-15 GC/MS

File Name:	**14080724**	**Date of Collection:**	**7/30/12 11:29:00 AM**
Dil. Factor:	**4.12**	**Date of Analysis:**	**8/8/12 09:22 AM**

Compound	Rpt. Limit (ppbv)	Amount (ppbv)	Rpt. Limit (ug/m3)	Amount (ug/m3)
Dibromochloromethane	21	Not Detected	180	Not Detected
1,2-Dibromoethane (EDB)	21	Not Detected	160	Not Detected
Chlorobenzene	21	Not Detected	95	Not Detected
Ethyl Benzene	21	Not Detected	89	Not Detected
m,p-Xylene	21	Not Detected	89	Not Detected
o-Xylene	21	Not Detected	89	Not Detected
Styrene	21	Not Detected	88	Not Detected
Bromoform	21	Not Detected	210	Not Detected
Cumene	21	6.2 J	100	31 J
1,1,2,2-Tetrachloroethane	21	Not Detected	140	Not Detected
Propylbenzene	21	Not Detected	100	Not Detected
4-Ethyltoluene	21	Not Detected	100	Not Detected
1,3,5-Trimethylbenzene	21	Not Detected	100	Not Detected
1,2,4-Trimethylbenzene	21	Not Detected	100	Not Detected
1,3-Dichlorobenzene	21	Not Detected	120	Not Detected
1,4-Dichlorobenzene	21	Not Detected	120	Not Detected
alpha-Chlorotoluene	21	Not Detected	110	Not Detected
1,2-Dichlorobenzene	21	Not Detected	120	Not Detected
1,2,4-Trichlorobenzene	82	Not Detected	610	Not Detected
Hexachlorobutadiene	82	Not Detected	880	Not Detected
Butane	82	Not Detected	200	Not Detected
Isopentane	82	30 J	240	90 J

J = Estimated value.

Container Type: 1 Liter Summa Canister

Surrogates	%Recovery	Method Limits
1,2-Dichloroethane-d4	112	70-130
Toluene-d8	101	70-130
4-Bromofluorobenzene	104	70-130

eurofins

Air Toxics

Client Sample ID: VMP-30-10-073012

Lab ID#: 1208070A-08A

EPA METHOD TO-15 GC/MS

File Name:	14080725	**Date of Collection:**	7/30/12 9:40:00 AM
Dil. Factor:	7.48	**Date of Analysis:**	8/8/12 09:46 AM

Compound	Rpt. Limit (ppbv)	Amount (ppbv)	Rpt. Limit (ug/m3)	Amount (ug/m3)
Freon 12	37	Not Detected	180	Not Detected
Freon 114	37	Not Detected	260	Not Detected
Chloromethane	150	Not Detected	310	Not Detected
Vinyl Chloride	37	Not Detected	96	Not Detected
1,3-Butadiene	37	Not Detected	83	Not Detected
Bromomethane	37	Not Detected	140	Not Detected
Chloroethane	150	Not Detected	390	Not Detected
Freon 11	37	Not Detected	210	Not Detected
Ethanol	150	Not Detected	280	Not Detected
Freon 113	37	Not Detected	290	Not Detected
1,1-Dichloroethene	37	Not Detected	150	Not Detected
Acetone	150	15000	360	35000
2-Propanol	150	120 J	370	300 J
Carbon Disulfide	37	66	120	200
3-Chloropropene	150	Not Detected	470	Not Detected
Methylene Chloride	37	Not Detected	130	Not Detected
Methyl tert-butyl ether	37	Not Detected	130	Not Detected
trans-1,2-Dichloroethene	37	Not Detected	150	Not Detected
Hexane	37	Not Detected	130	Not Detected
1,1-Dichloroethane	37	Not Detected	150	Not Detected
2-Butanone (Methyl Ethyl Ketone)	150	33000	440	97000
cis-1,2-Dichloroethene	37	Not Detected	150	Not Detected
Tetrahydrofuran	37	24000	110	69000
Chloroform	37	Not Detected	180	Not Detected
1,1,1-Trichloroethane	37	Not Detected	200	Not Detected
Cyclohexane	37	Not Detected	130	Not Detected
Carbon Tetrachloride	37	Not Detected	240	Not Detected
2,2,4-Trimethylpentane	37	Not Detected	170	Not Detected
Benzene	37	4.8 J	120	16 J
1,2-Dichloroethane	37	Not Detected	150	Not Detected
Heptane	37	Not Detected	150	Not Detected
Trichloroethene	37	Not Detected	200	Not Detected
1,2-Dichloropropane	37	Not Detected	170	Not Detected
1,4-Dioxane	150	Not Detected	540	Not Detected
Bromodichloromethane	37	Not Detected	250	Not Detected
cis-1,3-Dichloropropene	37	Not Detected	170	Not Detected
4-Methyl-2-pentanone	37	Not Detected	150	Not Detected
Toluene	37	7.1 J	140	27 J
trans-1,3-Dichloropropene	37	Not Detected	170	Not Detected
1,1,2-Trichloroethane	37	Not Detected	200	Not Detected
Tetrachloroethene	37	Not Detected	250	Not Detected
2-Hexanone	150	Not Detected	610	Not Detected

eurofins

Air Toxics

Client Sample ID: VMP-30-10-073012

Lab ID#: 1208070A-08A

EPA METHOD TO-15 GC/MS

File Name:	14080725	Date of Collection:	7/30/12 9:40:00 AM
Dil. Factor:	7.48	Date of Analysis:	8/8/12 09:46 AM

Compound	Rpt. Limit (ppbv)	Amount (ppbv)	Rpt. Limit (ug/m3)	Amount (ug/m3)
Dibromochloromethane	37	Not Detected	320	Not Detected
1,2-Dibromoethane (EDB)	37	Not Detected	290	Not Detected
Chlorobenzene	37	Not Detected	170	Not Detected
Ethyl Benzene	37	Not Detected	160	Not Detected
m,p-Xylene	37	Not Detected	160	Not Detected
o-Xylene	37	Not Detected	160	Not Detected
Styrene	37	Not Detected	160	Not Detected
Bromoform	37	Not Detected	390	Not Detected
Cumene	37	Not Detected	180	Not Detected
1,1,2,2-Tetrachloroethane	37	Not Detected	260	Not Detected
Propylbenzene	37	Not Detected	180	Not Detected
4-Ethyltoluene	37	Not Detected	180	Not Detected
1,3,5-Trimethylbenzene	37	Not Detected	180	Not Detected
1,2,4-Trimethylbenzene	37	Not Detected	180	Not Detected
1,3-Dichlorobenzene	37	Not Detected	220	Not Detected
1,4-Dichlorobenzene	37	Not Detected	220	Not Detected
alpha-Chlorotoluene	37	Not Detected	190	Not Detected
1,2-Dichlorobenzene	37	Not Detected	220	Not Detected
1,2,4-Trichlorobenzene	150	Not Detected	1100	Not Detected
Hexachlorobutadiene	150	Not Detected	1600	Not Detected
Butane	150	Not Detected	360	Not Detected
Isopentane	150	Not Detected	440	Not Detected

J = Estimated value.

Container Type: 1 Liter Summa Canister

Surrogates	%Recovery	Method Limits
1,2-Dichloroethane-d4	112	70-130
Toluene-d8	104	70-130
4-Bromofluorobenzene	102	70-130

eurofins

Air Toxics

Client Sample ID: VMP-30-20-073012

Lab ID#: 1208070A-09A

EPA METHOD TO-15 GC/MS

File Name:	14080727	**Date of Collection:**	7/30/12 10:41:00 AM
Dil. Factor:	31.8	**Date of Analysis:**	8/8/12 10:38 AM

Compound	Rpt. Limit (ppbv)	Amount (ppbv)	Rpt. Limit (ug/m3)	Amount (ug/m3)
Freon 12	160	Not Detected	790	Not Detected
Freon 114	160	Not Detected	1100	Not Detected
Chloromethane	640	Not Detected	1300	Not Detected
Vinyl Chloride	160	Not Detected	410	Not Detected
1,3-Butadiene	160	Not Detected	350	Not Detected
Bromomethane	160	Not Detected	620	Not Detected
Chloroethane	640	Not Detected	1700	Not Detected
Freon 11	160	Not Detected	890	Not Detected
Ethanol	640	Not Detected	1200	Not Detected
Freon 113	160	Not Detected	1200	Not Detected
1,1-Dichloroethene	160	Not Detected	630	Not Detected
Acetone	640	84000	1500	200000
2-Propanol	640	540 J	1600	1300 J
Carbon Disulfide	160	260	500	830
3-Chloropropene	640	Not Detected	2000	Not Detected
Methylene Chloride	160	32 J	550	110 J
Methyl tert-butyl ether	160	Not Detected	570	Not Detected
trans-1,2-Dichloroethene	160	Not Detected	630	Not Detected
Hexane	160	Not Detected	560	Not Detected
1,1-Dichloroethane	160	Not Detected	640	Not Detected
2-Butanone (Methyl Ethyl Ketone)	640	130000	1900	390000
cis-1,2-Dichloroethene	160	Not Detected	630	Not Detected
Tetrahydrofuran	160	100000	470	300000
Chloroform	160	Not Detected	780	Not Detected
1,1,1-Trichloroethane	160	Not Detected	870	Not Detected
Cyclohexane	160	Not Detected	550	Not Detected
Carbon Tetrachloride	160	Not Detected	1000	Not Detected
2,2,4-Trimethylpentane	160	Not Detected	740	Not Detected
Benzene	160	650	510	2100
1,2-Dichloroethane	160	Not Detected	640	Not Detected
Heptane	160	Not Detected	650	Not Detected
Trichloroethene	160	Not Detected	850	Not Detected
1,2-Dichloropropane	160	Not Detected	730	Not Detected
1,4-Dioxane	640	Not Detected	2300	Not Detected
Bromodichloromethane	160	Not Detected	1100	Not Detected
cis-1,3-Dichloropropene	160	Not Detected	720	Not Detected
4-Methyl-2-pentanone	160	Not Detected	650	Not Detected
Toluene	160	8.8 J	600	33 J
trans-1,3-Dichloropropene	160	Not Detected	720	Not Detected
1,1,2-Trichloroethane	160	Not Detected	870	Not Detected
Tetrachloroethene	160	Not Detected	1100	Not Detected
2-Hexanone	640	Not Detected	2600	Not Detected

eurofins | Air Toxics

Client Sample ID: VMP-30-20-073012

Lab ID#: 1208070A-09A

EPA METHOD TO-15 GC/MS

File Name:	14080727	**Date of Collection:**	7/30/12 10:41:00 AM
Dil. Factor:	31.8	**Date of Analysis:**	8/8/12 10:38 AM

Compound	Rpt. Limit (ppbv)	Amount (ppbv)	Rpt. Limit (ug/m3)	Amount (ug/m3)
Dibromochloromethane	160	Not Detected	1400	Not Detected
1,2-Dibromoethane (EDB)	160	Not Detected	1200	Not Detected
Chlorobenzene	160	Not Detected	730	Not Detected
Ethyl Benzene	160	Not Detected	690	Not Detected
m,p-Xylene	160	Not Detected	690	Not Detected
o-Xylene	160	Not Detected	690	Not Detected
Styrene	160	Not Detected	680	Not Detected
Bromoform	160	Not Detected	1600	Not Detected
Cumene	160	Not Detected	780	Not Detected
1,1,2,2-Tetrachloroethane	160	Not Detected	1100	Not Detected
Propylbenzene	160	Not Detected	780	Not Detected
4-Ethyltoluene	160	Not Detected	780	Not Detected
1,3,5-Trimethylbenzene	160	Not Detected	780	Not Detected
1,2,4-Trimethylbenzene	160	Not Detected	780	Not Detected
1,3-Dichlorobenzene	160	Not Detected	960	Not Detected
1,4-Dichlorobenzene	160	Not Detected	960	Not Detected
alpha-Chlorotoluene	160	Not Detected	820	Not Detected
1,2-Dichlorobenzene	160	Not Detected	960	Not Detected
1,2,4-Trichlorobenzene	640	Not Detected	4700	Not Detected
Hexachlorobutadiene	640	Not Detected	6800	Not Detected
Butane	640	Not Detected	1500	Not Detected
Isopentane	640	Not Detected	1900	Not Detected

J = Estimated value.

Container Type: 1 Liter Summa Canister

Surrogates	%Recovery	Method Limits
1,2-Dichloroethane-d4	114	70-130
Toluene-d8	102	70-130
4-Bromofluorobenzene	101	70-130

eurofins

Air Toxics

Client Sample ID: VMP-30-30-073012

Lab ID#: 1208070A-10A

EPA METHOD TO-15 GC/MS

File Name:	**14080728**	**Date of Collection:**	**7/30/12 11:34:00 AM**
Dil. Factor:	**32.7**	**Date of Analysis:**	**8/8/12 11:34 AM**

Compound	Rpt. Limit (ppbv)	Amount (ppbv)	Rpt. Limit (ug/m3)	Amount (ug/m3)
Freon 12	160	Not Detected	810	Not Detected
Freon 114	160	Not Detected	1100	Not Detected
Chloromethane	650	Not Detected	1400	Not Detected
Vinyl Chloride	160	Not Detected	420	Not Detected
1,3-Butadiene	160	Not Detected	360	Not Detected
Bromomethane	160	Not Detected	630	Not Detected
Chloroethane	650	Not Detected	1700	Not Detected
Freon 11	160	Not Detected	920	Not Detected
Ethanol	650	Not Detected	1200	Not Detected
Freon 113	160	Not Detected	1200	Not Detected
1,1-Dichloroethene	160	Not Detected	650	Not Detected
Acetone	650	130000	1600	320000
2-Propanol	650	470 J	1600	1200 J
Carbon Disulfide	160	100 J	510	310 J
3-Chloropropene	650	Not Detected	2000	Not Detected
Methylene Chloride	160	47 J	570	160 J
Methyl tert-butyl ether	160	Not Detected	590	Not Detected
trans-1,2-Dichloroethene	160	Not Detected	650	Not Detected
Hexane	160	Not Detected	580	Not Detected
1,1-Dichloroethane	160	Not Detected	660	Not Detected
2-Butanone (Methyl Ethyl Ketone)	650	130000	1900	380000
cis-1,2-Dichloroethene	160	Not Detected	650	Not Detected
Tetrahydrofuran	160	110000	480	330000
Chloroform	160	Not Detected	800	Not Detected
1,1,1-Trichloroethane	160	Not Detected	890	Not Detected
Cyclohexane	160	Not Detected	560	Not Detected
Carbon Tetrachloride	160	Not Detected	1000	Not Detected
2,2,4-Trimethylpentane	160	Not Detected	760	Not Detected
Benzene	160	2200	520	7200
1,2-Dichloroethane	160	Not Detected	660	Not Detected
Heptane	160	Not Detected	670	Not Detected
Trichloroethene	160	Not Detected	880	Not Detected
1,2-Dichloropropane	160	Not Detected	760	Not Detected
1,4-Dioxane	650	Not Detected	2400	Not Detected
Bromodichloromethane	160	Not Detected	1100	Not Detected
cis-1,3-Dichloropropene	160	Not Detected	740	Not Detected
4-Methyl-2-pentanone	160	Not Detected	670	Not Detected
Toluene	160	9.2 J	620	35 J
trans-1,3-Dichloropropene	160	Not Detected	740	Not Detected
1,1,2-Trichloroethane	160	Not Detected	890	Not Detected
Tetrachloroethene	160	Not Detected	1100	Not Detected
2-Hexanone	650	Not Detected	2700	Not Detected

eurofins

Air Toxics

Client Sample ID: VMP-30-30-073012

Lab ID#: 1208070A-10A

EPA METHOD TO-15 GC/MS

File Name:	**14080728**	**Date of Collection:**	**7/30/12 11:34:00 AM**
Dil. Factor:	**32.7**	**Date of Analysis:**	**8/8/12 11:34 AM**

Compound	Rpt. Limit (ppbv)	Amount (ppbv)	Rpt. Limit (ug/m3)	Amount (ug/m3)
Dibromochloromethane	160	Not Detected	1400	Not Detected
1,2-Dibromoethane (EDB)	160	Not Detected	1200	Not Detected
Chlorobenzene	160	Not Detected	750	Not Detected
Ethyl Benzene	160	Not Detected	710	Not Detected
m,p-Xylene	160	Not Detected	710	Not Detected
o-Xylene	160	Not Detected	710	Not Detected
Styrene	160	Not Detected	700	Not Detected
Bromoform	160	Not Detected	1700	Not Detected
Cumene	160	Not Detected	800	Not Detected
1,1,2,2-Tetrachloroethane	160	Not Detected	1100	Not Detected
Propylbenzene	160	Not Detected	800	Not Detected
4-Ethyltoluene	160	Not Detected	800	Not Detected
1,3,5-Trimethylbenzene	160	Not Detected	800	Not Detected
1,2,4-Trimethylbenzene	160	Not Detected	800	Not Detected
1,3-Dichlorobenzene	160	Not Detected	980	Not Detected
1,4-Dichlorobenzene	160	Not Detected	980	Not Detected
alpha-Chlorotoluene	160	Not Detected	850	Not Detected
1,2-Dichlorobenzene	160	Not Detected	980	Not Detected
1,2,4-Trichlorobenzene	650	Not Detected	4800	Not Detected
Hexachlorobutadiene	650	Not Detected	7000	Not Detected
Butane	650	Not Detected	1600	Not Detected
Isopentane	650	100 J	1900	310 J

J = Estimated value.

Container Type: 1 Liter Summa Canister

Surrogates	%Recovery	Method Limits
1,2-Dichloroethane-d4	113	70-130
Toluene-d8	101	70-130
4-Bromofluorobenzene	99	70-130

eurofins

Air Toxics

Client Sample ID: VMP-41-10-072712

Lab ID#: 1208070A-11A

EPA METHOD TO-15 GC/MS FULL SCAN

File Name:	2080919	Date of Collection:	7/27/12 2:22:00 PM
Dil. Factor:	2.43	Date of Analysis:	8/10/12 12:41 PM

Compound	Rpt. Limit (ppbv)	Amount (ppbv)	Rpt. Limit (ug/m3)	Amount (ug/m3)
Freon 12	1.2	Not Detected	6.0	Not Detected
Freon 114	1.2	Not Detected	8.5	Not Detected
Chloromethane	12	Not Detected	25	Not Detected
Vinyl Chloride	1.2	Not Detected	3.1	Not Detected
1,3-Butadiene	1.2	Not Detected	2.7	Not Detected
Bromomethane	12	Not Detected	47	Not Detected
Chloroethane	4.9	Not Detected	13	Not Detected
Freon 11	1.2	Not Detected	6.8	Not Detected
Ethanol	4.9	38	9.2	72
Freon 113	1.2	Not Detected	9.3	Not Detected
1,1-Dichloroethene	1.2	Not Detected	4.8	Not Detected
Acetone	12	34	29	80
2-Propanol	4.9	22	12	55
Carbon Disulfide	4.9	Not Detected	15	Not Detected
3-Chloropropene	4.9	Not Detected	15	Not Detected
Methylene Chloride	12	~~0.66 J~~ U	42	~~2.3 J~~ U
Methyl tert-butyl ether	1.2	Not Detected	4.4	Not Detected
trans-1,2-Dichloroethene	1.2	Not Detected	4.8	Not Detected
Hexane	1.2	3.1	4.3	11
1,1-Dichloroethane	1.2	Not Detected	4.9	Not Detected
2-Butanone (Methyl Ethyl Ketone)	4.9	7.6	14	22
cis-1,2-Dichloroethene	1.2	Not Detected	4.8	Not Detected
Tetrahydrofuran	1.2	0.55 J	3.6	1.6 J
Chloroform	1.2	Not Detected	5.9	Not Detected
1,1,1-Trichloroethane	1.2	Not Detected	6.6	Not Detected
Cyclohexane	1.2	1.9	4.2	6.5
Carbon Tetrachloride	1.2	Not Detected	7.6	Not Detected
2,2,4-Trimethylpentane	1.2	2.8	5.7	13
Benzene	1.2	49	3.9	160
1,2-Dichloroethane	1.2	Not Detected	4.9	Not Detected
Heptane	1.2	2.4	5.0	9.9
Trichloroethene	1.2	Not Detected	6.5	Not Detected
1,2-Dichloropropane	1.2	Not Detected	5.6	Not Detected
1,4-Dioxane	4.9	Not Detected	18	Not Detected
Bromodichloromethane	1.2	Not Detected	8.1	Not Detected
cis-1,3-Dichloropropene	1.2	Not Detected	5.5	Not Detected
4-Methyl-2-pentanone	1.2	40	5.0	160
Toluene	1.2	19	4.6	71
trans-1,3-Dichloropropene	1.2	Not Detected	5.5	Not Detected
1,1,2-Trichloroethane	1.2	Not Detected	6.6	Not Detected
Tetrachloroethene	1.2	Not Detected	8.2	Not Detected
2-Hexanone	4.9	0.68 J	20	2.8 J

eurofins | Air Toxics

Client Sample ID: VMP-41-10-072712

Lab ID#: 1208070A-11A

EPA METHOD TO-15 GC/MS FULL SCAN

File Name:	**2080919**	**Date of Collection: 7/27/12 2:22:00 PM**	
Dil. Factor:	**2.43**	**Date of Analysis: 8/10/12 12:41 PM**	

Compound	Rpt. Limit (ppbv)	Amount (ppbv)	Rpt. Limit (ug/m3)	Amount (ug/m3)
Dibromochloromethane	1.2	Not Detected	10	Not Detected
1,2-Dibromoethane (EDB)	1.2	Not Detected	9.3	Not Detected
Chlorobenzene	1.2	Not Detected	5.6	Not Detected
Ethyl Benzene	1.2	1.4	5.3	5.9
m,p-Xylene	1.2	3.5	5.3	15
o-Xylene	1.2	1.0 J	5.3	4.5 J
Styrene	1.2	0.58 J	5.2	2.4 J
Bromoform	1.2	Not Detected	12	Not Detected
Cumene	1.2	8.2	6.0	40
1,1,2,2-Tetrachloroethane	1.2	Not Detected	8.3	Not Detected
Propylbenzene	1.2	0.20 J	6.0	0.96 J
4-Ethyltoluene	1.2	0.30 J	6.0	1.5 J
1,3,5-Trimethylbenzene	1.2	0.28 J	6.0	1.4 J
1,2,4-Trimethylbenzene	1.2	1.0 J	6.0	5.0 J
1,3-Dichlorobenzene	1.2	Not Detected	7.3	Not Detected
1,4-Dichlorobenzene	1.2	Not Detected	7.3	Not Detected
alpha-Chlorotoluene	1.2	Not Detected	6.3	Not Detected
1,2-Dichlorobenzene	1.2	Not Detected	7.3	Not Detected
1,2,4-Trichlorobenzene	4.9	Not Detected	36	Not Detected
Hexachlorobutadiene	4.9	Not Detected	52	Not Detected
Butane	4.9	39	12	92
Isopentane	4.9	40	14	120

J = Estimated value.

Container Type: 1 Liter Summa Canister

Surrogates	%Recovery	Method Limits
Toluene-d8	109	70-130
1,2-Dichloroethane-d4	101	70-130
4-Bromofluorobenzene	98	70-130

eurofins

Air Toxics

Client Sample ID: VMP-41-20-072712

Lab ID#: 1208070A-12A

EPA METHOD TO-15 GC/MS FULL SCAN

File Name:	**2080920**	**Date of Collection:**	**7/27/12 3:22:00 PM**
Dil. Factor:	**1.87**	**Date of Analysis:**	**8/10/12 01:13 PM**

Compound	Rpt. Limit (ppbv)	Amount (ppbv)	Rpt. Limit (ug/m3)	Amount (ug/m3)
Freon 12	0.94	0.62 J	4.6	3.0 J
Freon 114	0.94	Not Detected	6.5	Not Detected
Chloromethane	9.4	Not Detected	19	Not Detected
Vinyl Chloride	0.94	Not Detected	2.4	Not Detected
1,3-Butadiene	0.94	Not Detected	2.1	Not Detected
Bromomethane	9.4	Not Detected	36	Not Detected
Chloroethane	3.7	Not Detected	9.9	Not Detected
Freon 11	0.94	0.19 J	5.2	1.0 J
Ethanol	3.7	22	7.0	42
Freon 113	0.94	Not Detected	7.2	Not Detected
1,1-Dichloroethene	0.94	Not Detected	3.7	Not Detected
Acetone	9.4	20	22	48
2-Propanol	3.7	12	9.2	30
Carbon Disulfide	3.7	Not Detected	12	Not Detected
3-Chloropropene	3.7	Not Detected	12	Not Detected
Methylene Chloride	9.4	0.56 J	32	1.9 J
Methyl tert-butyl ether	0.94	Not Detected	3.4	Not Detected
trans-1,2-Dichloroethene	0.94	Not Detected	3.7	Not Detected
Hexane	0.94	Not Detected	3.3	Not Detected
1,1-Dichloroethane	0.94	Not Detected	3.8	Not Detected
2-Butanone (Methyl Ethyl Ketone)	3.7	4.2	11	12
cis-1,2-Dichloroethene	0.94	Not Detected	3.7	Not Detected
Tetrahydrofuran	0.94	Not Detected	2.8	Not Detected
Chloroform	0.94	Not Detected	4.6	Not Detected
1,1,1-Trichloroethane	0.94	Not Detected	5.1	Not Detected
Cyclohexane	0.94	0.26 J	3.2	0.88 J
Carbon Tetrachloride	0.94	Not Detected	5.9	Not Detected
2,2,4-Trimethylpentane	0.94	0.83 J	4.4	3.9 J
Benzene	0.94	12	3.0	39
1,2-Dichloroethane	0.94	Not Detected	3.8	Not Detected
Heptane	0.94	0.68 J	3.8	2.8 J
Trichloroethene	0.94	Not Detected	5.0	Not Detected
1,2-Dichloropropane	0.94	Not Detected	4.3	Not Detected
1,4-Dioxane	3.7	Not Detected	13	Not Detected
Bromodichloromethane	0.94	Not Detected	6.3	Not Detected
cis-1,3-Dichloropropene	0.94	Not Detected	4.2	Not Detected
4-Methyl-2-pentanone	0.94	22	3.8	89
Toluene	0.94	10	3.5	38
trans-1,3-Dichloropropene	0.94	Not Detected	4.2	Not Detected
1,1,2-Trichloroethane	0.94	Not Detected	5.1	Not Detected
Tetrachloroethene	0.94	Not Detected	6.3	Not Detected
2-Hexanone	3.7	0.42 J	15	1.7 J

eurofins | Air Toxics

Client Sample ID: VMP-41-20-072712

Lab ID#: 1208070A-12A

EPA METHOD TO-15 GC/MS FULL SCAN

File Name:	**2080920**	**Date of Collection:**	**7/27/12 3:22:00 PM**
Dil. Factor:	**1.87**	**Date of Analysis:**	**8/10/12 01:13 PM**

Compound	Rpt. Limit (ppbv)	Amount (ppbv)	Rpt. Limit (ug/m3)	Amount (ug/m3)
Dibromochloromethane	0.94	Not Detected	8.0	Not Detected
1,2-Dibromoethane (EDB)	0.94	Not Detected	7.2	Not Detected
Chlorobenzene	0.94	Not Detected	4.3	Not Detected
Ethyl Benzene	0.94	0.69 J	4.0	3.0 J
m,p-Xylene	0.94	1.8	4.1	7.9
o-Xylene	0.94	0.64 J	4.1	2.8 J
Styrene	0.94	0.33 J	4.0	1.4 J
Bromoform	0.94	Not Detected	9.7	Not Detected
Cumene	0.94	5.0	4.6	25
1,1,2,2-Tetrachloroethane	0.94	Not Detected	6.4	Not Detected
Propylbenzene	0.94	0.080 J	4.6	0.39 J
4-Ethyltoluene	0.94	0.18 J	4.6	0.90 J
1,3,5-Trimethylbenzene	0.94	Not Detected	4.6	Not Detected
1,2,4-Trimethylbenzene	0.94	0.54 J	4.6	2.7 J
1,3-Dichlorobenzene	0.94	Not Detected	5.6	Not Detected
1,4-Dichlorobenzene	0.94	Not Detected	5.6	Not Detected
alpha-Chlorotoluene	0.94	Not Detected	4.8	Not Detected
1,2-Dichlorobenzene	0.94	Not Detected	5.6	Not Detected
1,2,4-Trichlorobenzene	3.7	Not Detected	28	Not Detected
Hexachlorobutadiene	3.7	Not Detected	40	Not Detected
Butane	3.7	Not Detected	8.9	Not Detected
Isopentane	3.7	Not Detected	11	Not Detected

J = Estimated value.

Container Type: 1 Liter Summa Canister

Surrogates	%Recovery	Method Limits
Toluene-d8	108	70-130
1,2-Dichloroethane-d4	103	70-130
4-Bromofluorobenzene	95	70-130

eurofins

Air Toxics

Client Sample ID: VMP-41-20-072712-Dup

Lab ID#: 1208070A-13A

EPA METHOD TO-15 GC/MS FULL SCAN

File Name:	**2080921**	**Date of Collection:**	**7/27/12 3:22:00 PM**
Dil. Factor:	**1.91**	**Date of Analysis:**	**8/10/12 02:10 PM**

Compound	Rpt. Limit (ppbv)	Amount (ppbv)	Rpt. Limit (ug/m3)	Amount (ug/m3)
Freon 12	0.96	0.65 J	4.7	3.2 J
Freon 114	0.96	Not Detected	6.7	Not Detected
Chloromethane	9.6	Not Detected	20	Not Detected
Vinyl Chloride	0.96	Not Detected	2.4	Not Detected
1,3-Butadiene	0.96	Not Detected	2.1	Not Detected
Bromomethane	9.6	Not Detected	37	Not Detected
Chloroethane	3.8	Not Detected	10	Not Detected
Freon 11	0.96	0.18 J	5.4	1.0 J
Ethanol	3.8	15	7.2	28
Freon 113	0.96	Not Detected	7.3	Not Detected
1,1-Dichloroethene	0.96	Not Detected	3.8	Not Detected
Acetone	9.6	20	23	47
2-Propanol	3.8	12	9.4	29
Carbon Disulfide	3.8	Not Detected	12	Not Detected
3-Chloropropene	3.8	Not Detected	12	Not Detected
Methylene Chloride	9.6	~~0.49 J~~	33	~~1.7 J~~
Methyl tert-butyl ether	0.96	Not Detected	3.4	Not Detected
trans-1,2-Dichloroethene	0.96	Not Detected	3.8	Not Detected
Hexane	0.96	0.24 J	3.4	0.86 J
1,1-Dichloroethane	0.96	Not Detected	3.9	Not Detected
2-Butanone (Methyl Ethyl Ketone)	3.8	4.4	11	13
cis-1,2-Dichloroethene	0.96	Not Detected	3.8	Not Detected
Tetrahydrofuran	0.96	Not Detected	2.8	Not Detected
Chloroform	0.96	Not Detected	4.7	Not Detected
1,1,1-Trichloroethane	0.96	Not Detected	5.2	Not Detected
Cyclohexane	0.96	0.20 J	3.3	0.69 J
Carbon Tetrachloride	0.96	Not Detected	6.0	Not Detected
2,2,4-Trimethylpentane	0.96	0.68 J	4.5	3.2 J
Benzene	0.96	14	3.0	44
1,2-Dichloroethane	0.96	Not Detected	3.9	Not Detected
Heptane	0.96	0.37 J	3.9	1.5 J
Trichloroethene	0.96	Not Detected	5.1	Not Detected
1,2-Dichloropropane	0.96	Not Detected	4.4	Not Detected
1,4-Dioxane	3.8	Not Detected	14	Not Detected
Bromodichloromethane	0.96	Not Detected	6.4	Not Detected
cis-1,3-Dichloropropene	0.96	Not Detected	4.3	Not Detected
4-Methyl-2-pentanone	0.96	22	3.9	90
Toluene	0.96	10	3.6	39
trans-1,3-Dichloropropene	0.96	Not Detected	4.3	Not Detected
1,1,2-Trichloroethane	0.96	Not Detected	5.2	Not Detected
Tetrachloroethene	0.96	Not Detected	6.5	Not Detected
2-Hexanone	3.8	0.33 J	16	1.4 J

eurofins | Air Toxics

Client Sample ID: VMP-41-20-072712-Dup

Lab ID#: 1208070A-13A

EPA METHOD TO-15 GC/MS FULL SCAN

File Name:	**2080921**	**Date of Collection: 7/27/12 3:22:00 PM**	
Dil. Factor:	**1.91**	**Date of Analysis: 8/10/12 02:10 PM**	

Compound	Rpt. Limit (ppbv)	Amount (ppbv)	Rpt. Limit (ug/m3)	Amount (ug/m3)
Dibromochloromethane	0.96	Not Detected	8.1	Not Detected
1,2-Dibromoethane (EDB)	0.96	Not Detected	7.3	Not Detected
Chlorobenzene	0.96	Not Detected	4.4	Not Detected
Ethyl Benzene	0.96	0.69 J	4.1	3.0 J
m,p-Xylene	0.96	1.8	4.1	8.0
o-Xylene	0.96	0.59 J	4.1	2.5 J
Styrene	0.96	0.42 J	4.1	1.8 J
Bromoform	0.96	Not Detected	9.9	Not Detected
Cumene	0.96	5.1	4.7	25
1,1,2,2-Tetrachloroethane	0.96	Not Detected	6.6	Not Detected
Propylbenzene	0.96	0.089 J	4.7	0.44 J
4-Ethyltoluene	0.96	0.16 J	4.7	0.79 J
1,3,5-Trimethylbenzene	0.96	0.20 J	4.7	0.96 J
1,2,4-Trimethylbenzene	0.96	0.69 J	4.7	3.4 J
1,3-Dichlorobenzene	0.96	Not Detected	5.7	Not Detected
1,4-Dichlorobenzene	0.96	Not Detected	5.7	Not Detected
alpha-Chlorotoluene	0.96	Not Detected	4.9	Not Detected
1,2-Dichlorobenzene	0.96	Not Detected	5.7	Not Detected
1,2,4-Trichlorobenzene	3.8	Not Detected	28	Not Detected
Hexachlorobutadiene	3.8	Not Detected	41	Not Detected
Butane	3.8	Not Detected	9.1	Not Detected
Isopentane	3.8	Not Detected	11	Not Detected

J = Estimated value.

Container Type: 1 Liter Summa Canister

Surrogates	%Recovery	Method Limits
Toluene-d8	111	70-130
1,2-Dichloroethane-d4	104	70-130
4-Bromofluorobenzene	96	70-130

eurofins

Air Toxics

Client Sample ID: VMP-41-30-072712

Lab ID#: 1208070A-14A

EPA METHOD TO-15 GC/MS FULL SCAN

File Name:	**2080922**	**Date of Collection:**	**7/27/12 4:12:00 PM**
Dil. Factor:	**1.91**	**Date of Analysis:**	**8/10/12 02:45 PM**

Compound	Rpt. Limit (ppbv)	Amount (ppbv)	Rpt. Limit (ug/m3)	Amount (ug/m3)
Freon 12	0.96	0.61 J	4.7	3.0 J
Freon 114	0.96	Not Detected	6.7	Not Detected
Chloromethane	9.6	Not Detected	20	Not Detected
Vinyl Chloride	0.96	Not Detected	2.4	Not Detected
1,3-Butadiene	0.96	Not Detected	2.1	Not Detected
Bromomethane	9.6	Not Detected	37	Not Detected
Chloroethane	3.8	Not Detected	10	Not Detected
Freon 11	0.96	Not Detected	5.4	Not Detected
Ethanol	3.8	65	7.2	120
Freon 113	0.96	Not Detected	7.3	Not Detected
1,1-Dichloroethene	0.96	Not Detected	3.8	Not Detected
Acetone	9.6	40	23	94
2-Propanol	3.8	15	9.4	36
Carbon Disulfide	3.8	Not Detected	12	Not Detected
3-Chloropropene	3.8	Not Detected	12	Not Detected
Methylene Chloride	9.6	~~0.51 J~~ U	33	~~1.8 J~~ U
Methyl tert-butyl ether	0.96	Not Detected	3.4	Not Detected
trans-1,2-Dichloroethene	0.96	Not Detected	3.8	Not Detected
Hexane	0.96	1.8	3.4	6.2
1,1-Dichloroethane	0.96	Not Detected	3.9	Not Detected
2-Butanone (Methyl Ethyl Ketone)	3.8	7.7	11	23
cis-1,2-Dichloroethene	0.96	Not Detected	3.8	Not Detected
Tetrahydrofuran	0.96	0.25 J	2.8	0.73 J
Chloroform	0.96	0.27 J	4.7	1.3 J
1,1,1-Trichloroethane	0.96	Not Detected	5.2	Not Detected
Cyclohexane	0.96	1.5	3.3	5.1
Carbon Tetrachloride	0.96	Not Detected	6.0	Not Detected
2,2,4-Trimethylpentane	0.96	2.8	4.5	13
Benzene	0.96	100	3.0	340
1,2-Dichloroethane	0.96	Not Detected	3.9	Not Detected
Heptane	0.96	2.0	3.9	8.1
Trichloroethene	0.96	Not Detected	5.1	Not Detected
1,2-Dichloropropane	0.96	Not Detected	4.4	Not Detected
1,4-Dioxane	3.8	Not Detected	14	Not Detected
Bromodichloromethane	0.96	Not Detected	6.4	Not Detected
cis-1,3-Dichloropropene	0.96	Not Detected	4.3	Not Detected
4-Methyl-2-pentanone	0.96	26	3.9	100
Toluene	0.96	7.9	3.6	30
trans-1,3-Dichloropropene	0.96	Not Detected	4.3	Not Detected
1,1,2-Trichloroethane	0.96	Not Detected	5.2	Not Detected
Tetrachloroethene	0.96	Not Detected	6.5	Not Detected
2-Hexanone	3.8	0.96 J	16	3.9 J

eurofins

Air Toxics

Client Sample ID: VMP-41-30-072712

Lab ID#: 1208070A-14A

EPA METHOD TO-15 GC/MS FULL SCAN

File Name:	**2080922**	**Date of Collection: 7/27/12 4:12:00 PM**	
Dil. Factor:	**1.91**	**Date of Analysis: 8/10/12 02:45 PM**	

Compound	Rpt. Limit (ppbv)	Amount (ppbv)	Rpt. Limit (ug/m3)	Amount (ug/m3)
Dibromochloromethane	0.96	Not Detected	8.1	Not Detected
1,2-Dibromoethane (EDB)	0.96	Not Detected	7.3	Not Detected
Chlorobenzene	0.96	Not Detected	4.4	Not Detected
Ethyl Benzene	0.96	0.75 J	4.1	3.2 J
m,p-Xylene	0.96	1.6	4.1	7.0
o-Xylene	0.96	0.65 J	4.1	2.8 J
Styrene	0.96	0.50 J	4.1	2.1 J
Bromoform	0.96	Not Detected	9.9	Not Detected
Cumene	0.96	2.3	4.7	11
1,1,2,2-Tetrachloroethane	0.96	Not Detected	6.6	Not Detected
Propylbenzene	0.96	0.15 J	4.7	0.72 J
4-Ethyltoluene	0.96	0.16 J	4.7	0.82 J
1,3,5-Trimethylbenzene	0.96	0.19 J	4.7	0.92 J
1,2,4-Trimethylbenzene	0.96	1.0	4.7	4.9
1,3-Dichlorobenzene	0.96	Not Detected	5.7	Not Detected
1,4-Dichlorobenzene	0.96	Not Detected	5.7	Not Detected
alpha-Chlorotoluene	0.96	Not Detected	4.9	Not Detected
1,2-Dichlorobenzene	0.96	Not Detected	5.7	Not Detected
1,2,4-Trichlorobenzene	3.8	Not Detected	28	Not Detected
Hexachlorobutadiene	3.8	Not Detected	41	Not Detected
Butane	3.8	8.2	9.1	20
Isopentane	3.8	13	11	39

J = Estimated value.

Container Type: 1 Liter Summa Canister

Surrogates	%Recovery	Method Limits
Toluene-d8	110	70-130
1,2-Dichloroethane-d4	102	70-130
4-Bromofluorobenzene	93	70-130

eurofins

Air Toxics

Client Sample ID: VMP-20-5-073112

Lab ID#: 1208070A-15A

EPA METHOD TO-15 GC/MS FULL SCAN

File Name:	**2080923**	**Date of Collection: 7/31/12 2:42:00 PM**	
Dil. Factor:	**1.96**	**Date of Analysis: 8/10/12 03:24 PM**	

Compound	Rpt. Limit (ppbv)	Amount (ppbv)	Rpt. Limit (ug/m3)	Amount (ug/m3)
Freon 12	0.98	0.48 J	4.8	2.4 J
Freon 114	0.98	Not Detected	6.8	Not Detected
Chloromethane	9.8	0.77 J	20	1.6 J
Vinyl Chloride	0.98	Not Detected	2.5	Not Detected
1,3-Butadiene	0.98	Not Detected	2.2	Not Detected
Bromomethane	9.8	Not Detected	38	Not Detected
Chloroethane	3.9	Not Detected	10	Not Detected
Freon 11	0.98	3.0	5.5	17
Ethanol	3.9	20	7.4	37
Freon 113	0.98	Not Detected	7.5	Not Detected
1,1-Dichloroethene	0.98	Not Detected	3.9	Not Detected
Acetone	9.8	64	23	150
2-Propanol	3.9	360	9.6	870
Carbon Disulfide	3.9	Not Detected	12	Not Detected
3-Chloropropene	3.9	Not Detected	12	Not Detected
Methylene Chloride	9.8	~~0.58 J~~ U	34	~~2.0 J~~ U
Methyl tert-butyl ether	0.98	Not Detected	3.5	Not Detected
trans-1,2-Dichloroethene	0.98	Not Detected	3.9	Not Detected
Hexane	0.98	0.50 J	3.4	1.8 J
1,1-Dichloroethane	0.98	Not Detected	4.0	Not Detected
2-Butanone (Methyl Ethyl Ketone)	3.9	7.9	12	23
cis-1,2-Dichloroethene	0.98	Not Detected	3.9	Not Detected
Tetrahydrofuran	0.98	0.37 J	2.9	1.1 J
Chloroform	0.98	Not Detected	4.8	Not Detected
1,1,1-Trichloroethane	0.98	Not Detected	5.3	Not Detected
Cyclohexane	0.98	0.53 J	3.4	1.8 J
Carbon Tetrachloride	0.98	Not Detected	6.2	Not Detected
2,2,4-Trimethylpentane	0.98	2.1	4.6	9.6
Benzene	0.98	15	3.1	48
1,2-Dichloroethane	0.98	Not Detected	4.0	Not Detected
Heptane	0.98	1.4	4.0	5.7
Trichloroethene	0.98	Not Detected	5.3	Not Detected
1,2-Dichloropropane	0.98	Not Detected	4.5	Not Detected
1,4-Dioxane	3.9	Not Detected	14	Not Detected
Bromodichloromethane	0.98	Not Detected	6.6	Not Detected
cis-1,3-Dichloropropene	0.98	Not Detected	4.4	Not Detected
4-Methyl-2-pentanone	0.98	22	4.0	91
Toluene	0.98	19	3.7	72
trans-1,3-Dichloropropene	0.98	Not Detected	4.4	Not Detected
1,1,2-Trichloroethane	0.98	Not Detected	5.3	Not Detected
Tetrachloroethene	0.98	Not Detected	6.6	Not Detected
2-Hexanone	3.9	0.71 J	16	2.9 J

eurofins | Air Toxics

Client Sample ID: VMP-20-5-073112

Lab ID#: 1208070A-15A

EPA METHOD TO-15 GC/MS FULL SCAN

File Name:	**2080923**	**Date of Collection:**	**7/31/12 2:42:00 PM**
Dil. Factor:	**1.96**	**Date of Analysis:**	**8/10/12 03:24 PM**

Compound	Rpt. Limit (ppbv)	Amount (ppbv)	Rpt. Limit (ug/m3)	Amount (ug/m3)
Dibromochloromethane	0.98	Not Detected	8.3	Not Detected
1,2-Dibromoethane (EDB)	0.98	Not Detected	7.5	Not Detected
Chlorobenzene	0.98	Not Detected	4.5	Not Detected
Ethyl Benzene	0.98	0.63 J	4.2	2.7 J
m,p-Xylene	0.98	1.8	4.2	7.7
o-Xylene	0.98	0.50 J	4.2	2.2 J
Styrene	0.98	0.37 J	4.2	1.6 J
Bromoform	0.98	Not Detected	10	Not Detected
Cumene	0.98	5.2	4.8	26
1,1,2,2-Tetrachloroethane	0.98	Not Detected	6.7	Not Detected
Propylbenzene	0.98	0.081 J	4.8	0.40 J
4-Ethyltoluene	0.98	0.15 J	4.8	0.76 J
1,3,5-Trimethylbenzene	0.98	Not Detected	4.8	Not Detected
1,2,4-Trimethylbenzene	0.98	0.42 J	4.8	2.1 J
1,3-Dichlorobenzene	0.98	Not Detected	5.9	Not Detected
1,4-Dichlorobenzene	0.98	Not Detected	5.9	Not Detected
alpha-Chlorotoluene	0.98	Not Detected	5.1	Not Detected
1,2-Dichlorobenzene	0.98	Not Detected	5.9	Not Detected
1,2,4-Trichlorobenzene	3.9	Not Detected	29	Not Detected
Hexachlorobutadiene	3.9	Not Detected	42	Not Detected
Butane	3.9	Not Detected	9.3	Not Detected
Isopentane	3.9	Not Detected	12	Not Detected

J = Estimated value.

Container Type: 1 Liter Summa Canister

Surrogates	%Recovery	Method Limits
Toluene-d8	110	70-130
1,2-Dichloroethane-d4	102	70-130
4-Bromofluorobenzene	89	70-130

eurofins

Air Toxics

Client Sample ID: Lab Blank

Lab ID#: 1208070A-16A

EPA METHOD TO-15 GC/MS

File Name:	**14080709e**	**Date of Collection: NA**	
Dil. Factor:	**1.00**	**Date of Analysis: 8/7/12 03:37 PM**	

Compound	Rpt. Limit (ppbv)	Amount (ppbv)	Rpt. Limit (ug/m3)	Amount (ug/m3)
Freon 12	5.0	Not Detected	25	Not Detected
Freon 114	5.0	Not Detected	35	Not Detected
Chloromethane	20	Not Detected	41	Not Detected
Vinyl Chloride	5.0	Not Detected	13	Not Detected
1,3-Butadiene	5.0	Not Detected	11	Not Detected
Bromomethane	5.0	Not Detected	19	Not Detected
Chloroethane	20	Not Detected	53	Not Detected
Freon 11	5.0	Not Detected	28	Not Detected
Ethanol	20	Not Detected	38	Not Detected
Freon 113	5.0	Not Detected	38	Not Detected
1,1-Dichloroethene	5.0	Not Detected	20	Not Detected
Acetone	20	Not Detected	48	Not Detected
2-Propanol	20	Not Detected	49	Not Detected
Carbon Disulfide	5.0	Not Detected	16	Not Detected
3-Chloropropene	20	Not Detected	63	Not Detected
Methylene Chloride	5.0	Not Detected	17	Not Detected
Methyl tert-butyl ether	5.0	Not Detected	18	Not Detected
trans-1,2-Dichloroethene	5.0	Not Detected	20	Not Detected
Hexane	5.0	Not Detected	18	Not Detected
1,1-Dichloroethane	5.0	Not Detected	20	Not Detected
2-Butanone (Methyl Ethyl Ketone)	20	Not Detected	59	Not Detected
cis-1,2-Dichloroethene	5.0	Not Detected	20	Not Detected
Tetrahydrofuran	5.0	Not Detected	15	Not Detected
Chloroform	5.0	Not Detected	24	Not Detected
1,1,1-Trichloroethane	5.0	Not Detected	27	Not Detected
Cyclohexane	5.0	Not Detected	17	Not Detected
Carbon Tetrachloride	5.0	Not Detected	31	Not Detected
2,2,4-Trimethylpentane	5.0	Not Detected	23	Not Detected
Benzene	5.0	Not Detected	16	Not Detected
1,2-Dichloroethane	5.0	Not Detected	20	Not Detected
Heptane	5.0	Not Detected	20	Not Detected
Trichloroethene	5.0	Not Detected	27	Not Detected
1,2-Dichloropropane	5.0	Not Detected	23	Not Detected
1,4-Dioxane	20	Not Detected	72	Not Detected
Bromodichloromethane	5.0	Not Detected	34	Not Detected
cis-1,3-Dichloropropene	5.0	Not Detected	23	Not Detected
4-Methyl-2-pentanone	5.0	Not Detected	20	Not Detected
Toluene	5.0	Not Detected	19	Not Detected
trans-1,3-Dichloropropene	5.0	Not Detected	23	Not Detected
1,1,2-Trichloroethane	5.0	Not Detected	27	Not Detected
Tetrachloroethene	5.0	Not Detected	34	Not Detected
2-Hexanone	20	Not Detected	82	Not Detected

eurofins | Air Toxics

Client Sample ID: Lab Blank
Lab ID#: 1208070A-16A
EPA METHOD TO-15 GC/MS

File Name:	**14080709e**	**Date of Collection: NA**	
Dil. Factor:	**1.00**	**Date of Analysis: 8/7/12 03:37 PM**	

Compound	Rpt. Limit (ppbv)	Amount (ppbv)	Rpt. Limit (ug/m3)	Amount (ug/m3)
Dibromochloromethane	5.0	Not Detected	42	Not Detected
1,2-Dibromoethane (EDB)	5.0	Not Detected	38	Not Detected
Chlorobenzene	5.0	Not Detected	23	Not Detected
Ethyl Benzene	5.0	Not Detected	22	Not Detected
m,p-Xylene	5.0	Not Detected	22	Not Detected
o-Xylene	5.0	Not Detected	22	Not Detected
Styrene	5.0	Not Detected	21	Not Detected
Bromoform	5.0	Not Detected	52	Not Detected
Cumene	5.0	Not Detected	24	Not Detected
1,1,2,2-Tetrachloroethane	5.0	Not Detected	34	Not Detected
Propylbenzene	5.0	Not Detected	24	Not Detected
4-Ethyltoluene	5.0	Not Detected	24	Not Detected
1,3,5-Trimethylbenzene	5.0	Not Detected	24	Not Detected
1,2,4-Trimethylbenzene	5.0	Not Detected	24	Not Detected
1,3-Dichlorobenzene	5.0	Not Detected	30	Not Detected
1,4-Dichlorobenzene	5.0	Not Detected	30	Not Detected
alpha-Chlorotoluene	5.0	Not Detected	26	Not Detected
1,2-Dichlorobenzene	5.0	Not Detected	30	Not Detected
1,2,4-Trichlorobenzene	20	Not Detected	150	Not Detected
Hexachlorobutadiene	20	Not Detected	210	Not Detected
Butane	20	Not Detected	48	Not Detected
Isopentane	20	Not Detected	59	Not Detected

Container Type: NA - Not Applicable

Surrogates	%Recovery	Method Limits
1,2-Dichloroethane-d4	115	70-130
Toluene-d8	104	70-130
4-Bromofluorobenzene	93	70-130

eurofins

Air Toxics

Client Sample ID: Lab Blank

Lab ID#: 1208070A-16B

EPA METHOD TO-15 GC/MS FULL SCAN

File Name:	2080918	Date of Collection: NA	
Dil. Factor:	1.00	Date of Analysis: 8/10/12 11:41 AM	

Compound	Rpt. Limit (ppbv)	Amount (ppbv)	Rpt. Limit (ug/m3)	Amount (ug/m3)
Freon 12	0.50	Not Detected	2.5	Not Detected
Freon 114	0.50	Not Detected	3.5	Not Detected
Chloromethane	5.0	Not Detected	10	Not Detected
Vinyl Chloride	0.50	Not Detected	1.3	Not Detected
1,3-Butadiene	0.50	Not Detected	1.1	Not Detected
Bromomethane	5.0	Not Detected	19	Not Detected
Chloroethane	2.0	Not Detected	5.3	Not Detected
Freon 11	0.50	Not Detected	2.8	Not Detected
Ethanol	2.0	Not Detected	3.8	Not Detected
Freon 113	0.50	Not Detected	3.8	Not Detected
1,1-Dichloroethene	0.50	Not Detected	2.0	Not Detected
Acetone	5.0	Not Detected	12	Not Detected
2-Propanol	2.0	Not Detected	4.9	Not Detected
Carbon Disulfide	2.0	Not Detected	6.2	Not Detected
3-Chloropropene	2.0	Not Detected	6.3	Not Detected
Methylene Chloride	5.0	0.21 J	17	0.73 J
Methyl tert-butyl ether	0.50	Not Detected	1.8	Not Detected
trans-1,2-Dichloroethene	0.50	Not Detected	2.0	Not Detected
Hexane	0.50	Not Detected	1.8	Not Detected
1,1-Dichloroethane	0.50	Not Detected	2.0	Not Detected
2-Butanone (Methyl Ethyl Ketone)	2.0	Not Detected	5.9	Not Detected
cis-1,2-Dichloroethene	0.50	Not Detected	2.0	Not Detected
Tetrahydrofuran	0.50	Not Detected	1.5	Not Detected
Chloroform	0.50	Not Detected	2.4	Not Detected
1,1,1-Trichloroethane	0.50	Not Detected	2.7	Not Detected
Cyclohexane	0.50	Not Detected	1.7	Not Detected
Carbon Tetrachloride	0.50	Not Detected	3.1	Not Detected
2,2,4-Trimethylpentane	0.50	Not Detected	2.3	Not Detected
Benzene	0.50	Not Detected	1.6	Not Detected
1,2-Dichloroethane	0.50	Not Detected	2.0	Not Detected
Heptane	0.50	Not Detected	2.0	Not Detected
Trichloroethene	0.50	Not Detected	2.7	Not Detected
1,2-Dichloropropane	0.50	Not Detected	2.3	Not Detected
1,4-Dioxane	2.0	Not Detected	7.2	Not Detected
Bromodichloromethane	0.50	Not Detected	3.4	Not Detected
cis-1,3-Dichloropropene	0.50	Not Detected	2.3	Not Detected
4-Methyl-2-pentanone	0.50	Not Detected	2.0	Not Detected
Toluene	0.50	Not Detected	1.9	Not Detected
trans-1,3-Dichloropropene	0.50	Not Detected	2.3	Not Detected
1,1,2-Trichloroethane	0.50	Not Detected	2.7	Not Detected
Tetrachloroethene	0.50	Not Detected	3.4	Not Detected
2-Hexanone	2.0	Not Detected	8.2	Not Detected

eurofins | Air Toxics

Client Sample ID: Lab Blank

Lab ID#: 1208070A-16B

EPA METHOD TO-15 GC/MS FULL SCAN

File Name:	**2080918**	**Date of Collection: NA**	
Dil. Factor:	**1.00**	**Date of Analysis: 8/10/12 11:41 AM**	

Compound	Rpt. Limit (ppbv)	Amount (ppbv)	Rpt. Limit (ug/m3)	Amount (ug/m3)
Dibromochloromethane	0.50	Not Detected	4.2	Not Detected
1,2-Dibromoethane (EDB)	0.50	Not Detected	3.8	Not Detected
Chlorobenzene	0.50	Not Detected	2.3	Not Detected
Ethyl Benzene	0.50	Not Detected	2.2	Not Detected
m,p-Xylene	0.50	Not Detected	2.2	Not Detected
o-Xylene	0.50	Not Detected	2.2	Not Detected
Styrene	0.50	Not Detected	2.1	Not Detected
Bromoform	0.50	Not Detected	5.2	Not Detected
Cumene	0.50	Not Detected	2.4	Not Detected
1,1,2,2-Tetrachloroethane	0.50	Not Detected	3.4	Not Detected
Propylbenzene	0.50	Not Detected	2.4	Not Detected
4-Ethyltoluene	0.50	Not Detected	2.4	Not Detected
1,3,5-Trimethylbenzene	0.50	Not Detected	2.4	Not Detected
1,2,4-Trimethylbenzene	0.50	Not Detected	2.4	Not Detected
1,3-Dichlorobenzene	0.50	Not Detected	3.0	Not Detected
1,4-Dichlorobenzene	0.50	Not Detected	3.0	Not Detected
alpha-Chlorotoluene	0.50	Not Detected	2.6	Not Detected
1,2-Dichlorobenzene	0.50	Not Detected	3.0	Not Detected
1,2,4-Trichlorobenzene	2.0	Not Detected	15	Not Detected
Hexachlorobutadiene	2.0	Not Detected	21	Not Detected
Butane	2.0	Not Detected	4.8	Not Detected
Isopentane	2.0	Not Detected	5.9	Not Detected

J = Estimated value.

Container Type: NA - Not Applicable

Surrogates	%Recovery	Method Limits
Toluene-d8	109	70-130
1,2-Dichloroethane-d4	106	70-130
4-Bromofluorobenzene	100	70-130

eurofins

Air Toxics

Client Sample ID: Lab Blank

Lab ID#: 1208070A-16C

EPA METHOD TO-15 GC/MS FULL SCAN

File Name:	**2081006e**	**Date of Collection: NA**	
Dil. Factor:	**1.00**	**Date of Analysis: 8/10/12 07:10 PM**	

Compound	Rpt. Limit (ppbv)	Amount (ppbv)	Rpt. Limit (ug/m3)	Amount (ug/m3)
Freon 12	0.50	Not Detected	2.5	Not Detected
Freon 114	0.50	Not Detected	3.5	Not Detected
Chloromethane	5.0	Not Detected	10	Not Detected
Vinyl Chloride	0.50	Not Detected	1.3	Not Detected
1,3-Butadiene	0.50	Not Detected	1.1	Not Detected
Bromomethane	5.0	Not Detected	19	Not Detected
Chloroethane	2.0	Not Detected	5.3	Not Detected
Freon 11	0.50	Not Detected	2.8	Not Detected
Ethanol	2.0	Not Detected	3.8	Not Detected
Freon 113	0.50	Not Detected	3.8	Not Detected
1,1-Dichloroethene	0.50	Not Detected	2.0	Not Detected
Acetone	5.0	Not Detected	12	Not Detected
2-Propanol	2.0	Not Detected	4.9	Not Detected
Carbon Disulfide	2.0	Not Detected	6.2	Not Detected
3-Chloropropene	2.0	Not Detected	6.3	Not Detected
Methylene Chloride	5.0	0.36 J	17	1.2 J
Methyl tert-butyl ether	0.50	Not Detected	1.8	Not Detected
trans-1,2-Dichloroethene	0.50	Not Detected	2.0	Not Detected
Hexane	0.50	Not Detected	1.8	Not Detected
1,1-Dichloroethane	0.50	Not Detected	2.0	Not Detected
2-Butanone (Methyl Ethyl Ketone)	2.0	Not Detected	5.9	Not Detected
cis-1,2-Dichloroethene	0.50	Not Detected	2.0	Not Detected
Tetrahydrofuran	0.50	Not Detected	1.5	Not Detected
Chloroform	0.50	Not Detected	2.4	Not Detected
1,1,1-Trichloroethane	0.50	Not Detected	2.7	Not Detected
Cyclohexane	0.50	Not Detected	1.7	Not Detected
Carbon Tetrachloride	0.50	Not Detected	3.1	Not Detected
2,2,4-Trimethylpentane	0.50	Not Detected	2.3	Not Detected
Benzene	0.50	Not Detected	1.6	Not Detected
1,2-Dichloroethane	0.50	Not Detected	2.0	Not Detected
Heptane	0.50	Not Detected	2.0	Not Detected
Trichloroethene	0.50	Not Detected	2.7	Not Detected
1,2-Dichloropropane	0.50	Not Detected	2.3	Not Detected
1,4-Dioxane	2.0	Not Detected	7.2	Not Detected
Bromodichloromethane	0.50	Not Detected	3.4	Not Detected
cis-1,3-Dichloropropene	0.50	Not Detected	2.3	Not Detected
4-Methyl-2-pentanone	0.50	Not Detected	2.0	Not Detected
Toluene	0.50	Not Detected	1.9	Not Detected
trans-1,3-Dichloropropene	0.50	Not Detected	2.3	Not Detected
1,1,2-Trichloroethane	0.50	Not Detected	2.7	Not Detected
Tetrachloroethene	0.50	Not Detected	3.4	Not Detected
2-Hexanone	2.0	0.11 J	8.2	0.45 J

eurofins

Air Toxics

Client Sample ID: Lab Blank

Lab ID#: 1208070A-16C

EPA METHOD TO-15 GC/MS FULL SCAN

File Name:	**2081006e**	**Date of Collection: NA**	
Dil. Factor:	**1.00**	**Date of Analysis: 8/10/12 07:10 PM**	

Compound	Rpt. Limit (ppbv)	Amount (ppbv)	Rpt. Limit (ug/m3)	Amount (ug/m3)
Dibromochloromethane	0.50	Not Detected	4.2	Not Detected
1,2-Dibromoethane (EDB)	0.50	0.063 J	3.8	0.48 J
Chlorobenzene	0.50	Not Detected	2.3	Not Detected
Ethyl Benzene	0.50	Not Detected	2.2	Not Detected
m,p-Xylene	0.50	Not Detected	2.2	Not Detected
o-Xylene	0.50	Not Detected	2.2	Not Detected
Styrene	0.50	Not Detected	2.1	Not Detected
Bromoform	0.50	Not Detected	5.2	Not Detected
Cumene	0.50	Not Detected	2.4	Not Detected
1,1,2,2-Tetrachloroethane	0.50	Not Detected	3.4	Not Detected
Propylbenzene	0.50	Not Detected	2.4	Not Detected
4-Ethyltoluene	0.50	Not Detected	2.4	Not Detected
1,3,5-Trimethylbenzene	0.50	Not Detected	2.4	Not Detected
1,2,4-Trimethylbenzene	0.50	Not Detected	2.4	Not Detected
1,3-Dichlorobenzene	0.50	Not Detected	3.0	Not Detected
1,4-Dichlorobenzene	0.50	0.13 J	3.0	0.76 J
alpha-Chlorotoluene	0.50	0.061 J	2.6	0.32 J
1,2-Dichlorobenzene	0.50	Not Detected	3.0	Not Detected
1,2,4-Trichlorobenzene	2.0	0.30 J	15	2.2 J
Hexachlorobutadiene	2.0	Not Detected	21	Not Detected
Butane	2.0	Not Detected	4.8	Not Detected
Isopentane	2.0	Not Detected	5.9	Not Detected

J = Estimated value.

Container Type: NA - Not Applicable

Surrogates	%Recovery	Method Limits
Toluene-d8	105	70-130
1,2-Dichloroethane-d4	98	70-130
4-Bromofluorobenzene	94	70-130

eurofins

Air Toxics

Client Sample ID: Lab Blank

Lab ID#: 1208070A-16D

EPA METHOD TO-15 GC/MS FULL SCAN

File Name:	2081106d	Date of Collection: NA	
Dil. Factor:	1.00	Date of Analysis: 8/11/12 07:53 PM	

Compound	Rpt. Limit (ppbv)	Amount (ppbv)	Rpt. Limit (ug/m3)	Amount (ug/m3)
Freon 12	0.50	Not Detected	2.5	Not Detected
Freon 114	0.50	Not Detected	3.5	Not Detected
Chloromethane	5.0	Not Detected	10	Not Detected
Vinyl Chloride	0.50	Not Detected	1.3	Not Detected
1,3-Butadiene	0.50	Not Detected	1.1	Not Detected
Bromomethane	5.0	Not Detected	19	Not Detected
Chloroethane	2.0	Not Detected	5.3	Not Detected
Freon 11	0.50	Not Detected	2.8	Not Detected
Ethanol	2.0	Not Detected	3.8	Not Detected
Freon 113	0.50	Not Detected	3.8	Not Detected
1,1-Dichloroethene	0.50	Not Detected	2.0	Not Detected
Acetone	5.0	Not Detected	12	Not Detected
2-Propanol	2.0	Not Detected	4.9	Not Detected
Carbon Disulfide	2.0	Not Detected	6.2	Not Detected
3-Chloropropene	2.0	Not Detected	6.3	Not Detected
Methylene Chloride	5.0	0.28 J	17	0.99 J
Methyl tert-butyl ether	0.50	Not Detected	1.8	Not Detected
trans-1,2-Dichloroethene	0.50	Not Detected	2.0	Not Detected
Hexane	0.50	Not Detected	1.8	Not Detected
1,1-Dichloroethane	0.50	Not Detected	2.0	Not Detected
2-Butanone (Methyl Ethyl Ketone)	2.0	Not Detected	5.9	Not Detected
cis-1,2-Dichloroethene	0.50	Not Detected	2.0	Not Detected
Tetrahydrofuran	0.50	Not Detected	1.5	Not Detected
Chloroform	0.50	Not Detected	2.4	Not Detected
1,1,1-Trichloroethane	0.50	Not Detected	2.7	Not Detected
Cyclohexane	0.50	Not Detected	1.7	Not Detected
Carbon Tetrachloride	0.50	Not Detected	3.1	Not Detected
2,2,4-Trimethylpentane	0.50	Not Detected	2.3	Not Detected
Benzene	0.50	Not Detected	1.6	Not Detected
1,2-Dichloroethane	0.50	Not Detected	2.0	Not Detected
Heptane	0.50	Not Detected	2.0	Not Detected
Trichloroethene	0.50	Not Detected	2.7	Not Detected
1,2-Dichloropropane	0.50	Not Detected	2.3	Not Detected
1,4-Dioxane	2.0	Not Detected	7.2	Not Detected
Bromodichloromethane	0.50	Not Detected	3.4	Not Detected
cis-1,3-Dichloropropene	0.50	Not Detected	2.3	Not Detected
4-Methyl-2-pentanone	0.50	Not Detected	2.0	Not Detected
Toluene	0.50	Not Detected	1.9	Not Detected
trans-1,3-Dichloropropene	0.50	Not Detected	2.3	Not Detected
1,1,2-Trichloroethane	0.50	Not Detected	2.7	Not Detected
Tetrachloroethene	0.50	Not Detected	3.4	Not Detected
2-Hexanone	2.0	0.057 J	8.2	0.23 J

eurofins | Air Toxics

Client Sample ID: Lab Blank

Lab ID#: 1208070A-16D

EPA METHOD TO-15 GC/MS FULL SCAN

File Name:	**2081106d**	**Date of Collection: NA**	
Dil. Factor:	**1.00**	**Date of Analysis: 8/11/12 07:53 PM**	

Compound	Rpt. Limit (ppbv)	Amount (ppbv)	Rpt. Limit (ug/m3)	Amount (ug/m3)
Dibromochloromethane	0.50	Not Detected	4.2	Not Detected
1,2-Dibromoethane (EDB)	0.50	0.074 J	3.8	0.57 J
Chlorobenzene	0.50	Not Detected	2.3	Not Detected
Ethyl Benzene	0.50	Not Detected	2.2	Not Detected
m,p-Xylene	0.50	Not Detected	2.2	Not Detected
o-Xylene	0.50	Not Detected	2.2	Not Detected
Styrene	0.50	Not Detected	2.1	Not Detected
Bromoform	0.50	Not Detected	5.2	Not Detected
Cumene	0.50	Not Detected	2.4	Not Detected
1,1,2,2-Tetrachloroethane	0.50	Not Detected	3.4	Not Detected
Propylbenzene	0.50	Not Detected	2.4	Not Detected
4-Ethyltoluene	0.50	Not Detected	2.4	Not Detected
1,3,5-Trimethylbenzene	0.50	Not Detected	2.4	Not Detected
1,2,4-Trimethylbenzene	0.50	Not Detected	2.4	Not Detected
1,3-Dichlorobenzene	0.50	Not Detected	3.0	Not Detected
1,4-Dichlorobenzene	0.50	Not Detected	3.0	Not Detected
alpha-Chlorotoluene	0.50	Not Detected	2.6	Not Detected
1,2-Dichlorobenzene	0.50	Not Detected	3.0	Not Detected
1,2,4-Trichlorobenzene	2.0	Not Detected	15	Not Detected
Hexachlorobutadiene	2.0	Not Detected	21	Not Detected
Butane	2.0	Not Detected	4.8	Not Detected
Isopentane	2.0	Not Detected	5.9	Not Detected

J = Estimated value.

Container Type: NA - Not Applicable

Surrogates	%Recovery	Method Limits
Toluene-d8	106	70-130
1,2-Dichloroethane-d4	106	70-130
4-Bromofluorobenzene	93	70-130

eurofins

Air Toxics

Client Sample ID: CCV
Lab ID#: 1208070A-17A
EPA METHOD TO-15 GC/MS

File Name:	14080704a	Date of Collection: NA	
Dil. Factor:	1.00	Date of Analysis: 8/7/12 01:32 PM	

Compound	%Recovery
Freon 12	106
Freon 114	105
Chloromethane	117
Vinyl Chloride	104
1,3-Butadiene	110
Bromomethane	111
Chloroethane	108
Freon 11	112
Ethanol	129
Freon 113	103
1,1-Dichloroethene	105
Acetone	109
2-Propanol	112
Carbon Disulfide	91
3-Chloropropene	85
Methylene Chloride	114
Methyl tert-butyl ether	90
trans-1,2-Dichloroethene	97
Hexane	103
1,1-Dichloroethane	102
2-Butanone (Methyl Ethyl Ketone)	95
cis-1,2-Dichloroethene	103
Tetrahydrofuran	113
Chloroform	102
1,1,1-Trichloroethane	100
Cyclohexane	95
Carbon Tetrachloride	105
2,2,4-Trimethylpentane	104
Benzene	105
1,2-Dichloroethane	112
Heptane	99
Trichloroethene	104
1,2-Dichloropropane	108
1,4-Dioxane	96
Bromodichloromethane	107
cis-1,3-Dichloropropene	92
4-Methyl-2-pentanone	96
Toluene	100
trans-1,3-Dichloropropene	87
1,1,2-Trichloroethane	97
Tetrachloroethene	96
2-Hexanone	93

eurofins

Air Toxics

Client Sample ID: CCV
Lab ID#: 1208070A-17A
EPA METHOD TO-15 GC/MS

File Name:	**14080704a**	**Date of Collection: NA**	
Dil. Factor:	**1.00**	**Date of Analysis: 8/7/12 01:32 PM**	

Compound	%Recovery
Dibromochloromethane	99
1,2-Dibromoethane (EDB)	96
Chlorobenzene	93
Ethyl Benzene	92
m,p-Xylene	91
o-Xylene	93
Styrene	93
Bromoform	105
Cumene	96
1,1,2,2-Tetrachloroethane	104
Propylbenzene	105
4-Ethyltoluene	96
1,3,5-Trimethylbenzene	114
1,2,4-Trimethylbenzene	98
1,3-Dichlorobenzene	104
1,4-Dichlorobenzene	95
alpha-Chlorotoluene	111
1,2-Dichlorobenzene	96
1,2,4-Trichlorobenzene	120
Hexachlorobutadiene	125
Butane	104
Isopentane	120

Container Type: NA - Not Applicable

Surrogates	%Recovery	Method Limits
1,2-Dichloroethane-d4	111	70-130
Toluene-d8	106	70-130
4-Bromofluorobenzene	96	70-130

eurofins

Air Toxics

Client Sample ID: CCV

Lab ID#: 1208070A-17B

EPA METHOD TO-15 GC/MS FULL SCAN

File Name:	**2080902**	**Date of Collection: NA**	
Dil. Factor:	**1.00**	**Date of Analysis: 8/9/12 03:48 PM**	

Compound	%Recovery
Freon 12	119
Freon 114	121
Chloromethane	122
Vinyl Chloride	122
1,3-Butadiene	110
Bromomethane	120
Chloroethane	114
Freon 11	106
Ethanol	97
Freon 113	110
1,1-Dichloroethene	105
Acetone	110
2-Propanol	98
Carbon Disulfide	96
3-Chloropropene	107
Methylene Chloride	107
Methyl tert-butyl ether	107
trans-1,2-Dichloroethene	101
Hexane	106
1,1-Dichloroethane	102
2-Butanone (Methyl Ethyl Ketone)	108
cis-1,2-Dichloroethene	107
Tetrahydrofuran	104
Chloroform	103
1,1,1-Trichloroethane	107
Cyclohexane	109
Carbon Tetrachloride	112
2,2,4-Trimethylpentane	108
Benzene	109
1,2-Dichloroethane	104
Heptane	114
Trichloroethene	112
1,2-Dichloropropane	109
1,4-Dioxane	110
Bromodichloromethane	110
cis-1,3-Dichloropropene	112
4-Methyl-2-pentanone	117
Toluene	109
trans-1,3-Dichloropropene	110
1,1,2-Trichloroethane	107
Tetrachloroethene	103
2-Hexanone	105

eurofins | Air Toxics

Client Sample ID: CCV

Lab ID#: 1208070A-17B

EPA METHOD TO-15 GC/MS FULL SCAN

File Name:	**2080902**	**Date of Collection: NA**	
Dil. Factor:	**1.00**	**Date of Analysis: 8/9/12 03:48 PM**	

Compound	%Recovery
Dibromochloromethane	106
1,2-Dibromoethane (EDB)	104
Chlorobenzene	103
Ethyl Benzene	109
m,p-Xylene	110
o-Xylene	108
Styrene	110
Bromoform	109
Cumene	106
1,1,2,2-Tetrachloroethane	102
Propylbenzene	104
4-Ethyltoluene	108
1,3,5-Trimethylbenzene	111
1,2,4-Trimethylbenzene	106
1,3-Dichlorobenzene	108
1,4-Dichlorobenzene	101
alpha-Chlorotoluene	119
1,2-Dichlorobenzene	102
1,2,4-Trichlorobenzene	108
Hexachlorobutadiene	99
Butane	117
Isopentane	104

Container Type: NA - Not Applicable

Surrogates	%Recovery	Method Limits
Toluene-d8	105	70-130
1,2-Dichloroethane-d4	99	70-130
4-Bromofluorobenzene	103	70-130

eurofins | Air Toxics

Client Sample ID: CCV
Lab ID#: 1208070A-17C
EPA METHOD TO-15 GC/MS FULL SCAN

File Name:	2081002	Date of Collection: NA
Dil. Factor:	1.00	Date of Analysis: 8/10/12 04:45 PM

Compound	%Recovery
Freon 12	114
Freon 114	118
Chloromethane	125
Vinyl Chloride	123
1,3-Butadiene	110
Bromomethane	121
Chloroethane	111
Freon 11	101
Ethanol	98
Freon 113	105
1,1-Dichloroethene	105
Acetone	111
2-Propanol	102
Carbon Disulfide	87
3-Chloropropene	108
Methylene Chloride	106
Methyl tert-butyl ether	107
trans-1,2-Dichloroethene	96
Hexane	105
1,1-Dichloroethane	102
2-Butanone (Methyl Ethyl Ketone)	104
cis-1,2-Dichloroethene	106
Tetrahydrofuran	104
Chloroform	99
1,1,1-Trichloroethane	102
Cyclohexane	108
Carbon Tetrachloride	104
2,2,4-Trimethylpentane	104
Benzene	107
1,2-Dichloroethane	100
Heptane	112
Trichloroethene	110
1,2-Dichloropropane	107
1,4-Dioxane	109
Bromodichloromethane	107
cis-1,3-Dichloropropene	112
4-Methyl-2-pentanone	116
Toluene	107
trans-1,3-Dichloropropene	113
1,1,2-Trichloroethane	108
Tetrachloroethene	104
2-Hexanone	108

eurofins

Air Toxics

Client Sample ID: CCV

Lab ID#: 1208070A-17C

EPA METHOD TO-15 GC/MS FULL SCAN

File Name:	**2081002**	**Date of Collection: NA**	
Dil. Factor:	**1.00**	**Date of Analysis: 8/10/12 04:45 PM**	

Compound	%Recovery
Dibromochloromethane	107
1,2-Dibromoethane (EDB)	105
Chlorobenzene	104
Ethyl Benzene	106
m,p-Xylene	103
o-Xylene	102
Styrene	103
Bromoform	109
Cumene	98
1,1,2,2-Tetrachloroethane	103
Propylbenzene	94
4-Ethyltoluene	95
1,3,5-Trimethylbenzene	95
1,2,4-Trimethylbenzene	89
1,3-Dichlorobenzene	99
1,4-Dichlorobenzene	91
alpha-Chlorotoluene	121
1,2-Dichlorobenzene	93
1,2,4-Trichlorobenzene	89
Hexachlorobutadiene	88
Butane	118
Isopentane	105

Container Type: NA - Not Applicable

Surrogates	%Recovery	Method Limits
Toluene-d8	104	70-130
1,2-Dichloroethane-d4	93	70-130
4-Bromofluorobenzene	99	70-130

Client Sample ID: CCV
Lab ID#: 1208070A-17D
EPA METHOD TO-15 GC/MS FULL SCAN

File Name:	**2081102**	**Date of Collection: NA**	
Dil. Factor:	**1.00**	**Date of Analysis: 8/11/12 05:18 PM**	

Compound	%Recovery
Freon 12	122
Freon 114	123
Chloromethane	119
Vinyl Chloride	118
1,3-Butadiene	107
Bromomethane	121
Chloroethane	113
Freon 11	111
Ethanol	90
Freon 113	110
1,1-Dichloroethene	102
Acetone	106
2-Propanol	93
Carbon Disulfide	100
3-Chloropropene	104
Methylene Chloride	108
Methyl tert-butyl ether	102
trans-1,2-Dichloroethene	95
Hexane	104
1,1-Dichloroethane	101
2-Butanone (Methyl Ethyl Ketone)	106
cis-1,2-Dichloroethene	106
Tetrahydrofuran	102
Chloroform	105
1,1,1-Trichloroethane	109
Cyclohexane	107
Carbon Tetrachloride	116
2,2,4-Trimethylpentane	106
Benzene	110
1,2-Dichloroethane	110
Heptane	116
Trichloroethene	117
1,2-Dichloropropane	110
1,4-Dioxane	112
Bromodichloromethane	118
cis-1,3-Dichloropropene	113
4-Methyl-2-pentanone	120
Toluene	113
trans-1,3-Dichloropropene	114
1,1,2-Trichloroethane	113
Tetrachloroethene	108
2-Hexanone	107

eurofins

Air Toxics

Client Sample ID: CCV

Lab ID#: 1208070A-17D

EPA METHOD TO-15 GC/MS FULL SCAN

File Name:	**2081102**	**Date of Collection: NA**	
Dil. Factor:	**1.00**	**Date of Analysis: 8/11/12 05:18 PM**	

Compound	%Recovery
Dibromochloromethane	114
1,2-Dibromoethane (EDB)	110
Chlorobenzene	108
Ethyl Benzene	110
m,p-Xylene	105
o-Xylene	106
Styrene	104
Bromoform	117
Cumene	104
1,1,2,2-Tetrachloroethane	109
Propylbenzene	97
4-Ethyltoluene	99
1,3,5-Trimethylbenzene	100
1,2,4-Trimethylbenzene	88
1,3-Dichlorobenzene	105
1,4-Dichlorobenzene	96
alpha-Chlorotoluene	120
1,2-Dichlorobenzene	98
1,2,4-Trichlorobenzene	93
Hexachlorobutadiene	95
Butane	113
Isopentane	97

Container Type: NA - Not Applicable

Surrogates	%Recovery	Method Limits
Toluene-d8	108	70-130
1,2-Dichloroethane-d4	102	70-130
4-Bromofluorobenzene	103	70-130

eurofins

Air Toxics

Client Sample ID: LCS

Lab ID#: 1208070A-18A

EPA METHOD TO-15 GC/MS

File Name:	14080705a	Date of Collection: NA	
Dil. Factor:	1.00	Date of Analysis: 8/7/12 01:57 PM	

Compound	%Recovery
Freon 12	102
Freon 114	98
Chloromethane	114
Vinyl Chloride	103
1,3-Butadiene	104
Bromomethane	104
Chloroethane	103
Freon 11	105
Ethanol	104
Freon 113	95
1,1-Dichloroethene	104
Acetone	100
2-Propanol	103
Carbon Disulfide	110
3-Chloropropene	92
Methylene Chloride	105
Methyl tert-butyl ether	82
trans-1,2-Dichloroethene	103
Hexane	98
1,1-Dichloroethane	96
2-Butanone (Methyl Ethyl Ketone)	90
cis-1,2-Dichloroethene	98
Tetrahydrofuran	101
Chloroform	96
1,1,1-Trichloroethane	94
Cyclohexane	88
Carbon Tetrachloride	100
2,2,4-Trimethylpentane	98
Benzene	99
1,2-Dichloroethane	104
Heptane	91
Trichloroethene	96
1,2-Dichloropropane	100
1,4-Dioxane	86
Bromodichloromethane	100
cis-1,3-Dichloropropene	86
4-Methyl-2-pentanone	85
Toluene	93
trans-1,3-Dichloropropene	82
1,1,2-Trichloroethane	90
Tetrachloroethene	89
2-Hexanone	82

eurofins

Air Toxics

Client Sample ID: LCS
Lab ID#: 1208070A-18A
EPA METHOD TO-15 GC/MS

File Name:	**14080705a**	**Date of Collection: NA**	
Dil. Factor:	**1.00**	**Date of Analysis: 8/7/12 01:57 PM**	

Compound	%Recovery
Dibromochloromethane	91
1,2-Dibromoethane (EDB)	88
Chlorobenzene	88
Ethyl Benzene	86
m,p-Xylene	88
o-Xylene	85
Styrene	88
Bromoform	97
Cumene	91
1,1,2,2-Tetrachloroethane	98
Propylbenzene	98
4-Ethyltoluene	84
1,3,5-Trimethylbenzene	103
1,2,4-Trimethylbenzene	85
1,3-Dichlorobenzene	96
1,4-Dichlorobenzene	87
alpha-Chlorotoluene	95
1,2-Dichlorobenzene	89
1,2,4-Trichlorobenzene	102
Hexachlorobutadiene	114
Butane	98
Isopentane	111

Container Type: NA - Not Applicable

Surrogates	%Recovery	Method Limits
1,2-Dichloroethane-d4	109	70-130
Toluene-d8	106	70-130
4-Bromofluorobenzene	98	70-130

eurofins

Air Toxics

Client Sample ID: LCSD

Lab ID#: 1208070A-18AA

EPA METHOD TO-15 GC/MS

File Name:	**14080706a**	**Date of Collection: NA**	
Dil. Factor:	**1.00**	**Date of Analysis: 8/7/12 02:18 PM**	

Compound	%Recovery
Freon 12	101
Freon 114	99
Chloromethane	117
Vinyl Chloride	105
1,3-Butadiene	104
Bromomethane	104
Chloroethane	102
Freon 11	105
Ethanol	114
Freon 113	97
1,1-Dichloroethene	107
Acetone	104
2-Propanol	109
Carbon Disulfide	111
3-Chloropropene	91
Methylene Chloride	107
Methyl tert-butyl ether	84
trans-1,2-Dichloroethene	105
Hexane	99
1,1-Dichloroethane	97
2-Butanone (Methyl Ethyl Ketone)	88
cis-1,2-Dichloroethene	97
Tetrahydrofuran	103
Chloroform	98
1,1,1-Trichloroethane	95
Cyclohexane	90
Carbon Tetrachloride	100
2,2,4-Trimethylpentane	101
Benzene	100
1,2-Dichloroethane	104
Heptane	92
Trichloroethene	97
1,2-Dichloropropane	100
1,4-Dioxane	86
Bromodichloromethane	100
cis-1,3-Dichloropropene	87
4-Methyl-2-pentanone	86
Toluene	94
trans-1,3-Dichloropropene	85
1,1,2-Trichloroethane	92
Tetrachloroethene	91
2-Hexanone	85

eurofins

Air Toxics

Client Sample ID: LCSD

Lab ID#: 1208070A-18AA

EPA METHOD TO-15 GC/MS

File Name:	**14080706a**	**Date of Collection: NA**	
Dil. Factor:	**1.00**	**Date of Analysis: 8/7/12 02:18 PM**	

Compound	%Recovery
Dibromochloromethane	92
1,2-Dibromoethane (EDB)	92
Chlorobenzene	89
Ethyl Benzene	87
m,p-Xylene	90
o-Xylene	88
Styrene	89
Bromoform	97
Cumene	93
1,1,2,2-Tetrachloroethane	101
Propylbenzene	102
4-Ethyltoluene	88
1,3,5-Trimethylbenzene	107
1,2,4-Trimethylbenzene	90
1,3-Dichlorobenzene	100
1,4-Dichlorobenzene	90
alpha-Chlorotoluene	102
1,2-Dichlorobenzene	96
1,2,4-Trichlorobenzene	127
Hexachlorobutadiene	135 Q
Butane	101
Isopentane	112

Q = Exceeds Quality Control limits.

Container Type: NA - Not Applicable

Surrogates	%Recovery	Method Limits
1,2-Dichloroethane-d4	110	70-130
Toluene-d8	106	70-130
4-Bromofluorobenzene	98	70-130

eurofins

Air Toxics

Client Sample ID: LCS

Lab ID#: 1208070A-18B

EPA METHOD TO-15 GC/MS FULL SCAN

File Name:	2080903	**Date of Collection: NA**	
Dil. Factor:	1.00	**Date of Analysis: 8/9/12 04:22 PM**	

Compound	%Recovery
Freon 12	108
Freon 114	111
Chloromethane	113
Vinyl Chloride	114
1,3-Butadiene	103
Bromomethane	112
Chloroethane	102
Freon 11	101
Ethanol	84
Freon 113	106
1,1-Dichloroethene	112
Acetone	107
2-Propanol	94
Carbon Disulfide	113
3-Chloropropene	118
Methylene Chloride	102
Methyl tert-butyl ether	108
trans-1,2-Dichloroethene	111
Hexane	102
1,1-Dichloroethane	102
2-Butanone (Methyl Ethyl Ketone)	104
cis-1,2-Dichloroethene	108
Tetrahydrofuran	98
Chloroform	102
1,1,1-Trichloroethane	106
Cyclohexane	107
Carbon Tetrachloride	109
2,2,4-Trimethylpentane	102
Benzene	109
1,2-Dichloroethane	102
Heptane	111
Trichloroethene	112
1,2-Dichloropropane	107
1,4-Dioxane	106
Bromodichloromethane	110
cis-1,3-Dichloropropene	113
4-Methyl-2-pentanone	105
Toluene	107
trans-1,3-Dichloropropene	110
1,1,2-Trichloroethane	105
Tetrachloroethene	101
2-Hexanone	98

eurofins

Air Toxics

Client Sample ID: LCS

Lab ID#: 1208070A-18B

EPA METHOD TO-15 GC/MS FULL SCAN

File Name:	**2080903**	**Date of Collection: NA**	
Dil. Factor:	**1.00**	**Date of Analysis: 8/9/12 04:22 PM**	

Compound	%Recovery
Dibromochloromethane	103
1,2-Dibromoethane (EDB)	104
Chlorobenzene	102
Ethyl Benzene	104
m,p-Xylene	108
o-Xylene	103
Styrene	100
Bromoform	105
Cumene	100
1,1,2,2-Tetrachloroethane	101
Propylbenzene	100
4-Ethyltoluene	99
1,3,5-Trimethylbenzene	103
1,2,4-Trimethylbenzene	95
1,3-Dichlorobenzene	105
1,4-Dichlorobenzene	98
alpha-Chlorotoluene	107
1,2-Dichlorobenzene	97
1,2,4-Trichlorobenzene	103
Hexachlorobutadiene	93
Butane	106
Isopentane	100

Container Type: NA - Not Applicable

Surrogates	%Recovery	Method Limits
Toluene-d8	106	70-130
1,2-Dichloroethane-d4	95	70-130
4-Bromofluorobenzene	103	70-130

eurofins

Air Toxics

Client Sample ID: LCSD

Lab ID#: 1208070A-18BB

EPA METHOD TO-15 GC/MS FULL SCAN

File Name:	**2080904**	**Date of Collection: NA**	
Dil. Factor:	**1.00**	**Date of Analysis: 8/9/12 04:51 PM**	

Compound	%Recovery
Freon 12	103
Freon 114	107
Chloromethane	112
Vinyl Chloride	110
1,3-Butadiene	102
Bromomethane	109
Chloroethane	101
Freon 11	99
Ethanol	89
Freon 113	104
1,1-Dichloroethene	112
Acetone	106
2-Propanol	97
Carbon Disulfide	111
3-Chloropropene	117
Methylene Chloride	102
Methyl tert-butyl ether	108
trans-1,2-Dichloroethene	112
Hexane	100
1,1-Dichloroethane	103
2-Butanone (Methyl Ethyl Ketone)	105
cis-1,2-Dichloroethene	109
Tetrahydrofuran	100
Chloroform	100
1,1,1-Trichloroethane	105
Cyclohexane	107
Carbon Tetrachloride	107
2,2,4-Trimethylpentane	102
Benzene	109
1,2-Dichloroethane	101
Heptane	109
Trichloroethene	112
1,2-Dichloropropane	109
1,4-Dioxane	107
Bromodichloromethane	109
cis-1,3-Dichloropropene	116
4-Methyl-2-pentanone	110
Toluene	106
trans-1,3-Dichloropropene	112
1,1,2-Trichloroethane	105
Tetrachloroethene	101
2-Hexanone	98

eurofins

Air Toxics

Client Sample ID: LCSD

Lab ID#: 1208070A-18BB

EPA METHOD TO-15 GC/MS FULL SCAN

File Name:	**2080904**	**Date of Collection: NA**	
Dil. Factor:	**1.00**	**Date of Analysis: 8/9/12 04:51 PM**	

Compound	%Recovery
Dibromochloromethane	105
1,2-Dibromoethane (EDB)	104
Chlorobenzene	102
Ethyl Benzene	102
m,p-Xylene	102
o-Xylene	100
Styrene	96
Bromoform	106
Cumene	97
1,1,2,2-Tetrachloroethane	102
Propylbenzene	93
4-Ethyltoluene	90
1,3,5-Trimethylbenzene	93
1,2,4-Trimethylbenzene	86
1,3-Dichlorobenzene	98
1,4-Dichlorobenzene	89
alpha-Chlorotoluene	106
1,2-Dichlorobenzene	92
1,2,4-Trichlorobenzene	95
Hexachlorobutadiene	86
Butane	105
Isopentane	100

Container Type: NA - Not Applicable

Surrogates	%Recovery	Method Limits
Toluene-d8	105	70-130
1,2-Dichloroethane-d4	94	70-130
4-Bromofluorobenzene	100	70-130

eurofins

Air Toxics

Client Sample ID: LCS

Lab ID#: 1208070A-18C

EPA METHOD TO-15 GC/MS FULL SCAN

File Name:	**2081003**	**Date of Collection: NA**	
Dil. Factor:	**1.00**	**Date of Analysis: 8/10/12 05:16 PM**	

Compound	%Recovery
Freon 12	105
Freon 114	109
Chloromethane	117
Vinyl Chloride	113
1,3-Butadiene	104
Bromomethane	112
Chloroethane	102
Freon 11	99
Ethanol	88
Freon 113	104
1,1-Dichloroethene	112
Acetone	108
2-Propanol	97
Carbon Disulfide	109
3-Chloropropene	118
Methylene Chloride	102
Methyl tert-butyl ether	110
trans-1,2-Dichloroethene	112
Hexane	102
1,1-Dichloroethane	102
2-Butanone (Methyl Ethyl Ketone)	107
cis-1,2-Dichloroethene	108
Tetrahydrofuran	100
Chloroform	101
1,1,1-Trichloroethane	103
Cyclohexane	109
Carbon Tetrachloride	106
2,2,4-Trimethylpentane	104
Benzene	109
1,2-Dichloroethane	98
Heptane	111
Trichloroethene	112
1,2-Dichloropropane	108
1,4-Dioxane	105
Bromodichloromethane	107
cis-1,3-Dichloropropene	115
4-Methyl-2-pentanone	109
Toluene	106
trans-1,3-Dichloropropene	112
1,1,2-Trichloroethane	108
Tetrachloroethene	102
2-Hexanone	99

eurofins

Air Toxics

Client Sample ID: LCS

Lab ID#: 1208070A-18C

EPA METHOD TO-15 GC/MS FULL SCAN

File Name:	**2081003**	**Date of Collection: NA**	
Dil. Factor:	**1.00**	**Date of Analysis: 8/10/12 05:16 PM**	

Compound	%Recovery
Dibromochloromethane	104
1,2-Dibromoethane (EDB)	106
Chlorobenzene	104
Ethyl Benzene	105
m,p-Xylene	106
o-Xylene	102
Styrene	98
Bromoform	105
Cumene	99
1,1,2,2-Tetrachloroethane	104
Propylbenzene	96
4-Ethyltoluene	93
1,3,5-Trimethylbenzene	97
1,2,4-Trimethylbenzene	88
1,3-Dichlorobenzene	101
1,4-Dichlorobenzene	92
alpha-Chlorotoluene	110
1,2-Dichlorobenzene	95
1,2,4-Trichlorobenzene	96
Hexachlorobutadiene	88
Butane	105
Isopentane	100

Container Type: NA - Not Applicable

Surrogates	%Recovery	Method Limits
Toluene-d8	105	70-130
1,2-Dichloroethane-d4	94	70-130
4-Bromofluorobenzene	102	70-130

eurofins

Air Toxics

Client Sample ID: LCSD

Lab ID#: 1208070A-18CC

EPA METHOD TO-15 GC/MS FULL SCAN

File Name:	**2081004**	**Date of Collection: NA**	
Dil. Factor:	**1.00**	**Date of Analysis: 8/10/12 05:48 PM**	

Compound	%Recovery
Freon 12	103
Freon 114	110
Chloromethane	115
Vinyl Chloride	113
1,3-Butadiene	102
Bromomethane	112
Chloroethane	105
Freon 11	98
Ethanol	86
Freon 113	104
1,1-Dichloroethene	111
Acetone	109
2-Propanol	98
Carbon Disulfide	109
3-Chloropropene	121
Methylene Chloride	103
Methyl tert-butyl ether	109
trans-1,2-Dichloroethene	113
Hexane	102
1,1-Dichloroethane	102
2-Butanone (Methyl Ethyl Ketone)	106
cis-1,2-Dichloroethene	107
Tetrahydrofuran	102
Chloroform	99
1,1,1-Trichloroethane	104
Cyclohexane	108
Carbon Tetrachloride	106
2,2,4-Trimethylpentane	104
Benzene	108
1,2-Dichloroethane	99
Heptane	109
Trichloroethene	111
1,2-Dichloropropane	109
1,4-Dioxane	105
Bromodichloromethane	106
cis-1,3-Dichloropropene	114
4-Methyl-2-pentanone	108
Toluene	104
trans-1,3-Dichloropropene	113
1,1,2-Trichloroethane	106
Tetrachloroethene	101
2-Hexanone	99

eurofins

Air Toxics

Client Sample ID: LCSD

Lab ID#: 1208070A-18CC

EPA METHOD TO-15 GC/MS FULL SCAN

File Name:	**2081004**	**Date of Collection: NA**	
Dil. Factor:	**1.00**	**Date of Analysis: 8/10/12 05:48 PM**	

Compound	%Recovery
Dibromochloromethane	103
1,2-Dibromoethane (EDB)	104
Chlorobenzene	103
Ethyl Benzene	102
m,p-Xylene	101
o-Xylene	98
Styrene	95
Bromoform	105
Cumene	96
1,1,2,2-Tetrachloroethane	102
Propylbenzene	91
4-Ethyltoluene	87
1,3,5-Trimethylbenzene	90
1,2,4-Trimethylbenzene	82
1,3-Dichlorobenzene	96
1,4-Dichlorobenzene	88
alpha-Chlorotoluene	107
1,2-Dichlorobenzene	91
1,2,4-Trichlorobenzene	90
Hexachlorobutadiene	85
Butane	106
Isopentane	101

Container Type: NA - Not Applicable

Surrogates	%Recovery	Method Limits
Toluene-d8	104	70-130
1,2-Dichloroethane-d4	92	70-130
4-Bromofluorobenzene	97	70-130

eurofins

Air Toxics

Client Sample ID: LCS

Lab ID#: 1208070A-18D

EPA METHOD TO-15 GC/MS FULL SCAN

File Name:	**2081103**	**Date of Collection: NA**	
Dil. Factor:	**1.00**	**Date of Analysis: 8/11/12 05:50 PM**	

Compound	%Recovery
Freon 12	110
Freon 114	113
Chloromethane	113
Vinyl Chloride	110
1,3-Butadiene	99
Bromomethane	112
Chloroethane	98
Freon 11	105
Ethanol	82
Freon 113	106
1,1-Dichloroethene	110
Acetone	101
2-Propanol	91
Carbon Disulfide	115
3-Chloropropene	112
Methylene Chloride	101
Methyl tert-butyl ether	104
trans-1,2-Dichloroethene	109
Hexane	99
1,1-Dichloroethane	100
2-Butanone (Methyl Ethyl Ketone)	102
cis-1,2-Dichloroethene	108
Tetrahydrofuran	95
Chloroform	104
1,1,1-Trichloroethane	108
Cyclohexane	106
Carbon Tetrachloride	112
2,2,4-Trimethylpentane	102
Benzene	107
1,2-Dichloroethane	103
Heptane	109
Trichloroethene	112
1,2-Dichloropropane	105
1,4-Dioxane	105
Bromodichloromethane	110
cis-1,3-Dichloropropene	111
4-Methyl-2-pentanone	108
Toluene	105
trans-1,3-Dichloropropene	111
1,1,2-Trichloroethane	107
Tetrachloroethene	103
2-Hexanone	94

eurofins

Air Toxics

Client Sample ID: LCS

Lab ID#: 1208070A-18D

EPA METHOD TO-15 GC/MS FULL SCAN

File Name:	**2081103**	**Date of Collection: NA**	
Dil. Factor:	**1.00**	**Date of Analysis: 8/11/12 05:50 PM**	

Compound	%Recovery
Dibromochloromethane	107
1,2-Dibromoethane (EDB)	106
Chlorobenzene	103
Ethyl Benzene	101
m,p-Xylene	96
o-Xylene	97
Styrene	90
Bromoform	109
Cumene	94
1,1,2,2-Tetrachloroethane	105
Propylbenzene	88
4-Ethyltoluene	85
1,3,5-Trimethylbenzene	87
1,2,4-Trimethylbenzene	77
1,3-Dichlorobenzene	95
1,4-Dichlorobenzene	85
alpha-Chlorotoluene	103
1,2-Dichlorobenzene	88
1,2,4-Trichlorobenzene	84
Hexachlorobutadiene	84
Butane	107
Isopentane	96

Container Type: NA - Not Applicable

Surrogates	%Recovery	Method Limits
Toluene-d8	103	70-130
1,2-Dichloroethane-d4	98	70-130
4-Bromofluorobenzene	98	70-130

eurofins

Air Toxics

Client Sample ID: LCSD

Lab ID#: 1208070A-18DD

EPA METHOD TO-15 GC/MS FULL SCAN

File Name:	**2081104**	**Date of Collection: NA**	
Dil. Factor:	**1.00**	**Date of Analysis: 8/11/12 06:21 PM**	

Compound	%Recovery
Freon 12	105
Freon 114	108
Chloromethane	108
Vinyl Chloride	110
1,3-Butadiene	99
Bromomethane	110
Chloroethane	98
Freon 11	100
Ethanol	82
Freon 113	103
1,1-Dichloroethene	107
Acetone	102
2-Propanol	89
Carbon Disulfide	110
3-Chloropropene	113
Methylene Chloride	98
Methyl tert-butyl ether	103
trans-1,2-Dichloroethene	108
Hexane	99
1,1-Dichloroethane	100
2-Butanone (Methyl Ethyl Ketone)	100
cis-1,2-Dichloroethene	104
Tetrahydrofuran	95
Chloroform	100
1,1,1-Trichloroethane	105
Cyclohexane	105
Carbon Tetrachloride	108
2,2,4-Trimethylpentane	100
Benzene	106
1,2-Dichloroethane	101
Heptane	107
Trichloroethene	112
1,2-Dichloropropane	105
1,4-Dioxane	104
Bromodichloromethane	109
cis-1,3-Dichloropropene	110
4-Methyl-2-pentanone	107
Toluene	105
trans-1,3-Dichloropropene	112
1,1,2-Trichloroethane	108
Tetrachloroethene	103
2-Hexanone	98

eurofins

Air Toxics

Client Sample ID: LCSD

Lab ID#: 1208070A-18DD

EPA METHOD TO-15 GC/MS FULL SCAN

File Name:	**2081104**	**Date of Collection: NA**	
Dil. Factor:	**1.00**	**Date of Analysis: 8/11/12 06:21 PM**	

Compound	%Recovery
Dibromochloromethane	107
1,2-Dibromoethane (EDB)	107
Chlorobenzene	104
Ethyl Benzene	107
m,p-Xylene	109
o-Xylene	106
Styrene	101
Bromoform	108
Cumene	104
1,1,2,2-Tetrachloroethane	105
Propylbenzene	102
4-Ethyltoluene	99
1,3,5-Trimethylbenzene	105
1,2,4-Trimethylbenzene	96
1,3-Dichlorobenzene	108
1,4-Dichlorobenzene	100
alpha-Chlorotoluene	112
1,2-Dichlorobenzene	100
1,2,4-Trichlorobenzene	104
Hexachlorobutadiene	95
Butane	102
Isopentane	94

Container Type: NA - Not Applicable

Surrogates	%Recovery	Method Limits
Toluene-d8	104	70-130
1,2-Dichloroethane-d4	96	70-130
4-Bromofluorobenzene	103	70-130

Shell Oil Products Chain Of Custody Record

URS

Air Toxics LTD.
Project Name: Roxana Soil Vapor
Project # 21562735.00013
Lab Vendor #

Please Check Appropriate Box:
☑ ENV. SERVICES ☐ MOTIVA RETAIL ☐ SHELL RETAIL
☐ MOTIVA SD&CH ☐ CONSULTANT ☐ LUBES
☐ SHELL PIPELINE ☐ OTHER

Print Bill To Contact Name: Robert Mooshegian
PO #:
INCIDENT # (ENV SERVICES): 9721664 0
SAP #: 340061
☐ CHECK IF NO INCIDENT # APPLIES
DATE: 08/02/12
PAGE: 1 of 2

SAMPLING COMPANY: URS CORPORATION
LOG CODE:
SITE ADDRESS: Street and City: 900 SOUTH CENTRAL AVE – ROXANA
State: IL
GLOBAL ID NO.:
ADDRESS: 1001 HIGHLANDS PLAZA DRIVE WEST - SUITE 300; ST. LOUIS, MO 63110
EDF DELIVERABLE TO (Name, Company, Office Location): Elizabeth Kunkel, URS, St. Louis
PHONE NO: 314-743-4179
E-MAIL: Elizabeth_Kunkel@URSCorp.com
CONSULTANT PROJECT NAME#: Roxana Soil Vapor
LABORATORY ADDRESS: Air Toxics, LTD 180 Blue Ravine Road, Suite B, Folsom, CA 95630-4719
M. Currier, C Williams, M. Mittermeyer, J. Jackson, D. Mattingly.
TELEPHONE:
FAX: 314-429-0462
Bill To Contact E-MAIL: Robert.Mooshegian@urs.com

TURNAROUND TIME (CALENDAR DAYS):
☑ STANDARD (14 DAY) ☐ 5 DAYS ☐ 3 DAYS ☐ 2 DAYS ☐ 24 HOURS ☐ RESULTS NEEDED ON WEEKEND

REQUESTED ANALYSIS

☐ LA - RWQCB REPORT FORMAT ☑ UST AGENCY:

DELIVERABLES: ☐ LEVEL 1 ☐ LEVEL 2 ☐ LEVEL 3 ☑ LEVEL 4 ☐ OTHER (SPECIFY)

☑ SHELL CONTRACT RATE APPLIES
☐ STATE REIMBURSEMENT RATE APPLIES
☐ EDD NOT NEEDED
☑ RECEIPT VERIFICATION REQUESTED

Turn Around Time: ☑ Normal ☐ Rush ☐ Specify

Lab Use Only
Pressurized by:
Date:
Pressurization Gas: N_2 He

LAB USE ONLY	Field Sample Identification	SAMPLING DATE	SAMPLING TIME	Canister Number	Canister Pressure/Vacuum Initial	Final	Receipt	Final (psi)	Modified TO-15 + Butane & Isopentane	ASTM D-1946 + Helium	ASTM D-1946				
01A	VMP-1-38.5-073112	07/31/12	1536-1607	9343	-29	-9			X	X					
02A	VMP-7-5-073112	07/31/12	0844-0914	35626	-28	-9			X	X					
03A	VMP-8-5-073112	07/31/12	1012-1045	33734	-30	-10.5			X	X					
04A	VMP-29-10-073012	07/30/12	0913-0946	31757	-30	-9			X	X					
05A	VMP-29-20-073012	07/30/12	1012-1042	37392	-30	-9			X	X					
06A	VMP-29-20-073012-Dup	07/30/12	1012-1042	37430	-30	-8			X	X					
07A	VMP-29-30-073012	07/30/12	1059-1129	34661	-30	-9.5			X	X					
08A	VMP-30-10-073012	07/30/12	0904-0940	35619	-30	-8			X	X					
09A	VMP-30-20-073012	07/30/12	1003-1041	2078	-30	-8			X	X					
10A	VMP-30-30-073012	07/30/12	1055-1134	37669	-30	-9			X	X					

ADDITIONAL NOTES:
- 14 day hold time
- Report results between MDL and RL
- Level IV ECVP

Fedex
Custody Seal Intact?
(Y) N None Temp ____

1208070

Relinquished by (Signature)	Received by (Signature)	Date	Time
	FEDEX	8/2/12	1700
Relinquished by (Signature)	Received by (Signature)	Date	Time
		8/3/12	0930
Relinquished by (Signature)	Received by (Signature)	Date	Time

05/2008 Revision

Shell Oil Products Chain Of Custody Record

URS

Air Toxics LTD.
Project Name: Roxana Soil Vapor
Project # 21562735.00013
Lab Vendor #

Please Check Appropriate Box:
☑ ENV. SERVICES ☐ MOTIVA RETAIL ☐ SHELL RETAIL
☐ MOTIVA SOBCM ☐ CONSULTANT ☐ LUBES
☐ SHELL PIPELINE ☐ OTHER

Print Bill To Contact Name: Robert Mooshegian
PO #:
INCIDENT # (ENV SERVICES): 9 7 2 1 6 6 4 0
☐ CHECK IF NO INCIDENT # APPLIES
SAP #: 3 4 0 0 8 1
DATE: 05/02/12
PAGE: 2 of 2

SAMPLING COMPANY: URS CORPORATION
LOG CODE:
SITE ADDRESS: Street and City: 900 SOUTH CENTRAL AVE -- ROXANA
State: IL
GLOBAL ID NO.:

ADDRESS: 1001 HIGHLANDS PLAZA DRIVE WEST - SUITE 300; ST. LOUIS, MO 63110
EDF DELIVERABLE TO (Name, Company, Office Location): Elizabeth Kunkel, URS, St Louis
PHONE NO.: 314-743-4179
E-MAIL: Elizabeth.Kunkel@URSCorp.com
CONSULTANT PROJECT NAME/#: Roxana Soil Vapor

Laboratory Address: Air Toxics, LTD 180 Blue Ravine Road, Suite B, Folsom, CA 95630-4719
M. Currier, C Williams, M Mittermeyer, J Jackson, D Mattingly

TELEPHONE:
FAX: 314-429-0462
EE To Contact E-MAIL: Robert.MooshegianGURS.com

TURNAROUND TIME (CALENDAR DAYS):
☑ STANDARD (14 DAY) ☐ 5 DAYS ☐ 3 DAYS ☐ 2 DAYS ☐ 24 HOURS ☐ RESULTS NEEDED ON WEEKEND

REQUESTED ANALYSIS

☐ LA - RWQCB REPORT FORMAT ☑ UST AGENCY:
DELIVERABLES: ☐ LEVEL 1 ☐ LEVEL 2 ☐ LEVEL 3 ☑ LEVEL 4 ☐ OTHER (SPECIFY)

☑ SHELL CONTRACT RATE APPLIES
☐ STATE REIMBURSEMENT RATE APPLIES
☐ EDD NOT NEEDED
☑ RECEIPT VERIFICATION REQUESTED

Turn Around Time: ☑ Normal ☐ Rush Specify

Lab Use Only
Pressurized by:
Date:
Pressurization Gas: N_2 He

LAB USE ONLY	Field Sample Identification	SAMPLING DATE	SAMPLING TIME	Canister Number	Canister Pressure/Vacuum Initial	Final	Receipt	Final (psi)	Modified TO-15 + Butane & Isopentane	ASTM D-1946 + Helium	ASTM D-1946				
11A	VMP-41-10-072712	07/27/12	1348-1422	2100	-30	-10			X	X					
12A	VMP-41-20-072712	07/27/12	1444-1522	1732	-29.5	-9.5			X	X					
13A	VMP-41-20-072712-Dup	07/27/12	1444-1522	34161	-29.5	-10			X	X					
14A	VMP-41-30-072712	07/27/12	1537-1612	376756	-30	-7.5			X	X					
15A	VMP-20-5-073112	07/31/12	1409-1442	23638	-30	-9			X	X					

ADDITIONAL NOTES:
- 14 day hold time
- Report results between MDL and RL
- Level IV ECVP

Fedex
Custody Seal Intact?
(Y) N None Temp ____
1208070

	Relinquished by (Signature)	Received by (Signature)	Date	Time
		FEDEX	5/2/12	1700
	Relinquished by (Signature)	Received by (Signature)	Date	Time
			5/3/12	0930
	Relinquished by (Signature)	Received by (Signature)	Date	Time

05/2/05 Revision

eurofins | Air Toxics

8/24/2012
Ms. Elizabeth Kunkel
URS Corporation
1001 Highlands Plaza Dr. West
Suite 300
St. Louis MO 63110

Project Name: Roxana Soil Vapor
Project #: 21562735.00013
Workorder #: 1208070B

Dear Ms. Elizabeth Kunkel

The following report includes the data for the above referenced project for sample(s) received on 8/3/2012 at Air Toxics Ltd.

The data and associated QC analyzed by Modified ASTM D-1946 are compliant with the project requirements or laboratory criteria with the exception of the deviations noted in the attached case narrative.

Thank you for choosing Air Toxics Ltd. for your air analysis needs. Air Toxics Ltd. is committed to providing accurate data of the highest quality. Please feel free to contact the Project Manager: Kelly Buettner at 916-985-1000 if you have any questions regarding the data in this report.

Regards,

Kelly Buettner

Project Manager

eurofins | Air Toxics

WORK ORDER #: 1208070B

Work Order Summary

CLIENT:	Ms. Elizabeth Kunkel URS Corporation 1001 Highlands Plaza Dr. West Suite 300 St. Louis, MO 63110	**BILL TO:**	Accounts Payable Austin URS Corporation P.O. BOX 203970 Austin, TX 78720-1088
PHONE:	314-743-4179	**P.O. #**	21562735.00013
FAX:		**PROJECT #**	21562735.00013 Roxana Soil Vapor
DATE RECEIVED:	08/03/2012	**CONTACT:**	Kelly Buettner
DATE COMPLETED:	08/24/2012		

FRACTION #	NAME	TEST	RECEIPT VAC./PRES.	FINAL PRESSURE
01A	VMP-1-38.5-073112	Modified ASTM D-1946	8.5 "Hg	5 psi
02A	VMP-7-5-073112	Modified ASTM D-1946	9.5 "Hg	5 psi
03A	VMP-8-5-073112	Modified ASTM D-1946	10.5 "Hg	5 psi
04A	VMP-29-10-073012	Modified ASTM D-1946	10.0 "Hg	5 psi
05A	VMP-29-20-073012	Modified ASTM D-1946	10.0 "Hg	5 psi
06A	VMP-29-20-073012-Dup	Modified ASTM D-1946	8.5 "Hg	5 psi
07A	VMP-29-30-073012	Modified ASTM D-1946	10.5 "Hg	5 psi
08A	VMP-30-10-073012	Modified ASTM D-1946	8.5 "Hg	5 psi
09A	VMP-30-20-073012	Modified ASTM D-1946	9.0 "Hg	5 psi
10A	VMP-30-30-073012	Modified ASTM D-1946	9.5 "Hg	5 psi
11A	VMP-41-10-072712	Modified ASTM D-1946	9.5 "Hg	5 psi
12A	VMP-41-20-072712	Modified ASTM D-1946	8.5 "Hg	5 psi
13A	VMP-41-20-072712-Dup	Modified ASTM D-1946	9.0 "Hg	5 psi
14A	VMP-41-30-072712	Modified ASTM D-1946	9.0 "Hg	5 psi
15A	VMP-20-5-073112	Modified ASTM D-1946	9.5 "Hg	5 psi
16A	Lab Blank	Modified ASTM D-1946	NA	NA
16B	Lab Blank	Modified ASTM D-1946	NA	NA
17A	LCS	Modified ASTM D-1946	NA	NA
17AA	LCSD	Modified ASTM D-1946	NA	NA

CERTIFIED BY: Heidi Hayes DATE: 08/24/12

Technical Director

Certfication numbers: AZ Licensure AZ0775, CA NELAP - 12282CA, NY NELAP - 11291,
TX NELAP - T104704434-12-5, UT NELAP CA009332012-3, WA NELAP - C935
Name of Accrediting Agency: NELAP/ORELAP (Oregon Environmental Laboratory Accreditation Program)
Accreditation number: CA300005, Effective date: 10/18/2011, Expiration date: 10/17/2012.
Eurofins Air Toxics Ltd. certifies that the test results contained in this report meet all requirements of the NELAC standards

This report shall not be reproduced, except in full, without the written approval of Eurofins Air Toxics, Inc.

180 BLUE RAVINE ROAD, SUITE B FOLSOM, CA - 9563
(916) 985-1000 . (800) 985-5955 . FAX (916) 985-1020

LABORATORY NARRATIVE
Modified ASTM D-1946
URS Corporation
Workorder# 1208070B

Fifteen 1 Liter Summa Canister samples were received on August 03, 2012. The laboratory performed analysis via Modified ASTM Method D-1946 for Methane and fixed gases in air using GC/FID or GC/TCD. The method involves direct injection of 1.0 mL of sample.

On the analytical column employed for this analysis, Oxygen coelutes with Argon. The corresponding peak is quantitated as Oxygen.

Since Nitrogen is used to pressurize samples, the reported Nitrogen values are calculated by adding all the sample components and subtracting from 100%.

Method modifications taken to run these samples are summarized in the table below. Specific project requirements may over-ride the ATL modifications.

Requirement	*ASTM D-1946*	*ATL Modifications*
Calibration	A single point calibration is performed using a reference standard closely matching the composition of the unknown.	A 3-point calibration curve is performed. Quantitation is based on a daily calibration standard which may or may not resemble the composition of the associated samples.
Reference Standard	The composition of any reference standard must be known to within 0.01 mol % for any component.	The standards used by ATL are blended to a >/= 95% accuracy.
Sample Injection Volume	Components whose concentrations are in excess of 5 % should not be analyzed by using sample volumes greater than 0.5 mL.	The sample container is connected directly to a fixed volume sample loop of 1.0 mL on the GC. Linear range is defined by the calibration curve. Bags are loaded by vacuum.
Normalization	Normalize the mole percent values by multiplying each value by 100 and dividing by the sum of the original values. The sum of the original values should not differ from 100% by more than 1.0%.	Results are not normalized. The sum of the reported values can differ from 100% by as much as 15%, either due to analytical variability or an unusual sample matrix.
Precision	Precision requirements established at each concentration level.	Duplicates should agree within 25% RPD for detections > 5 X's the RL.

Receiving Notes

There were no receiving discrepancies.

Analytical Notes

As per project specific client request the laboratory has reported estimated values for target compound hits that are below the Reporting Limit but greater than the Method Detection Limit.

Definition of Data Qualifying Flags

Seven qualifiers may have been used on the data analysis sheets and indicate as follows:
B - Compound present in laboratory blank greater than reporting limit.
J - Estimated value.
E - Exceeds instrument calibration range.
S - Saturated peak.
Q - Exceeds quality control limits.
U - Compound analyzed for but not detected above the detection limit.
M - Reported value may be biased due to apparent matrix interferences.
File extensions may have been used on the data analysis sheets and indicates as follows:
a-File was requantified
b-File was quantified by a second column and detector
r1-File was requantified for the purpose of reissue

eurofins | Air Toxics

Summary of Detected Compounds
NATURAL GAS ANALYSIS BY MODIFIED ASTM D-1946

Client Sample ID: VMP-1-38.5-073112

Lab ID#: 1208070B-01A

Compound	Rpt. Limit (%)	Amount (%)
Oxygen	0.19	15
Nitrogen	0.19	83
Methane	0.00019	0.000097 J
Carbon Dioxide	0.019	1.7

Client Sample ID: VMP-7-5-073112

Lab ID#: 1208070B-02A

Compound	Rpt. Limit (%)	Amount (%)
Oxygen	0.20	21
Nitrogen	0.20	78
Methane	0.00020	0.00022
Carbon Dioxide	0.020	0.14
Helium	0.098	0.59

Client Sample ID: VMP-8-5-073112

Lab ID#: 1208070B-03A

Compound	Rpt. Limit (%)	Amount (%)
Oxygen	0.21	18
Nitrogen	0.21	78
Methane	0.00021	0.00016 J
Carbon Dioxide	0.021	3.5
Helium	0.10	0.0093 J

Client Sample ID: VMP-29-10-073012

Lab ID#: 1208070B-04A

Compound	Rpt. Limit (%)	Amount (%)
Oxygen	0.20	9.5
Nitrogen	0.20	81
Carbon Dioxide	0.020	9.1

eurofins

Air Toxics

Summary of Detected Compounds
NATURAL GAS ANALYSIS BY MODIFIED ASTM D-1946

Client Sample ID: VMP-29-20-073012

Lab ID#: 1208070B-05A

Compound	Rpt. Limit (%)	Amount (%)
Oxygen	0.20	8.8
Nitrogen	0.20	81
Methane	0.00020	0.000078 J
Carbon Dioxide	0.020	9.8

Client Sample ID: VMP-29-20-073012-Dup

Lab ID#: 1208070B-06A

Compound	Rpt. Limit (%)	Amount (%)
Oxygen	0.25	9.6
Nitrogen	0.25	81
Methane	0.00025	0.000030 J
Carbon Dioxide	0.025	9.3
Helium	0.12	0.060 J

Client Sample ID: VMP-29-30-073012

Lab ID#: 1208070B-07A

Compound	Rpt. Limit (%)	Amount (%)
Oxygen	0.21	6.6
Nitrogen	0.21	82
Methane	0.00021	0.000027 J
Carbon Dioxide	0.021	11
Helium	0.10	0.012 J

Client Sample ID: VMP-30-10-073012

Lab ID#: 1208070B-08A

Compound	Rpt. Limit (%)	Amount (%)
Oxygen	0.19	15
Nitrogen	0.19	80
Methane	0.00019	0.000019 J

eurofins

Air Toxics

Summary of Detected Compounds
NATURAL GAS ANALYSIS BY MODIFIED ASTM D-1946

Client Sample ID: VMP-30-10-073012

Lab ID#: 1208070B-08A

Carbon Dioxide	0.019	5.1
Helium	0.094	0.0070 J

Client Sample ID: VMP-30-20-073012

Lab ID#: 1208070B-09A

Compound	Rpt. Limit (%)	Amount (%)
Oxygen	0.19	5.0
Nitrogen	0.19	83
Methane	0.00019	0.000091 J
Carbon Dioxide	0.019	12
Helium	0.096	0.029 J

Client Sample ID: VMP-30-30-073012

Lab ID#: 1208070B-10A

Compound	Rpt. Limit (%)	Amount (%)
Oxygen	0.20	2.4
Nitrogen	0.20	84
Methane	0.00020	0.0020
Carbon Dioxide	0.020	14
Helium	0.098	0.0098 J

Client Sample ID: VMP-41-10-072712

Lab ID#: 1208070B-11A

Compound	Rpt. Limit (%)	Amount (%)
Oxygen	0.20	15
Nitrogen	0.20	80
Methane	0.00020	0.00014 J
Carbon Dioxide	0.020	5.2
Helium	0.098	0.019 J

eurofins

Air Toxics

Summary of Detected Compounds
NATURAL GAS ANALYSIS BY MODIFIED ASTM D-1946

Client Sample ID: VMP-41-20-072712

Lab ID#: 1208070B-12A

Compound	Rpt. Limit (%)	Amount (%)
Oxygen	0.19	13
Nitrogen	0.19	80
Methane	0.00019	0.000023 J
Carbon Dioxide	0.019	7.2

Client Sample ID: VMP-41-20-072712-Dup

Lab ID#: 1208070B-13A

Compound	Rpt. Limit (%)	Amount (%)
Oxygen	0.19	13
Nitrogen	0.19	80
Methane	0.00019	0.000018 J
Carbon Dioxide	0.019	7.1

Client Sample ID: VMP-41-30-072712

Lab ID#: 1208070B-14A

Compound	Rpt. Limit (%)	Amount (%)
Oxygen	0.19	12
Nitrogen	0.19	80
Methane	0.00019	0.000037 J
Carbon Dioxide	0.019	8.2
Helium	0.096	0.0071 J

Client Sample ID: VMP-20-5-073112

Lab ID#: 1208070B-15A

Compound	Rpt. Limit (%)	Amount (%)
Oxygen	0.20	12
Nitrogen	0.20	76
Methane	0.00020	0.000043 J
Carbon Dioxide	0.020	12

eurofins

Air Toxics

Summary of Detected Compounds
NATURAL GAS ANALYSIS BY MODIFIED ASTM D-1946

Client Sample ID: VMP-20-5-073112

Lab ID#: 1208070B-15A

Helium	0.098	0.014 J

eurofins

Air Toxics

Client Sample ID: VMP-1-38.5-073112

Lab ID#: 1208070B-01A

NATURAL GAS ANALYSIS BY MODIFIED ASTM D-1946

File Name:	**9081011**	**Date of Collection: 7/31/12 4:07:00 PM**	
Dil. Factor:	**1.87**	**Date of Analysis: 8/10/12 11:37 AM**	

Compound	Rpt. Limit (%)	Amount (%)
Oxygen	0.19	15
Nitrogen	0.19	83
Carbon Monoxide	0.019	Not Detected
Methane	0.00019	0.000097 J
Carbon Dioxide	0.019	1.7
Ethane	0.0019	Not Detected
Ethene	0.0019	Not Detected
Helium	0.094	Not Detected

J = Estimated value.

Container Type: 1 Liter Summa Canister

eurofins

Air Toxics

Client Sample ID: VMP-7-5-073112

Lab ID#: 1208070B-02A

NATURAL GAS ANALYSIS BY MODIFIED ASTM D-1946

File Name:	**9081012**	**Date of Collection:**	**7/31/12 9:14:00 AM**
Dil. Factor:	**1.96**	**Date of Analysis:**	**8/10/12 11:59 AM**

Compound	Rpt. Limit (%)	Amount (%)
Oxygen	0.20	21
Nitrogen	0.20	78
Carbon Monoxide	0.020	Not Detected
Methane	0.00020	0.00022
Carbon Dioxide	0.020	0.14
Ethane	0.0020	Not Detected
Ethene	0.0020	Not Detected
Helium	0.098	0.59

Container Type: 1 Liter Summa Canister

eurofins

Air Toxics

Client Sample ID: VMP-8-5-073112

Lab ID#: 1208070B-03A

NATURAL GAS ANALYSIS BY MODIFIED ASTM D-1946

File Name:	**9081013**	**Date of Collection: 7/31/12 10:45:00 AM**	
Dil. Factor:	**2.06**	**Date of Analysis: 8/10/12 12:23 PM**	

Compound	Rpt. Limit (%)	Amount (%)
Oxygen	0.21	18
Nitrogen	0.21	78
Carbon Monoxide	0.021	Not Detected
Methane	0.00021	0.00016 J
Carbon Dioxide	0.021	3.5
Ethane	0.0021	Not Detected
Ethene	0.0021	Not Detected
Helium	0.10	0.0093 J

J = Estimated value.

Container Type: 1 Liter Summa Canister

eurofins | Air Toxics

Client Sample ID: VMP-29-10-073012

Lab ID#: 1208070B-04A

NATURAL GAS ANALYSIS BY MODIFIED ASTM D-1946

File Name:	**9081014**	**Date of Collection:**	**7/30/12 9:46:00 AM**
Dil. Factor:	**2.01**	**Date of Analysis:**	**8/10/12 01:15 PM**

Compound	Rpt. Limit (%)	Amount (%)
Oxygen	0.20	9.5
Nitrogen	0.20	81
Carbon Monoxide	0.020	Not Detected
Methane	0.00020	Not Detected
Carbon Dioxide	0.020	9.1
Ethane	0.0020	Not Detected
Ethene	0.0020	Not Detected
Helium	0.10	Not Detected

Container Type: 1 Liter Summa Canister

eurofins

Air Toxics

Client Sample ID: VMP-29-20-073012

Lab ID#: 1208070B-05A

NATURAL GAS ANALYSIS BY MODIFIED ASTM D-1946

File Name:	**9081015**	**Date of Collection:**	**7/30/12 10:42:00 AM**
Dil. Factor:	**2.01**	**Date of Analysis:**	**8/10/12 01:43 PM**

Compound	Rpt. Limit (%)	Amount (%)
Oxygen	0.20	8.8
Nitrogen	0.20	81
Carbon Monoxide	0.020	Not Detected
Methane	0.00020	0.000078 J
Carbon Dioxide	0.020	9.8
Ethane	0.0020	Not Detected
Ethene	0.0020	Not Detected
Helium	0.10	Not Detected

J = Estimated value.

Container Type: 1 Liter Summa Canister

eurofins | Air Toxics

Client Sample ID: VMP-29-20-073012-Dup

Lab ID#: 1208070B-06A

NATURAL GAS ANALYSIS BY MODIFIED ASTM D-1946

File Name:	**9081016**	**Date of Collection:**	**7/30/12 10:42:00 AM**
Dil. Factor:	**2.47**	**Date of Analysis:**	**8/10/12 02:21 PM**

Compound	Rpt. Limit (%)	Amount (%)
Oxygen	0.25	9.6
Nitrogen	0.25	81
Carbon Monoxide	0.025	Not Detected
Methane	0.00025	0.000030 J
Carbon Dioxide	0.025	9.3
Ethane	0.0025	Not Detected
Ethene	0.0025	Not Detected
Helium	0.12	0.060 J

J = Estimated value.

Container Type: 1 Liter Summa Canister

eurofins

Air Toxics

Client Sample ID: VMP-29-30-073012

Lab ID#: 1208070B-07A

NATURAL GAS ANALYSIS BY MODIFIED ASTM D-1946

File Name:	**9081017**	**Date of Collection: 7/30/12 11:29:00 AM**	
Dil. Factor:	**2.06**	**Date of Analysis: 8/10/12 02:46 PM**	

Compound	Rpt. Limit (%)	Amount (%)
Oxygen	0.21	6.6
Nitrogen	0.21	82
Carbon Monoxide	0.021	Not Detected
Methane	0.00021	0.000027 J
Carbon Dioxide	0.021	11
Ethane	0.0021	Not Detected
Ethene	0.0021	Not Detected
Helium	0.10	0.012 J

J = Estimated value.

Container Type: 1 Liter Summa Canister

eurofins | Air Toxics

Client Sample ID: VMP-30-10-073012

Lab ID#: 1208070B-08A

NATURAL GAS ANALYSIS BY MODIFIED ASTM D-1946

File Name:	9081018	Date of Collection:	7/30/12 9:40:00 AM
Dil. Factor:	1.87	Date of Analysis:	8/10/12 03:07 PM

Compound	Rpt. Limit (%)	Amount (%)
Oxygen	0.19	15
Nitrogen	0.19	80
Carbon Monoxide	0.019	Not Detected
Methane	0.00019	0.000019 J
Carbon Dioxide	0.019	5.1
Ethane	0.0019	Not Detected
Ethene	0.0019	Not Detected
Helium	0.094	0.0070 J

J = Estimated value.

Container Type: 1 Liter Summa Canister

eurofins | Air Toxics

Client Sample ID: VMP-30-20-073012

Lab ID#: 1208070B-09A

NATURAL GAS ANALYSIS BY MODIFIED ASTM D-1946

File Name:	**9081019**	**Date of Collection:**	**7/30/12 10:41:00 AM**
Dil. Factor:	**1.91**	**Date of Analysis:**	**8/10/12 03:31 PM**

Compound	Rpt. Limit (%)	Amount (%)
Oxygen	0.19	5.0
Nitrogen	0.19	83
Carbon Monoxide	0.019	Not Detected
Methane	0.00019	0.000091 J
Carbon Dioxide	0.019	12
Ethane	0.0019	Not Detected
Ethene	0.0019	Not Detected
Helium	0.096	0.029 J

J = Estimated value.

Container Type: 1 Liter Summa Canister

eurofins

Air Toxics

Client Sample ID: VMP-30-30-073012

Lab ID#: 1208070B-10A

NATURAL GAS ANALYSIS BY MODIFIED ASTM D-1946

File Name:	9081021	Date of Collection:	7/30/12 11:34:00 AM
Dil. Factor:	1.96	Date of Analysis:	8/10/12 04:28 PM

Compound	Rpt. Limit (%)	Amount (%)
Oxygen	0.20	2.4
Nitrogen	0.20	84
Carbon Monoxide	0.020	Not Detected
Methane	0.00020	0.0020
Carbon Dioxide	0.020	14
Ethane	0.0020	Not Detected
Ethene	0.0020	Not Detected
Helium	0.098	0.0098 J

J = Estimated value.

Container Type: 1 Liter Summa Canister

eurofins

Air Toxics

Client Sample ID: VMP-41-10-072712

Lab ID#: 1208070B-11A

NATURAL GAS ANALYSIS BY MODIFIED ASTM D-1946

File Name:	**9081006**	**Date of Collection:**	**7/27/12 2:22:00 PM**
Dil. Factor:	**1.96**	**Date of Analysis:**	**8/10/12 09:42 AM**

Compound	Rpt. Limit (%)	Amount (%)
Oxygen	0.20	15
Nitrogen	0.20	80
Carbon Monoxide	0.020	Not Detected
Methane	0.00020	0.00014 J
Carbon Dioxide	0.020	5.2
Ethane	0.0020	Not Detected
Ethene	0.0020	Not Detected
Helium	0.098	0.019 J

J = Estimated value.

Container Type: 1 Liter Summa Canister

eurofins | Air Toxics

Client Sample ID: VMP-41-20-072712

Lab ID#: 1208070B-12A

NATURAL GAS ANALYSIS BY MODIFIED ASTM D-1946

File Name:	9081007	**Date of Collection:**	7/27/12 3:22:00 PM
Dil. Factor:	1.87	**Date of Analysis:**	8/10/12 10:04 AM

Compound	Rpt. Limit (%)	Amount (%)
Oxygen	0.19	13
Nitrogen	0.19	80
Carbon Monoxide	0.019	Not Detected
Methane	0.00019	0.000023 J
Carbon Dioxide	0.019	7.2
Ethane	0.0019	Not Detected
Ethene	0.0019	Not Detected
Helium	0.094	Not Detected

J = Estimated value.

Container Type: 1 Liter Summa Canister

eurofins

Air Toxics

Client Sample ID: VMP-41-20-072712-Dup

Lab ID#: 1208070B-13A

NATURAL GAS ANALYSIS BY MODIFIED ASTM D-1946

File Name:	**9081008**	**Date of Collection:**	**7/27/12 3:22:00 PM**
Dil. Factor:	**1.91**	**Date of Analysis:**	**8/10/12 10:29 AM**

Compound	Rpt. Limit (%)	Amount (%)
Oxygen	0.19	13
Nitrogen	0.19	80
Carbon Monoxide	0.019	Not Detected
Methane	0.00019	0.000018 J
Carbon Dioxide	0.019	7.1
Ethane	0.0019	Not Detected
Ethene	0.0019	Not Detected
Helium	0.096	Not Detected

J = Estimated value.

Container Type: 1 Liter Summa Canister

eurofins

Air Toxics

Client Sample ID: VMP-41-30-072712

Lab ID#: 1208070B-14A

NATURAL GAS ANALYSIS BY MODIFIED ASTM D-1946

File Name:	**9081009**	**Date of Collection:**	**7/27/12 4:12:00 PM**
Dil. Factor:	**1.91**	**Date of Analysis:**	**8/10/12 10:51 AM**

Compound	Rpt. Limit (%)	Amount (%)
Oxygen	0.19	12
Nitrogen	0.19	80
Carbon Monoxide	0.019	Not Detected
Methane	0.00019	0.000037 J
Carbon Dioxide	0.019	8.2
Ethane	0.0019	Not Detected
Ethene	0.0019	Not Detected
Helium	0.096	0.0071 J

J = Estimated value.

Container Type: 1 Liter Summa Canister

eurofins

Air Toxics

Client Sample ID: VMP-20-5-073112

Lab ID#: 1208070B-15A

NATURAL GAS ANALYSIS BY MODIFIED ASTM D-1946

File Name:	9081010	Date of Collection:	7/31/12 2:42:00 PM
Dil. Factor:	1.96	Date of Analysis:	8/10/12 11:13 AM

Compound	Rpt. Limit (%)	Amount (%)
Oxygen	0.20	12
Nitrogen	0.20	76
Carbon Monoxide	0.020	Not Detected
Methane	0.00020	0.000043 J
Carbon Dioxide	0.020	12
Ethane	0.0020	Not Detected
Ethene	0.0020	Not Detected
Helium	0.098	0.014 J

J = Estimated value.

Container Type: 1 Liter Summa Canister

eurofins | Air Toxics

Client Sample ID: Lab Blank

Lab ID#: 1208070B-16A

NATURAL GAS ANALYSIS BY MODIFIED ASTM D-1946

File Name:	**9081005a**	**Date of Collection: NA**	
Dil. Factor:	**1.00**	**Date of Analysis: 8/10/12 09:19 AM**	

Compound	Rpt. Limit (%)	Amount (%)
Oxygen	0.10	0.012 J
Nitrogen	0.10	0.074 J
Carbon Monoxide	0.010	Not Detected
Methane	0.00010	Not Detected
Carbon Dioxide	0.010	Not Detected
Ethane	0.0010	Not Detected
Ethene	0.0010	Not Detected

J = Estimated value.

Container Type: NA - Not Applicable

eurofins

Air Toxics

Client Sample ID: Lab Blank

Lab ID#: 1208070B-16B

NATURAL GAS ANALYSIS BY MODIFIED ASTM D-1946

File Name:	9081004b	Date of Collection: NA	
Dil. Factor:	1.00	Date of Analysis: 8/10/12 08:57 AM	

Compound	Rpt. Limit (%)	Amount (%)
Helium	0.050	Not Detected

Container Type: NA - Not Applicable

eurofins

Air Toxics

Client Sample ID: LCS

Lab ID#: 1208070B-17A

NATURAL GAS ANALYSIS BY MODIFIED ASTM D-1946

File Name:	**9081002**	**Date of Collection: NA**	
Dil. Factor:	**1.00**	**Date of Analysis: 8/10/12 07:55 AM**	

Compound	%Recovery
Oxygen	99
Nitrogen	100
Carbon Monoxide	98
Methane	98
Carbon Dioxide	102
Ethane	99
Ethene	96
Helium	100

Container Type: NA - Not Applicable

eurofins

Air Toxics

Client Sample ID: LCSD

Lab ID#: 1208070B-17AA

NATURAL GAS ANALYSIS BY MODIFIED ASTM D-1946

File Name:	**9081032**	**Date of Collection: NA**	
Dil. Factor:	**1.00**	**Date of Analysis: 8/10/12 09:51 PM**	

Compound	%Recovery
Oxygen	99
Nitrogen	100
Carbon Monoxide	97
Methane	97
Carbon Dioxide	100
Ethane	99
Ethene	96
Helium	100

Container Type: NA - Not Applicable

Shell Oil Products Chain Of Custody Record

URS

Air Toxics LTD.
Project Name: Roxana Soil Vapor
Project # 21562735.00013
Lab Vendor #

Please Check Appropriate Box:
☑ ENV. SERVICES ☐ MOTIVA RETAIL ☐ SHELL RETAIL
☐ MOTIVA SD&CH ☐ CONSULTANT ☐ LUBES
☐ SHELL PIPELINE ☐ OTHER

Print Bill To Contact Name: Robert Mooshegian

INCIDENT # (ENV SERVICES): 9 7 2 1 6 6 4 0
☐ CHECK IF NO INCIDENT # APPLIES
DATE: 08/02/12
PAGE: 1 of 2

PO #:
SAP #: 3 4 0 0 6 1

SAMPLING COMPANY: URS CORPORATION
LOG CODE:
ADDRESS: 1001 HIGHLANDS PLAZA DRIVE WEST - SUITE 300; ST. LOUIS, MO 63110
LABORATORY ADDRESS: Air Toxics, LTD 180 Blue Ravine Road, Suite B, Folsom, CA 95630-4719
TELEPHONE:
FAX: 314-429-0462
BILL TO CONTACT E-MAIL: Robert.Mooshegian@urs.com

SITE ADDRESS: Street and City: 900 SOUTH CENTRAL AVE – ROXANA
State: IL
GLOBAL ID NO.:
EDF DELIVERABLE TO (Name, Company, Office Location): Elizabeth Kunkel, URS, St. Louis
PHONE NO: 314-743-4179
E-MAIL: Elizabeth.Kunkel@URSCorp.com
CONSULTANT PROJECT NAME/#: Roxana Soil Vapor
M. Currier, C Williams, M. Mittenmeyer, J. Jackson, D. Mattingly.

TURNAROUND TIME (CALENDAR DAYS):
☑ STANDARD (14 DAY) ☐ 5 DAYS ☐ 3 DAYS ☐ 2 DAYS ☐ 24 HOURS ☐ RESULTS NEEDED ON WEEKEND

REQUESTED ANALYSIS

☐ LA - RWQCB REPORT FORMAT ☑ UST AGENCY:

DELIVERABLES: ☐ LEVEL 1 ☐ LEVEL 2 ☐ LEVEL 3 ☑ LEVEL 4 ☐ OTHER (SPECIFY)

☑ SHELL CONTRACT RATE APPLIES
☐ STATE REIMBURSEMENT RATE APPLIES
☐ EDD NOT NEEDED
☑ RECEIPT VERIFICATION REQUESTED

Turn Around Time:
☑ Normal
☐ Rush
Specify

Lab Use Only
Pressurized by:
Date:
Pressurization Gas: N2 He

LAB USE ONLY	Field Sample Identification	SAMPLING DATE	SAMPLING TIME	Canister Number	Canister Pressure/Vacuum Initial	Final	Receipt	Final (psi)	Modified TO-15 + Butane & Isopentane	ASTM D-1946 + Helium	ASTM D-1945				
01A	VMP-1-38.5-073112	07/31/12	1536-1637	9343	-29	-9			X	X					
02A	VMP-7-5-073112	07/31/12	0844-0914	35626	-28	-9			X	X					
03A	VMP-8-5-073112	07/31/12	1012-1045	33734	-30	-10.5			X	X					
04A	VMP-29-10-073012	07/30/12	0913-0946	31757	-30	-9			X	X					
05A	VMP-29-20-073012	07/30/12	1012-1043	37392	-30	-9			X	X					
06A	VMP-29-20-073012-Dup	07/30/12	1012-1042	37430	-30	-8			X	X					
07A	VMP-29-30-073012	07/30/12	1050-1129	34661	-30	-9.5			X	X					
08A	VMP-30-10-073012	07/30/12	0904-0940	35619	-30	-8			X	X					
09A	VMP-30-20-073012	07/30/12	1003-1041	2078	-30	-8			X	X					
10A	VMP-30-30-073012	07/30/12	1055-1134	37669	-30	-9			X	X					

ADDITIONAL NOTES:
- 14 day hold time
- Report results between MDL and RL
- Level IV ECVP

Fedex
Custody Seal Intact?
(Y) N None Temp____

1208070

Relinquished by: (Signature)	Received by: (Signature)	Date	Time
	FEDEX	8/2/12	1700
		8/3/12	0930

05/2/08 Revision

Roxana Soil Vapor Quarterly – 3rd Quarter 2012 Data Review

Laboratory SDG: 1208252A,B

Data Reviewer: Melissa Mansker

Peer Reviewer: Elizabeth Kunkel

Date Reviewed: 8/29/2012

Guidance: USEPA National Functional Guidelines for Superfund Organic Methods Data Review 2008

Sample Identification
VMP-44-10-081012

1.0 Data Package Completeness

Were all items delivered as specified in the QAPP and COC as appropriate?

Yes

2.0 Laboratory Case Narrative \ Cooler Receipt Form

Were problems noted in the laboratory case narrative or cooler receipt form?

Yes, the laboratory case narrative indicated sample VMP-44-10-081012 was diluted and re-analyzed to bring the highest level target analytes within the calibration range of the instrument. Results for the highest level target analytes were reported from the re-analysis diluted run and the remaining compounds were reported from the original analysis. The TO-15 CCV, LCS/LCSD recoveries and LCS/LCSD RPDs were outside evaluation criteria. TO-15 surrogate 1,2-dichloroethane-d_4 was outside evaluation criteria in the original analysis of sample VMP-44-10-081012. Although not indicated in the laboratory case narrative, analytes were detected in the method blank. These issues are addressed further in the appropriate sections below.

No issues or discrepancies were noted in the cooler receipt form.

3.0 Holding Times

Were samples extracted/analyzed within applicable limits?

Yes

4.0 Blank Contamination

Were any analytes detected in the Blanks?

Yes

Blank ID	Parameter	Analyte	Concentration/ Amount
1208252A-02A	TO-15	1,4-Dichlorobenzene	1.2 ppbv / 7.2 µg/m^3
1208252A-02A	TO-15	alpha-Chlorotoluene	1.5 ppbv / 8.0 µg/m^3
1208252A-02A	TO-15	1,2,4-Trichlorobenzene	9.4 ppbv / 70 µg/m^3
1208252B-02A	Natural gases	Oxygen	0.0089%
1208252B-02A	Natural gases	Nitrogen	0.092%

Analytical data that were reported non-detect or at concentrations greater than five times (5X) the associated blank concentration did not require qualification. No qualification of data was required.

5.0 Laboratory Control Sample

Were LCS recoveries within evaluation criteria?

No

LCS/LCSD ID	Parameter	Analyte	LCS/LCSD Recovery	LCS/ LCSD RPD	LCS/LCSD /RPD Criteria
1208252A-04A/AA	TO-15	Chloromethane	**140/137**	2	70-130/25
1208252A-04A/AA	TO-15	Ethanol	**155/149**	4	70-130/25
1208252A-04A/AA	TO-15	2-Propanol	**145/145**	0	70-130/25
1208252A-04A/AA	TO-15	1,2,4-Trichlorobenzene	83/108	**26**	70-130/25

Analytical data which were reported as non-detect and associated with LCS recoveries above evaluation criteria, indicating a possible high bias, did not require qualification. No qualification of data was required. LCS samples are not qualified based on RPD alone and LCS recoveries for 1,2,4-trichlorobenzene were within acceptance criteria, and therefore, did not require qualification.

6.0 Surrogate Recoveries

Were surrogate recoveries within evaluation criteria?

No

Sample ID	Parameter	Surrogate	Recovery	Criteria
VMP-44-10-081012 (Original Analysis)	TO-15	1,2-Dichloroethane-d_4	**171**	70-130

Analytical data that required qualification based on surrogate data are in included in the table below. Analytical data reported as non-detect and associated with surrogate recoveries above evaluation criteria, indicating a possible high bias, did not require qualification.

Sample ID	Parameter	Analyte	Qualification
VMP-44-10-081012 (Original Analysis)	TO-15	Hexane	**J**
VMP-44-10-081012 (Original Analysis)	TO-15	Benzene	**J**
VMP-44-10-081012 (Original Analysis)	TO-15	Heptane	**J**
VMP-44-10-081012 (Original Analysis)	TO-15	Toluene	**J**
VMP-44-10-081012 (Original Analysis)	TO-15	Ethyl benzene	**J**
VMP-44-10-081012 (Original Analysis)	TO-15	m,p-Xylene	**J**
VMP-44-10-081012 (Original Analysis)	TO-15	o-Xylene	**J**
VMP-44-10-081012 (Original Analysis)	TO-15	Cumene	**J**
VMP-44-10-081012 (Original Analysis)	TO-15	4-Ethyltoluene	**J**
VMP-44-10-081012 (Original Analysis)	TO-15	1,3,5-Trimethylbenzene	**J**
VMP-44-10-081012 (Original Analysis)	TO-15	1,2,4-Trimethylbenzene	**J**

Sample ID	Parameter	Analyte	Qualification
VMP-44-10-081012 (Original Analysis)	TO-15	Butane	**J**
VMP-44-10-081012 (Original Analysis)	TO-15	Isopentane	**J**

7.0 Matrix Spike and Matrix Spike Duplicate Recoveries

Were MS/MSD samples analyzed as part of this SDG?

MS/MSD samples are not applicable for vapor samples, due to the inability to spike the samples.

8.0 Laboratory Duplicate Results

Were laboratory duplicate samples collected as part of this SDG?

No

9.0 Field Duplicate Results

Were field duplicate samples collected as part of this SDG?

No

10.0 Sample Dilutions

For samples that were diluted and nondetect, were undiluted results also reported?

Not applicable; analytes were detected in samples that were diluted.

11.0 Additional Qualifications

Were additional qualifications applied?

No, however, the CCV percent recovery for ethanol was outside evaluation criteria as summarized in the table below.

CCV ID	Parameter	Analyte	CCV Recovery	CCV Criteria
1208252A-03A	TO-15	Ethanol	**136**	70-130

Analytical data which were reported as non-detect and associated with CCV recoveries above evaluation criteria, indicating a possible high bias, did not require qualification. No qualification of data is required.

eurofins | Air Toxics

8/17/2012
Ms. Elizabeth Kunkel
URS Corporation
1001 Highlands Plaza Dr. West
Suite 300
St. Louis MO 63110

Project Name: Roxana Soil Vapor
Project #: 21562735.00013
Workorder #: 1208252A

Dear Ms. Elizabeth Kunkel

The following report includes the data for the above referenced project for sample(s) received on 8/11/2012 at Air Toxics Ltd.

The data and associated QC analyzed by Modified TO-15 are compliant with the project requirements or laboratory criteria with the exception of the deviations noted in the attached case narrative.

Thank you for choosing Air Toxics Ltd. for your air analysis needs. Air Toxics Ltd. is committed to providing accurate data of the highest quality. Please feel free to contact the Project Manager: Kelly Buettner at 916-985-1000 if you have any questions regarding the data in this report.

Regards,

Kelly Buettner

Project Manager

Reviewed on 8/29/12

eurofins | Air Toxics

WORK ORDER #: 1208252A

Work Order Summary

CLIENT:	Ms. Elizabeth Kunkel URS Corporation 1001 Highlands Plaza Dr. West Suite 300 St. Louis, MO 63110	**BILL TO:**	Accounts Payable Austin URS Corporation P.O. BOX 203970 Austin, TX 78720-1088
PHONE:	314-743-4179	**P.O. #**	21562735.00013
FAX:		**PROJECT #**	21562735.00013 Roxana Soil Vapor
DATE RECEIVED:	08/11/2012	**CONTACT:**	Kelly Buettner
DATE COMPLETED:	08/17/2012		

FRACTION #	NAME	TEST	RECEIPT VAC./PRES.	FINAL PRESSURE
01A	VMP-44-10-081012	Modified TO-15	8.0 "Hg	5 psi
01B	VMP-44-10-081012	Modified TO-15	8.0 "Hg	5 psi
02A	Lab Blank	Modified TO-15	NA	NA
03A	CCV	Modified TO-15	NA	NA
04A	LCS	Modified TO-15	NA	NA
04AA	LCSD	Modified TO-15	NA	NA

CERTIFIED BY: _____ DATE: 08/17/12

Technical Director

Certfication numbers: AZ Licensure AZ0775, CA NELAP - 12282CA, NY NELAP - 11291,
TX NELAP - T104704434-12-5, UT NELAP CA009332012-3, WA NELAP - C935
Name of Accrediting Agency: NELAP/ORELAP (Oregon Environmental Laboratory Accreditation Program)
Accreditation number: CA300005, Effective date: 10/18/2011, Expiration date: 10/17/2012.
Eurofins Air Toxics Ltd. certifies that the test results contained in this report meet all requirements of the NELAC standards

This report shall not be reproduced, except in full, without the written approval of Eurofins Air Toxics, Inc

180 BLUE RAVINE ROAD, SUITE B FOLSOM, CA - 9563
(916) 985-1000 . (800) 985-5955 . FAX (916) 985-1020

LABORATORY NARRATIVE
EPA Method TO-15 Soil Gas
URS Corporation
Workorder# 1208252A

One 1 Liter Summa Canister samples were received on August 11, 2012. The laboratory performed analysis via EPA Method TO-15 using GC/MS in the full scan mode. The method involves concentrating up to 50 mLs of air. The concentrated aliquot is then flash vaporized and swept through a water management system to remove water vapor. Following dehumidification, the sample passes directly into the GC/MS for analysis.

This workorder was independently validated prior to submittal using 'USEPA National Funetional Guidelines' as generally applied to the analysis of volatile organic compounds in air. A rules-based, logic driven, independent validation engine was employed to assess completeness, evaluate pass/fail of relevant project quality control requirements and verification of all quantified amounts.

Receiving Notes

There were no receiving discrepancies.

Analytical Notes

As per client project requirements, the laboratory has reported estimated values for target compound hits that are below the Reporting Limit but greater than the Method Detection Limit.

All Quality Control Limit exceedances and affected sample results are noted by flags. Each flag is defined at the bottom of this Case Narrative and on each Sample Result Summary page. Target compound non-detects in the samples that are associated with high bias in QC analyses have not been flagged.

The Relative Percent Difference (RPD) of the LCS/LCSD exceeded acceptance limits for 1,2,4-Trichlorobenzene.

Due to high-level target compounds, sample VMP-44-10-081012 was analyzed twice. In the "A" fraction, the sample was diluted to bring the highest-level compounds within the calibration range. The "B" fraction is also reported by client request and may be reported with "E" flags indicating the compound exceeds the calibration range. Both runs and associated QC are reported.

The recovery of surrogate 1,2-Dichloroethane-d4 in sample VMP-44-10-081012 (01B) was outside laboratory control limits due to high level hydrocarbon matrix interference. The surrogate recovery is flagged.

Definition of Data Qualifying Flags

Eight qualifiers may have been used on the data analysis sheets and indicates as follows:

B - Compound present in laboratory blank greater than reporting limit (background subtraction not performed).

J - Estimated value.

E - Exceeds instrument calibration range.

S - Saturated peak.

Q - Exceeds quality control limits.
U - Compound analyzed for but not detected above the reporting limit.
UJ- Non-detected compound associated with low bias in the CCV and/or LCS.
N - The identification is based on presumptive evidence.

File extensions may have been used on the data analysis sheets and indicates as follows:
a-File was requantified
b-File was quantified by a second eolumn and detector
r1-File was requantified for the purpose of reissue

eurofins | Air Toxics

Summary of Detected Compounds
EPA METHOD TO-15 GC/MS

Client Sample ID: VMP-44-10-081012 * Use these results only. All other data was reported from the 18.3x dilution analysis.

Lab ID#: 1208252A-01A

DF - 45.8

Compound	Rpt. Limit (ppbv)	Amount (ppbv)	Rpt. Limit (ug/m3)	Amount (ug/m3)
Hexane	230	31000	810	110000
2,2,4-Trimethylpentane	230	170000	1100	800000
Benzene	230	1000	730	3300
Heptane	230	15000	940	60000
Toluene	230	170 J	860	650 J
Tetrachloroethene	230	110 J	1600	750 J
Ethyl Benzene	230	53 J	990	230 J
m,p-Xylene	230	280	990	1200
o-Xylene	230	88 J	990	380 J
Propylbenzene	230	75 J	1100	370 J
4-Ethyltoluene	230	270	1100	1300
1,3,5-Trimethylbenzene	230	150 J	1100	750 J
1,2,4-Trimethylbenzene	230	120 J	1100	590 J
Butane	920	6600	2200	16000
Isopentane	920	81000	2700	240000

Client Sample ID: VMP-44-10-081012 * Do not use this data. Use all other data.

Lab ID#: 1208252A-01B

DF = 18.3

Compound	Rpt. Limit (ppbv)	Amount (ppbv)	Rpt. Limit (ug/m3)	Amount (ug/m3)
Hexane	92	32000 J	320	110000 J
~~2,2,4-Trimethylpentane~~	~~92~~	~~160000 E~~	~~430~~	~~740000 E~~
Benzene	92	1000 J	290	3300 J
Heptane	92	15000	370	61000
Toluene	92	150	340	550
Ethyl Benzene	92	55 J	400	240 J
m,p-Xylene	92	300	400	1300
o-Xylene	92	95	400	410
Cumene	92	15 J	450	76 J
4-Ethyltoluene	92	81 J	450	400 J
1,3,5-Trimethylbenzene	92	61 J	450	300 J
1,2,4-Trimethylbenzene	92	51 J	450	250 J
Butane	370	7500	870	18000

eurofins

Air Toxics

Summary of Detected Compounds
EPA METHOD TO-15 GC/MS

Client Sample ID: VMP-44-10-081012

Lab ID#: 1208252A-01B

Isopentane	370	84000 J	1100	250000 J

eurofins

Air Toxics * Use these results only. All other data was reported from the 18.3x dilution analysis.

Client Sample ID: VMP-44-10-081012

Lab ID#: 1208252A-01A

EPA METHOD TO-15 GC/MS

File Name:	**14081618**	**Date of Collection:**	**8/10/12 8:44:00 AM**
Dil. Factor:	**45.8**	**Date of Analysis:**	**8/16/12 03:32 PM**

Compound	Rpt. Limit (ppbv)	Amount (ppbv)	Rpt. Limit (ug/m3)	Amount (ug/m3)
Freon 12	230	Not Detected	1100	Not Detected
Freon 114	230	Not Detected	1600	Not Detected
Chloromethane	920	Not Detected	1900	Not Detected
Vinyl Chloride	230	Not Detected	580	Not Detected
1,3-Butadiene	230	Not Detected	510	Not Detected
Bromomethane	230	Not Detected	890	Not Detected
Chloroethane	920	Not Detected	2400	Not Detected
Freon 11	230	Not Detected	1300	Not Detected
Ethanol	920	Not Detected	1700	Not Detected
Freon 113	230	Not Detected	1800	Not Detected
1,1-Dichloroethene	230	Not Detected	910	Not Detected
Acetone	920	Not Detected	2200	Not Detected
2-Propanol	920	Not Detected	2200	Not Detected
Carbon Disulfide	230	Not Detected	710	Not Detected
3-Chloropropene	920	Not Detected	2900	Not Detected
Methylene Chloride	230	Not Detected	800	Not Detected
Methyl tert-butyl ether	230	Not Detected	820	Not Detected
trans-1,2-Dichloroethene	230	Not Detected	910	Not Detected
Hexane	230	31000	810	110000
1,1-Dichloroethane	230	Not Detected	930	Not Detected
2-Butanone (Methyl Ethyl Ketone)	920	Not Detected	2700	Not Detected
cis-1,2-Dichloroethene	230	Not Detected	910	Not Detected
Tetrahydrofuran	230	Not Detected	680	Not Detected
Chloroform	230	Not Detected	1100	Not Detected
1,1,1-Trichloroethane	230	Not Detected	1200	Not Detected
Cyclohexane	230	Not Detected	790	Not Detected
Carbon Tetrachloride	230	Not Detected	1400	Not Detected
* 2,2,4-Trimethylpentane	230	170000	1100	800000
Benzene	230	1000	730	3300
1,2-Dichloroethane	230	Not Detected	930	Not Detected
Heptane	230	15000	940	60000
Trichloroethene	230	Not Detected	1200	Not Detected
1,2-Dichloropropane	230	Not Detected	1000	Not Detected
1,4-Dioxane	920	Not Detected	3300	Not Detected
Bromodichloromethane	230	Not Detected	1500	Not Detected
cis-1,3-Dichloropropene	230	Not Detected	1000	Not Detected
4-Methyl-2-pentanone	230	Not Detected	940	Not Detected
Toluene	230	170 J	860	650 J
trans-1,3-Dichloropropene	230	Not Detected	1000	Not Detected
1,1,2-Trichloroethane	230	Not Detected	1200	Not Detected
Tetrachloroethene	230	110 J	1600	750 J
2-Hexanone	920	Not Detected	3800	Not Detected

eurofins | Air Toxics

Client Sample ID: VMP-44-10-081012

Lab ID#: 1208252A-01A

EPA METHOD TO-15 GC/MS

File Name:	**14081618**	**Date of Collection:**	**8/10/12 8:44:00 AM**
Dil. Factor:	**45.8**	**Date of Analysis:**	**8/16/12 03:32 PM**

Compound	Rpt. Limit (ppbv)	Amount (ppbv)	Rpt. Limit (ug/m3)	Amount (ug/m3)
Dibromochloromethane	230	Not Detected	2000	Not Detected
1,2-Dibromoethane (EDB)	230	Not Detected	1800	Not Detected
Chlorobenzene	230	Not Detected	1000	Not Detected
Ethyl Benzene	230	53 J	990	230 J
m,p-Xylene	230	280	990	1200
o-Xylene	230	88 J	990	380 J
Styrene	230	Not Detected	980	Not Detected
Bromoform	230	Not Detected	2400	Not Detected
Cumene	230	Not Detected	1100	Not Detected
1,1,2,2-Tetrachloroethane	230	Not Detected	1600	Not Detected
Propylbenzene	230	75 J	1100	370 J
4-Ethyltoluene	230	270	1100	1300
1,3,5-Trimethylbenzene	230	150 J	1100	750 J
1,2,4-Trimethylbenzene	230	120 J	1100	590 J
1,3-Dichlorobenzene	230	Not Detected	1400	Not Detected
1,4-Dichlorobenzene	230	Not Detected	1400	Not Detected
alpha-Chlorotoluene	230	Not Detected	1200	Not Detected
1,2-Dichlorobenzene	230	Not Detected	1400	Not Detected
1,2,4-Trichlorobenzene	920	Not Detected	6800	Not Detected
Hexachlorobutadiene	920	Not Detected	9800	Not Detected
Butane	920	6600	2200	16000
Isopentane	920	81000	2700	240000

J = Estimated value.

Container Type: 1 Liter Summa Canister

Surrogates	%Recovery	Method Limits
1,2-Dichloroethane-d4	127	70-130
Toluene-d8	102	70-130
4-Bromofluorobenzene	100	70-130

eurofins

Air Toxics x Do not use this data. Use all other data.

Client Sample ID: VMP-44-10-081012

Lab ID#: 1208252A-01B

EPA METHOD TO-15 GC/MS

File Name:	14081630	**Date of Collection:**	8/10/12 8:44:00 AM
Dil. Factor:	18.3	**Date of Analysis:**	8/16/12 11:11 PM

Compound	Rpt. Limit (ppbv)	Amount (ppbv)	Rpt. Limit (ug/m3)	Amount (ug/m3)
Freon 12	92	Not Detected	450	Not Detected
Freon 114	92	Not Detected	640	Not Detected
Chloromethane	370	Not Detected	760	Not Detected
Vinyl Chloride	92	Not Detected	230	Not Detected
1,3-Butadiene	92	Not Detected	200	Not Detected
Bromomethane	92	Not Detected	360	Not Detected
Chloroethane	370	Not Detected	960	Not Detected
Freon 11	92	Not Detected	510	Not Detected
Ethanol	370	Not Detected	690	Not Detected
Freon 113	92	Not Detected	700	Not Detected
1,1-Dichloroethene	92	Not Detected	360	Not Detected
Acetone	370	Not Detected	870	Not Detected
2-Propanol	370	Not Detected	900	Not Detected
Carbon Disulfide	92	Not Detected	280	Not Detected
3-Chloropropene	370	Not Detected	1100	Not Detected
Methylene Chloride	92	Not Detected	320	Not Detected
Methyl tert-butyl ether	92	Not Detected	330	Not Detected
trans-1,2-Dichloroethene	92	Not Detected	360	Not Detected
Hexane	92	32000 J	320	110000 J
1,1-Dichloroethane	92	Not Detected	370	Not Detected
2-Butanone (Methyl Ethyl Ketone)	370	Not Detected	1100	Not Detected
cis-1,2-Dichloroethene	92	Not Detected	360	Not Detected
Tetrahydrofuran	92	Not Detected	270	Not Detected
Chloroform	92	Not Detected	450	Not Detected
1,1,1-Trichloroethane	92	Not Detected	500	Not Detected
Cyclohexane	92	Not Detected	310	Not Detected
Carbon Tetrachloride	92	Not Detected	580	Not Detected
~~2,2,4-Trimethylpentane~~	~~92~~	~~160000 E~~	~~430~~	~~740000 E~~
Benzene	92	1000 J	290	3300 J
1,2-Dichloroethane	92	Not Detected	370	Not Detected
Heptane	92	15000 J	370	61000 J
Trichloroethene	92	Not Detected	490	Not Detected
1,2-Dichloropropane	92	Not Detected	420	Not Detected
1,4-Dioxane	370	Not Detected	1300	Not Detected
Bromodichloromethane	92	Not Detected	610	Not Detected
cis-1,3-Dichloropropene	92	Not Detected	420	Not Detected
4-Methyl-2-pentanone	92	Not Detected	370	Not Detected
Toluene	92	150 J	340	550 J
trans-1,3-Dichloropropene	92	Not Detected	420	Not Detected
1,1,2-Trichloroethane	92	Not Detected	500	Not Detected
Tetrachloroethene	92	Not Detected	620	Not Detected
2-Hexanone	370	Not Detected	1500	Not Detected

eurofins

Air Toxics

Client Sample ID: VMP-44-10-081012

Lab ID#: 1208252A-01B

EPA METHOD TO-15 GC/MS

File Name:	**14081630**	**Date of Collection: 8/10/12 8:44:00 AM**	
Dil. Factor:	**18.3**	**Date of Analysis: 8/16/12 11:11 PM**	

Compound	Rpt. Limit (ppbv)	Amount (ppbv)	Rpt. Limit (ug/m3)	Amount (ug/m3)
Dibromochloromethane	92	Not Detected	780	Not Detected
1,2-Dibromoethane (EDB)	92	Not Detected	700	Not Detected
Chlorobenzene	92	Not Detected	420	Not Detected
Ethyl Benzene	92	55 J	400	240 J
m,p-Xylene	92	300 J	400	1300 J
o-Xylene	92	95 J	400	410 J
Styrene	92	Not Detected	390	Not Detected
Bromoform	92	Not Detected	940	Not Detected
Cumene	92	15 J	450	76 J
1,1,2,2-Tetrachloroethane	92	Not Detected	630	Not Detected
Propylbenzene	92	Not Detected	450	Not Detected
4-Ethyltoluene	92	81 J	450	400 J
1,3,5-Trimethylbenzene	92	61 J	450	300 J
1,2,4-Trimethylbenzene	92	51 J	450	250 J
1,3-Dichlorobenzene	92	Not Detected	550	Not Detected
1,4-Dichlorobenzene	92	Not Detected	550	Not Detected
alpha-Chlorotoluene	92	Not Detected	470	Not Detected
1,2-Dichlorobenzene	92	Not Detected	550	Not Detected
1,2,4-Trichlorobenzene	370	Not Detected	2700	Not Detected
Hexachlorobutadiene	370	Not Detected	3900	Not Detected
Butane	370	7500 J	870	18000 J
Isopentane	370	84000 J	1100	250000 J

E = Exceeds instrument calibration range.
J = Estimated value.
Q = Exceeds Quality Control limits of 70% to 130%, due to matrix effects.
Container Type: 1 Liter Summa Canister

Surrogates	%Recovery	Method Limits
1,2-Dichloroethane-d4	171 Q	70-130
Toluene-d8	103	70-130
4-Bromofluorobenzene	104	70-130

eurofins

Air Toxics

Client Sample ID: Lab Blank

Lab ID#: 1208252A-02A

EPA METHOD TO-15 GC/MS

File Name:	**14081605c**	**Date of Collection: NA**	
Dil. Factor:	**1.00**	**Date of Analysis: 8/16/12 09:14 AM**	

Compound	Rpt. Limit (ppbv)	Amount (ppbv)	Rpt. Limit (ug/m3)	Amount (ug/m3)
Freon 12	5.0	Not Detected	25	Not Detected
Freon 114	5.0	Not Detected	35	Not Detected
Chloromethane	20	Not Detected	41	Not Detected
Vinyl Chloride	5.0	Not Detected	13	Not Detected
1,3-Butadiene	5.0	Not Detected	11	Not Detected
Bromomethane	5.0	Not Detected	19	Not Detected
Chloroethane	20	Not Detected	53	Not Detected
Freon 11	5.0	Not Detected	28	Not Detected
Ethanol	20	Not Detected	38	Not Detected
Freon 113	5.0	Not Detected	38	Not Detected
1,1-Dichloroethene	5.0	Not Detected	20	Not Detected
Acetone	20	Not Detected	48	Not Detected
2-Propanol	20	Not Detected	49	Not Detected
Carbon Disulfide	5.0	Not Detected	16	Not Detected
3-Chloropropene	20	Not Detected	63	Not Detected
Methylene Chloride	5.0	Not Detected	17	Not Detected
Methyl tert-butyl ether	5.0	Not Detected	18	Not Detected
trans-1,2-Dichloroethene	5.0	Not Detected	20	Not Detected
Hexane	5.0	Not Detected	18	Not Detected
1,1-Dichloroethane	5.0	Not Detected	20	Not Detected
2-Butanone (Methyl Ethyl Ketone)	20	Not Detected	59	Not Detected
cis-1,2-Dichloroethene	5.0	Not Detected	20	Not Detected
Tetrahydrofuran	5.0	Not Detected	15	Not Detected
Chloroform	5.0	Not Detected	24	Not Detected
1,1,1-Trichloroethane	5.0	Not Detected	27	Not Detected
Cyclohexane	5.0	Not Detected	17	Not Detected
Carbon Tetrachloride	5.0	Not Detected	31	Not Detected
2,2,4-Trimethylpentane	5.0	Not Detected	23	Not Detected
Benzene	5.0	Not Detected	16	Not Detected
1,2-Dichloroethane	5.0	Not Detected	20	Not Detected
Heptane	5.0	Not Detected	20	Not Detected
Trichloroethene	5.0	Not Detected	27	Not Detected
1,2-Dichloropropane	5.0	Not Detected	23	Not Detected
1,4-Dioxane	20	Not Detected	72	Not Detected
Bromodichloromethane	5.0	Not Detected	34	Not Detected
cis-1,3-Dichloropropene	5.0	Not Detected	23	Not Detected
4-Methyl-2-pentanone	5.0	Not Detected	20	Not Detected
Toluene	5.0	Not Detected	19	Not Detected
trans-1,3-Dichloropropene	5.0	Not Detected	23	Not Detected
1,1,2-Trichloroethane	5.0	Not Detected	27	Not Detected
Tetrachloroethene	5.0	Not Detected	34	Not Detected
2-Hexanone	20	Not Detected	82	Not Detected

eurofins | Air Toxics

Client Sample ID: Lab Blank
Lab ID#: 1208252A-02A
EPA METHOD TO-15 GC/MS

File Name:	14081605c	**Date of Collection: NA**	
Dil. Factor:	1.00	**Date of Analysis: 8/16/12 09:14 AM**	

Compound	Rpt. Limit (ppbv)	Amount (ppbv)	Rpt. Limit (ug/m3)	Amount (ug/m3)
Dibromochloromethane	5.0	Not Detected	42	Not Detected
1,2-Dibromoethane (EDB)	5.0	Not Detected	38	Not Detected
Chlorobenzene	5.0	Not Detected	23	Not Detected
Ethyl Benzene	5.0	Not Detected	22	Not Detected
m,p-Xylene	5.0	Not Detected	22	Not Detected
o-Xylene	5.0	Not Detected	22	Not Detected
Styrene	5.0	Not Detected	21	Not Detected
Bromoform	5.0	Not Detected	52	Not Detected
Cumene	5.0	Not Detected	24	Not Detected
1,1,2,2-Tetrachloroethane	5.0	Not Detected	34	Not Detected
Propylbenzene	5.0	Not Detected	24	Not Detected
4-Ethyltoluene	5.0	Not Detected	24	Not Detected
1,3,5-Trimethylbenzene	5.0	Not Detected	24	Not Detected
1,2,4-Trimethylbenzene	5.0	Not Detected	24	Not Detected
1,3-Dichlorobenzene	5.0	Not Detected	30	Not Detected
1,4-Dichlorobenzene	5.0	1.2 J	30	7.2 J
alpha-Chlorotoluene	5.0	1.5 J	26	8.0 J
1,2-Dichlorobenzene	5.0	Not Detected	30	Not Detected
1,2,4-Trichlorobenzene	20	9.4 J	150	70 J
Hexachlorobutadiene	20	Not Detected	210	Not Detected
Butane	20	Not Detected	48	Not Detected
Isopentane	20	Not Detected	59	Not Detected

J = Estimated value.

Container Type: NA - Not Applicable

Surrogates	%Recovery	Method Limits
1,2-Dichloroethane-d4	109	70-130
Toluene-d8	102	70-130
4-Bromofluorobenzene	97	70-130

eurofins

Air Toxics

Client Sample ID: CCV

Lab ID#: 1208252A-03A

EPA METHOD TO-15 GC/MS

File Name:	**14081602**	**Date of Collection: NA**	
Dil. Factor:	**1.00**	**Date of Analysis: 8/16/12 07:52 AM**	

Compound	%Recovery
Freon 12	101
Freon 114	103
Chloromethane	117
Vinyl Chloride	97
1,3-Butadiene	100
Bromomethane	104
Chloroethane	104
Freon 11	100
Ethanol	136 Q
Freon 113	96
1,1-Dichloroethene	103
Acetone	110
2-Propanol	124
Carbon Disulfide	90
3-Chloropropene	90
Methylene Chloride	108
Methyl tert-butyl ether	94
trans-1,2-Dichloroethene	94
Hexane	108
1,1-Dichloroethane	98
2-Butanone (Methyl Ethyl Ketone)	94
cis-1,2-Dichloroethene	101
Tetrahydrofuran	118
Chloroform	91
1,1,1-Trichloroethane	95
Cyclohexane	92
Carbon Tetrachloride	97
2,2,4-Trimethylpentane	108
Benzene	96
1,2-Dichloroethane	98
Heptane	95
Trichloroethene	96
1,2-Dichloropropane	101
1,4-Dioxane	92
Bromodichloromethane	96
cis-1,3-Dichloropropene	96
4-Methyl-2-pentanone	97
Toluene	94
trans-1,3-Dichloropropene	94
1,1,2-Trichloroethane	91
Tetrachloroethene	93
2-Hexanone	98

eurofins

Air Toxics

Client Sample ID: CCV

Lab ID#: 1208252A-03A

EPA METHOD TO-15 GC/MS

File Name:	14081602	Date of Collection: NA	
Dil. Factor:	1.00	Date of Analysis: 8/16/12 07:52 AM	

Compound	%Recovery
Dibromochloromethane	94
1,2-Dibromoethane (EDB)	89
Chlorobenzene	88
Ethyl Benzene	86
m,p-Xylene	87
o-Xylene	88
Styrene	86
Bromoform	104
Cumene	91
1,1,2,2-Tetrachloroethane	95
Propylbenzene	97
4-Ethyltoluene	87
1,3,5-Trimethylbenzene	105
1,2,4-Trimethylbenzene	92
1,3-Dichlorobenzene	96
1,4-Dichlorobenzene	87
alpha-Chlorotoluene	120
1,2-Dichlorobenzene	90
1,2,4-Trichlorobenzene	100
Hexachlorobutadiene	111
Butane	99
Isopentane	122

Q = Exceeds Quality Control limits.

Container Type: NA - Not Applicable

Surrogates	%Recovery	Method Limits
1,2-Dichloroethane-d4	107	70-130
Toluene-d8	104	70-130
4-Bromofluorobenzene	98	70-130

eurofins

Air Toxics

Client Sample ID: LCS

Lab ID#: 1208252A-04A

EPA METHOD TO-15 GC/MS

File Name:	14081603	Date of Collection: NA	
Dil. Factor:	1.00	Date of Analysis: 8/16/12 08:19 AM	

Compound	%Recovery
Freon 12	119
Freon 114	118
Chloromethane	140 Q
Vinyl Chloride	112
1,3-Butadiene	118
Bromomethane	92
Chloroethane	96
Freon 11	116
Ethanol	155 Q
Freon 113	109
1,1-Dichloroethene	126
Acetone	125
2-Propanol	145 Q
Carbon Disulfide	129
3-Chloropropene	118
Methylene Chloride	126
Methyl tert-butyl ether	109
trans-1,2-Dichloroethene	120
Hexane	123
1,1-Dichloroethane	113
2-Butanone (Methyl Ethyl Ketone)	106
cis-1,2-Dichloroethene	117
Tetrahydrofuran	128
Chloroform	110
1,1,1-Trichloroethane	111
Cyclohexane	106
Carbon Tetrachloride	114
2,2,4-Trimethylpentane	120
Benzene	111
1,2-Dichloroethane	112
Heptane	107
Trichloroethene	110
1,2-Dichloropropane	117
1,4-Dioxane	104
Bromodichloromethane	110
cis-1,3-Dichloropropene	110
4-Methyl-2-pentanone	106
Toluene	106
trans-1,3-Dichloropropene	107
1,1,2-Trichloroethane	104
Tetrachloroethene	104
2-Hexanone	110

eurofins

Air Toxics

Client Sample ID: LCS

Lab ID#: 1208252A-04A

EPA METHOD TO-15 GC/MS

File Name:	**14081603**	**Date of Collection: NA**	
Dil. Factor:	**1.00**	**Date of Analysis: 8/16/12 08:19 AM**	

Compound	%Recovery
Dibromochloromethane	105
1,2-Dibromoethane (EDB)	102
Chlorobenzene	98
Ethyl Benzene	98
m,p-Xylene	99
o-Xylene	99
Styrene	100
Bromoform	113
Cumene	103
1,1,2,2-Tetrachloroethane	105
Propylbenzene	107
4-Ethyltoluene	92
1,3,5-Trimethylbenzene	113
1,2,4-Trimethylbenzene	98
1,3-Dichlorobenzene	102
1,4-Dichlorobenzene	90
alpha-Chlorotoluene	126
1,2-Dichlorobenzene	92
1,2,4-Trichlorobenzene	83
Hexachlorobutadiene	92
Butane	111
Isopentane	117

Q = Exceeds Quality Control limits.

Container Type: NA - Not Applicable

Surrogates	%Recovery	Method Limits
1,2-Dichloroethane-d4	106	70-130
Toluene-d8	104	70-130
4-Bromofluorobenzene	98	70-130

eurofins

Air Toxics

Client Sample ID: LCSD

Lab ID#: 1208252A-04AA

EPA METHOD TO-15 GC/MS

File Name:	**14081604**	**Date of Collection: NA**	
Dil. Factor:	**1.00**	**Date of Analysis: 8/16/12 08:41 AM**	

Compound	%Recovery
Freon 12	116
Freon 114	114
Chloromethane	137 Q
Vinyl Chloride	106
1,3-Butadiene	111
Bromomethane	90
Chloroethane	97
Freon 11	114
Ethanol	149 Q
Freon 113	109
1,1-Dichloroethene	127
Acetone	124
2-Propanol	145 Q
Carbon Disulfide	126
3-Chloropropene	116
Methylene Chloride	123
Methyl tert-butyl ether	108
trans-1,2-Dichloroethene	119
Hexane	121
1,1-Dichloroethane	114
2-Butanone (Methyl Ethyl Ketone)	109
cis-1,2-Dichloroethene	116
Tetrahydrofuran	127
Chloroform	107
1,1,1-Trichloroethane	110
Cyclohexane	105
Carbon Tetrachloride	110
2,2,4-Trimethylpentane	120
Benzene	110
1,2-Dichloroethane	109
Heptane	107
Trichloroethene	108
1,2-Dichloropropane	115
1,4-Dioxane	101
Bromodichloromethane	110
cis-1,3-Dichloropropene	110
4-Methyl-2-pentanone	108
Toluene	105
trans-1,3-Dichloropropene	104
1,1,2-Trichloroethane	102
Tetrachloroethene	102
2-Hexanone	111

eurofins | Air Toxics

Client Sample ID: LCSD
Lab ID#: 1208252A-04AA
EPA METHOD TO-15 GC/MS

File Name:	**14081604**	**Date of Collection: NA**	
Dil. Factor:	**1.00**	**Date of Analysis: 8/16/12 08:41 AM**	

Compound	%Recovery
Dibromochloromethane	103
1,2-Dibromoethane (EDB)	100
Chlorobenzene	97
Ethyl Benzene	95
m,p-Xylene	100
o-Xylene	98
Styrene	100
Bromoform	111
Cumene	101
1,1,2,2-Tetrachloroethane	105
Propylbenzene	108
4-Ethyltoluene	93
1,3,5-Trimethylbenzene	114
1,2,4-Trimethylbenzene	101
1,3-Dichlorobenzene	105
1,4-Dichlorobenzene	94
alpha-Chlorotoluene	129
1,2-Dichlorobenzene	97
1,2,4-Trichlorobenzene	108
Hexachlorobutadiene	112
Butane	106
Isopentane	128

Q = Exceeds Quality Control limits.

Container Type: NA - Not Applicable

Surrogates	%Recovery	Method Limits
1,2-Dichloroethane-d4	106	70-130
Toluene-d8	104	70-130
4-Bromofluorobenzene	98	70-130

eurofins

Air Toxics

8/17/2012
Ms. Elizabeth Kunkel
URS Corporation
1001 Highlands Plaza Dr. West
Suite 300
St. Louis MO 63110

Project Name: Roxana Soil Vapor
Project #: 21562735.00013
Workorder #: 1208252B

Dear Ms. Elizabeth Kunkel

The following report includes the data for the above referenced project for sample(s) received on 8/11/2012 at Air Toxics Ltd.

The data and associated QC analyzed by Modified ASTM D-1946 are compliant with the project requirements or laboratory criteria with the exception of the deviations noted in the attached case narrative.

Thank you for choosing Air Toxics Ltd. for your air analysis needs. Air Toxics Ltd. is committed to providing accurate data of the highest quality. Please feel free to contact the Project Manager: Kelly Buettner at 916-985-1000 if you have any questions regarding the data in this report.

Regards,

Kelly Buettner

Project Manager

eurofins | Air Toxics

WORK ORDER #: 1208252B

Work Order Summary

CLIENT:	Ms. Elizabeth Kunkel URS Corporation 1001 Highlands Plaza Dr. West Suite 300 St. Louis, MO 63110	**BILL TO:**	Accounts Payable Austin URS Corporation P.O. BOX 203970 Austin, TX 78720-1088
PHONE:	314-743-4179	**P.O. #**	21562735.00013
FAX:		**PROJECT #**	21562735.00013 Roxana Soil Vapor
DATE RECEIVED:	08/11/2012	**CONTACT:**	Kelly Buettner
DATE COMPLETED:	08/17/2012		

FRACTION #	NAME	TEST	RECEIPT VAC./PRES.	FINAL PRESSURE
01A	VMP-44-10-081012	Modified ASTM D-1946	8.0 "Hg	5 psi
02A	Lab Blank	Modified ASTM D-1946	NA	NA
02B	Lab Blank	Modified ASTM D-1946	NA	NA
03A	LCS	Modified ASTM D-1946	NA	NA
03AA	LCSD	Modified ASTM D-1946	NA	NA

CERTIFIED BY: Heidi Hayes DATE: 08/17/12

Technical Director

Certfication numbers: AZ Licensure AZ0775, CA NELAP - 12282CA, NY NELAP - 11291,
TX NELAP - T104704434-12-5, UT NELAP CA009332012-3, WA NELAP - C935
Name of Accrediting Agency: NELAP/ORELAP (Oregon Environmental Laboratory Accreditation Program)
Accreditation number: CA300005, Effective date: 10/18/2011, Expiration date: 10/17/2012.
Eurofins Air Toxics Ltd. certifies that the test results contained in this report meet all requirements of the NELAC standards

This report shall not be reproduced, except in full, without the written approval of Eurofins Air Toxics, Inc

LABORATORY NARRATIVE
Modified ASTM D-1946
URS Corporation
Workorder# 1208252B

One 1 Liter Summa Canister sample was received on August 11, 2012. The laboratory performed analysis via Modified ASTM Method D-1946 for Methane and fixed gases in air using GC/FID or GC/TCD. The method involves direct injection of 1.0 mL of sample.

On the analytical column employed for this analysis, Oxygen coelutes with Argon. The corresponding peak is quantitated as Oxygen.

Since Nitrogen is used to pressurize samples, the reported Nitrogen values are calculated by adding all the sample components and subtracting from 100%.

Method modifications taken to run these samples are summarized in the table below. Specific project requirements may over-ride the ATL modifications.

Requirement	*ASTM D-1946*	*ATL Modifications*
Calibration	A single point calibration is performed using a reference standard closely matching the composition of the unknown.	A 3-point calibration curve is performed. Quantitation is based on a daily calibration standard which may or may not resemble the composition of the associated samples.
Reference Standard	The composition of any reference standard must be known to within 0.01 mol % for any component.	The standards used by ATL are blended to a >/= 95% accuracy.
Sample Injection Volume	Components whose concentrations are in excess of 5 % should not be analyzed by using sample volumes greater than 0.5 mL.	The sample container is connected directly to a fixed volume sample loop of 1.0 mL on the GC. Linear range is defined by the calibration curve. Bags are loaded by vacuum.
Normalization	Normalize the mole percent values by multiplying each value by 100 and dividing by the sum of the original values. The sum of the original values should not differ from 100% by more than 1.0%.	Results are not normalized. The sum of the reported values can differ from 100% by as much as 15%, either due to analytical variability or an unusual sample matrix.
Precision	Precision requirements established at each concentration level.	Duplicates should agree within 25% RPD for detections > 5 X's the RL.

Receiving Notes

There were no receiving discrepancies.

Analytical Notes

As per project specific client request the laboratory has reported estimated values for target compound hits that are below the Reporting Limit but greater than the Method Detection Limit.

Definition of Data Qualifying Flags

Seven qualifiers may have been used on the data analysis sheets and indicate as follows:
B - Compound present in laboratory blank greater than reporting limit.
J - Estimated value.
E - Exceeds instrument calibration range.
S - Saturated peak.
Q - Exceeds quality control limits.
U - Compound analyzed for but not detected above the detection limit.
M - Reported value may be biased due to apparent matrix interferences.
File extensions may have been used on the data analysis sheets and indicates as follows:
a-File was requantified
b-File was quantified by a second column and detector
r1-File was requantified for the purpose of reissue

eurofins

Air Toxics

Summary of Detected Compounds
NATURAL GAS ANALYSIS BY MODIFIED ASTM D-1946

Client Sample ID: VMP-44-10-081012

Lab ID#: 1208252B-01A

Compound	Rpt. Limit (%)	Amount (%)
Oxygen	0.18	6.4
Nitrogen	0.18	91
Methane	0.00018	0.045
Carbon Dioxide	0.018	12
Helium	0.092	0.038 J

eurofins

Air Toxics

Client Sample ID: VMP-44-10-081012

Lab ID#: 1208252B-01A

NATURAL GAS ANALYSIS BY MODIFIED ASTM D-1946

File Name:	**9081613**	**Date of Collection:**	**8/10/12 8:44:00 AM**
Dil. Factor:	**1.83**	**Date of Analysis:**	**8/16/12 02:01 PM**

Compound	Rpt. Limit (%)	Amount (%)
Oxygen	0.18	6.4
Nitrogen	0.18	91
Carbon Monoxide	0.018	Not Detected
Methane	0.00018	0.045
Carbon Dioxide	0.018	12
Ethane	0.0018	Not Detected
Ethene	0.0018	Not Detected
Helium	0.092	0.038 J

J = Estimated value.

Container Type: 1 Liter Summa Canister

eurofins

Air Toxics

Client Sample ID: Lab Blank

Lab ID#: 1208252B-02A

NATURAL GAS ANALYSIS BY MODIFIED ASTM D-1946

File Name:	**9081605a**	**Date of Collection: NA**	
Dil. Factor:	**1.00**	**Date of Analysis: 8/16/12 08:53 AM**	

Compound	Rpt. Limit (%)	Amount (%)
Oxygen	0.10	0.0089 J
Nitrogen	0.10	0.092 J
Carbon Monoxide	0.010	Not Detected
Methane	0.00010	Not Detected
Carbon Dioxide	0.010	Not Detected
Ethane	0.0010	Not Detected
Ethene	0.0010	Not Detected

J = Estimated value.

Container Type: NA - Not Applicable

eurofins | Air Toxics

Client Sample ID: Lab Blank

Lab ID#: 1208252B-02B

NATURAL GAS ANALYSIS BY MODIFIED ASTM D-1946

File Name:	9081604b	Date of Collection: NA	
Dil. Factor:	1.00	Date of Analysis: 8/16/12 08:20 AM	

Compound	Rpt. Limit (%)	Amount (%)
Helium	0.050	Not Detected

Container Type: NA - Not Applicable

eurofins

Air Toxics

Client Sample ID: LCS

Lab ID#: 1208252B-03A

NATURAL GAS ANALYSIS BY MODIFIED ASTM D-1946

File Name:	9081602	Date of Collection: NA	
Dil. Factor:	1.00	Date of Analysis: 8/16/12 07:27 AM	

Compound	%Recovery
Oxygen	101
Nitrogen	100
Carbon Monoxide	99
Methane	97
Carbon Dioxide	100
Ethane	99
Ethene	96
Helium	99

Container Type: NA - Not Applicable

eurofins

Air Toxics

Client Sample ID: LCSD

Lab ID#: 1208252B-03AA

NATURAL GAS ANALYSIS BY MODIFIED ASTM D-1946

File Name:	9081627	Date of Collection: NA	
Dil. Factor:	1.00	Date of Analysis: 8/16/12 09:43 PM	

Compound	%Recovery
Oxygen	99
Nitrogen	100
Carbon Monoxide	98
Methane	98
Carbon Dioxide	101
Ethane	100
Ethene	97
Helium	99

Container Type: NA - Not Applicable

Roxana Soil Vapor Quarterly – 3rd Quarter 2012 Data Review

Laboratory SDG: 1208462A,B

Data Reviewer: Melissa Mansker

Peer Reviewer: Elizabeth Kunkel

Date Reviewed: 9/7/2012

Guidance: USEPA National Functional Guidelines for Superfund Organic Methods Data Review 2008

Sample Identification
VMP-12-11.5-082012

1.0 Data Package Completeness

Were all items delivered as specified in the QAPP and COC as appropriate?

Yes

2.0 Laboratory Case Narrative \ Cooler Receipt Form

Were problems noted in the laboratory case narrative or cooler receipt form?

Yes, the laboratory case narrative indicated LCS/LCSD recoveries were outside evaluation criteria. Although not indicated in the laboratory case narrative, analytes were detected in the method blank. These issues are addressed further in the appropriate sections below.

No problems were indicated in the cooler receipt form.

3.0 Holding Times

Were samples extracted/analyzed within applicable limits?

Yes

4.0 Blank Contamination

Were any analytes detected in the Blanks?

Yes

Blank ID	Parameter	Analyte	Concentration/ Amount
1208462A-02A	TO-15	Carbon disulfide	0.43 ppbv / 1.3 µg/m^3
1208462A-02A	TO-15	2,2,4-Trimethylpentane	0.18 ppbv / 0.86 µg/m^3
1208462A-02A	TO-15	cis-1,3-Dichloropropene	0.092 ppbv / 0.42 µg/m^3
1208462A-02A	TO-15	Toluene	0.18 ppbv / 0.66 µg/m^3
1208462A-02A	TO-15	Chlorobenzene	0.39 ppbv / 1.8 µg/m^3
1208462A-02A	TO-15	m,p-Xylene	0.083 ppbv / 0.36 µg/m^3
1208462A-02A	TO-15	4-Ethyltoluene	0.13 ppbv / 0.64 µg/m^3
1208462A-02A	TO-15	1,2,4-Trimethylbenzene	0.10 ppbv / 0.49 µg/m^3
1208462A-02A	TO-15	1,4-Dichlorobenzene	0.10 ppbv / 0.62 µg/m^3
1208462A-02A	TO-15	1,2-Dichlorobenzene	0.098 ppbv / 0.59 µg/m^3
1208462B-02A	Natural gases	Oxygen	0.013%

Blank ID	Parameter	Analyte	Concentration/ Amount
1208462B-02A	Natural gases	Nitrogen	0.051%

Qualifications due to blank contamination are included in the table below. Analytical data that were reported non-detect or at concentrations greater than five times (5X) the associated blank concentration did not require qualification.

Sample ID	Parameter	Analyte	New Reporting Limit (RL)	Qualification
VMP-12-11.5-082012	TO-15	Carbon disulfide	-	**U**
VMP-12-11.5-082012	TO-15	Chlorobenzene	-	**U**
VMP-12-11.5-082012	TO-15	1,4-Dichlorobenzene	-	**U**

5.0 Laboratory Control Sample

Were LCS recoveries within evaluation criteria?

No

LCS/LCSD ID	Parameter	Analyte	LCS/LCSD Recovery	LCS/ LCSD RPD	LCS/LCSD/ RPD Criteria
1208462A-04A/AA	TO-15	Freon 12	**139**/122	13	70-130/25
1208462A-04A/AA	TO-15	Freon 11	**132**/120	10	70-130/25
1208462A-04A/AA	TO-15	Ethanol	76/**68**	11	70-130/25
1208462A-04A/AA	TO-15	1,1-Dichloroethene	**134**/126	6	70-130/25
1208462A-04A/AA	TO-15	Acetone	76/**68**	11	70-130/25
1208462A-04A/AA	TO-15	3-Choropropene	**134**/111	19	70-130/25

Analytical data that required qualification based on LCS data are included in the table below. Analytical data which were reported as non-detect and associated with LCS recoveries above evaluation criteria, indicating a possible high bias, did not require qualification.

Field ID	Parameter	Analyte	Qualification
VMP-12-11.5-082012	TO-15	Freon 12	**J**
VMP-12-11.5-082012	TO-15	Freon 11	**J**
VMP-12-11.5-082012	TO-15	Ethanol	**J**
VMP-12-11.5-082012	TO-15	Acetone	**J**

6.0 Surrogate Recoveries

Were surrogate recoveries within evaluation criteria?

Yes

7.0 Matrix Spike and Matrix Spike Duplicate Recoveries

Were MS/MSD samples analyzed as part of this SDG?

MS/MSD samples are not applicable for vapor samples, due to the inability to spike the samples.

8.0 Laboratory Duplicate Results

Were laboratory duplicate samples collected as part of this SDG?

No

9.0 Field Duplicate Results

Were field duplicate samples collected as part of this SDG?

No

10.0 Sample Dilutions

For samples that were diluted and nondetect, were undiluted results also reported?

Not applicable; analytes were detected in samples that were diluted.

11.0 Additional Qualifications

Were additional qualifications applied?

No

eurofins | Air Toxics

9/5/2012
Ms. Elizabeth Kunkel
URS Corporation
1001 Highlands Plaza Dr. West
Suite 300
St. Louis MO 63110

Project Name: Roxana Soil Vapor
Project #: 21562735.00013
Workorder #: 1208462A

Dear Ms. Elizabeth Kunkel

The following report includes the data for the above referenced project for sample(s) received on 8/22/2012 at Air Toxics Ltd.

The data and associated QC analyzed by Modified TO-15 are compliant with the project requirements or laboratory criteria with the exception of the deviations noted in the attached case narrative.

Thank you for choosing Air Toxics Ltd. for your air analysis needs. Air Toxics Ltd. is committed to providing accurate data of the highest quality. Please feel free to contact the Project Manager: Kelly Buettner at 916-985-1000 if you have any questions regarding the data in this report.

Regards,

Kelly Buettner

Project Manager

Reviewed on 9/7/12

eurofins | Air Toxics

WORK ORDER #: 1208462A

Work Order Summary

CLIENT:	Ms. Elizabeth Kunkel URS Corporation 1001 Highlands Plaza Dr. West Suite 300 St. Louis, MO 63110	**BILL TO:**	Accounts Payable Austin URS Corporation P.O. BOX 203970 Austin, TX 78720-1088
PHONE:	314-743-4179	**P.O. #**	21562735.00013
FAX:		**PROJECT #**	21562735.00013 Roxana Soil Vapor
DATE RECEIVED:	08/22/2012	**CONTACT:**	Kelly Buettner
DATE COMPLETED:	09/05/2012		

FRACTION #	NAME	TEST	RECEIPT VAC./PRES.	FINAL PRESSURE
01A	VMP-12-11.5-082012	Modified TO-15	10.0 "Hg	15 psi
02A	Lab Blank	Modified TO-15	NA	NA
03A	CCV	Modified TO-15	NA	NA
04A	LCS	Modified TO-15	NA	NA
04AA	LCSD	Modified TO-15	NA	NA

CERTIFIED BY: Heidi Hayes DATE: 09/05/12

Technical Director

Certification numbers: AZ Licensure AZ0775, CA NELAP - 12282CA, NY NELAP - 11291, TX NELAP - T104704434-12-5, UT NELAP CA009332012-3, WA NELAP - C935
Name of Accrediting Agency: NELAP/ORELAP (Oregon Environmental Laboratory Accreditation Program)
Accreditation number: CA300005, Effective date: 10/18/2011, Expiration date: 10/17/2012.
Eurofins Air Toxics Ltd. certifies that the test results contained in this report meet all requirements of the NELAC standards

This report shall not be reproduced, except in full, without the written approval of Eurofins Air Toxics, Inc.

180 BLUE RAVINE ROAD, SUITE B FOLSOM, CA - 9563
(916) 985-1000 . (800) 985-5955 . FAX (916) 985-1020

LABORATORY NARRATIVE
EPA Method TO-15
URS Corporation
Workorder# 1208462A

One 1 Liter Summa Canister sample was received on August 22, 2012. The laboratory performed analysis via EPA Method TO-15 using GC/MS in the full scan mode.

This workorder was independently validated prior to submittal using 'USEPA National Functional Guidelines' as generally applied to the analysis of volatile organic compounds in air. A rules-based, logic driven, independent validation engine was employed to assess completeness, evaluate pass/fail of relevant project quality control requirements and verification of all quantified amounts.

Receiving Notes

There were no receiving discrepancies.

Analytical Notes

All Quality Control Limit exceedances and affected sample results are noted by flags. Each flag is defined at the bottom of this Case Narrative and on each Sample Result Summary page.

As per client project requirements, the laboratory has reported estimated values for target compound hits that are below the Reporting Limit but greater than the Method Detection Limit.

Definition of Data Qualifying Flags

Eight qualifiers may have been used on the data analysis sheets and indicates as follows:

B - Compound present in laboratory blank greater than reporting limit (background subtraction not performed).
J - Estimated value.
E - Exceeds instrument calibration range.
S - Saturated peak.
Q - Exceeds quality control limits.
U - Compound analyzed for but not detected above the reporting limit.
UJ- Non-detected compound associated with low bias in the CCV and/or LCS.
N - The identification is based on presumptive evidence.

File extensions may have been used on the data analysis sheets and indicates as follows:
a-File was requantified
b-File was quantified by a second column and detector
r1-File was requantified for the purpose of reissue

eurofins | Air Toxics

Summary of Detected Compounds
EPA METHOD TO-15 GC/MS FULL SCAN

Client Sample ID: VMP-12-11.5-082012

Lab ID#: 1208462A-01A

Compound	Rpt. Limit (ppbv)	Amount (ppbv)	Rpt. Limit (ug/m3)	Amount (ug/m3)
Freon 12	1.5	0.81 J	7.5	4.0 J
Bromomethane	15	0.82 J	59	3.2 J
Freon 11	1.5	0.39 J	8.5	2.2 J
Ethanol	6.1	24	11	45
Acetone	15	13 J	36	31 J
2-Propanol	6.1	11	15	26
Carbon Disulfide	6.1	~~1.6 J~~	19	~~4.8 J~~
Methylene Chloride	15	0.47 J	53	1.6 J
Hexane	1.5	0.56 J	5.3	2.0 J
2-Butanone (Methyl Ethyl Ketone)	6.1	16	18	48
Chloroform	1.5	1.3 J	7.4	6.2 J
2,2,4-Trimethylpentane	1.5	2.6	7.1	12
Benzene	1.5	14	4.8	44
4-Methyl-2-pentanone	1.5	43	6.2	180
Toluene	1.5	4.0	5.7	15
Chlorobenzene	1.5	~~1.1 J~~	7.0	~~5.2 J~~
Ethyl Benzene	1.5	0.67 J	6.6	2.9 J
m,p-Xylene	1.5	0.87 J	6.6	3.8 J
o-Xylene	1.5	0.51 J	6.6	2.2 J
Styrene	1.5	0.69 J	6.4	2.9 J
Cumene	1.5	19	7.4	96
Propylbenzene	1.5	0.34 J	7.4	1.6 J
1,3,5-Trimethylbenzene	1.5	0.57 J	7.4	2.8 J
1,2,4-Trimethylbenzene	1.5	1.1 J	7.4	5.6 J
1,3-Dichlorobenzene	1.5	0.50 J	9.1	3.0 J
1,4-Dichlorobenzene	1.5	~~0.41 J~~	9.1	~~2.5 J~~
Isopentane	6.1	2.0 J	18	6.0 J

eurofins | Air Toxics

Client Sample ID: VMP-12-11.5-082012

Lab ID#: 1208462A-01A

EPA METHOD TO-15 GC/MS FULL SCAN

File Name:	**j083118**	**Date of Collection:**	**8/20/12 3:03:00 PM**
Dil. Factor:	**3.03**	**Date of Analysis:**	**8/31/12 06:13 PM**

Compound	Rpt. Limit (ppbv)	Amount (ppbv)	Rpt. Limit (ug/m3)	Amount (ug/m3)
Freon 12	1.5	0.81 J	7.5	4.0 J
Freon 114	1.5	Not Detected	10	Not Detected
Chloromethane	15	Not Detected	31	Not Detected
Vinyl Chloride	1.5	Not Detected	3.9	Not Detected
1,3-Butadiene	1.5	Not Detected	3.4	Not Detected
Bromomethane	15	0.82 J	59	3.2 J
Chloroethane	6.1	Not Detected	16	Not Detected
Freon 11	1.5	0.39 J	8.5	2.2 J
Ethanol	6.1	24	11	45
Freon 113	1.5	Not Detected	12	Not Detected
1,1-Dichloroethene	1.5	Not Detected	6.0	Not Detected
Acetone	15	13 J	36	31 J
2-Propanol	6.1	11	15	26
Carbon Disulfide	6.1	~~1.6 J~~	19	~~4.8 J~~
3-Chloropropene	6.1	Not Detected	19	Not Detected
Methylene Chloride	15	0.47 J	53	1.6 J
Methyl tert-butyl ether	1.5	Not Detected	5.5	Not Detected
trans-1,2-Dichloroethene	1.5	Not Detected	6.0	Not Detected
Hexane	1.5	0.56 J	5.3	2.0 J
1,1-Dichloroethane	1.5	Not Detected	6.1	Not Detected
2-Butanone (Methyl Ethyl Ketone)	6.1	16	18	48
cis-1,2-Dichloroethene	1.5	Not Detected	6.0	Not Detected
Tetrahydrofuran	1.5	Not Detected	4.5	Not Detected
Chloroform	1.5	1.3 J	7.4	6.2 J
1,1,1-Trichloroethane	1.5	Not Detected	8.3	Not Detected
Cyclohexane	1.5	Not Detected	5.2	Not Detected
Carbon Tetrachloride	1.5	Not Detected	9.5	Not Detected
2,2,4-Trimethylpentane	1.5	2.6	7.1	12
Benzene	1.5	14	4.8	44
1,2-Dichloroethane	1.5	Not Detected	6.1	Not Detected
Heptane	1.5	Not Detected	6.2	Not Detected
Trichloroethene	1.5	Not Detected	8.1	Not Detected
1,2-Dichloropropane	1.5	Not Detected	7.0	Not Detected
1,4-Dioxane	6.1	Not Detected	22	Not Detected
Bromodichloromethane	1.5	Not Detected	10	Not Detected
cis-1,3-Dichloropropene	1.5	Not Detected	6.9	Not Detected
4-Methyl-2-pentanone	1.5	43	6.2	180
Toluene	1.5	4.0	5.7	15
trans-1,3-Dichloropropene	1.5	Not Detected	6.9	Not Detected
1,1,2-Trichloroethane	1.5	Not Detected	8.3	Not Detected
Tetrachloroethene	1.5	Not Detected	10	Not Detected
2-Hexanone	6.1	Not Detected	25	Not Detected

eurofins | Air Toxics

Client Sample ID: VMP-12-11.5-082012

Lab ID#: 1208462A-01A

EPA METHOD TO-15 GC/MS FULL SCAN

File Name:	**j083118**	**Date of Collection: 8/20/12 3:03:00 PM**	
Dil. Factor:	**3.03**	**Date of Analysis: 8/31/12 06:13 PM**	

Compound	Rpt. Limit (ppbv)	Amount (ppbv)	Rpt. Limit (ug/m3)	Amount (ug/m3)
Dibromochloromethane	1.5	Not Detected	13	Not Detected
1,2-Dibromoethane (EDB)	1.5	Not Detected	12	Not Detected
Chlorobenzene	1.5	~~1.1 J~~ q	7.0	~~5.2 J~~ q
Ethyl Benzene	1.5	0.67 J	6.6	2.9 J
m,p-Xylene	1.5	0.87 J	6.6	3.8 J
o-Xylene	1.5	0.51 J	6.6	2.2 J
Styrene	1.5	0.69 J	6.4	2.9 J
Bromoform	1.5	Not Detected	16	Not Detected
Cumene	1.5	19	7.4	96
1,1,2,2-Tetrachloroethane	1.5	Not Detected	10	Not Detected
Propylbenzene	1.5	0.34 J	7.4	1.6 J
4-Ethyltoluene	1.5	Not Detected	7.4	Not Detected
1,3,5-Trimethylbenzene	1.5	0.57 J	7.4	2.8 J
1,2,4-Trimethylbenzene	1.5	1.1 J	7.4	5.6 J
1,3-Dichlorobenzene	1.5	0.50 J	9.1	3.0 J
1,4-Dichlorobenzene	1.5	~~0.41 J~~ q	9.1	~~2.5 J~~ q
alpha-Chlorotoluene	1.5	Not Detected	7.8	Not Detected
1,2-Dichlorobenzene	1.5	Not Detected	9.1	Not Detected
1,2,4-Trichlorobenzene	6.1	Not Detected	45	Not Detected
Hexachlorobutadiene	6.1	Not Detected	65	Not Detected
Butane	6.1	Not Detected	14	Not Detected
Isopentane	6.1	2.0 J	18	6.0 J

J = Estimated value.

Container Type: 1 Liter Summa Canister

Surrogates	%Recovery	Method Limits
Toluene-d8	101	70-130
1,2-Dichloroethane-d4	118	70-130
4-Bromofluorobenzene	104	70-130

eurofins | Air Toxics

Client Sample ID: Lab Blank

Lab ID#: 1208462A-02A

EPA METHOD TO-15 GC/MS FULL SCAN

File Name:	**j083110c**	**Date of Collection: NA**	
Dil. Factor:	**1.00**	**Date of Analysis: 8/31/12 12:19 PM**	

Compound	Rpt. Limit (ppbv)	Amount (ppbv)	Rpt. Limit (ug/m3)	Amount (ug/m3)
Freon 12	0.50	Not Detected	2.5	Not Detected
Freon 114	0.50	Not Detected	3.5	Not Detected
Chloromethane	5.0	Not Detected	10	Not Detected
Vinyl Chloride	0.50	Not Detected	1.3	Not Detected
1,3-Butadiene	0.50	Not Detected	1.1	Not Detected
Bromomethane	5.0	Not Detected	19	Not Detected
Chloroethane	2.0	Not Detected	5.3	Not Detected
Freon 11	0.50	Not Detected	2.8	Not Detected
Ethanol	2.0	Not Detected	3.8	Not Detected
Freon 113	0.50	Not Detected	3.8	Not Detected
1,1-Dichloroethene	0.50	Not Detected	2.0	Not Detected
Acetone	5.0	Not Detected	12	Not Detected
2-Propanol	2.0	Not Detected	4.9	Not Detected
Carbon Disulfide	2.0	0.43 J	6.2	1.3 J
3-Chloropropene	2.0	Not Detected	6.3	Not Detected
Methylene Chloride	5.0	Not Detected	17	Not Detected
Methyl tert-butyl ether	0.50	Not Detected	1.8	Not Detected
trans-1,2-Dichloroethene	0.50	Not Detected	2.0	Not Detected
Hexane	0.50	Not Detected	1.8	Not Detected
1,1-Dichloroethane	0.50	Not Detected	2.0	Not Detected
2-Butanone (Methyl Ethyl Ketone)	2.0	Not Detected	5.9	Not Detected
cis-1,2-Dichloroethene	0.50	Not Detected	2.0	Not Detected
Tetrahydrofuran	0.50	Not Detected	1.5	Not Detected
Chloroform	0.50	Not Detected	2.4	Not Detected
1,1,1-Trichloroethane	0.50	Not Detected	2.7	Not Detected
Cyclohexane	0.50	Not Detected	1.7	Not Detected
Carbon Tetrachloride	0.50	Not Detected	3.1	Not Detected
2,2,4-Trimethylpentane	0.50	0.18 J	2.3	0.86 J
Benzene	0.50	Not Detected	1.6	Not Detected
1,2-Dichloroethane	0.50	Not Detected	2.0	Not Detected
Heptane	0.50	Not Detected	2.0	Not Detected
Trichloroethene	0.50	Not Detected	2.7	Not Detected
1,2-Dichloropropane	0.50	Not Detected	2.3	Not Detected
1,4-Dioxane	2.0	Not Detected	7.2	Not Detected
Bromodichloromethane	0.50	Not Detected	3.4	Not Detected
cis-1,3-Dichloropropene	0.50	0.092 J	2.3	0.42 J
4-Methyl-2-pentanone	0.50	Not Detected	2.0	Not Detected
Toluene	0.50	0.18 J	1.9	0.66 J
trans-1,3-Dichloropropene	0.50	Not Detected	2.3	Not Detected
1,1,2-Trichloroethane	0.50	Not Detected	2.7	Not Detected
Tetrachloroethene	0.50	Not Detected	3.4	Not Detected
2-Hexanone	2.0	Not Detected	8.2	Not Detected

eurofins | Air Toxics

Client Sample ID: Lab Blank

Lab ID#: 1208462A-02A

EPA METHOD TO-15 GC/MS FULL SCAN

File Name:	**j083110c**	**Date of Collection: NA**	
Dil. Factor:	**1.00**	**Date of Analysis: 8/31/12 12:19 PM**	

Compound	Rpt. Limit (ppbv)	Amount (ppbv)	Rpt. Limit (ug/m3)	Amount (ug/m3)
Dibromochloromethane	0.50	Not Detected	4.2	Not Detected
1,2-Dibromoethane (EDB)	0.50	Not Detected	3.8	Not Detected
Chlorobenzene	0.50	0.39 J	2.3	1.8 J
Ethyl Benzene	0.50	Not Detected	2.2	Not Detected
m,p-Xylene	0.50	0.083 J	2.2	0.36 J
o-Xylene	0.50	Not Detected	2.2	Not Detected
Styrene	0.50	Not Detected	2.1	Not Detected
Bromoform	0.50	Not Detected	5.2	Not Detected
Cumene	0.50	Not Detected	2.4	Not Detected
1,1,2,2-Tetrachloroethane	0.50	Not Detected	3.4	Not Detected
Propylbenzene	0.50	Not Detected	2.4	Not Detected
4-Ethyltoluene	0.50	0.13 J	2.4	0.64 J
1,3,5-Trimethylbenzene	0.50	Not Detected	2.4	Not Detected
1,2,4-Trimethylbenzene	0.50	0.10 J	2.4	0.49 J
1,3-Dichlorobenzene	0.50	Not Detected	3.0	Not Detected
1,4-Dichlorobenzene	0.50	0.10 J	3.0	0.62 J
alpha-Chlorotoluene	0.50	Not Detected	2.6	Not Detected
1,2-Dichlorobenzene	0.50	0.098 J	3.0	0.59 J
1,2,4-Trichlorobenzene	2.0	Not Detected	15	Not Detected
Hexachlorobutadiene	2.0	Not Detected	21	Not Detected
Butane	2.0	Not Detected	4.8	Not Detected
Isopentane	2.0	Not Detected	5.9	Not Detected

J = Estimated value.

Container Type: NA - Not Applicable

Surrogates	%Recovery	Method Limits
Toluene-d8	92	70-130
1,2-Dichloroethane-d4	110	70-130
4-Bromofluorobenzene	101	70-130

eurofins | Air Toxics

Client Sample ID: CCV

Lab ID#: 1208462A-03A

EPA METHOD TO-15 GC/MS FULL SCAN

File Name:	**j083103**	**Date of Collection: NA**	
Dil. Factor:	**1.00**	**Date of Analysis: 8/31/12 06:46 AM**	

Compound	%Recovery
Freon 12	126
Freon 114	122
Chloromethane	85
Vinyl Chloride	87
1,3-Butadiene	76
Bromomethane	98
Chloroethane	82
Freon 11	126
Ethanol	79
Freon 113	120
1,1-Dichloroethene	123
Acetone	72
2-Propanol	87
Carbon Disulfide	96
3-Chloropropene	108
Methylene Chloride	82
Methyl tert-butyl ether	121
trans-1,2-Dichloroethene	102
Hexane	87
1,1-Dichloroethane	94
2-Butanone (Methyl Ethyl Ketone)	103
cis-1,2-Dichloroethene	89
Tetrahydrofuran	81
Chloroform	112
1,1,1-Trichloroethane	124
Cyclohexane	105
Carbon Tetrachloride	123
2,2,4-Trimethylpentane	83
Benzene	101
1,2-Dichloroethane	121
Heptane	113
Trichloroethene	112
1,2-Dichloropropane	82
1,4-Dioxane	100
Bromodichloromethane	119
cis-1,3-Dichloropropene	103
4-Methyl-2-pentanone	85
Toluene	97
trans-1,3-Dichloropropene	116
1,1,2-Trichloroethane	97
Tetrachloroethene	104
2-Hexanone	91

eurofins | Air Toxics

Client Sample ID: CCV

Lab ID#: 1208462A-03A

EPA METHOD TO-15 GC/MS FULL SCAN

File Name:	**j083103**	**Date of Collection: NA**	
Dil. Factor:	**1.00**	**Date of Analysis: 8/31/12 06:46 AM**	

Compound	%Recovery
Dibromochloromethane	114
1,2-Dibromoethane (EDB)	104
Chlorobenzene	87
Ethyl Benzene	103
m,p-Xylene	106
o-Xylene	102
Styrene	113
Bromoform	118
Cumene	115
1,1,2,2-Tetrachloroethane	93
Propylbenzene	112
4-Ethyltoluene	108
1,3,5-Trimethylbenzene	106
1,2,4-Trimethylbenzene	110
1,3-Dichlorobenzene	98
1,4-Dichlorobenzene	100
alpha-Chlorotoluene	115
1,2-Dichlorobenzene	99
1,2,4-Trichlorobenzene	101
Hexachlorobutadiene	123
Butane	84
Isopentane	80

Container Type: NA - Not Applicable

Surrogates	%Recovery	Method Limits
Toluene-d8	97	70-130
1,2-Dichloroethane-d4	116	70-130
4-Bromofluorobenzene	108	70-130

eurofins | Air Toxics

Client Sample ID: LCS

Lab ID#: 1208462A-04A

EPA METHOD TO-15 GC/MS FULL SCAN

File Name:	**j083104**	**Date of Collection: NA**	
Dil. Factor:	**1.00**	**Date of Analysis: 8/31/12 07:22 AM**	

Compound	%Recovery
Freon 12	139 Q
Freon 114	129
Chloromethane	95
Vinyl Chloride	95
1,3-Butadiene	80
Bromomethane	109
Chloroethane	97
Freon 11	132 Q
Ethanol	76
Freon 113	124
1,1-Dichloroethene	134 Q
Acetone	76
2-Propanol	92
Carbon Disulfide	120
3-Chloropropene	134 Q
Methylene Chloride	85
Methyl tert-butyl ether	124
trans-1,2-Dichloroethene	126
Hexane	91
1,1-Dichloroethane	97
2-Butanone (Methyl Ethyl Ketone)	104
cis-1,2-Dichloroethene	94
Tetrahydrofuran	83
Chloroform	117
1,1,1-Trichloroethane	129
Cyclohexane	109
Carbon Tetrachloride	127
2,2,4-Trimethylpentane	85
Benzene	93
1,2-Dichloroethane	111
Heptane	105
Trichloroethene	106
1,2-Dichloropropane	76
1,4-Dioxane	94
Bromodichloromethane	112
cis-1,3-Dichloropropene	97
4-Methyl-2-pentanone	78
Toluene	88
trans-1,3-Dichloropropene	111
1,1,2-Trichloroethane	99
Tetrachloroethene	102
2-Hexanone	88

eurofins | Air Toxics

Client Sample ID: LCS

Lab ID#: 1208462A-04A

EPA METHOD TO-15 GC/MS FULL SCAN

File Name:	**j083104**	**Date of Collection: NA**	
Dil. Factor:	**1.00**	**Date of Analysis: 8/31/12 07:22 AM**	

Compound	%Recovery
Dibromochloromethane	110
1,2-Dibromoethane (EDB)	102
Chlorobenzene	87
Ethyl Benzene	103
m,p-Xylene	107
o-Xylene	104
Styrene	110
Bromoform	114
Cumene	111
1,1,2,2-Tetrachloroethane	97
Propylbenzene	111
4-Ethyltoluene	100
1,3,5-Trimethylbenzene	104
1,2,4-Trimethylbenzene	104
1,3-Dichlorobenzene	98
1,4-Dichlorobenzene	97
alpha-Chlorotoluene	108
1,2-Dichlorobenzene	99
1,2,4-Trichlorobenzene	102
Hexachlorobutadiene	122
Butane	84
Isopentane	84

Q = Exceeds Quality Control limits.

Container Type: NA - Not Applicable

Surrogates	%Recovery	Method Limits
Toluene-d8	94	70-130
1,2-Dichloroethane-d4	122	70-130
4-Bromofluorobenzene	111	70-130

eurofins | Air Toxics

Client Sample ID: LCSD

Lab ID#: 1208462A-04AA

EPA METHOD TO-15 GC/MS FULL SCAN

File Name:	**j083105**	**Date of Collection: NA**	
Dil. Factor:	**1.00**	**Date of Analysis: 8/31/12 07:53 AM**	

Compound	%Recovery
Freon 12	122
Freon 114	118
Chloromethane	88
Vinyl Chloride	84
1,3-Butadiene	74
Bromomethane	93
Chloroethane	92
Freon 11	120
Ethanol	68 Q
Freon 113	118
1,1-Dichloroethene	126
Acetone	68 Q
2-Propanol	79
Carbon Disulfide	115
3-Chloropropene	111
Methylene Chloride	76
Methyl tert-butyl ether	111
trans-1,2-Dichloroethene	115
Hexane	85
1,1-Dichloroethane	89
2-Butanone (Methyl Ethyl Ketone)	99
cis-1,2-Dichloroethene	87
Tetrahydrofuran	74
Chloroform	105
1,1,1-Trichloroethane	117
Cyclohexane	102
Carbon Tetrachloride	115
2,2,4-Trimethylpentane	77
Benzene	99
1,2-Dichloroethane	111
Heptane	110
Trichloroethene	109
1,2-Dichloropropane	80
1,4-Dioxane	96
Bromodichloromethane	115
cis-1,3-Dichloropropene	97
4-Methyl-2-pentanone	80
Toluene	92
trans-1,3-Dichloropropene	113
1,1,2-Trichloroethane	100
Tetrachloroethene	104
2-Hexanone	87

eurofins | Air Toxics

Client Sample ID: LCSD

Lab ID#: 1208462A-04AA

EPA METHOD TO-15 GC/MS FULL SCAN

File Name:	**j083105**	**Date of Collection: NA**	
Dil. Factor:	**1.00**	**Date of Analysis: 8/31/12 07:53 AM**	

Compound	%Recovery
Dibromochloromethane	115
1,2-Dibromoethane (EDB)	103
Chlorobenzene	87
Ethyl Benzene	106
m,p-Xylene	106
o-Xylene	104
Styrene	109
Bromoform	112
Cumene	112
1,1,2,2-Tetrachloroethane	97
Propylbenzene	113
4-Ethyltoluene	101
1,3,5-Trimethylbenzene	102
1,2,4-Trimethylbenzene	105
1,3-Dichlorobenzene	96
1,4-Dichlorobenzene	98
alpha-Chlorotoluene	109
1,2-Dichlorobenzene	100
1,2,4-Trichlorobenzene	103
Hexachlorobutadiene	123
Butane	78
Isopentane	74

Q = Exceeds Quality Control limits.

Container Type: NA - Not Applicable

Surrogates	%Recovery	Method Limits
Toluene-d8	98	70-130
1,2-Dichloroethane-d4	109	70-130
4-Bromofluorobenzene	109	70-130

Shell Oil Products Chain Of Custody Record

URS

Air Toxics LTD.
Project Name: Roxana Soil Vapor
Project # 21562735.00013
Lab Vendor #

Please Check Appropriate Box:
☑ ENV. SERVICES ☐ MOTIVA RETAIL ☐ SHELL RETAIL
☐ MOTIVA SOACM ☐ CONSULTANT ☐ LUBES
☐ SHELL PIPELINE ☐ OTHER

Print Bill To Contact Name: Robert Moosheglan
PO #
INCIDENT # (ENV SERVICES): 9 7 2 1 6 6 4 0
SAP #: 3 4 0 0 6 1
☐ CHECK IF NO INCIDENT # APPLIES
DATE: 08/21/12
PAGE: 1 of 1

SAMPLING COMPANY: URS CORPORATION
LOG CODE:
SITE ADDRESS: Street and City: 900 SOUTH CENTRAL AVE – ROXANA
State: IL
GLOBAL ID NO:
ADDRESS: 1001 HIGHLANDS PLAZA DRIVE WEST - SUITE 300, ST. LOUIS, MO 63110
SDF DELIVERABLE TO Name, Company, Office Location: Elizabeth Kunkel, URS, St. Louis
PHONE NO: 314-743-4179
E-MAIL: Elizabeth_Kunkel@URSCorp.com
CONSULTANT PROJECT NAME: Roxana Soil Vapor
LABORATORY ADDRESS: Air Toxics LTD 180 Blue Ravine Road, Suite B, Folsom, CA 95630-4719
M. Curner, J. Jackson
TELEPHONE:
FAX: 314-429-0462
Bill To Contact E-MAIL: Robert.Moosheglan@urs.com

TURNAROUND TIME (CALENDAR DAYS):
☐ STANDARD (14 DAY) ☑ 5 DAYS ☐ 3 DAYS ☐ 2 DAYS ☐ 24 HOURS ☐ RESULTS NEEDED ON WEEKEND

REQUESTED ANALYSIS

☐ LA - RWQCB REPORT FORMAT ☑ UST AGENCY

DELIVERABLES: ☐ LEVEL 1 ☐ LEVEL 2 ☐ LEVEL 3 ☑ LEVEL 4 ☐ OTHER (SPECIFY)

☑ SHELL CONTRACT RATE APPLIES
☐ STATE REIMBURSEMENT RATE APPLIES
☐ EDD NOT NEEDED
☑ RECEIPT VERIFICATION REQUESTED

LAB USE ONLY	Field Sample Identification	SAMPLING DATE	SAMPLING TIME	Canister Number	Canister Pressure/Vacuum Initial	Final	Receipt	Final (psi)	Modified TO-15 + Butane & Isopentane	ASTM D-1946 + Helium	ASTM D-1946				
CIR	VMP-12-11 5-082012	08/20/12	1433-1503	36465	-30	-10			X	X					

Turn Around Time: ☑ Normal ☐ Rush
Specify

Lab Use Only
Pressurized by:
Date:
Pressurization Gas: N_2 He

ADDITIONAL NOTES:
- 14 day hold time
- Report results between MDL and RL
- Level IV ECVP
- 5 DAY TURNAROUND TIME

Relinquished by (Signature)	Received by (Signature): FEDEX	Date: 8/21/12	Time: 1700
Relinquished by (Signature)	Received by (Signature): 8/22/12 0930	Date: 8/22/12	Time: 0930
Relinquished by (Signature)	Received by (Signature)	Date	Time

05/2006 Revision

CUSTODY SEAL INTACT? Y N NO

eurofins | Air Toxics

9/6/2012
Ms. Elizabeth Kunkel
URS Corporation
1001 Highlands Plaza Dr. West
Suite 300
St. Louis MO 63110

Project Name: Roxana Soil Vapor
Project #: 21562735.00013
Workorder #: 1208462B

Dear Ms. Elizabeth Kunkel

The following report includes the data for the above referenced project for sample(s) received on 8/22/2012 at Air Toxics Ltd.

The data and associated QC analyzed by Modified ASTM D-1946 are compliant with the project requirements or laboratory criteria with the exception of the deviations noted in the attached case narrative.

Thank you for choosing Air Toxics Ltd. for your air analysis needs. Air Toxics Ltd. is committed to providing accurate data of the highest quality. Please feel free to contact the Project Manager: Kelly Buettner at 916-985-1000 if you have any questions regarding the data in this report.

Regards,

Kelly Buettner

Project Manager

eurofins

Air Toxics

WORK ORDER #: 1208462B

Work Order Summary

CLIENT:	Ms. Elizabeth Kunkel URS Corporation 1001 Highlands Plaza Dr. West Suite 300 St. Louis, MO 63110	**BILL TO:**	Accounts Payable Austin URS Corporation P.O. BOX 203970 Austin, TX 78720-1088
PHONE:	314-743-4179	**P.O. #**	21562735.00013
FAX:		**PROJECT #**	21562735.00013 Roxana Soil Vapor
DATE RECEIVED:	08/22/2012	**CONTACT:**	Kelly Buettner
DATE COMPLETED:	09/06/2012		

FRACTION #	NAME	TEST	RECEIPT VAC./PRES.	FINAL PRESSURE
01A	VMP-12-11.5-082012 ✓	Modified ASTM D-1946	10.0 "Hg	15 psi
02A	Lab Blank	Modified ASTM D-1946	NA	NA
02B	Lab Blank	Modified ASTM D-1946	NA	NA
03A	LCS	Modified ASTM D-1946	NA	NA
03AA	LCSD	Modified ASTM D-1946	NA	NA

CERTIFIED BY: Heidi Hayes DATE: 09/06/12

Technical Director

Certification numbers: AZ Licensure AZ0775, CA NELAP - 12282CA, NY NELAP - 11291,
TX NELAP - T104704434-12-5, UT NELAP CA009332012-3, WA NELAP - C935
Name of Accrediting Agency: NELAP/ORELAP (Oregon Environmental Laboratory Accreditation Program)
Accreditation number: CA300005, Effective date: 10/18/2011, Expiration date: 10/17/2012.
Eurofins Air Toxics Ltd. certifies that the test results contained in this report meet all requirements of the NELAC standards

This report shall not be reproduced, except in full, without the written approval of Eurofins Air Toxics, Inc.

180 BLUE RAVINE ROAD, SUITE B FOLSOM, CA - 9563
(916) 985-1000 . (800) 985-5955 . FAX (916) 985-1020

LABORATORY NARRATIVE
Modified ASTM D-1946
URS Corporation
Workorder# 1208462B

One 1 Liter Summa Canister sample was received on August 22, 2012. The laboratory performed analysis via Modified ASTM Method D-1946 for Methane and fixed gases in air using GC/FID or GC/TCD. The method involves direct injection of 1.0 mL of sample.

On the analytical column employed for this analysis, Oxygen coelutes with Argon. The corresponding peak is quantitated as Oxygen.

Since Nitrogen is used to pressurize samples, the reported Nitrogen values are calculated by adding all the sample components and subtracting from 100%.

Method modifications taken to run these samples are summarized in the table below. Specific project requirements may over-ride the ATL modifications.

Requirement	*ASTM D-1946*	*ATL Modifications*
Calibration	A single point calibration is performed using a reference standard closely matching the composition of the unknown.	A 3-point calibration curve is performed. Quantitation is based on a daily calibration standard which may or may not resemble the composition of the associated samples.
Reference Standard	The composition of any reference standard must be known to within 0.01 mol % for any component.	The standards used by ATL are blended to a >/= 95% accuracy.
Sample Injection Volume	Components whose concentrations are in excess of 5 % should not be analyzed by using sample volumes greater than 0.5 mL.	The sample container is connected directly to a fixed volume sample loop of 1.0 mL on the GC. Linear range is defined by the calibration curve. Bags are loaded by vacuum.
Normalization	Normalize the mole percent values by multiplying each value by 100 and dividing by the sum of the original values. The sum of the original values should not differ from 100% by more than 1.0%.	Results are not normalized. The sum of the reported values can differ from 100% by as much as 15%, either due to analytical variability or an unusual sample matrix.
Precision	Precision requirements established at each concentration level.	Duplicates should agree within 25% RPD for detections > 5 X's the RL.

Receiving Notes

There were no receiving discrepancies.

Analytical Notes

As per project specific client request the laboratory has reported estimated values for target compound hits that are below the Reporting Limit but greater than the Method Detection Limit.

Definition of Data Qualifying Flags

Seven qualifiers may have been used on the data analysis sheets and indicate as follows:
B - Compound present in laboratory blank greater than reporting limit.
J - Estimated value.
E - Exceeds instrument calibration range.
S - Saturated peak.
Q - Exceeds quality control limits.
U - Compound analyzed for but not detected above the detection limit.
M - Reported value may be biased due to apparent matrix interferences.
File extensions may have been used on the data analysis sheets and indicates as follows:
a-File was requantified
b-File was quantified by a second column and detector
r1-File was requantified for the purpose of reissue

eurofins | Air Toxics

Summary of Detected Compounds
NATURAL GAS ANALYSIS BY MODIFIED ASTM D-1946

Client Sample ID: VMP-12-11.5-082012

Lab ID#: 1208462B-01A

Compound	Rpt. Limit (%)	Amount (%)
Oxygen	0.30	20
Nitrogen	0.30	80
Methane	0.00030	0.00012 J
Carbon Dioxide	0.030	0.22

eurofins | Air Toxics

Client Sample ID: VMP-12-11.5-082012

Lab ID#: 1208462B-01A

NATURAL GAS ANALYSIS BY MODIFIED ASTM D-1946

File Name:	**9082722**	**Date of Collection: 8/20/12 3:03:00 PM**	
Dil. Factor:	**3.03**	**Date of Analysis: 8/27/12 06:15 PM**	

Compound	Rpt. Limit (%)	Amount (%)
Oxygen	0.30	20
Nitrogen	0.30	80
Carbon Monoxide	0.030	Not Detected
Methane	0.00030	0.00012 J
Carbon Dioxide	0.030	0.22
Ethane	0.0030	Not Detected
Ethene	0.0030	Not Detected
Helium	0.15	Not Detected

J = Estimated value.

Container Type: 1 Liter Summa Canister

eurofins | Air Toxics

Client Sample ID: Lab Blank

Lab ID#: 1208462B-02A

NATURAL GAS ANALYSIS BY MODIFIED ASTM D-1946

File Name:	**9082705a**	**Date of Collection: NA**	
Dil. Factor:	**1.00**	**Date of Analysis: 8/27/12 08:51 AM**	

Compound	**Rpt. Limit (%)**	**Amount (%)**
Oxygen	0.10	0.013 J
Nitrogen	0.10	0.051 J
Carbon Monoxide	0.010	Not Detected
Methane	0.00010	Not Detected
Carbon Dioxide	0.010	Not Detected
Ethane	0.0010	Not Detected
Ethene	0.0010	Not Detected

J = Estimated value.

Container Type: NA - Not Applicable

eurofins | Air Toxics

Client Sample ID: Lab Blank

Lab ID#: 1208462B-02B

NATURAL GAS ANALYSIS BY MODIFIED ASTM D-1946

File Name:	9082704b	Date of Collection: NA	
Dil. Factor:	1.00	Date of Analysis: 8/27/12 08:26 AM	

Compound	Rpt. Limit (%)	Amount (%)
Helium	0.050	Not Detected

Container Type: NA - Not Applicable

eurofins | Air Toxics

Client Sample ID: LCS

Lab ID#: 1208462B-03A

NATURAL GAS ANALYSIS BY MODIFIED ASTM D-1946

File Name:	**9082702**	**Date of Collection: NA**	
Dil. Factor:	**1.00**	**Date of Analysis: 8/27/12 07:37 AM**	

Compound	%Recovery
Oxygen	99
Nitrogen	100
Carbon Monoxide	99
Methane	98
Carbon Dioxide	99
Ethane	99
Ethene	96
Helium	100

Container Type: NA - Not Applicable

eurofins | Air Toxics

Client Sample ID: LCSD

Lab ID#: 1208462B-03AA

NATURAL GAS ANALYSIS BY MODIFIED ASTM D-1946

File Name:	**9082728**	**Date of Collection: NA**	
Dil. Factor:	**1.00**	**Date of Analysis: 8/27/12 09:20 PM**	

Compound	%Recovery
Oxygen	100
Nitrogen	100
Carbon Monoxide	97
Methane	97
Carbon Dioxide	100
Ethane	98
Ethene	95
Helium	101

Container Type: NA - Not Applicable