ILLINOIS EPA RCRA CORRECTIVE ACTION CERTIFICATION

This certification must accompany any document submitted to Illinois EPA in accordance with the corrective action requirements set forth in a facility's RCRA permit. The original and two copies of all documents submitted must be provided.

1.0 FACILITY IDENTIFICATION

Name: WRB Refining LP - Wood River Refinery

County: Madison

Street Address: 900 South Central Ave.

Site No. (IEPA): 1191150002

City: Roxana, IL 62084

Site No. (USEPA): ILD 080 012 305

2.0 OWNER INFORMATION

Name: Not Applicable

Mailing Address:

3.0 OPERATOR INFORMATION

Equilon Enterprises LLC d/b/a Shell Oil Products US

17 Junction Drive, PMB #399

Glen Carbon, IL 62034

Contact Name: Kevin Dyer

Contact Title: Principal Program Manager

Phone No.: 618-288-7237

4.0 TYPE OF SUBMISSION (check applicable item and provide requested information, as applicable)

☐ RFI Phase I Workplan/Report
☐ RFI Phase II Workplan/Report
☐ CMP Report; Phase _____
☒ Other (describe):
Soil Vapor Sampling Report – 4th Quarter 2011

Date of Submittal

IEPA Permit Log No.
Date of Last IEPA Letter on Project 8/31/11
Log No. of Last IEPA Letter on Project B-43R-CA-1; CA-3; CA5; CA-6; CA-7; CA-8; CA-10; CA-11; and PS11-032
Does this submittal include groundwater information: ☒ Yes ☐ No

5.0 DESCRIPTION OF SUBMITTAL: (briefly describe what is being submitted and its purpose)

Soil Vapor sampling report for the 4th quarter 2011 sampling event in the project area in the Village of Roxana.

6.0 DOCUMENTS SUBMITTED (identify all documents in submittal, including cover letter; give dates of all documents)

Cover letter, RCRA Corrective Action Certification and Soil Vapor Sampling Report – 4th Quarter 2011

7.0 CERTIFICATION STATEMENT - ***(This statement is part of the overall certification being provided by the owner/operator, professional and laboratory in Items 7.1, 7.2 and 7.3 below).*** The activities described in the subject submittals have been carried out in accordance with procedures approved by Illinois EPA. I certify under penalty of law that this document and all attachments were prepared under my direction or supervision in accordance with a system designed to assure that qualified personnel properly gather and evaluate the information submitted. Based on my inquiry of the person or persons who manage the system, or those persons directly responsible for gathering the information, the information submitted is, to the best of my knowledge and belief, true, accurate, and complete. I am aware that there are significant penalties for submitting false information, including the possibility of fine and imprisonment for knowing violations.

IEPA RCRA Corrective Action Certification
For: Equilon Enterprises LLC d/b/a Shell Oil Products US
Date of Submission: _____
Page 2

7.1 **OWNER/OPERATOR CERTIFICATION** (Must be completed for all submittals. Certification and signature requirements are set forth in 35 IAC 702.126.) All submittals pertaining to the corrective action requirements set forth in a RCRA Permit must be signed by the person designated below (or by a duly authorized representative of that person):

1. For a Corporation, by a principal executive officer of at least the level of vice-president.
2. For a Partnership or Sole Proprietorship, by a general partner or the proprietor, respectively.
3. For a Governmental Entity, by either a principal executive officer or a ranking elected official.

A person is a duly authorized representative only if:

1. the authorization is made in writing by a person described above; and
2. the written authorization is provided with this submittal (a copy of a previously submitted authorization can be used).

Owner Signature: _____ _____ (Date)

Title: _____

Operator Signature: [signature] 01/10/12 (Date)

Title: Principal Program Manager

7.2 **PROFESSIONAL CERTIFICATION** ***(if necessary)*** - Work carried out in this submittal or the regulations may also be subject to other laws governing professional services, such as the Illinois Professional Land Surveyor Act of 1989, the Professional Engineering Practice Act of 1989, the Professional Geologist Licensing Act, and the Structural Engineering Licensing Act of 1989. No one is relieved from compliance with these laws and the regulations adopted pursuant to these laws. All work that falls within the scope and definitions of these laws must be performed in compliance with them. The Illinois EPA may refer any discovered violation of these laws to the appropriate regulating authority.

Professional's Signature: [signature] 1/12/12 Date:

Professional's Name: Robert B. Billman

Professional's Address: URS Corporation
1001 Highlands Plaza Drive West
St. Louis, MO 63110

Professional's Phone No.: 314-743-4108

Professional's Seal: LICENSED PROFESSIONAL GEOLOGIST ROBERT B. BILLMAN 196-000646 ILLINOIS

7.3 **LABORATORY CERTIFICATION** ***(if necessary)*** - The sample collection, handling, preservation, preparation and analysis efforts for which this laboratory was responsible were carried out in accordance with procedures approved by Illinois EPA. (Soil vapor Data only).

Name of Laboratory Air Toxics Ltd

[signature] 12/29/11
Signature of Laboratory Responsible Officer — Date

Mailing Address of Laboratory
180 Blue Ravine Suite B
Folsom, CA 95630

Heidi Hayes / Technical Director
Name and Title of Laboratory Responsible Officer

URS

January 19, 2012

Mr. Steven F. Nightingale, P.E.
Manager, Permit Section
Illinois Environmental Protection Agency
Bureau of Land
1021 North Grand Avenue East
Springfield, Illinois 62794

Subject: Soil Vapor Sampling Report – 4th Quarter 2011
Roxana, Illinois
119115002 – Madison County
Equilon Enterprises LLC d/b/a Shell Oil Products US
Log No. B-43R-CA-21

Dear Mr. Nightingale:

On behalf of Shell Oil Products US, URS Corporation is submitting the enclosed report for your review. This sampling was required by Condition 3 of the Agency's letter dated August 5, 2010.

If you have any questions during your review, please contact Kevin Dyer, SOPUS Principal Program Manager, at kevin.dyer@shell.com (618/288-7237), or me at bob.billman@urs.com (314/743-4108).

Sincerely,

Robert B. Billman
Senior Project Manager

Enclosures: RCRA Corrective Action Certification and Report (original plus 2 copies)

Cc: Kevin Dyer, SOPUS
Marty Reynolds, Village of Roxana (Repository)
Eric Petersen, ConocoPhillips
David Webb, IDPH
Jim Moore, IEPA, Springfield
Repository - Roxana Public Library
Gina Search – IEPA, Collinsville

1001 Highland Plaza Drive West, Suite 300
St. Louis, MO 63110
Phone: 314.429.0100
Fax: 314.429.0462

R E P O R T

SOIL VAPOR SAMPLING – 4TH QUARTER 2011

Roxana, Illinois

Prepared for:

Shell Oil Products US
17 Junction Drive
PMB#399
Glen Carbon, Illinois 62034

January 2012

URS Corporation
1001 Highlands Plaza Drive West, Suite 300
St. Louis, MO 63110
(314) 429-0100
Project 21562735

TABLE OF CONTENTS

CERTIFICATION **RCRA Corrective Action Form**

SECTION 1 **INTRODUCTION 1-1**

SECTION 2 **DESCRIPTION OF SUBSURFACE CONDITIONS 2-1**

2.1 Geology 2-1
2.2 Hydrogeology 2-1

SECTION 3 **SOIL VAPOR SAMPLING AND ANALYTICAL PROCEDURES 3-1**

3.1 Vapor Monitoring Sampling 3-1
3.2 Health & Safety, Decontamination and Investigation Derived Waste 3-5
3.3 Sample Handling and Laboratory Testing 3-6
3.4 Data Quality Review and Data Management 3-7

SECTION 4 **SOIL VAPOR SAMPLING RESULTS 4-1**

4.1 Data Quality Review Results 4-1
4.2 Soil Vapor Analytical Results 4-1
4.3 Conceptual Site Model 4-4

SECTION 5 **CONCLUSIONS 5-1**

SECTION 6 **REFERENCES 6-1**

TABLE OF CONTENTS

List of Tables

Table 1	Cumulative Groundwater Gauging Results
Table 2	Soil Vapor Screening Criteria
Table 3	Cumulative Summary of Soil Vapor Analytical Detections and Screening Results: Village - VOCs
Table 4	Cumulative Summary of Soil Vapor Analytical Detections and Screening Results: Public Works Yard and WRR - VOCs
Table 5	Cumulative Summary of Soil Vapor Analytical Detections - Natural Gases

List of Figures

Figure 1	Investigation Area Location Map
Figure 2	Vapor Monitoring Sampling Point Locations
Figure 3	Groundwater Contour Map – 4Q11 (October 5-6, 2011)
Figure 4	Vapor Port Screen Comparison to Groundwater Elevations (October 5-6, 2011)
Figure 5	Summary of Benzene Soil Vapor Analytical Results-Village
Figure 6	Summary of Benzene Soil Vapor Analytical Results-Public Works Yard
Figure 7	Summary of Benzene Soil Vapor Analytical Results-WRR
Figure 8	Typical Cross-Section with Benzene Soil Vapor Analytical Results
Figure 9	Benzene Soil Vapor Distribution – 5 ft bgs
Figure 10	Benzene Soil Vapor Distribution – 10 ft bgs
Figure 11	Benzene Soil Vapor Distribution – 25 ft bgs
Figure 12	Dissolved Phase Benzene Concentrations in Groundwater
Figure 13	Thickness of Free Product (October 5-6, 2011)

List of Appendices

Appendix A	Soil Vapor Sampling Data Sheets
Appendix B	Data Review Sheets and Analytical Reports

Shell Oil Products US (SOPUS) has been conducting a subsurface investigation in the Village of Roxana in the area generally bounded by the alley north of East First Street, the Roxana Public Works Yard, Illinois Route 111 and the property boundary (aka West Fenceline) of the WRB Refining LP Wood River Refinery (WRR) (**Figure 1**). For the purposes of presentation in this report only, the combined area is collectively referred to as the "Investigation Area." In addition, some limited investigation has been conducted inside the WRR; this work was conducted in cooperation with ConocoPhillips Company (ConocoPhillips). The Investigation Area includes a portion of a residential area in the Village of Roxana, the Public Works Yard for the Village, and the adjoining portions of the WRR. For the purposes of this report, the term "Village" is used to denote the residential area generally bounded by the alley north of East 1st Street (north), 8th Street (south), Chaffer Street (east) and Route 111 (Central Avenue) (west).

SOPUS has been investigating and delineating soil vapor in the investigation area through the installation, development, and sampling of vapor monitoring ports (VMPs). Vapor monitoring locations (VMP-1 through -16) were installed based on a work plan submitted to the Illinois Environmental Protection Agency (IEPA) on behalf of SOPUS on January 21, 2009. IEPA approved the work plan with conditions on May 12, 2009. The results of the vapor investigation and delineation efforts were presented in the *Dissolved Phase Groundwater Investigation and P-60 Free Phase Product Delineation Report*, dated February 18, 2010 (URS, 2010a). Based on recommendations contained in that report, an additional four vapor monitoring ports were installed, developed, and sampled at three new vapor monitoring locations (VMP-17 through -19) in the Spring/Summer 2010, and the results were documented in the *Addendum to February 2010 Report – Supplemental Investigation Activities*, dated September 20, 2010 (URS, 2010b).

IEPA provided comments to the February 18, 2010 report in a letter to SOPUS dated August 5, 2010. In particular, Comment number 3 required quarterly soil vapor sampling and reporting. In addition, Comment number 2 described the need to further delineate the extent of soil vapors beneath the area. Six VMPs (VMP-20 through VMP-25) were installed and were added to the quarterly sampling program beginning with the 1st Quarter 2011 (1Q11) event. The locations of points in the soil vapor sampling network are presented on **Figure 2**.

IEPA provided further comments in the March 16, 2011 letter to SOPUS approving the *Soil Vapor Extraction (SVE) Pilot Test Workplan*. In particular, Comment number 2 required that quarterly soil vapor sampling continue at the 25 VMP locations and Comment number 9 requested an updated report, including a discussion of the geology, extent of groundwater impact, and impacted soil vapor distribution. This information was included in the 1st Quarter

(1Q11), 2nd Quarter 2011 (2Q11), and 3rd Quarter 2011 (3Q11) (URS, 2011a) reports, and has been updated for this report.

This section summarizes the current understanding of the investigation area geology and hydrogeology

2.1 GEOLOGY

The investigation area is located approximately 1.5 miles east of the Mississippi River within the American Bottoms floodplain. The surface topography is generally flat; however it slopes downward to the west-southwest in the southwestern portion of the Village, with a total drop in elevation of approximately 15 feet across the area.

The ground surface in the Village, where not developed with structures, is primarily grass covered with chip-and-seal alleys and streets. Beneath any man-made fill material, the subsurface conditions generally consist of silty clay underlain by sands to the depths investigated.

The stratigraphy beneath the investigation area consists of the following materials, from the ground surface down:

- Fill - (mainly clay, some gravel and cinders, etc.) Extends from the surface up to approximately six feet below ground surface (bgs).
- Clay/Silt - Primarily silty clay. Where present, the clay generally extends from the base of the fill to approximately 12 feet bgs.
- Sand - Consisting primarily of fine to medium grained (which coarsens with depth) sand with some silt and clay, especially at the shallower depths. The sand begins at the base of the clay (or base of the fill if the clay is not present) and extends to the total depth of the borings.
- Discontinuous lower permeability lenses of clay with some silt and sand are occasionally present. These lenses vary in thickness from 1 inch to a few feet and do not appear to be laterally (or vertically) extensive.

Cross-sections depicting the underlying geology were previously presented in the *Dissolved Phase Groundwater Investigation and P-60 Free Phase Product Delineation Report*, dated February 18, 2010 (URS, 2010a). These cross-sections were developed based on information provided on CPT logs and logged borings. A modified cross-section presenting analytical data is presented later in **Section 4.2** of this report.

2.2 HYDROGEOLOGY

Groundwater in the sands underlying the investigation area is the primary source for large volume water production in the area (e.g., industrial and municipal supply). Prior to

development in the area, the natural movement of groundwater was toward the west (toward the Mississippi River). Since development in the area, groundwater pumping has altered the groundwater flow in the area such that it now flows toward the nearby pumping wells (e.g. WRR, BP, etc.).

The water table is currently encountered at a depth of approximately 25 to 40 feet bgs (approximately elevation 403 to 406); this variation in depth of groundwater from the ground surface is due to a change in surface elevation between the southern portion of the study area and the northern portion. Therefore, there is generally a 15 to 30 foot thick vadose (unsaturated) zone in the sand. The water levels have risen approximately 10 feet along the WRR West Fenceline since 2007. Water level measurements collected during the 4Q11 groundwater gauging event and historical water level measurements collected over the past three years are provided in **Table 1**.

As indicated above, groundwater is hydraulically connected with the Mississippi River; however, given the large distance from the river and nearby high-volume groundwater pumping (e.g., WRR, BP, etc.), water level fluctuations due to river changes in this area are muted.

There are discontinuous low permeability clay lenses above the water table (approximately 20 feet bgs) mixed with silt and sand. This creates isolated perched, water bearing zones. However, due to the discontinuous nature, the perched groundwater lenses are limited in occurrence.

Figure 3 provides a representation of the groundwater potentiometric surface for the 4Q11 (week of October 5, 2011). **Figure 4** provides the groundwater potentiometric surface for the investigation area with respect to the deepest vapor ports. The gauging results indicate that many of these ports were submerged beneath the water table during this event. The results of this gauging as compared to the deepest ports are discussed further in **Section 3.1**.

The 4th Quarter 2011 (4Q11) soil vapor sampling was performed by URS in accordance with applicable URS site-specific Standard Operating Procedures (SOPs), that incorporate previous IEPA comments, conditions, and/or modifications. The 4Q11 vapor sampling event field activities were conducted between November 1 and November 17, 2011.

Health and Safety during the field activities was governed by the *Route 111/Rand Avenue Vicinity Investigation Health and Safety Plan (HASP)*, dated January 2011 (URS, 2011b), and updates as prepared by URS. In addition, for work performed on WRR property, health and safety procedures were supplemented by the *ConocoPhillips Environmental and Geotechnical Work 2011 HASP*, dated May 2011 (URS, 2011c), as prepared by URS. More information on site health and safety procedures is presented in **Section 3.3**.

3.1 VAPOR MONITORING SAMPLING

The investigation area includes three separate areas: a portion of a residential area in the Village of Roxana (Village); the Public Works Yard for the Village; and the adjoining portion of the WRR. The soil vapor sampling network currently consists of 25 VMP locations (see **Figure 2**). Ports are generally at four depths[1] throughout the subsurface at each location. These different sample depths are designated by the top depth of the screened interval in the sample IDs used during this field investigation. The individual ports are labeled and color coded in the field, shallow to deep, using the color scheme of yellow (5 feet bgs), blue (second interval), green (third interval), and red (fourth interval (deepest)). Additional ports that were installed during the supplemental sampling, conducted in 2Q10, are color coded white.

Vapor Monitoring Port Sampling

VMP sampling activities were attempted at each vapor monitoring port. The sampling was performed in accordance with SOP No. 44R – Soil Vapor Purging and Sampling, which was presented in the Soil Vapor Sampling 3Q10 Report.

- Data pertaining to canister ID, start and finish time, initial and final vacuum readings, purge volumes, and leak checks were recorded electronically using a touchpad in a Soil Vapor Sampling – Canister Sampling Data database. Data recorded in the field using portable field analyzers such as a photoionization detector (PID), flame ionization detector (FID), multi-gas meter, landfill gas meter, and a helium gas detector were recorded electronically using a touchpad in a Soil Vapor Sampling – Tedlar Sampling Data database. Field data sheets are included for the canister and bag sampling data in **Appendix A**. Field measurements from this event and previous events are presented on

[1] With the exception of single shallow ports at VMP-17, 18, and 19 and five ports at VMP-3.

Table A-1 in **Appendix A**, following the field sheets.

- Prior to mobilizing for sampling, an initial stainless-steel canister vacuum check was performed. A designated pressure gauge provided by the laboratory was attached to the stainless-steel canister inlet. The stainless-steel canister valve was opened completely. The pressure gauge reading was recorded as "Initial Vacuum Reading" on the stainless-steel canister tag and the field sheet. This ensured that the canister showed a vacuum of approximately 27 to 30 inches of mercury (Hg). If the canister displayed a vacuum of less than 25 inches of Hg, the canister was set aside and returned to the lab without a sample.

  In addition, prior to mobilization, each flow controller was subjected to an isolated vacuum check to ensure that frequently used connectors did not leak. This was conducted by attaching a plug to one end of the controller and a barbed connector to the other. A 15 mL hand pump with a vacuum gauge was then attached to the barb. The hand pump evacuated the air inside the controller until a vacuum of at least 10 inches Hg was achieved. If the vacuum change over five minutes was ≤ 0.5 in. Hg, the controller was considered acceptable for sampling use.

- The following steps were used to collect each sample.
  - Upon arrival at a sampling location, the sampling crew would open the vapor point vault to check integrity of the surface components of each of the individual soil vapor monitoring ports. This included checking that each port was closed with its Swagelok® stainless-steel reducer and plug in place and properly labeled to identify the depth.
  - The sample train was set up as shown in the photo below. A hose barb connector was connected directly to the monitoring port using compression ferrule connections. The sample train was then attached through Tygoprene® tubing. A flow controller, provided by the laboratory, was then connected to the stainless-steel canister inlet. Flow controllers were not reused during the sampling event. Each flow controller is pre-set by the laboratory to collect the sample over a half-hour period. For a 1-Liter stainless-steel canister, one half-hour is a standard collection time (~27 ml/min). Once the sample train was assembled, a vacuum leak check was performed in accordance with SOP 44R.

- An enclosure was then placed over the VMP and assembled sample train as shown in the photo below. The enclosure has openings for:
  - The introduction of tracer gas (i.e., helium);
  - Pressure relief to the atmosphere and access for a tracer gas monitoring device;
  - Tygoprene tubing to connect to the peristaltic pump for Valve #1 (out) and Valve #2 (out and in).

The enclosure has sufficient glove access to open or close all valves within. The enclosure was sealed to the ground at each location with a hydrated bentonite seal.

- Helium gas was introduced into the enclosure until the atmosphere reached a concentration of approximately 50% Helium; the regulator on the helium tank was then manually controlled to maintain that range.
- Three volumes were purged from each monitoring port prior to sampling using a 15 mL hand pump[2]. If the pump gauge held a vacuum, these VMPs were assumed to be saturated with water and no sample was collected (see additional information below

[2] The purge volume was calculated using the following assumptions: vapor port tubing (1/8-in diameter): 2.41 mL/foot (single volume) and sample train assembly (1/4-in diameter): 9.65 mL/foot (single volume).

in the section on "Additional Notes on VMP Sampling"). This was compared against the groundwater measurements from the initial gauging event for confirmation.

- Following purging, a Tedlar bag sample was collected using a peristaltic pump to obtain readings for helium with a Dielectric Technologies MGD-2002 field analyzer. This check was used to verify the vacuum check for the sample train and integrity of the sample port. If the helium readings were $\geq$10% of the concentration of the helium in the enclosure, the Tedlar bag was additionally analyzed using a Landtec landfill gas detector to obtain a direct methane reading. The presence of methane can cause a false positive helium reading on the MGD-2002 field analyzer.
- Once the initial helium leak check was completed, the stainless-steel canister was opened to collect a sample for approximately 30 minutes or until a vacuum gauge reading of 5 inches Hg was observed. The vacuum gauge was always allowed to reach less than 10 inches Hg, but was never allowed to drop below 2 inches of Hg. Once the stainless-steel canister was filled, the valve is closed (isolating it from the sample train) and soil vapor is bypassed to the second Tedlar bag.
- A second Tedlar bag was filled following the completion of the stainless-steel canister sampling. Soil vapor readings were taken from the Tedlar bag for total volatile organics with a Multi-RAE PID and a Thermo Scientific TVA 1000 Vapor Analyzer FID; for hydrogen sulfide (H_2S), carbon monoxide (CO), oxygen (O_2), and lower explosive limit (LEL) with a Multi-RAE gas meter; and for carbon dioxide (CO_2), methane (CH4), lower explosive limit (LEL), and oxygen (O_2) with a Landtec GEM 2000 landfill gas meter. Readings were also obtained and recorded for helium with helium detector. This check was used to verify the sample train integrity at the completion of sampling. If the helium readings were $\geq$10% of the concentration of the helium in the enclosure, a 3rd Tedlar bag was collected as described below (see additional information below in the section on "Additional Notes on VMP Sampling").
- At the completion of sampling, the stainless-steel canister and flow controller were removed and separated from the sample train and final vacuum reading were taken with a separate gauge. The stainless-steel canisters were then kept in a safe location, to minimize temperature change and protect the canister stem prior to shipping.
- At the completion of sampling, the port was closed with its plug to maintain port integrity.

The field sampling sheets for this event are provided in **Appendix A.** Field duplicates were collected to fulfill the QA/QC requirements. Field duplicates were collected by way of an additional T-connection in the sample train and attaching a second stainless-steel canister with a separate flow controller. Both the original and duplicate sample would be started at the same time. The results of the work are discussed in **Section 4.1**.

Additional Notes on VMP Sampling

Saturated VMP Screens – Groundwater gauging data from November 2010 through October 2011 are presented in **Table 1**. **Figure 4** shows the groundwater potentiometric surface for the investigation area with respect to the deepest vapor ports. The gauging results indicate that many of these ports were expected to be submerged beneath the water table during this event. To confirm the submerged screens, purging was attempted at each of the deep ports with the 15 mL hand pump. Nineteen deep ports and one port closer to the surface (VMP-25-9.5) held vacuum or produced water when purging was attempted with the hand pump indicating saturated screens.

VMP-16 could not be accessed at the time of sampling. COP is conducting work to allow access at VMP-16 in the 1Q12 event.

3.2 HEALTH & SAFETY, DECONTAMINATION, AND INVESTIGATION DERIVED WASTE

Health & Safety

The soil vapor sampling was performed in general accordance with the site HASPs. URS field personnel primarily wore U.S. Environmental Protection Agency (USEPA) Level D personal protective equipment (PPE). In addition, work performed within the WRR was completed while wearing flame retardant clothing (FRCs).

A PID with a 10.6 electron volt (eV) probe, combustible gas indicator (CGI), and UltraRAE with benzene specific measuring tubes were used during the field activities to monitor the air quality of the work zone for health and safety purposes. Field instruments were calibrated prior to each day's use in accordance with the manufacturer's specifications. Health and safety related information was primarily recorded in field logbooks. For work conducted on the WRR, ConocoPhillips personnel inspected the work areas and monitored the ambient air, as necessary, prior to the issuance of daily work permits (in areas where ConocoPhillips required).

Prior to beginning site work, and at the start of work each day, a daily safety meeting was held. The purpose of this meeting was to discuss the day's planned activities and to address any potential health and safety concerns. As a part of the daily safety meeting, activity hazard analyses (AHAs) were reviewed to address task specific safety concerns.

Decontamination

Field equipment underwent decontamination procedures to ensure the health and safety of those present, to maintain sample integrity, and to minimize cross contamination between sampling locations.

Non-disposable/reusable sampling equipment (e.g., compression fittings) was decontaminated prior to the collection of each analytical sample by spraying with Alconox or Liquinox and distilled water. For vapor sampling equipment, a 15 mL hand pump was attached to the sampling apparatus and air was pumped into the sampling apparatus to remove any dust particles or moisture from inside the apparatus.

Investigation Derived Waste (IDW)

IDW including PPE and expendable materials (e.g., gloves and tubing) having a low probability of impact were collected in trash bags and disposed with municipal waste.

3.3 SAMPLE HANDLING AND LABORATORY TESTING

Sample Handling

Stainless-steel canisters were labeled with a sample ID, site name, sampler initials, sample date and time, the parameters that were to be analyzed, and pre- and post- vacuum readings. After collection, the samples were logged on a chain of custody (COC) form and packaged in a UN certified box to prevent damage during shipment. The samples were then delivered, under the proper COC documentation, to the laboratory. Due to the potential flammable nature of the vapor in the stainless-steel canisters, the soil vapor samples were shipped as hazardous materials according to applicable International Civil Aviation Organization (ICAO) regulations.

Laboratory Testing

Air Toxics, Ltd of Folsom, California conducted the laboratory testing, under subcontract to URS. The following test methods were utilized during this scope of work:

- VOCs via Modified USEPA TO-15 (including butane and isopentane) for soil vapor, and
- Natural gases (defined for purposes of this report as oxygen, nitrogen, carbon monoxide, methane, carbon dioxide, ethane, and ethene) via Modified ASTM D-1946 + Helium for soil vapor.

URS worked with the laboratory to attain reporting limits for compounds that have screening criteria so that, to the extent possible, they were less than the screening criteria. URS requested that Air Toxics report results between the method detection limit (MDL) and reporting limit

(RL). Although results reported in this range are "J" - flagged as estimated, these data may be beneficial in cases where analytes would otherwise be reported as non-detect at RLs above screening levels. The laboratory provided URS with a list of their "base" RL capability for target analytes. Sample RLs are a product of base RL, pressurization dilution factor, and analytical dilution factor. Thus the sample RL will increase with increases in dilution factor. Results that fell below the RLs but above the MDL were "J"-flagged as estimated concentrations by the laboratory.

3.4 DATA QUALITY REVIEW AND DATA MANAGEMENT

Laboratory data were provided in electronic form. Analytical data were independently reviewed and qualified by URS. One hundred percent of the data were subjected to a data quality review (Level III review). Evaluation of the data followed procedures outlined in the USEPA National Functional Guidelines for Superfund Organic Methods Data Review (USEPA, 2008). Specific criteria reviewed included sample receipt condition and holding times, method blanks, surrogate spike recoveries, laboratory control samples, results reported from dilutions, and field duplicate results. The laboratory assigned data qualifiers on the basis of their quality control or to indicate sample analysis information (e.g., dilutions). Data qualifiers were also added by URS, as appropriate, and are included on the data tables and laboratory result pages. Laboratory data reports along with data reviews (Level III) are included in **Appendix B**.

The results of the data review are discussed in **Section 4.1**.

The screening values used were presented in IEPA's proposed amendments to Tiered Approach to Corrective Action Objectives (TACO) Title 35 – Part 742; Appendix B, Table H: Tier 1 Soil Gas and Groundwater Remediation Objectives for the Indoor Inhalation Exposure Route – Diffusion and Advection for soil vapor dated November 9, 2010 and are shown on **Table 2**. Note, not all TO-15 Method constituents have TACO screening criteria. A discussion of the soil vapor analytical results can be found in **Section 4.2**.

Field data and documentation collected as part of this scope of work became part of the project file. URS maintains the files for the site, and the database management system.

The following documentation was completed and supplements the COC records:

- Field logbooks;
- Field sample collection sheets;
- Safety Documentation.

4.1 DATA QUALITY REVIEW RESULTS

For vapor sampling, a total of 67 investigative and 8 field duplicate samples were collected for analysis of VOCs (TO-15 analytes) and natural gases.

Laboratory method blanks were analyzed to evaluate for the existence and magnitude of any contamination resulting from laboratory activities. Compounds detected in blanks and qualified in samples are specified in the data reviews (**Appendix B**). Due to blank contamination, certain TO-15 VOCs were qualified non-detect (**U**) in 43 samples. With only one exception, analytes qualified non-detect (**U**) due to method blank contamination were those previously qualified as estimated detect (**J**) by the laboratory since the detections were below the reporting limits but above the method detection limits (J-flags) The exception was for the analyte, cumene in sample VMP-24-10-110211. Cumene in sample VMP-24-10-110211 was reported by the laboratory as detected above the reporting limit, and was subsequently qualified by URS as non-detect (**U**) due to blank contamination.

4.2 SOIL VAPOR ANALYTICAL RESULTS

The following TO-15 analytes were detected at concentrations above the reporting limit in soil vapor during this quarterly sampling event:

TO-15 Detections	
Acetone	Heptane
Benzene	Hexane
Bromodichloromethane	Isopentane
Butane	Isopropylbenzene (Cumene)
2-Butanone	4-Methyl-2-pentanone
Carbon disulfide	*Methyl tert Butyl Ether (MTBE)*
Chlorobenzene	2-Propanol
Chloroform	n-Propylbenzne
Cyclohexane	*Tetrahydrofuran*
1,2-Dichloroethane	Toluene
Dichloromethane	*Trichlofluoromethane*
1,4-Dioxane	1,2,4-Trimethylbenzne
Ethanol	1,3,5-Trimethylbenzene
Ethylbenzene	2,2,4-Trimethylpentane
4-Ethyltoluene	m,p-Xylene
	o-Xylene

Italicized analytes were not detected above the reporting limit during the previous quarter. Additionally, several compounds were detected at concentrations estimated below the reporting limit.

Cumulative tabular summaries of the analytical results for the Village and for the Public Works Yard and WRR are presented in **Tables 3** and **4**, respectively**.** Analytical results were compared to the previously mentioned screening values. Sample results from VMP-1 through VMP-9, and VMP-18 through VMP-24 (located near residences in the Village) were compared against the proposed residential screening criteria and samples from VMP-10 through VMP-17, and VMP-25 (located at the Public Works Yard or WRR) were compared against the proposed industrial/commercial screening criteria. A cumulative tabular summary of the natural gas results is presented in **Table 5.** The analytical results for the soil vapor samples collected during this quarterly sampling event can be viewed in **Appendix B.**

Benzene, chloroform, 1,2-dichloroethane, and tetrachloroethene were the only TO-15 analytes that exceeded their respective proposed screening criteria for the 4Q11. Benzene was selected as the key analyte to characterize soil vapor, in the paragraphs below. The other analytes are not directly related to the petroleum refining process.

Village

Benzene concentrations from locations within the Village ranged from an estimated 0.00097 mg/m^3 (VMP-18-8.5) to 89 mg/m^3 (VMP-4-23.5). The results of screening for samples collected in the Village against proposed residential screening criterion indicate that 6 of the sample locations had a port with a benzene concentration above the proposed residential screening criterion (0.37 mg/m^3) during this sampling event. The cumulative results for benzene in soil vapor for samples collected in the Village are depicted in **Figure 5**.

Public Works Yard

Benzene concentrations from locations within the Public Works Yard ranged from an estimated 0.0018 mg/m^3 (VMP-17-5) to 16,000 mg/m^3 (VMP-14-20). Samples from ports in four of the locations exceeded the proposed commercial/industrial screening criterion (2.8 mg/m^3) for benzene during this sampling event. The cumulative results for benzene in soil vapor for samples collected in the Public Works Yard are depicted in **Figure 6**.

WRR

Benzene concentrations from the only location sampled within the WRR were 0.9 mg/m^3 (VMP-12-5) and 2,600 mg/m^3 (VMP-12-25). The results of screening for samples collected in the WRR

exceeded the proposed commercial/industrial screening criterion (2.8 mg/m^3) for benzene in the two of the ports sampled. The cumulative results for benzene in soil vapor for samples collected in the WRR are depicted in **Figure 7**.

Natural Gas Data

A summary of the natural gas results is presented in **Table 5.** Natural gas data indicate that the concentration of methane increases from shallower to deeper sample depths, but oxygen concentrations decrease from shallower to deeper sample depths (methane and oxygen are generally inversely correlated in soil vapor). Higher oxygen levels (>5%) with negligible methane levels indicate an environment capable of supporting aerobic biodegradation.

4.3 CONCEPTUAL SITE MODEL

Vapor Intrusion

The primary concern for shallow soil gas is the potential intrusion through basement and/or building slabs. In May 2011, SOPUS installed and began operating an interim Soil Vapor Extraction (SVE) system, using Internal Combustion Engines (ICE) near 4th and Chaffer Street. The lower concentrations observed in VMP-3 and -4 during the 3Q11 and 4Q11 quarter sampling events are likely related to the effectiveness of this system. In September 2011, SOPUS began installation of a full scale SVE system to address the source of these vapors. The system is expected to become operational in January 2012. **Figure 8** presents a cross-section along Chaffer Street with a vertical distribution of the benzene concentrations superimposed.

At most locations, oxygen is present in the shallow depths and little or no aromatic hydrocarbons (e.g., BTEX) are present. Carbon dioxide (i.e., biogas) levels are relatively high throughout the soil column at many locations which supports that degradation of petroleum hydrocarbons is occurring via aerobic biodegradation. While groundwater elevations are currently higher than in the past, there is up to 30 feet of open vadose zone which allows for biological degradation of constituents in soil vapor as they slowly diffuse upwards.

C Tech Development Corporation's Environmental Visualization System PRO, Version 9.52 (EVS-PRO) was used to model the estimated distribution of benzene in the soil vapor. **Figures 9** through **11** present a horizontal distribution of benzene at 5, 10, and 25 feet bgs, respectively.

Groundwater

The results of investigations to date depict two distinct but commingled groundwater plumes, a dissolved phase benzene plume located primarily beneath the Public Works Yard and a dissolved phase hydrocarbon plume located further north beneath the WRR and extending a short distance west beneath the Village. **Figure 12** presents the estimated distribution, as modeled in EVS-

PRO, of dissolved phase benzene in the groundwater. This information was presented in the *Interim Groundwater Monitoring Program – 4th Quarter 2011* report (January 2012). As indicated in the figure, additional monitoring wells inside the refinery/along the West Fenceline were added to the sampling program in 4Q11. These data present a better understanding of the extent of groundwater impact in the area. This groundwater information was reviewed to assess the potential correlation between groundwater and soil vapor. As shown by comparing **Figures 11** and **12**, the locations of higher soil vapor concentrations generally coincide with areas with higher groundwater impact.

The thickness of free phase product as observed from gauging during the 4Q11 is presented in **Figure 13**.

URS conducted the 4Q11 soil vapor sampling effort on behalf of SOPUS in the Village of Roxana (both the Village and the Public Works Yard) and a limited portion of the WRR. The following conclusions are based on the data collected as part of this work, as integrated with the results from previous work.

- Soil vapor samples were collected from 24 locations and 67 ports during the 4Q11 soil vapor sampling. The locations of higher soil vapor concentrations generally coincide with areas of the higher observed groundwater impact.
- The hydrocarbon vapors diffuse and biodegrade upwards through the soil, so as expected the highest concentrations are at depth and decrease closer to the surface.
- Within the Village, benzene concentrations range from ppb in the shallow samples to hundreds of ppm in deeper samples. The proposed residential screening criterion was exceeded at locations VMP-3, VMP-4, VMP-5, VMP-6, VMP-7, and VMP-21.
- Within both the Public Works Yard and the WRR, benzene concentrations range from ppb in the shallow samples to thousands of ppm in deeper samples. The proposed commercial/industrial screening criterion was exceeded at locations VMP-12 (WRR), VMP-13, VMP-14, VMP-15, and VMP-25.
- Installation of the full-scale SVE system began in September. The primary objective of this system is to mitigate vapors along the West Fenceline of the WRR and in the vicinity of the Roxana Public Works Yard. The system is expected to become operational in January 2012.

Illinois Environmental Protection Agency (IEPA), 2009; (IEPA 2009); *Letter providing approval with comments and modifications of the SOPUS*, 2009B work plan. Issued to Shell Oil Products US (SOPUS), dated May 12, 2009.

Illinois Environmental Protection Agency (IEPA), 2010; (IEPA 2010); *Letter providing approval with comments the SOPUS 2010 Delineation Report*. Issued to Shell Oil Products US (SOPUS), dated August 5, 2010.

Illinois Environmental Protection Agency (IEPA), 2011; (IEPA, 2011); *Response to December 31, 2010 submittal*. Issued to Shell Oil Products US (SOPUS), dated March 16, 2011.

URS Corporation (URS), 2010; (URS, 2010a); *Dissolved Phase Groundwater Investigation and P-60 Free Phase Product Delineation Report - Roxana, Illinois*; Prepared for Shell Oil Products US (SOPUS); dated February 2010.

URS Corporation (URS), 2010; (URS, 2010b); *Addendum to February 2010 Report - Supplemental Investigation Activities - Roxana, Illinois*; Prepared for Shell Oil Products US (SOPUS); dated September 20, 2010.

URS Corporation (URS), 2011; (URS, 2011a); *Soil Vapor Sampling – 3rd Quarter 2011 - Roxana, Illinois*; Prepared for Shell Oil Products US (SOPUS); dated October 2011.

URS Corporation (URS), 2011 (URS, 2011b); *Route 111/Rand Avenue Vicinity Investigation Health and Safety Plan – Roxana, Illinois*; Prepared for Shell Oil Products US (SOPUS); dated January 2011.

URS Corporation (URS), 2011 (URS, 2011c); *ConocoPhillips Environmental and Geotechnical Work 2010 Health and Safety Plan – WRB Refining LLC Wood River Refinery*; Prepared for Shell Oil Products US (SOPUS); dated May 2011.

US Environmental Protection Agency (USEPA), 2008; (USEPA, 2008); *Contract Laboratory Program National Functional Guidelines for Organic Methods Data Review*.

SEE LAST PAGE OF TABLE FOR NOTES

TABLE 1
CUMULATIVE GROUNDWATER GAUGING RESULTS

Well ID/ Quarter	Top of Casing (ft MSL)	Date Gauged	Depth to Product (ft)	Depth to Water (Static)	Water-Product Interface (ft MSL)	Product Elev. (ft MSL)	Product Thickness (ft)	Corrected W.L. Elevation (ft MSL)	Comments
MW-01							Screened Interval Elevation: 399.45 - 384.45		
4Q10	442.86	11/12/2010	NE	36.91	NA	NA	NA	405.95	*
1Q11	442.86	1/13/2011	NE	37.58	NA	NA	NA	405.28	*
2Q11	442.86	4/25/2011	NE	38.38	NA	NA	NA	404.48	*
3Q11	442.86	7/5/2011	NE	35.77	NA	NA	NA	407.09	*
	442.86	9/19/2011	NE	35.15	NA	NA	NA	407.71	*
4Q11	442.86	10/5/2011	NE	35.48	NA	NA	NA	407.38	*
MW-02							Screened Interval Elevation: 396.74 - 381.74		
4Q10	443.93	11/12/2010	NE	38.12	NA	NA	NA	405.81	*
1Q11	443.93	1/13/2011	NE	38.67	NA	NA	NA	405.26	*
2Q11	443.93	4/25/2011	NE	39.61	NA	NA	NA	404.32	*
3Q11	443.93	7/5/2011	NE	37.04	NA	NA	NA	406.89	*
	443.93	9/19/2011	NE	36.36	NA	NA	NA	407.57	*
4Q11	443.93	10/5/2011	NE	36.65	NA	NA	NA	407.28	*
MW-03							Screened Interval Elevation: 399.38 - 384.38		
4Q10	430.36	11/12/2010	NE	24.05	NA	NA	NA	406.31	*
1Q11	430.36	1/13/2011	NE	24.92	NA	NA	NA	405.44	*
2Q11	430.36	4/25/2011	NE	25.42	NA	NA	NA	404.94	*
3Q11	430.36	7/5/2011	NE	22.72	NA	NA	NA	407.64	*
	430.36	9/19/2011	NE	22.40	NA	NA	NA	407.96	*
4Q11	430.36	10/5/2011	NE	22.76	NA	NA	NA	407.60	*
MW-04							Screened Interval Elevation: 398.95 - 383.95		
4Q10	441.58	11/12/2010	NE	35.38	NA	NA	NA	406.20	*
1Q11	441.58	1/13/2011	NE	36.04	NA	NA	NA	405.54	*
2Q11	441.58	4/25/2011	NE	36.74	NA	NA	NA	404.84	*
3Q11	441.58	7/5/2011	NE	34.15	NA	NA	NA	407.43	*
	441.58	9/19/2011	NE	33.65	NA	NA	NA	407.93	*
4Q11	441.58	10/5/2011	NE	33.99	NA	NA	NA	407.59	*
MW-05							Screened Interval Elevation: 398.6 - 383.6		
4Q10	429.73	11/12/2010	NE	23.32	NA	NA	NA	406.41	*
1Q11	429.73	1/13/2011	NE	24.15	NA	NA	NA	405.58	*
2Q11	429.73	4/25/2011	NE	24.65	NA	NA	NA	405.08	*
3Q11	429.73	7/5/2011	NE	22.00	NA	NA	NA	407.73	*
	429.73	9/19/2011	NE	21.72	NA	NA	NA	408.01	*
4Q11	429.73	10/5/2011	NE	22.06	NA	NA	NA	407.67	*
MW-06A							Screened Interval Elevation: 400.44 - 385.44		
4Q10	432.42	11/12/2010	NE	25.62	NA	NA	NA	406.80	*
1Q11	432.42	1/13/2011	NE	26.36	NA	NA	NA	406.06	*
2Q11	432.42	4/25/2011	NE	26.78	NA	NA	NA	405.64	*
3Q11	432.42	7/5/2011	NE	24.21	NA	NA	NA	408.21	*
	432.42	9/19/2011	NE	24.07	NA	NA	NA	408.35	*
4Q11	432.42	10/5/2011	NE	24.44	NA	NA	NA	407.98	*
MW-06B							Screened Interval Elevation: 368.24 - 363.24		
4Q10	432.29	11/12/2010	NE	25.47	NA	NA	NA	406.82	*
1Q11	432.29	1/13/2011	NE	26.21	NA	NA	NA	406.08	*
2Q11	432.29	4/25/2011	NE	26.65	NA	NA	NA	405.64	*
3Q11	432.29	7/5/2011	NE	24.08	NA	NA	NA	408.21	*
4Q11	432.29	10/5/2011	NE	24.28	NA	NA	NA	408.01	*
MW-06C							Screened Interval Elevation: 347.16 - 342.16		
4Q10	432.11	11/12/2010	NE	25.25	NA	NA	NA	406.86	*
1Q11	432.11	1/13/2011	NE	25.97	NA	NA	NA	406.14	*
2Q11	432.11	4/25/2011	NE	26.73	NA	NA	NA	405.38	*
3Q11	432.11	7/5/2011	NE	23.80	NA	NA	NA	408.31	*
4Q11	432.11	10/5/2011	NE	24.03	NA	NA	NA	408.08	*
MW-06D							Screened Interval Elevation: 327.27 - 322.27		
4Q10	431.99	11/12/2010	NE	25.13	NA	NA	NA	406.86	*
1Q11	431.99	1/13/2011	NE	25.87	NA	NA	NA	406.12	*
2Q11	431.99	4/25/2011	NE	26.30	NA	NA	NA	405.69	*
3Q11	431.99	7/5/2011	NE	23.67	NA	NA	NA	408.32	*
4Q11	431.99	10/5/2011	NE	23.95	NA	NA	NA	408.04	*
MW-07							Screened Interval Elevation: 400.18 - 390.18		
4Q10	443.10	11/12/2010	NE	36.93	NA	NA	NA	406.17	*
1Q11	443.10	1/13/2011	NE	37.52	NA	NA	NA	405.58	*
2Q11	443.10	4/25/2011	NE	38.18	NA	NA	NA	404.92	*

SEE LAST PAGE OF TABLE FOR NOTES

TABLE 1
CUMULATIVE GROUNDWATER GAUGING RESULTS

Well ID/ Quarter	Top of Casing (ft MSL)	Date Gauged	Depth to Product (ft)	Depth to Water (Static)	Water-Product Interface (ft MSL)	Product Elev. (ft MSL)	Product Thickness (ft)	Corrected W.L. Elevation (ft MSL)	Comments
3Q11	443.10	7/5/2011	NE	35.65	NA	NA	NA	407.45	*
	443.10	9/19/2011	NE	35.22	NA	NA	NA	407.88	*
4Q11	443.10	10/5/2011	NE	25.52	NA	NA	NA	417.58	*Gauging Result is Suspect
MW-08								Screened Interval Elevation: 400.51 - 390.51	
4Q10	434.11	11/12/2010	NE	27.84	NA	NA	NA	406.27	*
1Q11	434.11	1/13/2011	NE	28.59	NA	NA	NA	405.52	*
2Q11	434.11	4/25/2011	NE	29.15	NA	NA	NA	404.96	*
3Q11	434.11	7/5/2011	NE	26.55	NA	NA	NA	407.56	*
4Q11	434.11	10/5/2011	NE	26.57	NA	NA	NA	407.54	*
MW-09								Screened Interval Elevation: 398.75 - 388.75	
4Q10	445.20	11/12/2010	NE	39.00	NA	NA	NA	406.20	*
1Q11	445.20	1/13/2011	NE	39.62	NA	NA	NA	405.58	*
2Q11	445.20	4/25/2011	NE	NE	NA	NA	NA	NA	
3Q11	445.20	7/5/2011	NE	38.06	NA	NA	NA	407.14	*
	445.20	9/19/2011	NE	37.27	NA	NA	NA	407.93	*
4Q11	445.20	10/5/2011	NE	37.56	NA	NA	NA	407.64	*
MW-10								Screened Interval Elevation: 400.6 - 390.6	
4Q10	445.03	11/12/2010	NE	38.97	NA	NA	NA	406.06	*
1Q11	445.03	1/13/2011	NE	39.40	NA	NA	NA	405.63	*
2Q11	445.03	4/25/2011	NE	40.26	NA	NA	NA	404.77	*
3Q11	445.03	7/5/2011	NE	38.01	NA	NA	NA	407.02	*
	445.03	9/19/2011	NE	37.24	NA	NA	NA	407.79	*
4Q11	445.03	10/5/2011	NE	37.47	NA	NA	NA	407.56	*
MW-11								Screened Interval Elevation: 400.67 - 390.67	
4Q10	442.33	11/12/2010	NE	36.39	NA	NA	NA	405.94	*
1Q11	442.33	1/13/2011	NE	37.15	NA	NA	NA	405.18	*
2Q11	442.33	4/25/2011	NE	38.00	NA	NA	NA	404.33	*
3Q11	442.33	7/5/2011	NE	35.46	NA	NA	NA	406.87	*
	442.33	9/19/2011	NE	34.68	NA	NA	NA	407.65	*
4Q11	442.33	10/5/2011	NE	34.07	NA	NA	NA	408.26	*
MW-12								Screened Interval Elevation: 400.68 - 390.68	
4Q10	442.60	11/12/2010	NE	36.63	NA	NA	NA	405.97	*
1Q11	442.60	1/13/2011	NE	37.42	NA	NA	NA	405.18	*
2Q11	442.60	4/25/2011	NE	38.20	NA	NA	NA	404.40	*
3Q11	442.60	7/5/2011	NE	35.55	NA	NA	NA	407.05	*
	442.60	9/19/2011	NE	34.88	NA	NA	NA	407.72	*
4Q11	442.60	10/5/2011	NE	35.20	NA	NA	NA	407.40	*
MW-13								Screened Interval Elevation: 404.7 - 394.7	
1Q11	430.27	1/13/2011	NE	24.28	NA	NA	NA	405.99	*
2Q11	430.27	4/25/2011	NE	24.47	NA	NA	NA	405.80	*
3Q11	430.27	7/5/2011	NE	21.67	NA	NA	NA	408.60	*
	430.27	9/19/2011	NE	21.88	NA	NA	NA	408.39	*
4Q11	430.27	10/6/2011	NE	21.20	NA	NA	NA	409.07	*
P-01								Screened Interval Elevation: 380.61 - 375.61	
1Q09	442.56	1/1/2009	NE	39.38	NA	NA	NA	403.18	*
2Q09	442.56	4/1/2009	NE	38.89	NA	NA	NA	403.67	*
3Q09	442.56	7/1/2009	NE	35.98	NA	NA	NA	406.58	*
4Q09	442.56	10/1/2009	NE	35.56	NA	NA	NA	407.00	*
1Q10	442.56	1/1/2010	NE	31.87	NA	NA	NA	410.69	*
2Q10	442.56	4/1/2010	NE	30.11	NA	NA	NA	412.45	*
3Q10	442.56	7/1/2010	NE	29.49	NA	NA	NA	413.07	*
4Q10	442.56	10/1/2010	NE	27.86	NA	NA	NA	414.70	*
1Q11	442.56	1/1/2011	NE	28.52	NA	NA	NA	414.04	*
2Q11	442.56	4/1/2011	NE	27.30	NA	NA	NA	415.26	*
3Q11	442.56	9/19/2011	NE	27.75	NA	NA	NA	414.81	*
4Q11	442.56	10/6/2011	NE	28.15	NA	NA	NA	414.41	*
P-4U								Screened Interval Elevation: 361.35 - 359.35	
1Q09	442.50	1/1/2009	NE	41.85	NA	NA	NA	400.65	*
2Q09	442.50	4/1/2009	NE	40.39	NA	NA	NA	402.11	*
3Q09	442.50	7/1/2009	NE	37.71	NA	NA	NA	404.79	*
4Q09	442.50	10/1/2009	NE	37.38	NA	NA	NA	405.12	*
1Q10	442.50	1/1/2010	NE	33.47	NA	NA	NA	409.03	*
2Q10	442.50	4/1/2010	NE	32.06	NA	NA	NA	410.44	*
3Q10	442.50	7/1/2010	NE	31.00	NA	NA	NA	411.50	*

TABLE 1
CUMULATIVE GROUNDWATER GAUGING RESULTS

Well ID/ Quarter	Top of Casing (ft MSL)	Date Gauged	Depth to Product (ft)	Depth to Water (Static)	Water-Product Interface (ft MSL)	Product Elev. (ft MSL)	Product Thickness (ft)	Corrected W.L. Elevation (ft MSL)	Comments
4Q10	442.50	10/1/2010	NE	29.68	NA	NA	NA	412.82	*
1Q11	442.50	1/1/2011	NE	29.81	NA	NA	NA	412.69	*
2Q11	442.50	4/1/2011	NE	29.10	NA	NA	NA	413.40	*
3Q11	442.50	9/19/2011	NE	28.71	NA	NA	NA	413.79	*
4Q11	442.50	10/6/2011	NE	29.17	NA	NA	NA	413.33	*
P-5U							Screened Interval Elevation: 313.52 - 311.52		
1Q09	444.15	1/1/2009	NE	NE	NA	NA	NA	NA	
2Q09	444.15	4/1/2009	NE	NE	NA	NA	NA	NA	
3Q09	444.15	7/1/2009	NE	NE	NA	NA	NA	NA	
4Q09	444.15	10/1/2009	NE	38.44	NA	NA	NA	405.71	*
1Q10	444.15	1/1/2010	NE	34.48	NA	NA	NA	409.67	*
2Q10	444.15	4/1/2010	NE	30.97	NA	NA	NA	413.18	*
3Q10	444.15	7/1/2010	NE	31.95	NA	NA	NA	412.20	*
4Q10	444.15	10/1/2010	NE	30.82	NA	NA	NA	413.33	*
1Q11	444.15	1/1/2011	NE	30.96	NA	NA	NA	413.19	*
2Q11	444.15	4/1/2011	NE	29.91	NA	NA	NA	414.24	*
3Q11	444.15	9/19/2011	NE	29.84	NA	NA	NA	414.31	*
4Q11	444.15	10/6/2011	NE	30.41	NA	NA	NA	413.74	*
P-6U							Screened Interval Elevation: 362.85 - 360.85		
1Q09	443.35	1/1/2009	NE	41.58	NA	NA	NA	401.77	*
2Q09	443.35	4/1/2009	NE	41.14	NA	NA	NA	402.21	*
3Q09	443.35	7/1/2009	NE	38.27	NA	NA	NA	405.08	*
4Q09	443.35	10/1/2009	NE	38.03	NA	NA	NA	405.32	*
1Q10	443.35	1/1/2010	NE	33.94	NA	NA	NA	409.41	*
2Q10	443.35	4/1/2010	NE	32.49	NA	NA	NA	410.86	*
3Q10	443.35	7/1/2010	NE	31.43	NA	NA	NA	411.92	*
4Q10	443.35	10/1/2010	NE	30.33	NA	NA	NA	413.02	*
1Q11	443.35	1/1/2011	NE	30.53	NA	NA	NA	412.82	*
2Q11	443.35	4/1/2011	NE	29.57	NA	NA	NA	413.78	*
3Q11	443.35	9/19/2011	NE	29.26	NA	NA	NA	414.09	*
4Q11	443.35	10/6/2011	NE	29.78	NA	NA	NA	413.57	*
P-7U							Screened Interval Elevation: 382.72 - 380.72		
1Q09	443.80	1/1/2009	NE	41.67	NA	NA	NA	402.13	*
2Q09	443.80	4/1/2009	NE	41.33	NA	NA	NA	402.47	*
3Q09	443.80	7/1/2009	NE	38.29	NA	NA	NA	405.51	*
4Q09	443.80	10/1/2009	NE	38.26	NA	NA	NA	405.54	*
1Q10	443.80	1/1/2010	NE	34.95	NA	NA	NA	408.85	*
2Q10	443.80	4/1/2010	NE	32.49	NA	NA	NA	411.31	*
3Q10	443.80	7/1/2010	NE	31.63	NA	NA	NA	412.17	*
4Q10	443.80	10/1/2010	NE	30.65	NA	NA	NA	413.15	*
1Q11	443.80	1/1/2011	NE	30.70	NA	NA	NA	413.10	*
2Q11	443.80	4/1/2011	NE	29.66	NA	NA	NA	414.14	*
3Q11	443.80	9/19/2011	NE	29.51	NA	NA	NA	414.29	*
4Q11	443.80	10/6/2011	NE	30.02	NA	NA	NA	413.78	*
P-8U							Screened Interval Elevation: 381.77 - 379.77		
1Q09	441.87	1/1/2009	NE	43.79	NA	NA	NA	398.08	*
2Q09	441.87	4/1/2009	NE	43.35	NA	NA	NA	398.52	*
3Q09	441.87	7/1/2009	NE	41.09	NA	NA	NA	400.78	*
4Q09	441.87	10/1/2009	NE	40.56	NA	NA	NA	401.31	*
1Q10	441.87	1/1/2010	NE	NE	NA	NA	NA	NA	
2Q10	441.87	4/1/2010	NE	33.69	NA	NA	NA	408.18	*
3Q10	441.87	7/1/2010	NE	32.28	NA	NA	NA	409.59	*
4Q10	441.87	10/1/2010	NE	31.14	NA	NA	NA	410.73	*
1Q11	443.70	1/1/2011	NE	30.79	NA	NA	NA	411.08	*
2Q11	443.70	4/1/2011	NE	30.50	NA	NA	NA	411.37	*
3Q11	441.87	9/19/2011	NE	29.46	NA	NA	NA	412.41	*
4Q11	441.87	10/6/2011	NE	29.86	NA	NA	NA	412.01	*
P-9U							Screened Interval Elevation: 344.32 - 342.32		
1Q09	444.91	1/1/2009	NE	NE	NA	NA	NA	NA	
2Q09	444.91	4/1/2009	NE	NE	NA	NA	NA	NA	
3Q09	444.91	7/1/2009	NE	NE	NA	NA	NA	NA	
4Q09	444.91	10/1/2009	NE	43.97	NA	NA	NA	400.94	*
1Q10	444.91	1/1/2010	NE	41.13	NA	NA	NA	403.78	*
2Q10	444.91	4/1/2010	NE	39.62	NA	NA	NA	405.29	*

SEE LAST PAGE OF TABLE FOR NOTES

TABLE 1
CUMULATIVE GROUNDWATER GAUGING RESULTS

Well ID/ Quarter	Top of Casing (ft MSL)	Date Gauged	Depth to Product (ft)	Depth to Water (Static)	Water-Product Interface (ft MSL)	Product Elev. (ft MSL)	Product Thickness (ft)	Corrected W.L. Elevation (ft MSL)	Comments
3Q10	444.91	7/1/2010	NE	38.85	NA	NA	NA	406.06	*
4Q10	444.91	10/1/2010	NE	38.71	NA	NA	NA	406.20	*
1Q11	444.91	1/13/2011	NE	36.87	NA	NA	NA	408.04	*
2Q11	444.91	4/1/2011	NE	35.71	NA	NA	NA	409.20	*
3Q11	444.91	9/19/2011	NE	34.52	NA	NA	NA	410.39	*
4Q11	444.91	10/6/2011	NE	34.56	NA	NA	NA	410.35	*
P-11U							Screened Interval Elevation: 343.17 - 341.17		
1Q09	443.09	1/1/2009	NE	NE	NA	NA	NA	NA	
2Q09	443.09	4/1/2009	NE	NE	NA	NA	NA	NA	
3Q09	443.09	7/1/2009	NE	NE	NA	NA	NA	NA	
4Q09	443.09	10/1/2009	NE	40.05	NA	NA	NA	403.04	*
1Q10	443.09	1/1/2010	NE	36.62	NA	NA	NA	406.47	*
2Q10	443.09	4/1/2010	NE	35.20	NA	NA	NA	407.89	*
3Q10	443.09	7/1/2010	NE	33.83	NA	NA	NA	409.26	*
4Q10	443.09	10/1/2010	NE	32.45	NA	NA	NA	410.64	*
1Q11	443.09	1/1/2011	NE	32.21	NA	NA	NA	410.88	*
2Q11	443.09	4/1/2011	NE	31.92	NA	NA	NA	411.17	*
3Q11	443.09	9/19/2011	NE	31.03	NA	NA	NA	412.06	*
4Q11	443.09	10/6/2011	NE	31.12	NA	NA	NA	411.97	*
P-14							Screened Interval Elevation: 395.32 - 385.32		
1Q09	442.65	1/1/2009	NE	39.42	NA	NA	NA	403.23	*
2Q09	442.65	4/1/2009	NE	39.06	NA	NA	NA	403.59	*
3Q09	442.65	7/1/2009	NE	36.13	NA	NA	NA	406.52	*
4Q09	442.65	10/1/2009	NE	35.73	NA	NA	NA	406.92	*
1Q10	442.65	1/1/2010	NE	31.95	NA	NA	NA	410.70	*
2Q10	442.65	4/1/2010	NE	30.20	NA	NA	NA	412.45	*
3Q10	442.65	7/1/2010	NE	29.56	NA	NA	NA	413.09	*
4Q10	442.65	10/1/2010	NE	27.94	NA	NA	NA	414.71	*
1Q11	442.65	1/1/2011	NE	28.57	NA	NA	NA	414.08	*
2Q11	442.65	4/1/2011	NE	27.38	NA	NA	NA	415.27	*
3Q11	442.65	9/19/2011	NE	27.77	NA	NA	NA	414.88	*
4Q11	442.65	10/6/2011	NE	28.20	NA	NA	NA	414.45	*
P-15							Screened Interval Elevation: 397.9 - 387.9		
1Q09	443.35	1/1/2009	NE	41.55	NA	NA	NA	401.80	*
2Q09	443.35	4/1/2009	NE	41.14	NA	NA	NA	402.21	*
3Q09	443.35	7/1/2009	NE	38.46	NA	NA	NA	404.89	*
4Q09	443.35	10/1/2009	NE	38.16	NA	NA	NA	405.19	*
1Q10	443.35	1/1/2010	NE	34.15	NA	NA	NA	409.20	*
2Q10	443.35	4/1/2010	NE	32.80	NA	NA	NA	410.55	*
3Q10	443.35	7/1/2010	NE	31.68	NA	NA	NA	411.67	*
4Q10	443.35	10/1/2010	NE	30.43	NA	NA	NA	412.92	*
1Q11	443.35	1/1/2011	NE	30.55	NA	NA	NA	412.80	*
2Q11	443.35	4/1/2011	NE	29.80	NA	NA	NA	413.55	*
3Q11	443.35	9/19/2011	NE	29.45	NA	NA	NA	413.90	*
4Q11	443.35	10/6/2011	NE	29.93	NA	NA	NA	413.42	*
P-16							Screened Interval Elevation: 396.57 - 386.57		
1Q09	442.31	1/1/2009	NE	40.48	NA	NA	NA	401.83	*
2Q09	442.31	4/1/2009	NE	40.02	NA	NA	NA	402.29	*
3Q09	442.31	7/1/2009	NE	37.16	NA	NA	NA	405.15	*
4Q09	442.31	10/1/2009	NE	36.93	NA	NA	NA	405.38	*
1Q10	442.31	1/1/2010	NE	32.86	NA	NA	NA	409.45	*
2Q10	442.31	4/1/2010	NE	31.43	NA	NA	NA	410.88	*
3Q10	442.31	7/1/2010	NE	30.32	NA	NA	NA	411.99	*
4Q10	442.31	10/1/2010	NE	29.21	NA	NA	NA	413.10	*
1Q11	442.31	1/1/2011	NE	29.40	NA	NA	NA	412.91	*
2Q11	442.31	4/1/2011	NE	28.54	NA	NA	NA	413.77	*
3Q11	442.31	9/19/2011	NE	28.26	NA	NA	NA	414.05	*
4Q11	442.31	10/6/2011	NE	28.77	NA	NA	NA	413.54	*
P-43							Screened Interval Elevation: 380.51 - 370.51		
1Q09	444.07	1/1/2009	NE	43.96	NA	NA	NA	400.11	*
2Q09	444.07	4/1/2009	NE	43.80	NA	NA	NA	400.27	*
3Q09	444.07	7/1/2009	NE	41.58	NA	NA	NA	402.49	*
4Q09	444.07	10/1/2009	NE	40.91	NA	NA	NA	403.16	*
1Q10	444.07	1/1/2010	NE	37.44	NA	NA	NA	406.63	*

SEE LAST PAGE OF TABLE FOR NOTES

TABLE 1
CUMULATIVE GROUNDWATER GAUGING RESULTS

Well ID/ Quarter	Top of Casing (ft MSL)	Date Gauged	Depth to Product (ft)	Depth to Water (Static)	Water-Product Interface (ft MSL)	Product Elev. (ft MSL)	Product Thickness (ft)	Corrected W.L. Elevation (ft MSL)	Comments
2Q10	444.07	4/1/2010	NE	36.02	NA	NA	NA	408.05	*
3Q10	444.07	7/1/2010	NE	34.68	NA	NA	NA	409.39	*
4Q10	444.07	10/1/2010	NE	33.29	NA	NA	NA	410.78	*
1Q11	444.07	1/1/2011	NE	33.09	NA	NA	NA	410.98	*
2Q11	444.07	4/1/2011	NE	32.75	NA	NA	NA	411.32	*
3Q11	444.07	9/19/2011	NE	31.87	NA	NA	NA	412.20	*
4Q11	444.07	10/6/2011	NE	32.18	NA	NA	NA	411.89	*
P-53							Screened Interval Elevation: 407.73 - 382.73		
1Q09	446.23	1/1/2009	NE	47.54	NA	NA	NA	398.69	
2Q09	446.23	4/1/2009	NE	47.25	NA	NA	NA	398.98	
3Q09	446.23	7/1/2009	NE	43.96	NA	NA	NA	402.27	
4Q09	446.23	10/1/2009	NE	45.52	NA	NA	NA	400.71	
1Q10	446.23	1/1/2010	NE	43.35	NA	NA	NA	402.88	
2Q10	446.23	4/1/2010	NE	42.17	NA	NA	NA	404.06	
3Q10	446.23	7/1/2010	NE	40.83	NA	NA	NA	405.40	
4Q10	446.23	10/1/2010	NE	39.33	NA	NA	NA	406.90	
1Q11	446.23	1/13/2011	NE	39.46	NA	NA	NA	406.77	
2Q11	446.23	4/1/2011	NE	39.99	NA	NA	NA	406.24	
3Q11	446.23	9/19/2011	NE	37.39	NA	NA	NA	408.84	*
4Q11	446.23	10/5/2011	NE	37.58	NA	NA	NA	408.65	*
P-54							Screened Interval Elevation: 404.18 - 379.18		
1Q09	442.18	1/1/2009	NE	44.54	NA	NA	NA	397.64	
2Q09	442.18	4/1/2009	NE	43.54	NA	NA	NA	398.64	
3Q09	442.18	7/1/2009	NE	42.01	NA	NA	NA	400.17	
4Q09	442.18	10/1/2009	NE	41.89	NA	NA	NA	400.29	
1Q10	442.18	1/1/2010	NE	39.88	NA	NA	NA	402.30	
2Q10	442.18	4/1/2010	NE	38.53	NA	NA	NA	403.65	
3Q10	442.18	7/1/2010	NE	37.33	NA	NA	NA	404.85	*
4Q10	442.18	11/12/2010	NE	36.43	NA	NA	NA	405.75	*
1Q11	442.18	1/13/2011	NE	37.24	NA	NA	NA	404.94	*
2Q11	442.18	4/25/2011	NE	38.00	NA	NA	NA	404.18	
3Q11	442.18	7/5/2011	NE	35.38	NA	NA	NA	406.80	*
	442.18	9/19/2011	NE	34.78	NA	NA	NA	407.40	*
4Q11	442.18	10/5/2011	NE	35.01	NA	NA	NA	407.17	*
P-55							Screened Interval Elevation: 406.13 - 381.13		
1Q09	445.95	1/1/2009	NE	48.65	NA	NA	NA	397.30	
2Q09	445.95	4/1/2009	48.07	48.09	397.86	397.88	0.02	397.88	
3Q09	445.95	7/1/2009	NE	46.51	NA	NA	NA	399.44	
4Q09	445.95	10/1/2009	NE	46.02	NA	NA	NA	399.93	
1Q10	445.95	1/1/2010	NE	44.14	NA	NA	NA	401.81	
2Q10	445.95	4/1/2010	NE	42.69	NA	NA	NA	403.26	
3Q10	445.95	7/1/2010	NE	41.81	NA	NA	NA	404.14	
4Q10	445.95	11/12/2010	NE	40.50	NA	NA	NA	405.45	
1Q11	445.95	1/13/2011	NE	40.56	NA	NA	NA	405.39	
2Q11	445.95	4/25/2011	41.52	41.54	404.41	404.43	0.02	404.43	
3Q11	445.95	7/5/2011	39.41	39.42	406.53	406.54	0.01	406.54	*
	445.95	9/19/2011	NE	38.57	NA	NA	NA	407.38	*
4Q11	445.95	10/6/2011	NE	38.61	NA	NA	NA	407.34	*
P-56							Screened Interval Elevation: 405.2 - 380.2		
1Q09	446.02	1/1/2009	NE	48.56	NA	NA	NA	397.46	
2Q09	446.02	4/1/2009	NE	47.90	NA	NA	NA	398.12	
3Q09	446.02	7/1/2009	NE	46.26	NA	NA	NA	399.76	
4Q09	446.02	10/1/2009	NE	45.79	NA	NA	NA	400.23	
1Q10	446.02	1/1/2010	NE	43.99	NA	NA	NA	402.03	
2Q10	446.02	4/1/2010	NE	42.71	NA	NA	NA	403.31	
3Q10	446.02	7/1/2010	NE	41.99	NA	NA	NA	404.03	
4Q10	446.02	11/11/2010	NE	40.94	NA	NA	NA	405.08	
1Q11	446.02	1/13/2011	NE	41.03	NA	NA	NA	404.99	
2Q11	446.02	4/25/2011	NE	42.16	NA	NA	NA	403.86	
3Q11	446.02	7/5/2011	NE	39.63	NA	NA	NA	406.39	*
	446.02	9/19/2011	NE	38.88	NA	NA	NA	407.14	*
4Q11	446.02	10/6/2011	NE	39.10	NA	NA	NA	406.92	*

SEE LAST PAGE OF TABLE FOR NOTES

TABLE 1
CUMULATIVE GROUNDWATER GAUGING RESULTS

Well ID/ Quarter	Top of Casing (ft MSL)	Date Gauged	Depth to Product (ft)	Depth to Water (Static)	Water-Product Interface (ft MSL)	Product Elev. (ft MSL)	Product Thickness (ft)	Corrected W.L. Elevation (ft MSL)	Comments
P-57							Screened Interval Elevation: -		
1Q09	446.53	1/1/2009	NE	48.68	NA	NA	NA	397.85	
2Q09	446.53	4/1/2009	NE	47.91	NA	NA	NA	398.62	
3Q09	446.53	7/1/2009	NE	46.35	NA	NA	NA	400.18	
4Q09	446.53	10/1/2009	NE	46.01	NA	NA	NA	400.52	
1Q10	446.53	1/1/2010	NE	44.02	NA	NA	NA	402.51	
2Q10	446.53	4/1/2010	NE	42.73	NA	NA	NA	403.80	
3Q10	446.53	7/1/2010	NE	41.60	NA	NA	NA	404.93	
4Q10	446.53	11/12/2010	NE	40.64	NA	NA	NA	405.89	
1Q11	446.53	1/13/2011	NE	41.04	NA	NA	NA	405.49	
2Q11	446.53	4/25/2011	NE	41.88	NA	NA	NA	404.65	
3Q11	446.53	7/5/2011	NE	39.48	NA	NA	NA	407.05	
	446.53	9/19/2011	NE	39.92	NA	NA	NA	406.61	
4Q11	446.53	10/6/2011	NE	39.20	NA	NA	NA	407.33	
P-58							Screened Interval Elevation: 404.702 - 379.702		
1Q09	444.92	1/1/2009	NE	46.63	NA	NA	NA	398.29	
2Q09	444.92	4/1/2009	45.86	45.88	399.04	399.06	0.02	399.05	
3Q09	444.92	7/1/2009	44.63	44.66	400.26	400.29	0.03	400.28	
4Q09	444.92	10/1/2009	NE	44.06	NA	NA	NA	400.86	
1Q10	444.92	1/1/2010	NE	42.00	NA	NA	NA	402.92	
2Q10	444.92	4/1/2010	NE	40.76	NA	NA	NA	404.16	
3Q10	444.92	7/1/2010	39.42	39.46	405.46	405.50	0.04	405.49	*
4Q10	444.92	11/12/2010	NE	38.51	NA	NA	NA	406.41	*
1Q11	444.92	1/13/2011	NE	39.10	NA	NA	NA	405.82	*
2Q11	444.92	4/25/2011	NE	39.78	NA	NA	NA	405.14	*
3Q11	444.92	7/5/2011	NE	37.42	NA	NA	NA	407.50	*
	444.92	9/19/2011	NE	37.02	NA	NA	NA	407.90	*
4Q11	444.92	10/6/2011	NE	37.31	NA	NA	NA	407.61	*
P-59							Screened Interval Elevation: 398.871 - 373.871		
1Q09	446.78	1/1/2009	NE	49.50	NA	NA	NA	397.28	
2Q09	446.78	4/1/2009	NE	48.61	NA	NA	NA	398.17	
3Q09	446.78	7/1/2009	NE	47.14	NA	NA	NA	399.64	*
4Q09	446.78	10/1/2009	NE	46.67	NA	NA	NA	400.11	*
1Q10	446.78	1/1/2010	NE	44.91	NA	NA	NA	401.87	*
2Q10	446.78	4/1/2010	NE	43.59	NA	NA	NA	403.19	*
3Q10	446.78	7/1/2010	43.21	43.23	403.55	403.57	0.02	403.57	*
4Q10	446.78	11/12/2010	NE	42.13	NA	NA	NA	404.65	*
1Q11	446.78	1/13/2011	NE	42.16	NA	NA	NA	404.62	*
2Q11	446.78	4/25/2011	43.25	43.26	403.52	403.53	0.01	403.53	*
3Q11	446.78	7/5/2011	NE	41.44	NA	NA	NA	405.34	*
	446.78	9/19/2011	NE	40.56	NA	NA	NA	406.22	*
4Q11	446.78	10/6/2011	NE	40.77	NA	NA	NA	406.01	*
P-60							Screened Interval Elevation: 403.123 - 383.123		
1Q09	446.57	1/1/2009	47.80	54.34	392.23	398.77	6.54	397.47	
2Q09	446.57	4/1/2009	48.26	51.47	395.10	398.31	3.21	397.67	
3Q09	446.57	7/1/2009	46.89	48.02	398.55	399.68	1.13	399.46	
4Q09	446.57	10/1/2009	46.48	47.35	399.22	400.09	0.87	399.92	
1Q10	446.57	1/1/2010	44.83	45.08	401.49	401.74	0.25	401.69	
2Q10	446.57	4/1/2010	43.45	43.73	402.84	403.12	0.28	403.07	
3Q10	446.57	7/1/2010	42.61	43.18	403.39	403.96	0.57	403.85	*
4Q10	446.57	11/11/2010	41.40	41.44	405.13	405.17	0.04	405.16	*
1Q11	446.57	1/14/2011	41.68	41.72	404.85	404.89	0.04	404.88	*
2Q11	446.57	4/25/2011	42.72	43.18	403.39	403.85	0.46	403.76	*

SEE LAST PAGE OF TABLE FOR NOTES

TABLE 1
CUMULATIVE GROUNDWATER GAUGING RESULTS

Well ID/ Quarter	Top of Casing (ft MSL)	Date Gauged	Depth to Product (ft)	Depth to Water (Static)	Water-Product Interface (ft MSL)	Product Elev. (ft MSL)	Product Thickness (ft)	Corrected W.L. Elevation (ft MSL)	Comments
3Q11	446.57	7/5/2011	40.41	40.77	405.80	406.16	0.36	406.09	*
	446.57	9/19/2011	39.54	39.89	406.68	407.03	0.35	406.96	*
4Q11	446.57	10/6/2011	39.72	40.06	406.51	406.85	0.34	406.79	*
P-60-11							Screened Interval Elevation: 413.03 - 383.03		
4Q10	443.39	11/11/2010	NE	40.91	NA	NA	NA	405.27	
1Q11	443.39	1/14/2011	NE	41.14	NA	NA	NA	405.04	
2Q11	443.39	4/25/2011	NE	42.22	NA	NA	NA	403.96	
3Q11	446.18	7/5/2011	NE	39.97	NA	NA	NA	406.21	
	446.18	9/19/2011	NE	39.07	NA	NA	NA	407.11	
4Q11	446.18	10/6/2011	NE	39.25	NA	NA	NA	406.93	
P-60-12							Screened Interval Elevation: 383.31 - 373.31		
4Q10	443.31	11/11/2010	NE	38.19	NA	NA	NA	405.12	*
1Q11	443.31	1/14/2011	NE	38.51	NA	NA	NA	404.80	*
2Q11	443.31	4/25/2011	NE	39.63	NA	NA	NA	403.68	*
3Q11	443.31	7/5/2011	NE	37.27	NA	NA	NA	406.04	*
	443.31	9/19/2011	NE	36.41	NA	NA	NA	406.90	*
4Q11	443.31	10/6/2011	NE	36.53	NA	NA	NA	406.78	*
P-60-12S							Screened Interval Elevation: 429.49 - 419.49		
4Q10	443.33	11/11/2010	NE	23.36	NA	NA	NA	419.97	
1Q11	443.33	1/14/2011	NE	NE	NA	NA	NA	NA	
2Q11	443.33	4/25/2011	NE	21.84	NA	NA	NA	421.49	
3Q11	443.33	7/5/2011	21.10	21.11	422.22	422.23	0.01	422.23	
4Q11	443.33	10/6/2011	NE	23.36	NA	NA	NA	419.97	
P-60-13							Screened Interval Elevation: 402.43 - 382.43		
4Q10	442.43	11/11/2010	37.50	37.87	404.56	404.93	0.37	404.86	*
1Q11	442.43	1/14/2011	37.73	37.74	404.69	404.70	0.01	404.70	*
2Q11	442.43	4/25/2011	38.80	39.10	403.33	403.63	0.30	403.57	*
3Q11	442.43	7/5/2011	36.85	36.99	405.44	405.58	0.14	405.55	*
	442.43	9/19/2011	NE	35.72	NA	NA	NA	406.71	*
4Q11	442.43	10/6/2011	NE	35.86	NA	NA	NA	406.57	*
P-60-13S							Screened Interval Elevation: 432.39 - 422.39		
4Q10	442.39	11/11/2010	NE	13.36	NA	NA	NA	429.03	
1Q11	442.39	1/14/2011	NE	NE	NA	NA	NA	NA	
2Q11	442.39	4/25/2011	NE	17.45	NA	NA	NA	424.94	
3Q11	442.39	7/5/2011	NE	17.08	NA	NA	NA	425.31	
4Q11	442.39	10/6/2011	NE	18.44	NA	NA	NA	423.95	
P-61							Screened Interval Elevation: 398.592 - 373.592		
1Q09	444.27	1/1/2009	47.35	48.01	396.26	396.92	0.66	396.78	
2Q09	444.27	4/1/2009	46.43	46.64	397.63	397.84	0.21	397.80	
3Q09	444.27	7/1/2009	45.06	45.29	398.98	399.21	0.23	399.16	*
4Q09	444.27	10/1/2009	44.44	44.62	399.65	399.83	0.18	399.79	*
1Q10	444.27	1/1/2010	43.33	43.53	400.74	400.94	0.20	400.90	*
2Q10	444.27	4/1/2010	41.97	42.09	402.18	402.30	0.12	402.27	*
3Q10	444.27	7/1/2010	41.04	41.18	403.09	403.23	0.14	403.20	*
4Q10	444.27	11/11/2010	39.91	40.03	404.24	404.36	0.12	404.33	*
1Q11	444.27	1/13/2011	38.81	38.94	405.33	405.46	0.13	405.43	*
2Q11	444.27	4/25/2011	NE	40.93	NA	NA	NA	403.34	*
3Q11	444.27	7/5/2011	37.58	37.59	406.68	406.69	0.01	406.69	*
	444.27	9/19/2011	NE	37.36	NA	NA	NA	406.91	*
4Q11	444.27	10/6/2011	NE	37.63	NA	NA	NA	406.64	*
P-62							Screened Interval Elevation: 400.85 - 375.85		
1Q09	442.32	1/1/2009	45.46	46.95	395.37	396.86	1.49	396.57	
2Q09	442.32	4/1/2009	44.79	46.22	396.10	397.53	1.43	397.25	
3Q09	442.32	7/1/2009	43.45	44.90	397.42	398.87	1.45	398.58	
4Q09	442.32	10/1/2009	42.68	44.16	398.16	399.64	1.48	399.35	
1Q10	442.32	1/1/2010	41.02	42.62	399.70	401.30	1.60	400.98	*
2Q10	442.32	4/1/2010	39.56	40.90	401.42	402.76	1.34	402.50	*
3Q10	442.32	7/1/2010	38.51	39.96	402.36	403.81	1.45	403.52	*
4Q10	442.32	11/11/2010	37.14	38.57	403.75	405.18	1.43	404.90	*
1Q11	442.32	1/13/2011	36.39	37.81	404.51	405.93	1.42	405.65	*
2Q11	442.32	4/25/2011	NE	38.18	NA	NA	NA	404.14	*
3Q11	442.32	7/5/2011	35.62	35.63	406.69	406.70	0.01	406.70	*
	442.32	9/19/2011	35.39	35.41	406.91	406.93	0.02	406.93	*
4Q11	442.32	10/6/2011	NE	35.64	NA	NA	NA	406.68	*

SEE LAST PAGE OF TABLE FOR NOTES

TABLE 1
CUMULATIVE GROUNDWATER GAUGING RESULTS

Well ID/ Quarter	Top of Casing (ft MSL)	Date Gauged	Depth to Product (ft)	Depth to Water (Static)	Water-Product Interface (ft MSL)	Product Elev. (ft MSL)	Product Thickness (ft)	Corrected W.L. Elevation (ft MSL)	Comments
P-63							Screened Interval Elevation: 398.46 - 373.46		
1Q09	445.75	1/1/2009	49.85	50.15	395.60	395.90	0.30	395.84	
2Q09	445.75	4/1/2009	49.44	49.69	396.06	396.31	0.25	396.26	
3Q09	445.75	7/1/2009	48.30	48.31	397.44	397.45	0.01	397.45	
4Q09	445.75	10/1/2009	47.14	47.28	398.47	398.61	0.14	398.58	*
1Q10	445.75	1/1/2010	45.08	45.26	400.49	400.67	0.18	400.63	*
2Q10	445.75	4/1/2010	43.53	43.72	402.03	402.22	0.19	402.18	*
3Q10	445.75	7/1/2010	42.32	42.52	403.23	403.43	0.20	403.39	*
4Q10	445.75	10/1/2010	40.58	40.79	404.96	405.17	0.21	405.13	*
1Q11	445.75	1/13/2011	39.48	39.68	406.07	406.27	0.20	406.23	*
2Q11	445.75	4/1/2011	NE	41.11	NA	NA	NA	404.64	*
3Q11	445.75	9/19/2011	NE	39.12	NA	NA	NA	406.63	*
4Q11	445.75	10/6/2011	NE	39.20	NA	NA	NA	406.55	*
P-64							Screened Interval Elevation: 399.29 - 374.29		
1Q09	446.52	1/1/2009	50.95	52.32	394.20	395.57	1.37	395.30	
2Q09	446.52	4/1/2009	50.65	51.76	394.76	395.87	1.11	395.65	
3Q09	446.52	7/1/2009	49.71	50.13	396.39	396.81	0.42	396.73	
4Q09	446.52	10/1/2009	NE	48.52	NA	NA	NA	398.00	
1Q10	446.52	1/1/2010	46.32	46.37	400.15	400.20	0.05	400.19	*
2Q10	446.52	4/1/2010	44.61	44.70	401.82	401.91	0.09	401.89	*
3Q10	446.52	7/1/2010	43.46	43.61	402.91	403.06	0.15	403.03	*
4Q10	446.52	10/1/2010	41.45	41.56	404.96	405.07	0.11	405.05	*
1Q11	446.52	1/13/2011	40.14	40.46	406.06	406.38	0.32	406.32	*
2Q11	446.52	4/1/2011	41.77	41.86	404.66	404.75	0.09	404.73	*
3Q11	446.52	7/5/2011	39.25	39.42	407.10	407.27	0.17	407.24	*
	446.52	9/19/2011	40.10	41.10	405.42	406.42	1.00	406.22	*
4Q11	446.52	10/6/2011	40.35	40.53	405.99	406.17	0.18	406.13	*
P-65							Screened Interval Elevation: 396.913 - 371.913		
1Q09	444.53	1/1/2009	NE	47.88	NA	NA	NA	396.65	
2Q09	444.53	4/1/2009	NE	47.35	NA	NA	NA	397.18	*
3Q09	444.53	7/1/2009	NE	46.29	NA	NA	NA	398.24	*
4Q09	444.53	10/1/2009	NE	45.05	NA	NA	NA	399.48	*
1Q10	444.53	1/1/2010	NE	34.11	NA	NA	NA	410.42	*
2Q10	444.53	4/1/2010	41.33	41.34	403.19	403.20	0.01	403.20	*
3Q10	444.53	7/1/2010	44.34	44.35	400.18	400.19	0.01	400.19	*
4Q10	444.53	10/1/2010	38.61	38.63	405.90	405.92	0.02	405.92	*
1Q11	444.53	1/13/2011	37.73	37.74	406.79	406.80	0.01	406.80	*
2Q11	444.53	4/1/2011	NE	39.20	NA	NA	NA	405.33	*
3Q11	444.53	9/19/2011	NE	37.54	NA	NA	NA	406.99	*
4Q11	444.53	10/6/2011	NE	37.67	NA	NA	NA	406.86	*
P-66							Screened Interval Elevation: 401.981 - 376.981		
1Q09	436.70	1/1/2009	NE	38.43	NA	NA	NA	398.27	
2Q09	436.70	4/1/2009	37.42	37.43	399.27	399.28	0.01	399.28	
3Q09	436.70	7/1/2009	NE	35.91	NA	NA	NA	400.79	
4Q09	436.70	10/1/2009	NE	35.62	NA	NA	NA	401.08	
1Q10	436.70	1/1/2010	NE	33.49	NA	NA	NA	403.21	*
2Q10	436.70	4/1/2010	NE	32.30	NA	NA	NA	404.40	*
3Q10	436.70	7/1/2010	30.81	30.83	405.87	405.89	0.02	405.89	*
4Q10	436.70	11/12/2010	NE	30.02	NA	NA	NA	406.68	*
1Q11	436.70	1/13/2011	NE	30.70	NA	NA	NA	406.00	*
2Q11	436.70	4/25/2011	NE	31.26	NA	NA	NA	405.44	*
3Q11	436.70	7/5/2011	NE	28.87	NA	NA	NA	407.83	*
	436.70	9/19/2011	NE	28.64	NA	NA	NA	408.06	*
4Q11	436.70	10/5/2011	NE	28.92	NA	NA	NA	407.78	*
P-67							Screened Interval Elevation: 402.155 - 377.155		
1Q09	444.13	1/1/2009	44.61	44.62	399.51	399.52	0.01	399.52	
2Q09	444.13	4/1/2009	44.03	44.04	400.09	400.10	0.01	400.10	
3Q09	444.13	7/1/2009	NE	42.59	NA	NA	NA	401.54	
4Q09	444.13	10/1/2009	42.15	42.17	401.96	401.98	0.02	401.98	
1Q10	444.13	1/1/2010	39.96	39.98	404.15	404.17	0.02	404.17	*
2Q10	444.13	4/1/2010	38.78	38.80	405.33	405.35	0.02	405.35	*
3Q10	444.13	7/1/2010	37.27	37.46	406.67	406.86	0.19	406.82	*
4Q10	444.13	10/1/2010	36.27	36.31	407.82	407.86	0.04	407.85	*
1Q11	444.13	1/13/2011	36.75	36.78	407.35	407.38	0.03	407.37	*

TABLE 1
CUMULATIVE GROUNDWATER GAUGING RESULTS

Well ID/ Quarter	Top of Casing (ft MSL)	Date Gauged	Depth to Product (ft)	Depth to Water (Static)	Water-Product Interface (ft MSL)	Product Elev. (ft MSL)	Product Thickness (ft)	Corrected W.L. Elevation (ft MSL)	Comments
2Q11	444.13	4/1/2011	NE	37.24	NA	NA	NA	406.89	*
3Q11	444.13	9/19/2011	NE	35.16	NA	NA	NA	408.97	*
4Q11	444.13	10/5/2011	NE	35.38	NA	NA	NA	408.75	*
P-68							Screened Interval Elevation: 399.813 - 374.813		
1Q09	445.07	1/1/2009	47.50	49.61	395.46	397.57	2.11	397.15	
2Q09	445.07	4/1/2009	46.53	49.08	395.99	398.54	2.55	398.03	
3Q09	445.07	7/1/2009	45.75	48.46	396.61	399.32	2.71	398.78	
4Q09	445.07	10/1/2009	44.10	47.76	397.31	400.97	3.66	400.24	*
1Q10	445.07	1/1/2010	42.44	46.62	398.45	402.63	4.18	401.80	*
2Q10	445.07	4/1/2010	40.94	48.15	396.92	404.13	7.21	402.69	*
3Q10	445.07	7/1/2010	40.50	44.65	400.42	404.57	4.15	403.74	*
4Q10	445.07	11/12/2010	39.32	43.42	401.65	405.75	4.10	404.93	*
1Q11	445.07	1/13/2011	39.15	43.18	401.89	405.92	4.03	405.12	*
2Q11	445.07	4/25/2011	41.42	41.51	403.56	403.65	0.09	403.63	*
3Q11	445.07	7/5/2011	39.06	39.13	405.94	406.01	0.07	406.00	*
	445.07	9/19/2011	39.01	39.03	406.04	406.06	0.02	406.06	*
4Q11	445.07	10/6/2011	38.53	38.58	406.49	406.54	0.05	406.53	*
P-69							Screened Interval Elevation: 402.363 - 377.363		
1Q09	443.18	1/1/2009	NE	46.24	NA	NA	NA	396.94	
2Q09	443.18	4/1/2009	45.43	45.48	397.70	397.75	0.05	397.74	
3Q09	443.18	7/1/2009	43.98	44.00	399.18	399.20	0.02	399.20	
4Q09	443.18	10/1/2009	43.41	43.45	399.73	399.77	0.04	399.77	
1Q10	443.18	1/1/2010	41.87	41.92	401.26	401.31	0.05	401.30	
2Q10	443.18	4/1/2010	40.39	40.42	402.76	402.79	0.03	402.79	*
3Q10	443.18	7/1/2010	NE	40.14	NA	NA	NA	403.04	*
4Q10	443.18	11/11/2010	38.99	39.02	404.16	404.19	0.03	404.19	*
1Q11	443.18	1/13/2011	38.62	38.63	404.55	404.56	0.01	404.56	*
2Q11	443.18	4/25/2011	NE	39.98	NA	NA	NA	403.20	*
3Q11	443.18	7/5/2011	NE	37.41	NA	NA	NA	405.77	*
	443.18	9/19/2011	NE	36.62	NA	NA	NA	406.56	*
4Q11	443.18	10/6/2011	NE	36.77	NA	NA	NA	406.41	*
P-70							Screened Interval Elevation: 398.157 - 373.157		
1Q09	442.83	1/1/2009	45.93	46.87	395.96	396.90	0.94	396.71	
2Q09	442.83	4/1/2009	45.10	45.75	397.08	397.73	0.65	397.60	
3Q09	442.83	7/1/2009	43.71	44.35	398.48	399.12	0.64	398.99	*
4Q09	442.83	10/1/2009	43.09	43.69	399.14	399.74	0.60	399.62	*
1Q10	442.83	1/1/2010	41.65	41.84	400.99	401.18	0.19	401.14	*
2Q10	442.83	4/1/2010	40.21	40.67	402.16	402.62	0.46	402.53	*
3Q10	442.83	7/1/2010	39.42	39.86	402.97	403.41	0.44	403.32	*
4Q10	442.83	11/11/2010	38.20	38.69	404.14	404.63	0.49	404.53	*
1Q11	442.83	1/13/2011	37.48	37.90	404.93	405.35	0.42	405.27	*
2Q11	442.83	4/25/2011	39.20	39.22	403.61	403.63	0.02	403.62	*
3Q11	442.83	7/5/2011	36.42	36.43	406.40	406.41	0.01	406.41	*
	442.83	9/19/2011	NE	35.98	NA	NA	NA	406.85	*
4Q11	442.83	10/6/2011	NE	36.25	NA	NA	NA	406.58	*
P-71							Screened Interval Elevation: 402.219 - 377.219		
1Q09	444.83	1/1/2009	47.31	47.39	397.44	397.52	0.08	397.50	
2Q09	444.83	4/1/2009	NE	46.58	NA	NA	NA	398.25	
3Q09	444.83	7/1/2009	NE	45.24	NA	NA	NA	399.59	
4Q09	444.83	10/1/2009	NE	44.52	NA	NA	NA	400.31	
1Q10	444.83	1/1/2010	NE	42.64	NA	NA	NA	402.19	
2Q10	444.83	4/1/2010	NE	41.31	NA	NA	NA	403.52	*
3Q10	444.83	7/1/2010	NE	40.20	NA	NA	NA	404.63	*
4Q10	444.83	11/11/2010	NE	38.92	NA	NA	NA	405.91	*
1Q11	444.83	1/13/2011	NE	38.32	NA	NA	NA	406.51	*
2Q11	444.83	4/25/2011	NE	39.52	NA	NA	NA	405.31	*
3Q11	444.83	7/5/2011	NE	37.91	NA	NA	NA	406.92	*
	444.83	9/19/2011	NE	37.71	NA	NA	NA	407.12	*
4Q11	444.83	10/6/2011	NE	47.31	NA	NA	NA	397.52	Winch present prevents cap from fitting
P-72							Screened Interval Elevation: 398.659 - 373.659		
1Q09	444.43	1/1/2009	NE	46.36	NA	NA	NA	398.07	
2Q09	444.43	4/1/2009	45.75	45.76	398.67	398.68	0.01	398.68	*
3Q09	444.43	7/1/2009	44.61	44.63	399.80	399.82	0.02	399.82	*

SEE LAST PAGE OF TABLE FOR NOTES

TABLE 1
CUMULATIVE GROUNDWATER GAUGING RESULTS

Well ID/ Quarter	Top of Casing (ft MSL)	Date Gauged	Depth to Product (ft)	Depth to Water (Static)	Water-Product Interface (ft MSL)	Product Elev. (ft MSL)	Product Thickness (ft)	Corrected W.L. Elevation (ft MSL)	Comments
4Q09	444.43	10/1/2009	43.85	43.88	400.55	400.58	0.03	400.57	*
1Q10	444.43	1/1/2010	41.83	41.87	402.56	402.60	0.04	402.59	*
2Q10	444.43	4/1/2010	40.36	40.39	404.04	404.07	0.03	404.06	*
3Q10	444.43	7/1/2010	NE	NE	NA	NA	NA	NA	
4Q10	444.43	11/11/2010	38.01	38.06	406.37	406.42	0.05	406.41	*
1Q11	444.43	1/13/2011	37.65	37.66	406.77	406.78	0.01	406.78	*
2Q11	444.43	4/25/2011	38.78	38.80	405.63	405.65	0.02	405.65	*
3Q11	444.43	7/5/2011	37.02	37.03	407.40	407.41	0.01	407.41	*
	444.43	9/19/2011	NE	36.60	NA	NA	NA	407.83	*
4Q11	444.43	10/6/2011	NE	36.82	NA	NA	NA	407.61	*
P-73	Screened Interval Elevation: 402.165 - 377.165								
1Q09	443.76	1/1/2009	46.31	46.32	397.44	397.45	0.01	397.45	
2Q09	443.76	4/1/2009	NE	45.53	NA	NA	NA	398.23	
3Q09	443.76	7/1/2009	NE	43.99	NA	NA	NA	399.77	
4Q09	443.76	10/1/2009	NE	43.38	NA	NA	NA	400.38	
1Q10	443.76	1/1/2010	NE	41.39	NA	NA	NA	402.37	*
2Q10	443.76	4/1/2010	NE	40.15	NA	NA	NA	403.61	*
3Q10	443.76	7/1/2010	40.24	41.26	402.50	403.52	1.02	403.32	*
4Q10	443.76	11/11/2010	NE	38.10	NA	NA	NA	405.66	*
1Q11	443.76	1/13/2011	NE	38.10	NA	NA	NA	405.66	*
2Q11	443.76	4/25/2011	NE	39.13	NA	NA	NA	404.63	*
3Q11	443.76	7/5/2011	NE	36.88	NA	NA	NA	406.88	*
	443.76	9/19/2011	NE	36.38	NA	NA	NA	407.38	*
4Q11	443.76	10/6/2011	NE	36.68	NA	NA	NA	407.08	*
P-74	Screened Interval Elevation: 398.203 - 373.203								
1Q09	442.63	1/1/2009	NE	45.65	NA	NA	NA	396.98	
2Q09	442.63	4/1/2009	NE	44.70	NA	NA	NA	397.93	
3Q09	442.63	7/1/2009	NE	43.09	NA	NA	NA	399.54	*
4Q09	442.63	10/1/2009	NE	42.60	NA	NA	NA	400.03	*
1Q10	442.63	1/1/2010	NE	40.90	NA	NA	NA	401.73	*
2Q10	442.63	4/1/2010	NE	39.07	NA	NA	NA	403.56	*
3Q10	442.63	7/1/2010	NE	38.88	NA	NA	NA	403.75	*
4Q10	442.63	11/12/2010	NE	38.29	NA	NA	NA	404.34	*
1Q11	442.63	1/13/2011	NE	37.94	NA	NA	NA	404.69	*
2Q11	442.63	4/25/2011	NE	39.18	NA	NA	NA	403.45	*
3Q11	442.63	7/5/2011	NE	36.51	NA	NA	NA	406.12	*
	442.63	9/19/2011	NE	35.86	NA	NA	NA	406.77	*
4Q11	442.63	10/6/2011	NE	36.26	NA	NA	NA	406.37	*
P-75	Screened Interval Elevation: 403.194 - 378.194								
1Q09	446.32	1/1/2009	NE	48.02	NA	NA	NA	398.30	
2Q09	446.32	4/1/2009	NE	47.24	NA	NA	NA	399.08	
3Q09	446.32	7/1/2009	NE	45.74	NA	NA	NA	400.58	
4Q09	446.32	10/1/2009	NE	45.35	NA	NA	NA	400.97	
1Q10	446.32	1/1/2010	NE	43.05	NA	NA	NA	403.27	*
2Q10	446.32	4/1/2010	42.01	42.30	404.02	404.31	0.29	404.26	*
3Q10	446.32	7/1/2010	40.58	40.87	405.45	405.74	0.29	405.69	*
4Q10	446.32	11/11/2010	39.72	40.00	406.32	406.60	0.28	406.55	*
1Q11	446.32	1/13/2011	40.04	40.43	405.89	406.28	0.39	406.21	*
2Q11	446.32	4/25/2011	40.81	40.83	405.49	405.51	0.02	405.51	*
3Q11	446.32	7/5/2011	38.57	38.59	407.73	407.75	0.02	407.75	*
	446.32	9/19/2011	NE	38.31	NA	NA	NA	408.01	*
4Q11	446.32	10/5/2011	38.52	38.53	407.79	407.80	0.01	407.80	*
P-82A	Screened Interval Elevation: 401.48 - 386.48								
1Q09	434.69	1/1/2009	NE	32.37	NA	NA	NA	402.32	*
2Q09	434.69	4/1/2009	NE	31.60	NA	NA	NA	403.09	*
3Q09	434.69	7/1/2009	NE	30.30	NA	NA	NA	404.39	*
4Q09	434.69	10/1/2009	NE	30.12	NA	NA	NA	404.57	*
1Q10	434.69	1/1/2010	NE	27.98	NA	NA	NA	406.71	*
2Q10	434.69	4/1/2010	NE	26.62	NA	NA	NA	408.07	*
3Q10	434.69	7/1/2010	NE	25.00	NA	NA	NA	409.69	*
4Q10	434.69	10/1/2010	NE	24.07	NA	NA	NA	410.62	*
1Q11	434.69	1/13/2011	NE	25.29	NA	NA	NA	409.40	*
2Q11	434.69	4/1/2011	NE	25.12	NA	NA	NA	409.57	*
3Q11	434.69	9/19/2011	NE	23.62	NA	NA	NA	411.07	*

SEE LAST PAGE OF TABLE FOR NOTES

TABLE 1
CUMULATIVE GROUNDWATER GAUGING RESULTS

Well ID/ Quarter	Top of Casing (ft MSL)	Date Gauged	Depth to Product (ft)	Depth to Water (Static)	Water-Product Interface (ft MSL)	Product Elev. (ft MSL)	Product Thickness (ft)	Corrected W.L. Elevation (ft MSL)	Comments
4Q11	434.69	10/5/2011	NE	24.00	NA	NA	NA	410.69	*
P-83A							Screened Interval Elevation: 398.58 - 383.58		
1Q09	445.23	1/1/2009	NE	48.86	NA	NA	NA	396.37	
2Q09	445.23	4/1/2009	NE	48.49	NA	NA	NA	396.74	
3Q09	445.23	7/1/2009	NE	47.00	NA	NA	NA	398.23	
4Q09	445.23	10/1/2009	NE	46.03	NA	NA	NA	399.20	*
1Q10	445.23	1/1/2010	NE	43.61	NA	NA	NA	401.62	*
2Q10	445.23	4/1/2010	NE	42.05	NA	NA	NA	403.18	*
3Q10	445.23	7/1/2010	NE	40.64	NA	NA	NA	404.59	*
4Q10	445.23	10/1/2010	NE	38.82	NA	NA	NA	406.41	*
1Q11	445.23	1/13/2011	NE	37.93	NA	NA	NA	407.30	*
2Q11	445.23	4/1/2011	NE	38.42	NA	NA	NA	406.81	*
3Q11	445.23	9/19/2011	NE	37.21	NA	NA	NA	408.02	*
4Q11	445.23	10/6/2011	NE	37.41	NA	NA	NA	407.82	*
P-84A							Screened Interval Elevation: 392.57 - 377.57		
1Q09	446.39	1/1/2009	NE	48.80	NA	NA	NA	397.59	*
2Q09	446.39	4/1/2009	NE	48.43	NA	NA	NA	397.96	*
3Q09	446.39	7/1/2009	NE	46.97	NA	NA	NA	399.42	*
4Q09	446.39	10/1/2009	NE	46.33	NA	NA	NA	400.06	*
1Q10	446.39	1/1/2010	NE	44.20	NA	NA	NA	402.19	*
2Q10	446.39	4/1/2010	NE	42.91	NA	NA	NA	403.48	*
3Q10	446.39	7/1/2010	NE	41.55	NA	NA	NA	404.84	*
4Q10	446.39	11/11/2010	NE	39.95	NA	NA	NA	406.44	*
1Q11	446.39	1/13/2011	NE	39.55	NA	NA	NA	406.84	*
2Q11	446.39	4/25/2011	NE	40.11	NA	NA	NA	406.28	*
3Q11	446.39	7/5/2011	NE	38.58	NA	NA	NA	407.81	*
4Q11	446.39	10/6/2011	NE	34.36	NA	NA	NA	412.03	*
P-84B							Screened Interval Elevation: 372.6 - 370.6		
1Q09	446.10	1/1/2009	NE	48.50	NA	NA	NA	397.60	*
2Q09	446.10	4/1/2009	NE	48.15	NA	NA	NA	397.95	*
3Q09	446.10	7/1/2009	NE	46.68	NA	NA	NA	399.42	*
4Q09	446.10	10/1/2009	NE	46.05	NA	NA	NA	400.05	*
1Q10	446.10	1/1/2010	NE	43.91	NA	NA	NA	402.19	*
2Q10	446.10	4/1/2010	NE	42.61	NA	NA	NA	403.49	*
3Q10	446.10	7/1/2010	NE	41.28	NA	NA	NA	404.82	*
4Q10	446.10	11/11/2010	NE	39.67	NA	NA	NA	406.43	*
1Q11	446.10	1/13/2011	NE	39.27	NA	NA	NA	406.83	*
2Q11	446.10	4/25/2011	NE	39.85	NA	NA	NA	406.25	*
3Q11	446.10	7/5/2011	NE	38.32	NA	NA	NA	407.78	*
4Q11	446.10	10/6/2011	NE	38.09	NA	NA	NA	408.01	*
P-84C							Screened Interval Elevation: 352.08 - 350.08		
1Q09	446.13	1/1/2009	NE	48.71	NA	NA	NA	397.42	*
2Q09	446.13	4/1/2009	NE	48.43	NA	NA	NA	397.70	*
3Q09	446.13	7/1/2009	NE	46.71	NA	NA	NA	399.42	*
4Q09	446.13	10/1/2009	NE	46.07	NA	NA	NA	400.06	*
1Q10	446.13	1/1/2010	NE	44.39	NA	NA	NA	401.74	*
2Q10	446.13	4/1/2010	NE	42.65	NA	NA	NA	403.48	*
3Q10	446.13	7/1/2010	NE	41.32	NA	NA	NA	404.81	*
4Q10	446.13	11/11/2010	NE	39.68	NA	NA	NA	406.45	*
1Q11	446.13	1/13/2011	NE	39.29	NA	NA	NA	406.84	*
2Q11	446.13	4/25/2011	NE	39.86	NA	NA	NA	406.27	*
3Q11	446.13	7/5/2011	NE	38.64	NA	NA	NA	407.49	*
4Q11	446.13	10/6/2011	NE	38.41	NA	NA	NA	407.72	*
P-84D							Screened Interval Elevation: 324.99 - 322.99		
1Q09	446.14	1/1/2009	NE	48.92	NA	NA	NA	397.22	*
2Q09	446.14	4/1/2009	NE	48.48	NA	NA	NA	397.66	*
3Q09	446.14	7/1/2009	NE	46.70	NA	NA	NA	399.44	*
4Q09	446.14	10/1/2009	NE	46.07	NA	NA	NA	400.07	*
1Q10	446.14	1/1/2010	NE	43.92	NA	NA	NA	402.22	*
2Q10	446.14	4/1/2010	NE	42.63	NA	NA	NA	403.51	*
3Q10	446.14	7/1/2010	NE	41.34	NA	NA	NA	404.80	*
4Q10	446.14	11/11/2010	NE	39.69	NA	NA	NA	406.45	*
1Q11	446.14	1/13/2011	NE	39.31	NA	NA	NA	406.83	*
2Q11	446.14	4/25/2011	NE	39.87	NA	NA	NA	406.27	*

TABLE 1
CUMULATIVE GROUNDWATER GAUGING RESULTS

Well ID/ Quarter	Top of Casing (ft MSL)	Date Gauged	Depth to Product (ft)	Depth to Water (Static)	Water-Product Interface (ft MSL)	Product Elev. (ft MSL)	Product Thickness (ft)	Corrected W.L. Elevation (ft MSL)	Comments
3Q11	446.14	7/5/2011	NE	38.68	NA	NA	NA	407.46	*
4Q11	446.14	10/6/2011	NE	38.43	NA	NA	NA	407.71	*
P-88A							Screened Interval Elevation: 404.72 - 389.72		
1Q09	443.12	1/1/2009	NE	39.11	NA	NA	NA	404.01	
2Q09	443.12	4/1/2009	NE	38.83	NA	NA	NA	404.29	
3Q09	443.12	7/1/2009	NE	37.24	NA	NA	NA	405.88	*
4Q09	443.12	10/1/2009	NE	36.85	NA	NA	NA	406.27	*
1Q10	443.12	1/1/2010	NE	34.78	NA	NA	NA	408.34	*
2Q10	443.12	4/1/2010	NE	33.22	NA	NA	NA	409.90	*
3Q10	443.12	7/1/2010	NE	31.80	NA	NA	NA	411.32	*
4Q10	443.12	10/1/2010	NE	30.65	NA	NA	NA	412.47	*
1Q11	443.12	1/14/2011	NE	31.16	NA	NA	NA	411.96	*
2Q11	443.12	4/1/2011	NE	31.36	NA	NA	NA	411.76	*
3Q11	443.12	9/19/2011	NE	29.72	NA	NA	NA	413.40	*
4Q11	443.12	10/5/2011	NE	29.92	NA	NA	NA	413.20	*
P-91A							Screened Interval Elevation: 395.675 - 380.675		
1Q09	447.19	1/1/2009	52.80	53.24	393.95	394.39	0.44	394.30	
2Q09	447.19	4/1/2009	52.74	53.31	393.88	394.45	0.57	394.34	
3Q09	447.19	7/1/2009	51.55	52.03	395.16	395.64	0.48	395.54	
4Q09	447.19	10/1/2009	50.22	50.73	396.46	396.97	0.51	396.87	*
1Q10	447.19	1/1/2010	47.91	48.42	398.77	399.28	0.51	399.18	*
2Q10	447.19	4/1/2010	46.08	46.58	400.61	401.11	0.50	401.01	*
3Q10	447.19	7/1/2010	44.85	45.36	401.83	402.34	0.51	402.24	*
4Q10	447.19	10/1/2010	42.70	43.19	404.00	404.49	0.49	404.39	*
1Q11	447.19	1/14/2011	41.19	41.64	405.55	406.00	0.45	405.91	*
2Q11	447.19	4/1/2011	NE	43.10	NA	NA	NA	404.09	*
3Q11	447.19	9/19/2011	NE	41.69	NA	NA	NA	405.50	*
4Q11	447.19	10/6/2011	NE	41.63	NA	NA	NA	405.56	*
P-92A							Screened Interval Elevation: 398.55 - 383.55		
1Q09	446.12	1/1/2009	49.95	51.09	395.03	396.17	1.14	395.94	
2Q09	446.12	4/1/2009	49.53	50.62	395.50	396.59	1.09	396.37	
3Q09	446.12	7/1/2009	NE	NE	NA	NA	NA	NA	
4Q09	446.12	10/1/2009	47.22	47.41	398.71	398.90	0.19	398.86	*
1Q10	446.12	1/1/2010	45.05	45.25	400.87	401.07	0.20	401.03	*
2Q10	446.12	4/1/2010	43.43	43.63	402.49	402.69	0.20	402.65	*
3Q10	446.12	7/1/2010	42.43	42.63	403.49	403.69	0.20	403.65	*
4Q10	446.12	10/1/2010	40.50	40.70	405.42	405.62	0.20	405.58	*
1Q11	446.12	1/14/2011	39.43	39.57	406.55	406.69	0.14	406.66	*
2Q11	446.12	4/1/2011	NE	41.02	NA	NA	NA	405.10	*
3Q11	446.12	9/19/2011	39.62	39.67	406.45	406.50	0.05	406.49	*
4Q11	446.12	10/6/2011	39.70	39.76	406.36	406.42	0.06	406.41	*
P-93A							Screened Interval Elevation: 398.409 - 383.409		
1Q09	446.58	1/1/2009	NE	48.55	NA	NA	NA	398.03	
2Q09	446.58	4/1/2009	NE	47.90	NA	NA	NA	398.68	*
3Q09	446.58	7/1/2009	NE	46.30	NA	NA	NA	400.28	*
4Q09	446.58	10/1/2009	NE	45.92	NA	NA	NA	400.66	*
1Q10	446.58	1/1/2010	NE	43.92	NA	NA	NA	402.66	*
2Q10	446.58	4/1/2010	NE	42.67	NA	NA	NA	403.91	*
3Q10	446.58	7/1/2010	NE	41.47	NA	NA	NA	405.11	*
4Q10	446.58	11/11/2010	NE	40.75	NA	NA	NA	405.83	*
1Q11	446.58	1/14/2011	NE	40.97	NA	NA	NA	405.61	*
2Q11	446.58	4/25/2011	NE	41.80	NA	NA	NA	404.78	*
3Q11	446.58	7/5/2011	NE	39.40	NA	NA	NA	407.18	*
	446.58	9/19/2011	NE	38.86	NA	NA	NA	407.72	*
4Q11	446.58	10/6/2011	NE	39.16	NA	NA	NA	407.42	*
P-93B							Screened Interval Elevation: 371.863 - 369.863		
1Q09	446.46	1/1/2009	NE	49.49	NA	NA	NA	396.97	*
2Q09	446.46	4/1/2009	NE	47.93	NA	NA	NA	398.53	*
3Q09	446.46	7/1/2009	NE	46.19	NA	NA	NA	400.27	*
4Q09	446.46	10/1/2009	NE	45.95	NA	NA	NA	400.51	*
1Q10	446.46	1/1/2010	NE	44.34	NA	NA	NA	402.12	*
2Q10	446.46	4/1/2010	NE	42.56	NA	NA	NA	403.90	*
3Q10	446.46	7/1/2010	NE	41.38	NA	NA	NA	405.08	*
4Q10	446.46	11/11/2010	NE	40.73	NA	NA	NA	405.73	*

TABLE 1
CUMULATIVE GROUNDWATER GAUGING RESULTS

Well ID/ Quarter	Top of Casing (ft MSL)	Date Gauged	Depth to Product (ft)	Depth to Water (Static)	Water-Product Interface (ft MSL)	Product Elev. (ft MSL)	Product Thickness (ft)	Corrected W.L. Elevation (ft MSL)	Comments
1Q11	446.46	1/14/2011	NE	41.03	NA	NA	NA	405.43	*
2Q11	446.46	4/25/2011	NE	41.69	NA	NA	NA	404.77	*
3Q11	446.46	7/5/2011	NE	39.44	NA	NA	NA	407.02	*
4Q11	446.46	10/6/2011	NE	39.19	NA	NA	NA	407.27	*
P-93C							Screened Interval Elevation: 352.257 - 350.257		
1Q09	446.51	1/1/2009	NE	48.56	NA	NA	NA	397.95	*
2Q09	446.51	4/1/2009	NE	47.76	NA	NA	NA	398.75	*
3Q09	446.51	7/1/2009	NE	46.23	NA	NA	NA	400.28	*
4Q09	446.51	10/1/2009	NE	45.85	NA	NA	NA	400.66	*
1Q10	446.51	1/1/2010	NE	43.86	NA	NA	NA	402.65	*
2Q10	446.51	4/1/2010	NE	42.59	NA	NA	NA	403.92	*
3Q10	446.51	7/1/2010	NE	41.42	NA	NA	NA	405.09	*
4Q10	446.51	11/11/2010	NE	40.69	NA	NA	NA	405.82	*
1Q11	446.51	1/14/2011	NE	40.91	NA	NA	NA	405.60	*
2Q11	446.51	4/25/2011	NE	41.70	NA	NA	NA	404.81	*
3Q11	446.51	7/5/2011	NE	39.32	NA	NA	NA	407.19	*
4Q11	446.51	10/6/2011	NE	39.15	NA	NA	NA	407.36	*
P-93D							Screened Interval Elevation: 321.14 - 319.14		
1Q09	446.89	1/1/2009	NE	48.37	NA	NA	NA	398.52	*
2Q09	446.89	4/1/2009	NE	47.65	NA	NA	NA	399.24	*
3Q09	446.89	7/1/2009	NE	46.11	NA	NA	NA	400.78	*
4Q09	446.89	10/1/2009	NE	45.75	NA	NA	NA	401.14	*
1Q10	446.89	1/1/2010	NE	43.76	NA	NA	NA	403.13	*
2Q10	446.89	4/1/2010	NE	42.51	NA	NA	NA	404.38	*
3Q10	446.89	7/1/2010	NE	41.32	NA	NA	NA	405.57	*
4Q10	446.36	11/11/2010	NE	40.59	NA	NA	NA	406.30	*
1Q11	446.36	1/14/2011	NE	40.81	NA	NA	NA	406.08	*
2Q11	446.89	4/25/2011	NE	41.84	NA	NA	NA	405.05	*
3Q11	446.89	7/5/2011	NE	39.46	NA	NA	NA	407.43	*
4Q11	446.89	10/6/2011	NE	39.22	NA	NA	NA	407.67	*
P-94							Screened Interval Elevation: 398.804 - 383.804		
1Q09	444.65	1/1/2009	NE	45.68	NA	NA	NA	398.97	*
2Q09	444.65	4/1/2009	NE	45.21	NA	NA	NA	399.44	*
3Q09	444.65	7/1/2009	NE	42.98	NA	NA	NA	401.67	*
4Q09	444.65	10/1/2009	NE	42.62	NA	NA	NA	402.03	*
1Q10	444.65	1/1/2010	NE	38.86	NA	NA	NA	405.79	*
2Q10	444.65	4/1/2010	NE	37.55	NA	NA	NA	407.10	*
3Q10	444.65	7/1/2010	NE	36.11	NA	NA	NA	408.54	*
4Q10	444.65	10/1/2010	NE	35.13	NA	NA	NA	409.52	*
1Q11	444.65	1/13/2011	NE	34.66	NA	NA	NA	409.99	*
2Q11	444.65	4/1/2011	NE	34.27	NA	NA	NA	410.38	*
3Q11	444.65	9/19/2011	NE	33.17	NA	NA	NA	411.48	*
4Q11	444.65	10/6/2011	NE	33.53	NA	NA	NA	411.12	*
P-102							Screened Interval Elevation: 402.158 - 382.158		
1Q09	444.91	1/1/2009	NE	42.01	NA	NA	NA	402.90	*
2Q09	444.91	4/1/2009	NE	NE	NA	NA	NA	NA	
3Q09	444.91	7/1/2009	NE	40.19	NA	NA	NA	404.72	*
4Q09	444.91	10/1/2009	NE	39.56	NA	NA	NA	405.35	*
1Q10	444.91	1/1/2010	NE	36.48	NA	NA	NA	408.43	*
2Q10	444.91	4/1/2010	NE	35.31	NA	NA	NA	409.60	*
3Q10	444.91	7/1/2010	NE	33.97	NA	NA	NA	410.94	*
4Q10	444.91	10/1/2010	NE	33.62	NA	NA	NA	411.29	*
1Q11	444.91	1/3/2011	NE	32.61	NA	NA	NA	412.30	*
2Q11	444.91	4/1/2011	NE	32.41	NA	NA	NA	412.50	*
3Q11	444.91	9/19/2011	NE	31.18	NA	NA	NA	413.73	*
4Q11	444.91	10/6/2011	NE	31.47	NA	NA	NA	413.44	*
P-114							Screened Interval Elevation: 399.733 - 379.733		
1Q09	432.41	1/1/2009	NE	32.70	NA	NA	NA	399.71	
2Q09	432.41	4/1/2009	NE	31.33	NA	NA	NA	401.08	*
3Q09	432.41	7/1/2009	NE	30.55	NA	NA	NA	401.86	*
4Q09	432.41	10/1/2009	NE	30.71	NA	NA	NA	401.70	*
1Q10	432.41	1/1/2010	NE	28.40	NA	NA	NA	404.01	*
2Q10	432.41	4/1/2010	NE	27.05	NA	NA	NA	405.36	*
3Q10	432.41	7/1/2010	NE	25.00	NA	NA	NA	407.41	*

SEE LAST PAGE OF TABLE FOR NOTES

TABLE 1
CUMULATIVE GROUNDWATER GAUGING RESULTS

Well ID/ Quarter	Top of Casing (ft MSL)	Date Gauged	Depth to Product (ft)	Depth to Water (Static)	Water-Product Interface (ft MSL)	Product Elev. (ft MSL)	Product Thickness (ft)	Corrected W.L. Elevation (ft MSL)	Comments
4Q10	432.41	11/12/2010	NE	24.66	NA	NA	NA	407.75	*
1Q11	432.41	1/13/2011	NE	26.84	NA	NA	NA	405.57	*
2Q11	432.41	4/25/2011	NE	26.61	NA	NA	NA	405.80	*
3Q11	432.41	7/5/2011	NE	23.48	NA	NA	NA	408.93	*
	432.41	9/19/2011	NE	24.20	NA	NA	NA	408.21	*
4Q11	432.41	10/5/2011	NE	24.59	NA	NA	NA	407.82	*
P-115							Screened Interval Elevation: 401.01 - 381.01		
1Q09	433.31	1/1/2009	NE	33.50	NA	NA	NA	399.81	
2Q09	433.31	4/1/2009	NE	31.99	NA	NA	NA	401.32	*
3Q09	433.31	7/1/2009	NE	31.32	NA	NA	NA	401.99	*
4Q09	433.31	10/1/2009	NE	31.52	NA	NA	NA	401.79	*
1Q10	433.31	1/1/2010	NE	29.31	NA	NA	NA	404.00	*
2Q10	433.31	4/1/2010	NE	27.77	NA	NA	NA	405.54	*
3Q10	433.31	7/1/2010	NE	25.59	NA	NA	NA	407.72	*
4Q10	433.31	11/11/2010	NE	25.41	NA	NA	NA	407.90	*
1Q11	433.31	1/13/2011	NE	27.88	NA	NA	NA	405.43	*
2Q11	433.31	4/25/2011	NE	27.38	NA	NA	NA	405.93	*
3Q11	433.31	7/5/2011	NE	NE	NA	NA	NA	NA	
	433.31	9/19/2011	NE	25.10	NA	NA	NA	408.21	*
4Q11	433.31	10/6/2011	NE	25.67	NA	NA	NA	407.64	*
P-116							Screened Interval Elevation: 399.01 - 379.01		
1Q09	436.45	1/1/2009	NE	36.85	NA	NA	NA	399.60	*
2Q09	436.45	4/1/2009	NE	35.18	NA	NA	NA	401.27	*
3Q09	436.45	7/1/2009	NE	35.64	NA	NA	NA	400.81	*
4Q09	436.45	10/1/2009	NE	34.84	NA	NA	NA	401.61	*
1Q10	436.45	1/1/2010	NE	32.68	NA	NA	NA	403.77	*
2Q10	436.45	4/1/2010	NE	31.05	NA	NA	NA	405.40	*
3Q10	436.45	7/1/2010	NE	28.82	NA	NA	NA	407.63	*
4Q10	436.45	11/11/2010	NE	28.76	NA	NA	NA	407.69	*
1Q11	436.45	1/13/2011	NE	31.35	NA	NA	NA	405.10	*
2Q11	436.45	4/25/2011	NE	30.76	NA	NA	NA	405.69	*
3Q11	436.45	7/5/2011	NE	27.41	NA	NA	NA	409.04	*
	436.45	9/19/2011	NE	28.52	NA	NA	NA	407.93	*
4Q11	436.45	10/5/2011	NE	28.96	NA	NA	NA	407.49	*
P-117							Screened Interval Elevation: 399.74 - 379.74		
1Q09	432.67	1/1/2009	NE	32.98	NA	NA	NA	399.69	
2Q09	432.67	4/1/2009	NE	31.27	NA	NA	NA	401.40	*
3Q09	432.67	7/1/2009	NE	30.82	NA	NA	NA	401.85	*
4Q09	432.67	10/1/2009	NE	31.05	NA	NA	NA	401.62	*
1Q10	432.67	1/1/2010	NE	28.87	NA	NA	NA	403.80	*
2Q10	432.67	4/1/2010	NE	27.19	NA	NA	NA	405.48	*
3Q10	432.67	7/1/2010	NE	24.91	NA	NA	NA	407.76	*
4Q10	432.67	11/11/2010	NE	24.11	NA	NA	NA	408.56	*
1Q11	432.67	1/13/2011	NE	27.62	NA	NA	NA	405.05	*
2Q11	432.67	4/25/2011	NE	26.96	NA	NA	NA	405.71	*
3Q11	432.67	7/5/2011	NE	23.54	NA	NA	NA	409.13	*
	432.67	9/19/2011	NE	24.71	NA	NA	NA	407.96	*
4Q11	432.67	10/5/2011	NE	25.16	NA	NA	NA	407.51	*
P-118							Screened Interval Elevation: 400.198 - 384.268		
1Q09	431.32	1/1/2009	NE	37.81	NA	NA	NA	393.51	
2Q09	431.32	4/1/2009	NE	29.76	NA	NA	NA	401.56	*
3Q09	431.32	7/1/2009	NE	29.67	NA	NA	NA	401.65	*
4Q09	431.32	10/1/2009	NE	29.92	NA	NA	NA	401.40	*
1Q10	431.32	1/1/2010	NE	27.78	NA	NA	NA	403.54	*
2Q10	431.32	4/1/2010	NE	25.81	NA	NA	NA	405.51	*
3Q10	431.32	7/1/2010	NE	23.27	NA	NA	NA	408.05	*
4Q10	431.32	10/1/2010	NE	23.80	NA	NA	NA	407.52	*
1Q11	431.32	1/13/2011	NE	26.95	NA	NA	NA	404.37	*
2Q11	431.32	4/1/2011	NE	25.75	NA	NA	NA	405.57	*
3Q11	431.32	9/19/2011	NE	23.78	NA	NA	NA	407.54	*
4Q11	431.32	10/5/2011	NE	34.28	NA	NA	NA	397.04	
P-119							Screened Interval Elevation: 401.248 - 385.318		
1Q09	431.92	1/1/2009	NE	32.23	NA	NA	NA	399.69	
2Q09	431.92	4/1/2009	NE	31.29	NA	NA	NA	400.63	

SEE LAST PAGE OF TABLE FOR NOTES

TABLE 1
CUMULATIVE GROUNDWATER GAUGING RESULTS

Well ID/ Quarter	Top of Casing (ft MSL)	Date Gauged	Depth to Product (ft)	Depth to Water (Static)	Water-Product Interface (ft MSL)	Product Elev. (ft MSL)	Product Thickness (ft)	Corrected W.L. Elevation (ft MSL)	Comments
3Q09	431.92	7/1/2009	NE	30.01	NA	NA	NA	401.91	*
4Q09	431.92	10/1/2009	NE	30.09	NA	NA	NA	401.83	*
1Q10	431.92	1/1/2010	NE	27.74	NA	NA	NA	404.18	*
2Q10	431.92	4/1/2010	NE	26.49	NA	NA	NA	405.43	*
3Q10	431.92	7/1/2010	NE	24.71	NA	NA	NA	407.21	*
4Q10	431.92	11/11/2010	NE	24.93	NA	NA	NA	406.99	*
1Q11	431.92	1/13/2011	NE	25.64	NA	NA	NA	406.28	*
2Q11	431.92	4/25/2011	NE	25.77	NA	NA	NA	406.15	*
3Q11	431.92	7/5/2011	NE	23.06	NA	NA	NA	408.86	*
	431.92	9/19/2011	NE	23.40	NA	NA	NA	408.52	*
4Q11	431.92	10/5/2011	NE	23.70	NA	NA	NA	408.22	*
P-120	Screened Interval Elevation: 401.4 - 385.47								
1Q09	432.78	1/1/2009	NE	32.28	NA	NA	NA	400.50	
2Q09	432.78	4/1/2009	NE	31.09	NA	NA	NA	401.69	*
3Q09	432.78	7/1/2009	NE	30.04	NA	NA	NA	402.74	*
4Q09	432.78	10/1/2009	NE	30.21	NA	NA	NA	402.57	*
1Q10	432.78	1/1/2010	NE	27.86	NA	NA	NA	404.92	*
2Q10	432.78	4/1/2010	NE	26.60	NA	NA	NA	406.18	*
3Q10	432.78	7/1/2010	NE	24.53	NA	NA	NA	408.25	*
4Q10	432.78	10/1/2010	NE	24.13	NA	NA	NA	408.65	*
1Q11	432.78	1/13/2011	NE	26.14	NA	NA	NA	406.64	*
2Q11	432.78	4/1/2011	NE	25.82	NA	NA	NA	406.96	*
3Q11	432.78	9/19/2011	NE	23.82	NA	NA	NA	408.96	*
4Q11	432.78	10/5/2011	NE	24.15	NA	NA	NA	408.63	*
GP-9-PZ	Screened Interval Elevation: 404.81 - 394.81								
4Q10	442.41	11/11/2010	NE	37.38	NA	NA	NA	405.03	*
1Q11	442.41	1/14/2011	NE	37.53	NA	NA	NA	404.88	*
2Q11	442.41	4/25/2011	NE	38.85	NA	NA	NA	403.56	
3Q11	442.41	9/19/2011	NE	35.44	NA	NA	NA	406.97	*
4Q11	442.41	10/6/2011	NE	36.65	NA	NA	NA	405.76	*
ROST-3-PZ	Screened Interval Elevation: 402.29 - 392.29								
4Q10	442.29	11/12/2010	NE	36.60	NA	NA	NA	405.69	*
1Q11	442.29	1/13/2011	NE	37.29	NA	NA	NA	405.00	*
2Q11	442.29	4/25/2011	NE	38.21	NA	NA	NA	404.08	*
3Q11	442.29	7/5/2011	NE	35.83	NA	NA	NA	406.46	*
	442.29	9/19/2011	NE	34.89	NA	NA	NA	407.40	*
4Q11	442.29	10/5/2011	NE	35.18	NA	NA	NA	407.11	*
ROST-4-PZ	Screened Interval Elevation: 407.2 - 397.2								
4Q10	442.27	11/12/2010	NE	36.48	NA	NA	NA	405.65	
1Q11	442.27	1/13/2011	NE	36.97	NA	NA	NA	405.16	
2Q11	442.13	4/25/2011	NE	37.69	NA	NA	NA	404.44	
3Q11	442.13	7/5/2011	NE	35.85	NA	NA	NA	406.28	
	442.13	9/19/2011	NE	34.38	NA	NA	NA	407.75	*
4Q11	442.13	10/5/2011	NE	35.64	NA	NA	NA	406.49	
ROST-4-PZ(A)	Screened Interval Elevation: 407.34 - 397.34								
2Q11	442.11	4/25/2011	NE	37.18	NA	NA	NA	404.93	
3Q11	442.11	7/5/2011	NE	35.21	NA	NA	NA	406.90	
4Q11	442.11	10/5/2011	NE	34.03	NA	NA	NA	408.08	*
ROST-4-PZ(B)	Screened Interval Elevation: 407.33 - 397.33								
2Q11	442.38	4/25/2011	NE	37.80	NA	NA	NA	404.58	
3Q11	442.38	7/5/2011	NE	35.93	NA	NA	NA	406.45	
4Q11	442.38	10/5/2011	NE	34.70	NA	NA	NA	407.68	*
ROST-4-PZ(C)	Screened Interval Elevation: 407.71 - 397.71								
2Q11	442.66	4/25/2011	NE	38.52	NA	NA	NA	404.14	
3Q11	442.66	7/5/2011	NE	36.62	NA	NA	NA	406.04	
4Q11	442.66	10/5/2011	NE	35.41	NA	NA	NA	407.25	
ROST-4-PZ(D)	Screened Interval Elevation: 408.01 - 398.01								
2Q11	442.98	4/25/2011	NE	38.41	NA	NA	NA	404.57	
3Q11	442.98	7/5/2011	NE	36.58	NA	NA	NA	406.40	
4Q11	442.98	10/5/2011	NE	35.37	NA	NA	NA	407.61	
ROST-4-PZ(E)	Screened Interval Elevation: 407.21 - 397.21								
2Q11	441.96	4/25/2011	NE	37.63	NA	NA	NA	404.33	
3Q11	441.96	7/5/2011	NE	35.81	NA	NA	NA	406.15	
4Q11	441.96	10/5/2011	NE	34.61	NA	NA	NA	407.35	*

SEE LAST PAGE OF TABLE FOR NOTES

TABLE 1
CUMULATIVE GROUNDWATER GAUGING RESULTS

Well ID/ Quarter	Top of Casing (ft MSL)	Date Gauged	Depth to Product (ft)	Depth to Water (Static)	Water-Product Interface (ft MSL)	Product Elev. (ft MSL)	Product Thickness (ft)	Corrected W.L. Elevation (ft MSL)	Comments
ROST-4-PZ(F)							Screened Interval Elevation: 407.59 - 397.59		
2Q11	442.12	4/25/2011	NE	37.87	NA	NA	NA	404.25	
3Q11	442.12	7/5/2011	NE	35.99	NA	NA	NA	406.13	
4Q11	442.12	10/5/2011	NE	34.84	NA	NA	NA	407.28	
ROST-4-PZ(G)							Screened Interval Elevation: 407.85 - 397.85		
2Q11	442.13	4/25/2011	NE	38.08	NA	NA	NA	404.05	
3Q11	442.13	7/5/2011	NE	35.76	NA	NA	NA	406.37	
4Q11	442.13	10/5/2011	NE	35.07	NA	NA	NA	407.06	
ROST-5-PZ							Screened Interval Elevation: 429.02 - 419.02		
4Q10	442.22	11/12/2010	NE	NE	NA	NA	NA	NA	
1Q11	442.22	1/13/2011	NE	NE	NA	NA	NA	NA	
2Q11	442.22	4/25/2011	NE	NE	NA	NA	NA	NA	
3Q11	442.22	7/5/2011	NE	NE	NA	NA	NA	NA	
	442.22	9/19/2011	NE	NE	NA	NA	NA	NA	
4Q11	442.22	10/5/2011	NE	NE	NA	NA	NA	NA	
ROST-7-PZ							Screened Interval Elevation: 422.19 - 412.19		
4Q10	442.19	11/12/2010	NE	22.93	NA	NA	NA	419.26	
1Q11	442.19	1/13/2011	NE	23.74	NA	NA	NA	418.45	
2Q11	442.19	4/25/2011	NE	23.72	NA	NA	NA	418.47	
3Q11	442.19	7/5/2011	NE	22.05	NA	NA	NA	420.14	
	442.19	9/19/2011	NE	22.63	NA	NA	NA	419.56	
4Q11	442.19	10/5/2011	NE	22.52	NA	NA	NA	419.67	
ROST-10-PZ							Screened Interval Elevation: 434.51 - 424.51		
4Q10	444.51	11/12/2010	NE	NE	NA	NA	NA	NA	
1Q11	444.51	1/13/2011	NE	NE	NA	NA	NA	NA	
2Q11	444.51	4/25/2011	NE	NE	NA	NA	NA	NA	
3Q11	444.51	7/5/2011	NE	19.67	NA	NA	NA	424.84	
	444.51	9/19/2011	NE	19.88	NA	NA	NA	424.63	
4Q11	444.51	10/5/2011	NE	NE	NA	NA	NA	NA	
ROST-21-PZ							Screened Interval Elevation: 433.72 - 423.72		
4Q10	443.72	11/12/2010	NE	19.30	NA	NA	NA	424.42	
1Q11	443.72	1/13/2011	NE	19.59	NA	NA	NA	424.13	
2Q11	443.72	4/25/2011	NE	19.04	NA	NA	NA	424.68	
3Q11	443.72	7/5/2011	NE	18.37	NA	NA	NA	425.35	
	443.72	9/19/2011	NE	19.26	NA	NA	NA	424.46	
4Q11	443.72	10/5/2011	NE	NE	NA	NA	NA	NA	
S-1							Screened Interval Elevation: -		
1Q09	443.79	1/1/2009	45.85	49.73	394.06	397.94	3.88	397.16	
2Q09	443.79	4/1/2009	45.36	48.49	395.30	398.43	3.13	397.80	
3Q09	443.79	7/1/2009	43.70	48.58	395.21	400.09	4.88	399.11	
4Q09	443.79	10/1/2009	42.73	48.01	395.78	401.06	5.28	400.00	
1Q10	443.79	1/1/2010	40.88	46.14	397.65	402.91	5.26	401.86	
2Q10	443.79	4/1/2010	39.38	44.32	399.47	404.41	4.94	403.42	
3Q10	443.79	7/1/2010	38.27	43.29	400.50	405.52	5.02	404.52	
4Q10	443.79	11/11/2010	36.96	41.91	401.88	406.83	4.95	405.84	
1Q11	443.79	1/13/2011	36.41	41.33	402.46	407.38	4.92	406.40	
2Q11	443.79	4/25/2011	38.70	38.73	405.06	405.09	0.03	405.08	
3Q11	443.79	7/5/2011	36.50	36.54	407.25	407.29	0.04	407.28	
	443.79	9/19/2011	NE	36.42	NA	NA	NA	407.37	
4Q11	443.79	10/6/2011	NE	36.68	NA	NA	NA	407.11	
T-1							Screened Interval Elevation: 396.92 - 373		
1Q09	444.55	1/1/2009	NE	48.78	NA	NA	NA	395.77	
2Q09	444.55	4/1/2009	NE	48.39	NA	NA	NA	396.16	
3Q09	444.55	7/1/2009	NE	47.71	NA	NA	NA	396.84	
4Q09	444.55	10/1/2009	NE	47.30	NA	NA	NA	397.25	*
1Q10	444.55	1/1/2010	NE	46.55	NA	NA	NA	398.00	*
2Q10	444.55	4/1/2010	NE	45.51	NA	NA	NA	399.04	*
3Q10	444.55	7/1/2010	NE	NE	NA	NA	NA	NA	
4Q10	444.55	11/11/2010	NE	39.08	NA	NA	NA	405.47	*
1Q11	444.55	1/13/2011	NE	41.02	NA	NA	NA	403.53	*
2Q11	444.55	4/25/2011	NE	46.65	NA	NA	NA	397.90	*
3Q11	444.55	7/5/2011	NE	35.99	NA	NA	NA	408.56	*
	444.55	9/19/2011	NE	51.50	NA	NA	NA	393.05	
4Q11	444.55	10/6/2011	NE	50.83	NA	NA	NA	393.72	

SEE LAST PAGE OF TABLE FOR NOTES

TABLE 1
CUMULATIVE GROUNDWATER GAUGING RESULTS

Well ID/ Quarter	Top of Casing (ft MSL)	Date Gauged	Depth to Product (ft)	Depth to Water (Static)	Water-Product Interface (ft MSL)	Product Elev. (ft MSL)	Product Thickness (ft)	Corrected W.L. Elevation (ft MSL)	Comments
T-2							Screened Interval Elevation: 392.63 - 372.48		
1Q09	443.13	1/1/2009	NE	46.39	NA	NA	NA	396.74	*
2Q09	443.13	4/1/2009	NE	46.07	NA	NA	NA	397.06	*
3Q09	443.13	7/1/2009	NE	44.64	NA	NA	NA	398.49	*
4Q09	443.13	10/1/2009	NE	43.75	NA	NA	NA	399.38	*
1Q10	443.13	1/1/2010	NE	41.81	NA	NA	NA	401.32	*
2Q10	443.13	4/1/2010	NE	40.35	NA	NA	NA	402.78	*
3Q10	443.13	7/1/2010	NE	39.16	NA	NA	NA	403.97	*
4Q10	443.13	11/11/2010	NE	37.51	NA	NA	NA	405.62	*
1Q11	443.13	1/13/2011	NE	36.97	NA	NA	NA	406.16	*
2Q11	443.13	4/25/2011	NE	38.03	NA	NA	NA	405.10	*
3Q11	443.13	7/5/2011	NE	35.89	NA	NA	NA	407.24	*
	443.13	9/19/2011	NE	35.80	NA	NA	NA	407.33	*
4Q11	443.13	10/6/2011	NE	35.97	NA	NA	NA	407.16	*
T-3							Screened Interval Elevation: 403.65 - 388.65		
1Q09	450.91	1/1/2009	NE	55.85	NA	NA	NA	395.06	
2Q09	450.91	4/1/2009	NE	NE	NA	NA	NA	NA	
3Q09	450.91	7/1/2009	NE	54.30	NA	NA	NA	396.61	
4Q09	450.91	10/1/2009	NE	53.24	NA	NA	NA	397.67	
1Q10	450.91	1/1/2010	NE	50.99	NA	NA	NA	399.92	
2Q10	450.91	4/1/2010	NE	48.84	NA	NA	NA	402.07	
3Q10	450.91	7/1/2010	NE	48.07	NA	NA	NA	402.84	
4Q10	450.91	10/1/2010	NE	45.66	NA	NA	NA	405.25	*
1Q11	450.91	1/13/2011	NE	44.64	NA	NA	NA	406.27	*
2Q11	450.91	4/1/2011	NE	46.50	NA	NA	NA	404.41	*
3Q11	450.91	9/19/2011	NE	44.60	NA	NA	NA	406.31	*
4Q11	450.91	10/6/2011	NE	45.68	NA	NA	NA	405.23	*
T-4							Screened Interval Elevation: 398.24 - 383.24		
1Q09	447.95	1/1/2009	NE	54.02	NA	NA	NA	393.93	
2Q09	447.95	4/1/2009	NE	53.11	NA	NA	NA	394.84	
3Q09	447.95	7/1/2009	NE	52.10	NA	NA	NA	395.85	
4Q09	447.95	10/1/2009	NE	50.78	NA	NA	NA	397.17	
1Q10	447.95	1/1/2010	NE	48.38	NA	NA	NA	399.57	*
2Q10	447.95	4/1/2010	NE	46.44	NA	NA	NA	401.51	*
3Q10	447.95	7/1/2010	NE	45.22	NA	NA	NA	402.73	*
4Q10	447.95	10/1/2010	NE	42.99	NA	NA	NA	404.96	*
1Q11	447.95	1/13/2011	NE	41.38	NA	NA	NA	406.57	*
2Q11	447.95	4/1/2011	NE	42.23	NA	NA	NA	405.72	*
3Q11	447.95	9/19/2011	NE	41.97	NA	NA	NA	405.98	*
4Q11	447.95	10/6/2011	NE	42.04	NA	NA	NA	405.91	*
T-6							Screened Interval Elevation: 394.79 - 380.54		
1Q09	446.55	1/1/2009	NE	48.81	NA	NA	NA	397.74	*
2Q09	446.55	4/1/2009	NE	47.98	NA	NA	NA	398.57	*
3Q09	446.55	7/1/2009	NE	46.46	NA	NA	NA	400.09	*
4Q09	446.55	10/1/2009	NE	46.04	NA	NA	NA	400.51	*
1Q10	446.55	1/1/2010	NE	44.09	NA	NA	NA	402.46	*
2Q10	446.55	4/1/2010	NE	42.83	NA	NA	NA	403.72	*
3Q10	446.55	7/1/2010	NE	41.74	NA	NA	NA	404.81	*
4Q10	446.55	11/12/2010	NE	40.77	NA	NA	NA	405.78	*
1Q11	446.55	1/13/2011	NE	41.07	NA	NA	NA	405.48	*
2Q11	446.55	4/25/2011	NE	42.01	NA	NA	NA	404.54	*
3Q11	446.55	7/5/2011	NE	39.58	NA	NA	NA	406.97	*
	446.55	9/19/2011	NE	38.95	NA	NA	NA	407.60	*
4Q11	446.55	10/6/2011	NE	39.26	NA	NA	NA	407.29	*
T-7							Screened Interval Elevation: 395.29 - 380.29		
1Q09	444.01	1/1/2009	44.50	44.79	399.22	399.51	0.29	399.45	*
2Q09	444.01	4/1/2009	43.93	44.11	399.90	400.08	0.18	400.04	*
3Q09	444.01	7/1/2009	42.58	42.68	401.33	401.43	0.10	401.41	*
4Q09	444.01	10/1/2009	42.11	42.26	401.75	401.90	0.15	401.87	*
1Q10	444.01	1/1/2010	39.87	40.02	403.99	404.14	0.15	404.11	*
2Q10	444.01	4/1/2010	38.74	38.89	405.12	405.27	0.15	405.24	*
3Q10	444.01	7/1/2010	37.21	37.37	406.64	406.80	0.16	406.77	*
4Q10	444.01	10/1/2010	36.24	36.40	407.61	407.77	0.16	407.74	*
1Q11	444.01	1/13/2011	36.74	36.87	407.14	407.27	0.13	407.24	*

TABLE 1
CUMULATIVE GROUNDWATER GAUGING RESULTS

Well ID/ Quarter	Top of Casing (ft MSL)	Date Gauged	Depth to Product (ft)	Depth to Water (Static)	Water-Product Interface (ft MSL)	Product Elev. (ft MSL)	Product Thickness (ft)	Corrected W.L. Elevation (ft MSL)	Comments
2Q11	444.01	4/1/2011	37.20	37.25	406.76	406.81	0.05	406.80	*
3Q11	444.01	9/19/2011	35.14	35.19	408.82	408.87	0.05	408.86	*
4Q11	444.01	10/5/2011	35.36	35.43	408.58	408.65	0.07	408.64	*
T-12							Screened Interval Elevation: 398.228 - 372.228		
1Q09	444.69	1/1/2009	47.68	47.69	397.00	397.01	0.01	397.01	
2Q09	444.69	4/1/2009	NE	46.80	NA	NA	NA	397.89	
3Q09	444.69	7/1/2009	NE	45.20	NA	NA	NA	399.49	*
4Q09	444.69	10/1/2009	NE	44.73	NA	NA	NA	399.96	*
1Q10	444.69	1/1/2010	NE	42.94	NA	NA	NA	401.75	*
2Q10	444.69	4/1/2010	NE	41.59	NA	NA	NA	403.10	*
3Q10	444.69	7/1/2010	NE	41.21	NA	NA	NA	403.48	*
4Q10	444.69	11/12/2010	NE	40.35	NA	NA	NA	404.34	*
1Q11	444.69	1/13/2011	NE	40.30	NA	NA	NA	404.39	*
2Q11	444.69	4/25/2011	NE	41.40	NA	NA	NA	403.29	*
3Q11	444.69	7/5/2011	NE	39.07	NA	NA	NA	405.62	*
	444.69	9/19/2011	NE	38.06	NA	NA	NA	406.63	*
4Q11	444.69	10/6/2011	NE	38.23	NA	NA	NA	406.46	*
T-13							Screened Interval Elevation: 396.46 - 370.46		
1Q09	443.46	1/1/2009	NE	48.50	NA	NA	NA	394.96	
2Q09	443.46	4/1/2009	NE	45.30	NA	NA	NA	398.16	*
3Q09	443.46	7/1/2009	NE	43.77	NA	NA	NA	399.69	*
4Q09	443.46	10/1/2009	NE	43.31	NA	NA	NA	400.15	*
1Q10	443.46	1/1/2010	NE	41.27	NA	NA	NA	402.19	*
2Q10	443.46	4/1/2010	NE	40.02	NA	NA	NA	403.44	*
3Q10	443.46	7/1/2010	NE	38.72	NA	NA	NA	404.74	*
4Q10	443.46	11/11/2010	NE	37.37	NA	NA	NA	406.09	*
1Q11	443.46	1/13/2011	NE	37.57	NA	NA	NA	405.89	*
2Q11	443.46	4/25/2011	NE	38.25	NA	NA	NA	405.21	*
3Q11	443.46	9/19/2011	NE	37.54	NA	NA	NA	405.92	*
4Q11	443.46	10/5/2011	NE	35.78	NA	NA	NA	407.68	*
T-15							Screened Interval Elevation: 396.99 - 370.99		
1Q09	445.03	1/1/2009	NE	48.62	NA	NA	NA	396.41	
2Q09	445.03	4/1/2009	NE	46.78	NA	NA	NA	398.25	*
3Q09	445.03	7/1/2009	NE	47.01	NA	NA	NA	398.02	*
4Q09	445.03	10/1/2009	NE	46.01	NA	NA	NA	399.02	*
1Q10	445.03	1/1/2010	NE	43.88	NA	NA	NA	401.15	*
2Q10	445.03	4/1/2010	NE	42.39	NA	NA	NA	402.64	*
3Q10	445.03	7/1/2010	NE	41.07	NA	NA	NA	403.96	*
4Q10	445.03	10/1/2010	NE	39.31	NA	NA	NA	405.72	*
1Q11	445.03	1/13/2011	NE	38.39	NA	NA	NA	406.64	*
2Q11	445.03	4/1/2011	NE	39.55	NA	NA	NA	405.48	*
3Q11	445.03	9/19/2011	NE	37.59	NA	NA	NA	407.44	*
4Q11	445.03	10/6/2011	NE	37.79	NA	NA	NA	407.24	*
T-17							Screened Interval Elevation: 401.8 - 375.8		
1Q09	445.90	1/1/2009	NE	48.60	NA	NA	NA	397.30	
2Q09	445.90	4/1/2009	NE	47.99	NA	NA	NA	397.91	
3Q09	445.90	7/1/2009	46.40	46.41	399.49	399.50	0.01	399.50	
4Q09	445.90	10/1/2009	45.54	46.40	399.50	400.36	0.86	400.19	
1Q10	445.90	1/1/2010	NE	42.57	NA	NA	NA	403.33	*
2Q10	445.90	4/1/2010	NE	41.12	NA	NA	NA	404.78	*
3Q10	445.90	7/1/2010	NE	39.60	NA	NA	NA	406.30	*
4Q10	445.90	10/1/2010	NE	38.11	NA	NA	NA	407.79	*
1Q11	445.90	1/13/2011	NE	37.11	NA	NA	NA	408.79	*
2Q11	445.90	4/1/2011	NE	37.30	NA	NA	NA	408.60	*
3Q11	445.90	9/19/2011	NE	35.90	NA	NA	NA	410.00	*
4Q11	445.90	10/6/2011	NE	36.23	NA	NA	NA	409.67	*
T-19							Screened Interval Elevation: 395.94 - 369.94		
1Q09	446.71	1/1/2009	51.93	54.19	392.52	394.78	2.26	394.33	
2Q09	446.71	4/1/2009	51.21	53.11	393.60	395.50	1.90	395.12	
3Q09	446.71	7/1/2009	50.30	51.90	394.81	396.41	1.60	396.09	*
4Q09	446.71	10/1/2009	48.89	50.45	396.26	397.82	1.56	397.51	*
1Q10	446.71	1/1/2010	46.55	48.07	398.64	400.16	1.52	399.86	*
2Q10	446.71	4/1/2010	44.64	46.11	400.60	402.07	1.47	401.78	*
3Q10	446.71	7/1/2010	43.47	44.91	401.80	403.24	1.44	402.95	*

SEE LAST PAGE OF TABLE FOR NOTES

TABLE 1
CUMULATIVE GROUNDWATER GAUGING RESULTS

Well ID/ Quarter	Top of Casing (ft MSL)	Date Gauged	Depth to Product (ft)	Depth to Water (Static)	Water-Product Interface (ft MSL)	Product Elev. (ft MSL)	Product Thickness (ft)	Corrected W.L. Elevation (ft MSL)	Comments
4Q10	446.71	10/1/2010	41.39	42.73	403.98	405.32	1.34	405.05	*
1Q11	446.71	1/13/2011	39.78	41.15	405.56	406.93	1.37	406.66	*
2Q11	446.71	4/1/2011	40.88	40.90	405.81	405.83	0.02	405.83	*
3Q11	446.71	9/19/2011	40.60	40.64	406.07	406.11	0.04	406.10	*
4Q11	446.71	10/6/2011	40.65	40.69	406.02	406.06	0.04	406.05	*
T-21							Screened Interval Elevation: 412.04 - 386.04		
1Q09	444.00	1/1/2009	NE	38.29	NA	NA	NA	405.71	
2Q09	444.00	4/1/2009	NE	38.15	NA	NA	NA	405.85	
3Q09	444.00	7/1/2009	NE	36.57	NA	NA	NA	407.43	
4Q09	444.00	10/1/2009	NE	36.06	NA	NA	NA	407.94	
1Q10	444.00	1/1/2010	NE	33.39	NA	NA	NA	410.61	
2Q10	444.00	4/1/2010	NE	32.11	NA	NA	NA	411.89	
3Q10	444.00	7/1/2010	NE	30.79	NA	NA	NA	413.21	*
4Q10	444.00	10/1/2010	NE	29.65	NA	NA	NA	414.35	*
1Q11	444.00	1/13/2011	NE	29.96	NA	NA	NA	414.04	*
2Q11	444.00	4/1/2011	NE	29.83	NA	NA	NA	414.17	*
3Q11	444.00	9/19/2011	NE	28.24	NA	NA	NA	415.76	*
4Q11	444.00	10/5/2011	NE	28.41	NA	NA	NA	415.59	*
T-22							Screened Interval Elevation: 410.66 - 384.96		
1Q09	442.21	1/1/2009	NE	38.32	NA	NA	NA	403.89	
2Q09	442.21	4/1/2009	NE	37.80	NA	NA	NA	404.41	
3Q09	442.21	7/1/2009	NE	36.44	NA	NA	NA	405.77	
4Q09	442.21	10/1/2009	NE	36.18	NA	NA	NA	406.03	
1Q10	442.21	1/1/2010	NE	34.13	NA	NA	NA	408.08	
2Q10	442.21	4/1/2010	NE	32.69	NA	NA	NA	409.52	
3Q10	442.21	7/1/2010	NE	31.11	NA	NA	NA	411.10	*
4Q10	442.21	10/1/2010	NE	30.12	NA	NA	NA	412.09	*
1Q11	442.21	1/13/2011	NE	31.04	NA	NA	NA	411.17	*
2Q11	442.21	4/1/2011	NE	30.96	NA	NA	NA	411.25	*
3Q11	442.21	9/19/2011	NE	29.26	NA	NA	NA	412.95	*
4Q11	442.21	10/5/2011	NE	29.51	NA	NA	NA	412.70	*
T-23							Screened Interval Elevation: 405.41 - 379.41		
1Q09	432.64	1/1/2009	NE	30.60	NA	NA	NA	402.04	
2Q09	432.64	4/1/2009	NE	29.78	NA	NA	NA	402.86	
3Q09	432.64	7/1/2009	NE	NE	NA	NA	NA	NA	
4Q09	432.64	10/1/2009	NE	NE	NA	NA	NA	NA	
1Q10	432.64	1/1/2010	NE	26.27	NA	NA	NA	406.37	*
2Q10	432.64	4/1/2010	NE	25.00	NA	NA	NA	407.64	*
3Q10	432.64	7/1/2010	NE	23.35	NA	NA	NA	409.29	*
4Q10	432.64	10/1/2010	NE	22.41	NA	NA	NA	410.23	*
1Q11	432.64	1/13/2011	NE	23.83	NA	NA	NA	408.81	*
2Q11	432.64	4/1/2011	NE	23.40	NA	NA	NA	409.24	*
3Q11	432.64	9/19/2011	NE	27.83	NA	NA	NA	404.81	
4Q11	432.64	10/5/2011	NE	22.21	NA	NA	NA	410.43	*
T-24							Screened Interval Elevation: 402.22 - 376.57		
1Q09	443.72	1/1/2009	47.04	48.02	395.70	396.68	0.98	396.48	
2Q09	443.72	4/1/2009	46.29	47.27	396.45	397.43	0.98	397.23	
3Q09	443.72	7/1/2009	44.90	45.72	398.00	398.82	0.82	398.65	
4Q09	443.72	10/1/2009	44.36	45.07	398.65	399.36	0.71	399.22	
1Q10	443.72	1/1/2010	42.68	43.03	400.69	401.04	0.35	400.97	
2Q10	443.72	4/1/2010	41.25	41.55	402.17	402.47	0.30	402.41	*
3Q10	443.72	7/1/2010	40.36	40.68	403.04	403.36	0.32	403.29	*
4Q10	443.72	11/11/2010	39.07	39.38	404.34	404.65	0.31	404.59	*
1Q11	443.72	1/13/2011	38.60	38.92	404.80	405.12	0.32	405.05	*
2Q11	443.72	4/25/2011	NE	39.98	NA	NA	NA	403.74	*
3Q11	443.72	7/5/2011	NE	37.53	NA	NA	NA	406.19	*
	443.72	9/19/2011	NE	35.08	NA	NA	NA	408.64	*
4Q11	443.72	10/6/2011	NE	37.29	NA	NA	NA	406.43	*
T-28							Screened Interval Elevation: -		
1Q09	444.22	1/1/2009	NE	NE	NA	NA	NA	NA	
2Q09	444.22	4/1/2009	NE	NE	NA	NA	NA	NA	
3Q09	444.22	7/1/2009	NE	NE	NA	NA	NA	NA	
4Q09	444.22	10/1/2009	NE	45.12	NA	NA	NA	399.10	
1Q10	444.22	1/1/2010	NE	42.49	NA	NA	NA	401.73	

SEE LAST PAGE OF TABLE FOR NOTES

TABLE 1
CUMULATIVE GROUNDWATER GAUGING RESULTS

Well ID/ Quarter	Top of Casing (ft MSL)	Date Gauged	Depth to Product (ft)	Depth to Water (Static)	Water-Product Interface (ft MSL)	Product Elev. (ft MSL)	Product Thickness (ft)	Corrected W.L. Elevation (ft MSL)	Comments
2Q10	444.22	4/1/2010	NE	40.94	NA	NA	NA	403.28	
3Q10	444.22	7/1/2010	NE	NE	NA	NA	NA	NA	
4Q10	444.22	10/1/2010	NE	37.65	NA	NA	NA	406.57	
1Q11	444.22	1/13/2011	NE	36.53	NA	NA	NA	407.69	
2Q11	444.22	4/1/2011	NE	37.18	NA	NA	NA	407.04	
3Q11	444.22	9/19/2011	NE	35.75	NA	NA	NA	408.47	
4Q11	444.22	10/6/2011	NE	35.98	NA	NA	NA	408.24	
T-62							Screened Interval Elevation: 412.017 - 382.017		
1Q09	431.73	1/1/2009	NE	31.66	NA	NA	NA	400.07	
2Q09	431.73	4/1/2009	NE	30.42	NA	NA	NA	401.31	
3Q09	431.73	7/1/2009	NE	29.48	NA	NA	NA	402.25	
4Q09	431.73	10/1/2009	NE	29.56	NA	NA	NA	402.17	
1Q10	431.73	1/1/2010	NE	27.30	NA	NA	NA	404.43	
2Q10	431.73	4/1/2010	NE	25.98	NA	NA	NA	405.75	
3Q10	431.73	7/1/2010	NE	23.99	NA	NA	NA	407.74	
4Q10	431.73	11/11/2010	NE	23.49	NA	NA	NA	408.24	
1Q11	431.73	1/13/2011	NE	25.48	NA	NA	NA	406.25	
2Q11	431.73	4/25/2011	NE	25.33	NA	NA	NA	406.40	
3Q11	431.73	7/5/2011	NE	22.37	NA	NA	NA	409.36	
	431.73	9/19/2011	NE	23.12	NA	NA	NA	408.61	
4Q11	431.73	10/5/2011	NE	23.46	NA	NA	NA	408.27	
T-63							Screened Interval Elevation: 411.26 - 381.26		
1Q09	431.24	1/1/2009	NE	31.22	NA	NA	NA	400.02	
2Q09	431.24	4/1/2009	NE	29.55	NA	NA	NA	401.69	
3Q09	431.24	7/1/2009	NE	28.95	NA	NA	NA	402.29	
4Q09	431.24	10/1/2009	NE	29.11	NA	NA	NA	402.13	
1Q10	431.24	1/1/2010	NE	26.94	NA	NA	NA	404.30	
2Q10	431.24	4/1/2010	NE	25.42	NA	NA	NA	405.82	
3Q10	431.24	7/1/2010	NE	23.23	NA	NA	NA	408.01	
4Q10	431.24	11/11/2010	NE	23.03	NA	NA	NA	408.21	
1Q11	431.24	1/13/2011	NE	25.45	NA	NA	NA	405.79	
2Q11	431.24	4/25/2011	NE	NE	NA	NA	NA	NA	
3Q11	431.24	9/19/2011	NE	22.88	NA	NA	NA	408.36	
4Q11	431.24	10/5/2011	NE	23.28	NA	NA	NA	407.96	
T-64							Screened Interval Elevation: 408.99 - 378.99		
1Q09	428.80	1/1/2009	NE	28.90	NA	NA	NA	399.90	
2Q09	428.80	4/1/2009	NE	26.80	NA	NA	NA	402.00	
3Q09	428.80	7/1/2009	NE	26.67	NA	NA	NA	402.13	
4Q09	428.80	10/1/2009	NE	26.87	NA	NA	NA	401.93	
1Q10	428.80	1/1/2010	NE	24.72	NA	NA	NA	404.08	
2Q10	428.80	4/1/2010	NE	22.91	NA	NA	NA	405.89	
3Q10	428.80	7/1/2010	NE	20.46	NA	NA	NA	408.34	
4Q10	428.80	11/11/2010	NE	20.76	NA	NA	NA	408.04	
1Q11	428.80	1/13/2011	NE	23.84	NA	NA	NA	404.96	
3Q11	428.80	7/5/2011	NE	19.06	NA	NA	NA	409.74	*
	428.80	9/19/2011	NE	21.86	NA	NA	NA	406.94	
4Q11	428.80	10/5/2011	NE	21.36	NA	NA	NA	407.44	
PZ-1-101							Screened Interval Elevation: 354.52 - 344.52		
4Q11	445.52	10/5/2011	NE	37.83	NA	NA	NA	407.69	*
PZ-1-85							Screened Interval Elevation: 369.7 - 359.7		
4Q11	445.50	10/5/2011	NE	37.85	NA	NA	NA	407.65	*
PZ-2-70.5							Screened Interval Elevation: 382.65 - 372.65		
4Q11	443.15	10/5/2011	NE	35.74	NA	NA	NA	407.41	*
PZ-2-84							Screened Interval Elevation: 371.12 - 359.12		
4Q11	443.12	10/5/2011	NE	35.71	NA	NA	NA	407.41	*

NOTES:

1) The Corrected W.L. Elevations presented in this table were corrected by a specific gravity of 0.80 for the wells in which product was identified.
2) Elevations presented in this table are relative to the 1988 USGS datum.
3) NA = Not Applicable; NE = Not Encountered
4) * Indicates that the product and/or water level is above the top of the screened zone of the well.
5) Additional wells that are not currently included in the Interim Groundwater Monitoring Program are included on the table for information purposes only.

See last page of table for notes.

TABLE 2
SOIL VAPOR SCREENING CRITERIA

Chemical	Residential (mg/m^3)	Industrial/ Commercial (mg/m^3)
TO-15 Analytes		
Acetone	750,000	750,000
Benzene	0.37	2.8
Bromodichloromethane	450,000	450,000
Bromoform	11	52
Bromomethane	6.9	42
1,3-Butadiene		
2-Butanone	6,400	40,000
Carbon disulfide	780	5,300
Carbon tetrachloride	0.21	1.5
Chlorobenzene	69	420
Chlorodibromomethane	57,000	57,000
Chloroethane		
Chloroform	0.11	0.92
Chloromethane		
Allyl chloride (3-Chloropropene)		
alpha-Chlorotoluene		
Cyclohexane		
1,2-Dibromo-3-chloropropane (DBCP)	0.0012	0.0062
1,2-Dibromoethane	0.011	0.06
1,2-Dichlorobenzene	290	1,700
1,3-Dichlorobenzene		
1,4-Dichlorobenzene	1,200	6,800
1,1-Dichloroethane	690	4,200
1,2-Dichloroethane	0.099	0.81
1,1-Dichloroethene	240	1,600
cis-1,2-Dichloroethene	1,100,000	1,100,000
trans-1,2-Dichloroethene	85	510
Dichloromethane (Methylene chloride)	5.6	45
1,2-Dichloropropane	0.062	0.46
cis-1,3-Dichloropropene	0.9	6.2
trans-1,3-Dichloropropene	0.9	6.2
1,4-Dioxane	0.22	2.3
Ethanol		
Ethylbenzene	1,400	8,300
4-Ethyltoluene		
Freon 11		
Freon 12		
Freon 113		
Freon 114		
Heptachlor	0.0063	0.0032
Heptane		
Hexachlorobutadiene		
Hexane		
2-Hexanone (Methyl N-Butyl Ketone)		
Isopropylbenzene (Cumene)	600	3,500
4-Methyl-2-pentanone (Methyl Isobutyl Ketone)		
Methyl tert-Butyl Ether (MTBE)	3,400	23,000
n-Propylbenzene		
2-Propanol		
Styrene	1,400	8,500
Tetrachloroethene	0.55	4
1,1,2,2-Tetrachloroethane		
Tetrahydrofuran		
Toluene	6,200	40,000
1,2,4-Trichlorobenzene	11	50
Trichloroethene	1.5	12
1,1,1-Trichloroethane (Methyl chloroform)	6,600	41,000
1,1,2-Trichloroethane	170,000	170,000
Trichloroflouromethane	860	5,600
1,2,4-Trimethylbenzene		

See last page of table for notes.

TABLE 2
SOIL VAPOR SCREENING CRITERIA

Chemical	Residential (mg/m^3)	Industrial/ Commercial (mg/m^3)
TO-15 Analytes		
1,3,5-Trimethylbenzene		
2,2,4-Trimethylpentane		
Vinyl chloride	0.29	4.8
Xylenes (total)	140	840
m,p-Xylene	130	820
o-Xylenes	120	790

Note:
1. Screening criteria source: Illinois Pollution Control Board, Notice of Proposed Amendments - Tiered Approach to Corrective Action (TACO) Title 35 - Part 742. Table H: Tier 1 Indoor Inhalation Remediation Objectives for Residential and Industrial/Commercial Properties for the Diffusion and Advection Exposure Route, November 9, 2010.

TABLE 3 CUMULATIVE SUMMARY OF SOIL VAPOR ANALYTICAL DETECTIONS AND SCREENING RESULTS: VILLAGE - VOCS

				Acetone			Benzene			Bromodichloromethane			Bromoform			Bromomethane			1,3-Butadiene			Butane			2-Butanone			Carbon disulfide		
Screening Values (mg/m³)				750,000			0.37			450,000			11			6.9									6,400			780		
Location	Depth	Sample ID	Sample Date	Result (mg/m³)	Lab Qualifier	URS Qualifier	Result (mg/m³)	Lab Qualifier	URS Qualifier	Result (mg/m³)	Lab Qualifier	URS Qualifier	Result (mg/m³)	Lab Qualifier	URS Qualifier	Result (mg/m³)	Lab Qualifier	URS Qualifier	Result (mg/m³)	Lab Qualifier	URS Qualifier	Result (mg/m³)	Lab Qualifier	URS Qualifier	Result (mg/m³)	Lab Qualifier	URS Qualifier	Result (mg/m³)	Lab Qualifier	URS Qualifier
VMP-1	5 ft	VMP-1-5	11/2/2009	<1.1	U		<0.38	U		<0.8	U					<0.46	U		<0.26	U					<0.35	U		<0.37	U	
		VMP-1-5-082510	8/25/2010	0.068			0.044			<0.028	U					<0.016	U		<0.0094	U					0.0066	J		0.0035	J	
		VMP-1-5-111710	11/17/2010	0.019	J		0.0069	J		<0.034	U					<0.02	U		<0.011	U					<0.015	U		<0.016	U	
		VMP-1-5-020411	2/4/2011	0.42	J		0.14	J		<0.68	U					<0.39	U		<0.22	U					<0.3	U		<0.31	U	
		VMP-1-5-041211	4/12/2011	0.012	J		0.6			<0.0088	U					<0.0051	U		<0.0029	U		0.033			0.0018	J		0.004	J	
		VMP-1-5-080111	8/1/2011	<0.012	U		0.051			<0.0088	U					<0.0051	U		<0.0029	U		0.21			0.017			0.0086	J	
		VMP-1-5-110311	11/3/2011	110			<11	U		<23	U		<36	U		<14	U		<7.7	U		2000			3.1	J		<44	U	
	8.5 ft	VMP-1-8.5	11/2/2009	<1.6	U		<0.52	U		<1.1	U					<0.63	U		<0.36	U					<0.48	U		<0.51	U	
		VMP-1-8.5-082510	8/25/2010	0.054	J		0.0079	J		<0.086	U					<0.05	U		<0.028	U					<0.038	U		0.019	J	
		VMP-1-8.5-111710	11/17/2010	0.024			0.0035	J		<0.016	U					<0.0096	U		<0.0055	U					0.0048	J		<0.0077	U	
		VMP-1-8.5-111710-Dup	11/17/2010	0.016	J		0.0034	J		<0.016	U					<0.0096	U		<0.0055	U					0.0037	J		<0.0077	U	
		VMP-1-8.5-020411	2/4/2011	0.31	J		0.26	J		<1.3	U					<0.77	U		<0.44	U					<0.58	U		<0.62	U	
		VMP-1-8.5-041211	4/12/2011	0.011	J		0.31			<0.012	U					<0.0068	U		<0.0038	U		0.026			<0.02	U		0.0022	J	
		VMP-1-8.5-080111	8/1/2011	<6.8	U		<2.3	U		<4.8	U					<2.8	U		<1.6	U		840			<8.5	U		<2.2	U	
		VMP-1-8.5-080111-Dup	8/1/2011	<6.7	U		6.2			<4.7	U					<2.7	U		<1.6	U		780			<8.3	U		<2.2	U	
		VMP-1-8.5-110311	11/3/2011	240			<26	U		<54	U		<83	U		<31	U		<18	U		4800			<95	U		7.3	J	
	23.5 ft	VMP-1-23.5	11/2/2009	<3.8	U		<1.3	U		<2.6	U					<1.5	U		<0.88	U					<1.2	U		<1.2	U	
		VMP-1-23.5-083010	8/30/2010	<4.3	U		1.4			<3	U					<1.7	U		<0.99	U					<1.3	U		<1.4	U	
		VMP-1-23.5-111810	11/17/2010	0.011	J		0.0014	J		<0.0083	U					<0.0048	U		<0.0027	U					0.0012	J		<0.0038	U	
		VMP-1-23.5-020411	2/4/2011	3	J		<3.7	U		<7.8	U					<4.5	U		<2.6	U					<3.4	U		<3.6	U	
		VMP-1-23.5-041211	4/12/2011	9.8	J		<6.1	U		<13	U					<7.4	U		<4.2	U		1300			<22	U		5.1	J	
		VMP-1-23.5-041211-Dup	4/12/2011	8	J		<7.7	U		<16	U					<9.3	U		<5.3	U		1700			<28	U		4.2	J	
		VMP-1-23.5-080111	8/1/2011	<120	U		<41	U		<86	U					<50	U		<28	U		25000			<150	U		6.2	J	
		VMP-1-23.5-110611	11/6/2011	9.5	J		<9.7	U		<20	U		3.9	J		<12	U		<6.7	U		9400			6	J		7.6	J	
	38.5 ft	VMP-1-38.5	11/2/2009	<11	U		3.8			<7.5	U					<4.3	U		420						<3.3	U		<3.5	U	
VMP-2	5 ft	VMP-2-5	11/2/2009	<1.4	U		<0.46	U		<0.97	U					<0.56	U		<0.32	U					<0.43	U		<0.45	U	
		VMP-2-5-083110	8/31/2010	<4.3	U		0.89	J		<3	U					<1.7	U		<0.99	U					<1.3	U		<1.4	U	
		VMP-2-5-111610	11/16/2010	<6.3	U		<2.1	U		<4.4	U					<2.6	U		<1.5	U					<1.9	U		<2	U	
		VMP-2-5-020411	2/4/2011	0.45	J		<0.55	U		<1.2	U					<0.67	U		<0.38	U					<0.51	U		<0.54	U	
		VMP-2-5-041311	4/13/2011	0.012	J		0.33			<0.0093	U					<0.0054	U		<0.0031	U		0.1			<0.016	U		0.0038	J	
		VMP-2-5-080211	8/2/2011	<14	U		<4.6	U		<9.7	U					<5.6	U		<3.2	U		2200			<17	U		<4.5	U	
		VMP-2-5-110711	11/7/2011	0.02			0.0025	J		<0.0057	U		<0.0088	J	U	<0.0033	U		<0.0019	U		<0.0081	U		0.0051	J		<0.011	J	U
	8.5 ft	VMP-2-8.5	11/3/2009	<0.48	U		<0.16	U		<0.34	U					<0.2	U		<0.11	U					<0.15	U		<0.16	U	
		VMP-2-8.5-D	11/3/2009	<0.51	U		<0.17	U		<0.36	U					<0.21	U		<0.12	U					<0.16	U		<0.17	U	
		VMP-2-8.5-083110	8/31/2010	<4.4	U		1.4			<3.1	U					<1.8	U		<1	U					<1.4	U		<1.4	U	
		VMP-2-8.5-111610	11/16/2010	<12	U		<4	U		<8.4	U					<4.9	U		<2.8	U					<3.7	U		<3.9	U	
		VMP-2-8.5-020411	2/4/2011	0.56	J		<1.4	U		<2.9	U					<1.7	U		<0.95	U					<1.3	U		<1.3	U	
		VMP-2-8.5-041311	4/13/2011	<1.2	U		1.1			<0.88	U					0.24	J		<0.29	U		1.5			<1.6	U		0.36	J	
		VMP-2-8.5-080211	8/2/2011	12	J		<17	U		<36	U					<20	U		<12	U		4200			<62	U		8	J	
		VMP-2-8.5-110711	11/7/2011	<0.11	U		<0.036	U		<0.076	U		<0.12	U		<0.044	U		<0.025	U		<0.11	U		<0.13	U		<0.14	U	
	22 ft	VMP-2-22	11/3/2009	<2.7	U		<0.89	U		<1.9	U					<1.1	U		<0.62	U					<0.82	U		<0.87	U	
		VMP-2-22-083110	8/31/2010	<6.7	U		1.7	J		<4.7	U					<2.7	U		<1.6	U					<2.1	U		<2.2	U	
		VMP-2-22-111610	11/16/2010	<12	U		<4.2	U		<8.8	U					<5.1	U		<2.9	U					<3.9	U		<4.1	U	
		VMP-2-22-020411	2/4/2011	1.4	J		0.75	J		<4	U					<2.3	U		<1.3	U					<1.8	U		<1.8	U	
		VMP-2-22-041311	4/13/2011	<16	U		1	J		<12	U					<6.8	U		<3.9	U		410			<20	U		<22	U	
		VMP-2-22-080211	8/2/2011	<67	U		<22	U		<47	U					<27	U		<16	U		4900			<83	U		<22	U	
		VMP-2-22-110711	11/7/2011	29		J	0.24	J		<2.5	U		<3.9	U		<1.4	U		<0.83	U		230			0.37	J		<4.6	U	
	42 ft	VMP-2-42	11/3/2009	<52	U		84			<37	U					<21	U		<12	U					<16	U		<17	U	
VMP-3	5 ft	VMP-3-5	11/3/2009	<0.051	U		<0.017	U		<0.036	U					<0.021	U		<0.012	U					<0.016	U		<0.017	U	
		VMP-3-5-090910	9/9/2010	<13	U		7.8			<8.9	U					<5.2	U		<2.9	U					<3.9	U		<4.1	U	
		VMP-3-5-112210	11/22/2010	3.1	J		2.8	J		<9	U					<5.2	U		<3	U					<4	U		<4.2	U	
		VMP-3-5-020911	2/9/2011	<5.7	U		<1.9	U		<4	U					<2.3	U		<1.3	U					<1.8	U		<1.9	U	
		VMP-3-5-041411	4/14/2011	<62	U		<21	U		<44	U					<25	U		<14	U		9600			<77	U		<20	U	
		VMP-3-5-080211	8/2/2011	<0.015	U		0.15			<0.01	U					<0.006	U		<0.0034	U		0.1			0.018			0.007	J	
		VMP-3-5-110811	11/8/2011	0.025			0.00065	J		<0.0057	U		<0.0088	U		<0.0033	U		<0.0019	U		<0.0081	U		0.0046	J		<0.011	U	
		VMP-3-5-110811-Dup	11/8/2011	0.018			0.0006	J		<0.0059	U		<0.009	U		<0.0034	U		<0.0019	U		0.0091			0.0036	J		<0.011	U	
	10 ft	VMP-3-10	6/21/2010	<14	U		8.6			<10	U					<5.9	U		<3.4	U					<4.5	U		<4.7	U	
		VMP 3-10-091010	9/10/2010	8.9	J		14			<28	U					<16	U		<9.4	U					<12	U		<13	U	
		VMP-3-10-092010	9/20/2010	<29	U		9	J		<21	U					<12	U		<6.8	U					<9.1	U		<9.6	U	
		VMP-3-10-112210	11/22/2010	<12	U		18			<8.8	U					<5.1	U		<2.9	U					<3.9	U		<4.1	U	
		VMP-3-10-112210-Dup	11/22/2010	<17	U		15			<12	U					<7.1	U		<4.1	U					<5.4	U		<5.7	U	
		VMP-3-10-020811	2/8/2011	6.7	J		13			<13	U					<7.5	U		<4.3	U					<5.7	U		<6	U	
		VMP-3-10-041311	4/13/2011	<110	U		<36	U		<75	U					<44	U		<25	U		19000			<130	U		<35	U	
		VMP-3-10-080311	8/3/2011	<0.13	U		0.068			<0.095	U					<0.055	U		<0.031	U		26	E	J	<0.17	U		0.038	J	
		VMP-3-10-110811	11/8/2011	0.068		J	0.0011	J		<0.0078	U		<0.012	U		0.002	J		<0.0026	U		0.31			0.0056	J		0.013	J	
	22 ft	VMP-3-22	11/4/2009	<37	U		52			<26	U					<15	U		<8.6	U					<11	U		<12	U	
		VMP-3-22-092010	9/20/2010	<39	U		34			<27	U					<16	U		<9	U					<12	U		<13	U	
		VMP-3-22-112210	11/22/2010	<44	U		36			<31	U					<18	U		<10	U					<14	U		<14	U	
		VMP-3-22-020811	2/8/2011	14	J		26			<15	U					<8.9	U		<5.1	U					<6.8	U		<7.1	U	
		VMP-3-22-041511	4/15/2011	<120	U		26	J		<83	U					<48	U		<27	U		24000			<150	U		<39	U	
		VMP-3-22-080611	8/6/2011	0.075	J		0.22			<0.13	U					<0.077	U		<0.044	U		18			<0.23	U		<0.062	U	
		VMP-3-22-110811	11/8/2011	0.037		J	0.003			<0.0059	U		<0.009	U		<0.0034	U		<0.0019	U		0.13			0.0051	J		<0.011	U	
	31.5 ft	VMP-3-31.5	11/4/2009	<59	U		240			<42	U					<24	U		<14	U					<18	U		<19	U	
		VMP-3-31.5-090910	9/9/2010	<72	U		210			<51	U					<30	U		<17	U					<22	U		<24	U	
		VMP-3-31.5-112210	11/22/2010	<50	U		180			<36	U					<20	U		<12	U					<16	U		<16	U	
		VMP-3-31.5-020911	2/9/2011	<48	U		100			<34	U					<20	U		<11	U					<15	U		<16	U	
		VMP-3-31.5-041411	4/14/2011	<400	U		100	J		<280	U					<160	U		<92	U		68000			<490	U		<130	U	
		VMP-3-31.5-041411-Dup	4/14/2011	<400	U		89	J		<280	U					<160	U		<92	U		63000			<490	U		<130	U	
		VMP-3-31.5-080211	8/2/2011	<890	U		86	J		<630	U					<360	U		<210	U		98000			<1100	U		<290	U	
		VMP-3-31.5-080211-Dup	8/2/2011	<520	U		110	J		<370	U					<210	U		<120	U		91000			<650	U		<170	U	
		VMP-3-31.5-110811	11/8/2011	180		J	5.9	J		<15	U		<23	U		<8.5	U		<4.8	U		3300			5	J		13	J	
	39 ft	VMP-3-39	11/4/2009	<120	U		240			<83	U					<48	U		<27	U					<36	U		<38	U	

TABLE 3 CUMULATIVE SUMMARY OF SOIL VAPOR ANALYTICAL DETECTIONS AND SCREENING RESULTS: VILLAGE - VOCS

				Carbon tetrachloride			Chlorobenzene			Chlorodibromomethane			Chloroethane			Chloroform			Chloromethane			alpha-Chlorotoluene			Cyclohexane			1,2-Dibromoethane		
Screening Values (mg/m³)				0.21			69			47,000						0.11												0.011		
Location	Depth	Sample ID	Sample Date	Result (mg/m³)	Lab Qualifier	URS Qualifier	Result (mg/m³)	Lab Qualifier	URS Qualifier	Result (mg/m³)	Lab Qualifier	URS Qualifier	Result (mg/m³)	Lab Qualifier	URS Qualifier	Result (mg/m³)	Lab Qualifier	URS Qualifier	Result (mg/m³)	Lab Qualifier	URS Qualifier	Result (mg/m³)	Lab Qualifier	URS Qualifier	Result (mg/m³)	Lab Qualifier	URS Qualifier	Result (mg/m³)	Lab Qualifier	URS Qualifier
VMP-1	5 ft	VMP-1-5	11/2/2009	<0.75	U		<0.55	U		<1	U		<0.31	U		<0.58	U		<0.98	U		<0.62	U		18			<0.91	U	
		VMP-1-5-082510	8/25/2010	<0.027	U		<0.02	U		<0.036	U		<0.011	U		<0.021	U		<0.035	U		<0.022	U		0.02			<0.033	U	
		VMP-1-5-111710	11/17/2010	<0.032	U		<0.024	U		<0.044	U		<0.014	U		<0.025	U		<0.042	U		<0.027	U		0.14			<0.04	U	
		VMP-1-5-020411	2/4/2011	<0.64	U		<0.46	U		<0.86	U		<0.27	U		<0.49	U		<0.83	U		<0.52	U		8.1			<0.78	U	
		VMP-1-5-041211	4/12/2011	<0.0083	U		<0.0061	J	U	0.0023	J		<0.014	U		<0.0064	U		<0.011	U		<0.0068	U		0.21			<0.01	U	
		VMP-1-5-080111	8/1/2011	<0.0083	U		<0.0061	U		<0.011	U		<0.014	U		<0.0064	U		<0.011	U		<0.0068	U		0.0083			<0.01	U	
		VMP-1-5-110311	11/3/2011	<22	U		<16	U		<30	U		<37	U		<17	U		<29	U		<18	U		4.8	J		<27	U	
	8.5 ft	VMP-1-8.5	11/2/2009	<1	U		<0.75	U		<1.4	U		<0.43	U		<0.8	U		<1.4	U		<0.85	U		14			<1.2	U	
		VMP-1-8.5-082510	8/25/2010	<0.081	U		<0.059	U		<0.11	U		<0.034	U		<0.063	U		<0.11	U		<0.066	U		<0.044	U		<0.099	U	
		VMP-1-8.5-111710	11/17/2010	<0.016	U		<0.011	U		<0.021	U		<0.0065	U		<0.012	U		<0.02	U		<0.013	U		0.043			<0.019	U	
		VMP-1-8.5-111710-Dup	11/17/2010	<0.016	U		<0.011	U		<0.021	U		<0.0065	U		<0.012	U		<0.02	U		<0.013	U		0.034			<0.019	U	
		VMP-1-8.5-020411	2/4/2011	<1.2	U		<0.91	U		<1.7	U		<0.52	U		<0.97	U		<1.6	U		<1	U		9.2			<1.5	U	
		VMP-1-8.5-041211	4/12/2011	<0.011	U		<0.008	J	U	<0.015	U		<0.018	U		<0.0085	U		<0.014	U		<0.009	U		0.067			<0.013	U	
		VMP-1-8.5-080111	8/1/2011	<4.5	U		<3.3	U		<6.1	U		<7.6	U		<3.5	U		<5.9	U		<3.7	U		7.1			<5.5	U	
		VMP-1-8.5-080111-Dup	8/1/2011	<4.4	U		<3.2	U		<6	U		<7.4	U		<3.4	U		<5.8	U		<3.6	U		11			<5.4	U	
		VMP-1-8.5-110311	11/3/2011	<51	U		<37	U		<68	U		<85	U		<39	U		<66	U		<42	U		11	J		<62	U	
	23.5 ft	VMP-1-23.5	11/2/2009	<2.5	U		<1.8	U		<3.4	U		<1	U		<1.9	U		<3.3	U		<2	U		66			<3	U	
		VMP-1-23.5-083010	8/30/2010	<2.8	U		<2.1	U		<3.8	U		<1.2	U		<2.2	U		<3.7	U		<2.3	U		130			<3.4	U	
		VMP-1-23.5-111810	11/17/2010	0.0013	J		<0.0057	U		<0.01	U		<0.0032	U		0.00066	J		<0.01	U		<0.0064	U		0.0082			<0.0095	U	
		VMP-1-23.5-020411	2/4/2011	<7.3	U		<5.4	U		<9.9	U		<3.1	U		<5.7	U		<9.6	U		<6	U		150			<9	U	
		VMP-1-23.5-041211	4/12/2011	<12	U		<8.7	U		<16	U		4.4	J		<9.3	U		<16	U		<9.8	U		3.2	J		<15	U	
		VMP-1-23.5-041211-Dup	4/12/2011	<15	U		<11	U		<20	U		<25	U		<12	U		<20	U		<12	U		5.3	J		<18	U	
		VMP-1-23.5-080111	8/1/2011	<81	U		<59	U		<110	U		<140	U		<63	U		<110	U		<67	U		110			<99	U	
		VMP-1-23.5-110611	11/6/2011	<19	U		6.6	J		<26	U		<32	U		<15	U		<25	U		<16	U		38			<23	U	
	38.5 ft	VMP-1-38.5	11/2/2009	<7	U		<5.2	U		<9.5	U		<3	U		<5.5	U		<9.2	U		<5.8	U		380			<8.6	U	
VMP-2	5 ft	VMP-2-5	11/2/2009	<0.92	U		<0.67	U		<1.2	U		<0.38	U		<0.71	U		<1.2	U		<0.75	U		8			<1.1	U	
		VMP-2-5-083110	8/31/2010	<2.8	U		<2.1	U		<3.8	U		<1.2	U		<2.2	U		<3.7	U		<2.3	U		28			<3.4	U	
		VMP-2-5-111610	11/16/2010	<4.2	U		<3	U		<5.6	U		<1.7	U		<3.2	U		<5.4	U		<3.4	U		<2.3	U		<5.1	U	
		VMP-2-5-020411	2/4/2011	<1.1	U		<0.79	U		<1.5	U		<0.46	U		<0.84	U		<1.4	U		<0.89	U		4.9			<1.3	U	
		VMP-2-5-041311	4/13/2011	<0.0087	U		<0.0064	J	U	<0.012	U		<0.015	U		<0.0068	U		<0.011	U		<0.0072	U		0.044			<0.011	U	
		VMP-2-5-080211	8/2/2011	<9.1	U		<6.6	U		<12	U		<15	U		<7	U		<12	U		<7.5	U		35			<11	U	
		VMP-2-5-110711	11/7/2011	<0.0054	U		<0.0039	J	U	<0.0073	U		<0.009	U		<0.0042	U		<0.0071	U		<0.0044	U		<0.0029	U		<0.0066	U	
	8.5 ft	VMP-2-8.5	11/3/2009	<0.32	U		<0.23	U		<0.43	U		<0.13	U		<0.25	U		<0.42	U		<0.26	U		0.24			<0.39	U	
		VMP-2-8.5-D	11/3/2009	<0.34	U		<0.25	U		<0.46	U		<0.14	U		<0.26	U		<0.45	U		<0.28	U		0.29			<0.41	U	
		VMP-2-8.5-083110	8/31/2010	<2.9	U		<2.1	U		<3.9	U		<1.2	U		<2.2	U		<3.8	U		<2.4	U		57			<3.5	U	
		VMP-2-8.5-111610	11/16/2010	<7.9	U		<5.8	U		<11	U		<3.3	U		<6.2	U		<10	U		<6.5	U		<4.3	U		<9.7	U	
		VMP-2-8.5-020411	2/4/2011	<2.7	U		<2	U		<3.7	U		<1.1	U		<2.1	U		<3.6	U		<2.2	U		9.6			<3.3	U	
		VMP-2-8.5-041311	4/13/2011	0.12	J	J	0.098	J		<1.1	U		<1.4	U		0.11	J		<1.1	U		<0.68	U		0.14	J		<1	U	
		VMP-2-8.5-080211	8/2/2011	<33	U		<24	U		<45	U		<56	U		<26	U		<44	U		<27	U		52			<41	U	
		VMP-2-8.5-110711	11/7/2011	<0.072	U		<0.052	U		<0.097	U		<0.12	U		<0.056	U		<0.094	U		<0.059	U		<0.039	U		<0.088	U	
	22 ft	VMP-2-22	11/3/2009	<1.8	U		<1.3	U		<2.4	U		<0.74	U		<1.4	U		<2.3	U		<1.4	U		11			<2.2	U	
		VMP-2-22-083110	8/31/2010	<4.4	U		<3.2	U		<6	U		<1.9	U		<3.4	U		<5.8	U		<3.6	U		81			<5.4	U	
		VMP-2-22-111610	11/16/2010	<8.3	U		<6.1	U		<11	U		<3.5	U		<6.4	U		<11	U		<6.8	U		<4.5	U		<10	U	
		VMP-2-22-020411	2/4/2011	<3.7	U		<2.7	U		<5.1	U		<1.6	U		<2.9	U		<4.9	U		<3.1	U		29			<4.6	U	
		VMP-2-22-041311	4/13/2011	<11	U		0.89	J		<15	U		<18	U		<8.5	U		<14	U		<9	U		4.2	J		<13	U	
		VMP-2-22-080211	8/2/2011	<44	U		<32	U		<60	U		<74	U		<34	U		<58	U		<36	U		57			<54	U	
		VMP-2-22-110711	11/7/2011	<2.4	U		<1.7	U		<3.2	U		<3.9	U		<1.8	U		<3.1	U		<1.9	U		1.1	J		<2.9	U	
	42 ft	VMP-2-42	11/3/2009	<35	U		<25	U		<47	U		<14	U		<27	U		<45	U		<28	U		920			<42	U	
VMP-3	5 ft	VMP-3-5	11/3/2009	<0.034	U		<0.025	U		<0.046	U		<0.014	U		<0.026	U		<0.045	U		<0.028	U		0.23			<0.041	U	
		VMP-3-5-090910	9/9/2010	<8.4	U		<6.1	U		<11	U		<3.5	U		<6.5	U		<11	U		<6.9	U		210			<10	U	
		VMP-3-5-112210	11/22/2010	3.7	J		<6.2	U		<11	U		<3.5	U		<6.6	U		<11	U		<7	U		340			<10	U	
		VMP-3-5-020911	2/9/2011	<3.8	U		<2.8	U		<5.2	U		<1.6	U		<3	U		<5	U		<3.1	U		77			<4.6	U	
		VMP-3-5-041411	4/14/2011	<41	U		<30	U		<55	U		<69	U		<32	U		<54	U		<34	U		210			<50	U	
		VMP-3-5-080211	8/2/2011	<0.0098	U		<0.0072	U		<0.013	U		<0.016	U		<0.0076	U		<0.013	U		<0.008	U		0.0084			<0.012	U	
		VMP-3-5-110811	11/8/2011	<0.0054	U		<0.0039	U		<0.0073	U		<0.009	U		<0.0042	U		<0.0071	U		<0.0044	U		<0.0029	U		<0.0066	U	
		VMP-3-5-110811-Dup	11/8/2011	<0.0055	U		<0.004	U		<0.0074	U		<0.0092	U		<0.0043	U		<0.0072	U		<0.0045	U		<0.003	U		<0.0067	U	
	10 ft	VMP-3-10	6/21/2010	<9.5	U		<7	U		<13	U		<4	U		<7.4	U		<12	U		<7.8	U		1000			<12	U	
		VMP 3-10-091010	9/10/2010	<27	U		<20	U		<36	U		<11	U		<21	U		<35	U		<22	U		970			<33	U	
		VMP-3-10-092010	9/20/2010	<20	U		<14	U		<26	U		<8.2	U		<15	U		<26	U		<16	U		840			<24	U	
		VMP-3-10-112210	11/22/2010	<8.3	U		<6.1	U		<11	U		<3.5	U		<6.4	U		<11	U		<6.8	U		1300			<10	U	
		VMP-3-10-112210-Dup	11/22/2010	<12	U		<8.5	U		<16	U		<4.8	U		<9	U		<15	U		<9.5	U		1100			<14	U	
		VMP-3-10-020811	2/8/2011	<12	U		<8.9	U		<16	U		<5.1	U		<9.5	U		<16	U		<10	U		930			<15	U	
		VMP-3-10-041311	4/13/2011	<71	U		<52	U		<96	U		<120	U		<55	U		<93	U		<58	U		570			<86	U	
		VMP-3-10-080311	8/3/2011	<0.089	U		0.13			<0.12	U		<0.15	U		<0.069	U		<0.12	U		<0.074	U		3.6			<0.11	U	
		VMP-3-10-110811	11/8/2011	<0.0073	U		<0.0054	U		<0.0099	U		<0.012	U		0.018			<0.0096	U		<0.006	U		0.012			<0.009	U	
	22 ft	VMP-3-22	11/4/2009	<24	U		<18	U		<33	U		<10	U		<19	U		<32	U		<20	U		980			<30	U	
		VMP-3-22-092010	9/20/2010	<26	U		<19	U		<35	U		<11	U		<20	U		<34	U		<21	U		1100			<31	U	
		VMP-3-22-112210	11/22/2010	<29	U		<21	U		<40	U		<12	U		<23	U		<38	U		<24	U		1300			<36	U	
		VMP-3-22-020811	2/8/2011	<14	U		<10	U		<20	U		<6	U		<11	U		<19	U		<12	U		890			<18	U	
		VMP-3-22-041511	4/15/2011	<78	U		<57	U		<100	U		<130	U		<60	U		<100	U		<64	U		760			<95	U	
		VMP-3-22-080611	8/6/2011	<0.12	U		<0.091	U		<0.17	U		<0.21	U		<0.096	U		<0.16	U		<0.1	U		0.78			<0.15	U	
		VMP-3-22-110811	11/8/2011	<0.0055	U		<0.004	U		<0.0074	U		<0.0092	U		<0.0043	U		<0.0072	U		<0.0045	U		0.0038			<0.0067	U	
	31.5 ft	VMP-3-31.5	11/4/2009	<39	U		<28	U		<53	U		<16	U		<30	U		<51	U		<32	U		920			<48	U	
		VMP-3-31.5-090910	9/9/2010	<48	U		<35	U		<65	U		<20	U		<37	U		<63	U		<39	U		1100			<58	U	
		VMP-3-31.5-112210	11/22/2010	<33	U		<24	U		<45	U		<14	U		<26	U		<44	U		<27	U		1400			<41	U	
		VMP-3-31.5-020911	2/9/2011	<32	U		<23	U		<43	U		<13	U		<25	U		<42	U		<26	U		1000			<39	U	
		VMP-3-31.5-041411	4/14/2011	<260	U		<190	U		<350	U		<440	U		<200	U		<340	U		<220	U		910			<320	U	
		VMP-3-31.5-041411-Dup	4/14/2011	<260	U		<190	U		<350	U		<440	U		<200	U		<340	U		<220	U		830			<320	U	
		VMP-3-31.5-080211	8/2/2011	<590	U		<430	U		<800	U		<990	U		<460	U		<780	U		<490	U		1000			<720	U	
		VMP-3-31.5-080211-Dup	8/2/2011	<350	U		<250	U		<470	U		<580	U		<270	U		<450	U		<280	U		1400			<420	U	
		VMP-3-31.5-110811	11/8/2011	<14	U		<10	U		<19	U		<23	U		<11	U		<18	U		<11	U		49			<17	U	
	39 ft	VMP-3-39	11/4/2009	<78	U		<57	U		<100	U		<32	U		<60	U		<100	U		<64	U		790			<95	U	

TABLE 3 CUMULATIVE SUMMARY OF SOIL VAPOR ANALYTICAL DETECTIONS AND SCREENING RESULTS: VILLAGE - VOCS

				1,2-Dichlorobenzene			1,3-Dichlorobenzene			1,4-Dichlorobenzene			1,1-Dichloroethane			1,2-Dichloroethane			1,1-Dichloroethene			cis-1,2-Dichloroethene			Dichlorodifluoromethane		
Screening Values (mg/m³)				290						1,200			690			0.099			240			1,100,000					
Location	Depth	Sample ID	Sample Date	Result (mg/m³)	Lab Qualifier	URS Qualifier	Result (mg/m³)	Lab Qualifier	URS Qualifier	Result (mg/m³)	Lab Qualifier	URS Qualifier	Result (mg/m³)	Lab Qualifier	URS Qualifier	Result (mg/m³)	Lab Qualifier	URS Qualifier	Result (mg/m³)	Lab Qualifier	URS Qualifier	Result (mg/m³)	Lab Qualifier	URS Qualifier	Result (mg/m³)	Lab Qualifier	URS Qualifier
VMP-1	5 ft	VMP-1-5	11/2/2009	<0.72	U		<0.72	U		<0.72	U		<0.48	U		<0.48	U		<0.47	U		<0.47	U		<0.59	U	
		VMP-1-5-082510	8/25/2010	<0.026	U		<0.026	U		<0.026	U		<0.017	U		<0.017	U		<0.017	U		<0.017	U		0.0028	J	
		VMP-1-5-111710	11/17/2010	<0.031	U		<0.031	U		<0.031	U		<0.021	U		<0.021	U		<0.02	U		<0.02	U		<0.025	U	
		VMP-1-5-020411	2/4/2011	<0.61	U		<0.61	U		<0.61	U		<0.41	U		<0.41	U		<0.4	U		<0.4	U		<0.5	U	
		VMP-1-5-041211	4/12/2011	<0.0079	U		<0.0079	U		<0.0079	J	U	<0.0053	U		<0.0053	U		<0.0052	U		<0.0052	U		0.002	J	
		VMP-1-5-080111	8/1/2011	<0.0079	U		0.0014	J		0.0024	J		<0.0053	U		<0.0053	U		<0.0052	U		<0.0052	U		0.0023	J	
		VMP-1-5-110311	11/3/2011	<21	U		<21	U		<21	U		<14	U		<14	U		<14	U		<14	U		<17	U	
	8.5 ft	VMP-1-8.5	11/2/2009	<0.98	U		<0.98	U		<0.98	U		<0.66	U		<0.66	U		<0.65	U		<0.65	U		<0.81	U	
		VMP-1-8.5-082510	8/25/2010	<0.077	U		<0.077	U		<0.077	U		<0.052	U		<0.052	U		<0.051	U		<0.051	U		<0.064	U	
		VMP-1-8.5-111710	11/17/2010	<0.015	U		<0.015	U		<0.015	U		<0.01	U		<0.01	U		<0.0098	U		<0.0098	U		0.0023	J	
		VMP-1-8.5-111710-Dup	11/17/2010	<0.015	U		<0.015	U		<0.015	U		<0.01	U		<0.01	U		<0.0098	U		<0.0098	U		0.0024	J	
		VMP-1-8.5-020411	2/4/2011	<1.2	U		<1.2	U		<1.2	U		<0.8	U		<0.8	U		<0.79	U		<0.79	U		<0.98	U	
		VMP-1-8.5-041211	4/12/2011	<0.01	U		<0.01	U		<0.01	J	U	<0.007	U		0.0012	J		<0.0069	U		<0.0069	U		0.002	J	
		VMP-1-8.5-080111	8/1/2011	<4.3	U		<4.3	U		<4.3	U		<2.9	U		<2.9	U		<2.8	U		<2.8	U		<3.6	U	
		VMP-1-8.5-080111-Dup	8/1/2011	<4.2	U		<4.2	U		<4.2	U		<2.8	U		<2.8	U		<2.8	U		<2.8	U		<3.5	U	
		VMP-1-8.5-110311	11/3/2011	<48	U		<48	U		<48	U		<32	U		<32	U		<32	U		<32	U		<40	U	
	23.5 ft	VMP-1-23.5	11/2/2009	<2.4	U		<2.4	U		<2.4	U		<1.6	U		<1.6	U		<1.6	U		<1.6	U		<2	U	
		VMP-1-23.5-083010	8/30/2010	<2.7	U		<2.7	U		<2.7	U		<1.8	U		<1.8	U		<1.8	U		<1.8	U		<2.2	U	
		VMP-1-23.5-111810	11/17/2010	<0.0074	U		<0.0074	U		<0.0074	U		<0.005	U		<0.005	U		<0.0049	U		<0.0049	U		0.0023	J	
		VMP-1-23.5-020411	2/4/2011	<7	U		<7	U		<7	U		<4.7	U		<4.7	U		<4.6	U		<4.6	U		<5.8	U	
		VMP-1-23.5-041211	4/12/2011	<11	U		<11	U		<11	U		<7.7	U		<7.7	U		<7.5	U		<7.5	U		<9.4	U	
		VMP-1-23.5-041211-Dup	4/12/2011	<14	U		<14	U		<14	U		<9.7	U		<9.7	U		<9.5	U		<9.5	U		<12	U	
		VMP-1-23.5-080111	8/1/2011	<78	U		<78	U		<78	U		<52	U		<52	U		<51	U		<51	U		<64	U	
		VMP-1-23.5-110611	11/6/2011	<18	U		<18	U		<18	U		<12	U		<12	U		<12	U		<12	U		<15	U	
	38.5 ft	VMP-1-38.5	11/2/2009	<6.7	U		<6.7	U		<6.7	U		<4.5	U		<4.5	U		<4.4	U		<4.4	U		<5.5	U	
VMP-2	5 ft	VMP-2-5	11/2/2009	<0.87	U		<0.87	U		<0.87	U		<0.59	U		<0.59	U		<0.58	U		<0.58	U		<0.72	U	
		VMP-2-5-083110	8/31/2010	<2.7	U		<2.7	U		<2.7	U		<1.8	U		<1.8	U		<1.8	U		<1.8	U		<2.2	U	
		VMP-2-5-111610	11/16/2010	<4	U		<4	U		<4	U		<2.7	U		<2.7	U		<2.6	U		<2.6	U		<3.3	U	
		VMP-2-5-020411	2/4/2011	<1	U		<1	U		<1	U		<0.7	U		<0.7	U		<0.68	U		<0.68	U		<0.85	U	
		VMP-2-5-041311	4/13/2011	<0.0084	U		<0.0084	U		<0.0084	J	U	<0.0056	U		<0.0056	U		<0.0055	U		<0.0055	U		0.0022	J	
		VMP-2-5-080211	8/2/2011	<8.7	U		<8.7	U		<8.7	U		<5.8	U		<5.8	U		<5.7	U		<5.7	U		<7.1	U	
		VMP-2-5-110711	11/7/2011	<0.0051	U		<0.0051	U		<0.0051	U		<0.0035	U		<0.0035	U		<0.0034	U		<0.0034	U		0.0031	J	
	8.5 ft	VMP-2-8.5	11/3/2009	<0.31	U		<0.31	U		<0.31	U		<0.21	U		<0.21	U		<0.2	U		<0.2	U		<0.25	U	
		VMP-2-8.5-D	11/3/2009	<0.32	U		<0.32	U		<0.32	U		<0.22	U		<0.22	U		<0.21	U		<0.21	U		<0.27	U	
		VMP-2-8.5-083110	8/31/2010	<2.8	U		<2.8	U		<2.8	U		<1.9	U		<1.9	U		<1.8	U		<1.8	U		<2.3	U	
		VMP-2-8.5-111610	11/16/2010	<7.6	U		<7.6	U		<7.6	U		<5.1	U		<5.1	U		<5	U		<5	U		<6.2	U	
		VMP-2-8.5-020411	2/4/2011	<2.6	U		<2.6	U		<2.6	U		<1.7	U		<1.7	U		<1.7	U		<1.7	U		<2.1	U	
		VMP-2-8.5-041311	4/13/2011	<0.79	U		<0.79	U		<0.79	U		<0.53	U		0.1	J		0.076	J		<0.52	U		<0.65	U	
		VMP-2-8.5-080211	8/2/2011	<32	U		<32	U		<32	U		<21	U		<21	U		<21	U		<21	U		<26	U	
		VMP-2-8.5-110711	11/7/2011	<0.068	U		<0.068	U		<0.068	U		<0.046	U		<0.046	U		<0.045	U		<0.045	U		<0.056	U	
	22 ft	VMP-2-22	11/3/2009	<1.7	U		<1.7	U		<1.7	U		<1.1	U		<1.1	U		<1.1	U		<1.1	U		<1.4	U	
		VMP-2-22-083110	8/31/2010	<4.2	U		<4.2	U		<4.2	U		<2.8	U		<2.8	U		<2.8	U		<2.8	U		<3.5	U	
		VMP-2-22-111610	11/16/2010	<7.9	U		<7.9	U		<7.9	U		<5.3	U		<5.3	U		<5.2	U		<5.2	U		<6.5	U	
		VMP-2-22-020411	2/4/2011	<3.6	U		<3.6	U		<3.6	U		<2.4	U		<2.4	U		<2.4	U		<2.4	U		<2.9	U	
		VMP-2-22-041311	4/13/2011	<10	U		<10	U		<10	U		<7.1	U		<7.1	U		<6.9	U		<6.9	U		<8.6	U	
		VMP-2-22-080211	8/2/2011	<42	U		<42	U		<42	U		<28	U		<28	U		<28	U		<28	U		<35	U	
		VMP-2-22-110711	11/7/2011	<2.2	U		<2.2	U		<2.2	U		<1.5	U		0.42	J		<1.5	U		<1.5	U		<1.8	U	UJ
	42 ft	VMP-2-42	11/3/2009	<33	U		<33	U		<33	U		<22	U		<22	U		<22	U		<22	U		<27	U	
VMP-3	5 ft	VMP-3-5	11/3/2009	<0.032	U		<0.032	U		<0.032	U		<0.022	U		<0.022	U		<0.021	U		<0.021	U		<0.027	U	
		VMP-3-5-090910	9/9/2010	<8	U		<8	U		<8	U		<5.4	U		<5.4	U		<5.3	U		<5.3	U		<6.6	U	
		VMP-3-5-112210	11/22/2010	<8.1	U		<8.1	U		<8.1	U		<5.4	U		<5.4	U		<5.3	U		<5.3	U		<6.6	U	
		VMP-3-5-020911	2/9/2011	<3.6	U		<3.6	U		<3.6	U		<2.4	U		<2.4	U		<2.4	U		<2.4	U		<3	U	
		VMP-3-5-041411	4/14/2011	<39	U		<39	U		<39	U		<26	U		<26	U		<26	U		<26	U		<32	U	
		VMP-3-5-080211	8/2/2011	<0.0093	U		<0.0093	U		<0.0093	U		<0.0063	U		<0.0063	U		<0.0062	U		<0.0062	U		<0.0077	U	
		VMP-3-5-110811	11/8/2011	<0.0051	U		<0.0051	U		<0.0051	U		<0.0035	U		<0.0035	U		<0.0034	U		<0.0034	U		0.0019	J	
		VMP-3-5-110811-Dup	11/8/2011	<0.0053	U		<0.0053	U		<0.0053	U		<0.0035	U		<0.0035	U		<0.0035	U		<0.0035	U		0.002	J	
	10 ft	VMP-3-10	6/21/2010	<9.1	U		<9.1	U		<9.1	U		<6.1	U		<6.1	U		<6	U		<6	U		<7.5	U	
		VMP 3-10-091010	9/10/2010	<26	U		<26	U		<26	U		<17	U		<17	U		<17	U		<17	U		<21	U	
		VMP-3-10-092010	9/20/2010	<19	U		<19	U		<19	U		<12	U		<12	U		<12	U		<12	U		<15	U	
		VMP-3-10-112210	11/22/2010	<7.9	U		<7.9	U		<7.9	U		<5.3	U		<5.3	U		<5.2	U		<5.2	U		<6.5	U	
		VMP-3-10-112210-Dup	11/22/2010	<11	U		<11	U		<11	U		<7.4	U		<7.4	U		<7.3	U		<7.3	U		<9.1	U	
		VMP-3-10-020811	2/8/2011	<12	U		<12	U		<12	U		<7.8	U		<7.8	U		<7.7	U		<7.7	U		<9.6	U	
		VMP-3-10-041311	4/13/2011	<68	U		<68	U		<68	U		<46	U		<46	U		<45	U		<45	U		<56	U	
		VMP-3-10-080311	8/3/2011	<0.085	U		<0.085	U		<0.085	U		<0.057	U		<0.057	U		<0.056	U		<0.056	U		<0.07	U	
		VMP-3-10-110811	11/8/2011	<0.007	U		<0.007	U		<0.007	U		<0.0047	U		<0.0047	U		<0.0046	U		<0.0046	U		0.0022	J	J
	22 ft	VMP-3-22	11/4/2009	<23	U		<23	U		<23	U		<16	U		<16	U		<15	U		<15	U		<19	U	
		VMP-3-22-092010	9/20/2010	<24	U		<24	U		<24	U		<16	U		<16	U		<16	U		<16	U		<20	U	
		VMP-3-22-112210	11/22/2010	<28	U		<28	U		<28	U		<19	U		<19	U		<18	U		<18	U		<23	U	
		VMP-3-22-020811	2/8/2011	<14	U		<14	U		<14	U		<9.3	U		<9.3	U		<9.1	U		<9.1	U		<11	U	
		VMP-3-22-041511	4/15/2011	<74	U		<74	U		<74	U		<50	U		<50	U		<49	U		<49	U		<61	U	
		VMP-3-22-080611	8/6/2011	<0.12	U		<0.12	U		<0.12	U		<0.08	U		<0.08	U		<0.078	U		<0.078	U		<0.098	U	
		VMP-3-22-110811	11/8/2011	<0.0053	U		<0.0053	U		<0.0053	U		<0.0035	U		<0.0035	U		<0.0035	U		<0.0035	U		0.0019	J	
	31.5 ft	VMP-3-31.5	11/4/2009	<37	U		<37	U		<37	U		<25	U		<25	U		<24	U		<24	U		<31	U	
		VMP-3-31.5-090910	9/9/2010	<46	U		<46	U		<46	U		<31	U		<31	U		<30	U		<30	U		<38	U	
		VMP-3-31.5-112210	11/22/2010	<32	U		<32	U		<32	U		<21	U		<21	U		<21	U		<21	U		<26	U	
		VMP-3-31.5-020911	2/9/2011	<30	U		<30	U		<30	U		<20	U		<20	U		<20	U		<20	U		<25	U	
		VMP-3-31.5-041411	4/14/2011	<250	U		<250	U		<250	U		<170	U		<170	U		<160	U		<160	U		<200	U	
		VMP-3-31.5-041411-Dup	4/14/2011	<250	U		<250	U		<250	U		<170	U		<170	U		<160	U		<160	U		<200	U	
		VMP-3-31.5-080211	8/2/2011	<560	U		<560	U		<560	U		<380	U		<380	U		<370	U		<370	U		<460	U	
		VMP-3-31.5-080211-Dup	8/2/2011	<330	U		<330	U		<330	U		<220	U		<220	U		<220	U		<220	U		<270	U	
		VMP-3-31.5-110811	11/8/2011	<13	U		<13	U		<13	U		<8.9	U		6.9	J		<8.7	U		<8.7	U		<11	U	
	39 ft	VMP-3-39	11/4/2009	<74	U		<74	U		<74	U		<50	U		<50	U		<49	U		<49	U		<61	U	

TABLE 3 CUMULATIVE SUMMARY OF SOIL VAPOR ANALYTICAL DETECTIONS AND SCREENING RESULTS: VILLAGE - VOCS

				Dichloromethane (Methylene chloride)			1,2-Dichloropropane			trans-1,3-Dichloropropene			1,4-Dioxane			Ethanol			Ethylbenzene			4-Ethyltoluene			Freon 113		
Screening Values (mg/m³)				5.6			0.062			0.9			0.22						1,400								
Location	Depth	Sample ID	Sample Date	Result (mg/m³)	Lab Qualifier	URS Qualifier	Result (mg/m³)	Lab Qualifier	URS Qualifier	Result (mg/m³)	Lab Qualifier	URS Qualifier	Result (mg/m³)	Lab Qualifier	URS Qualifier	Result (mg/m³)	Lab Qualifier	URS Qualifier	Result (mg/m³)	Lab Qualifier	URS Qualifier	Result (mg/m³)	Lab Qualifier	URS Qualifier	Result (mg/m³)	Lab Qualifier	URS Qualifier
VMP-1	5 ft	VMP-1-5	11/2/2009	<0.41	U		<0.55	U		<0.54	U		<1.7	U		<0.9	U		<0.52	U		<0.58	U		<0.91	U	
		VMP-1-5-082510	8/25/2010	<0.015	U		<0.02	U		<0.019	U		0.015	J		0.03	J		<0.018	U		<0.021	U		<0.032	U	
		VMP-1-5-111710	11/17/2010	<0.018	U		<0.024	U		<0.023	U		<0.074	U		0.0087	J		0.0052	J		<0.025	U		<0.039	U	
		VMP-1-5-020411	2/4/2011	<0.35	U		<0.47	U		<0.46	U		<1.4	U		<0.76	U		<0.44	U		<0.5	U		<0.77	U	
		VMP-1-5-041211	4/12/2011	0.0012	J		<0.0061	U		<0.006	U		<0.019	U		<0.0099	U		0.017			0.0018	J		<0.01	U	
		VMP-1-5-080111	8/1/2011	0.0098			<0.0061	U		<0.006	U		<0.019	U		0.078			0.0026	J		0.0026	J		<0.01	U	
		VMP-1-5-110311	11/3/2011	2.9	J		<16	U		<16	U		<50	U		<26	U		<15	U		<17	U		<27	U	
	8.5 ft	VMP-1-8.5	11/2/2009	<0.57	U		<0.76	U		<0.74	U		<2.4	U		<1.2	U		<0.71	U		<0.8	U		<1.2	U	
		VMP-1-8.5-082510	8/25/2010	<0.045	U		<0.059	U		<0.058	U		<0.18	U		<0.097	U		<0.056	U		<0.063	U		<0.098	U	
		VMP-1-8.5-111710	11/17/2010	<0.0086	U		<0.011	U		<0.011	U		<0.036	U		0.011	J		0.0048	J		<0.012	U		<0.019	U	
		VMP-1-8.5-111710-Dup	11/17/2010	<0.0086	U		<0.011	U		<0.011	U		<0.036	U		0.009	J		0.0031	J		<0.012	U		<0.019	U	
		VMP-1-8.5-020411	2/4/2011	<0.69	U		<0.92	U		<0.9	U		<2.9	U		2.1			<0.86	U		<0.98	U		<1.5	U	
		VMP-1-8.5-041211	4/12/2011	<0.006	U		<0.008	U		<0.0079	U		<0.025	U		<0.013	J	U	0.01			0.0023	J		<0.013	U	
		VMP-1-8.5-080111	8/1/2011	<2.5	U		<3.3	U		<3.3	U		<10	U		<5.4	U		<3.1	U		<3.5	U		<5.5	U	
		VMP-1-8.5-080111-Dup	8/1/2011	<2.4	U		<3.2	U		<3.2	U		<10	U		<5.3	U		<3.1	U		<3.5	U		<5.4	U	
		VMP-1-8.5-110311	11/3/2011	<28	U		<37	U		<36	U		<120	U		<61	U		<35	U		<40	U		<62	U	
	23.5 ft	VMP-1-23.5	11/2/2009	<1.4	U		<1.8	U		<1.8	U		<5.7	U		<3	U		<1.7	U		<1.9	U		<3	U	
		VMP-1-23.5-083010	8/30/2010	<1.6	U		<2.1	U		<2	U		<6.5	U		<3.4	U		<1.9	U		<2.2	U		<3.4	U	
		VMP-1-23.5-111810	11/17/2010	0.00074	J		0.0014	J		<0.0056	U		<0.018	U		0.0087	J		0.0015	J		<0.0061	U		<0.0095	U	
		VMP-1-23.5-020411	2/4/2011	<4	U		<5.4	U		<5.3	U		<17	U		<8.8	U		<5	U		<5.7	U		<8.9	U	
		VMP-1-23.5-041211	4/12/2011	2.6	J		<8.8	U		<8.6	U		<27	U		4.9	J		0.93	J		<9.3	U		<14	U	
		VMP-1-23.5-041211-Dup	4/12/2011	1.5	J		<11	U		<11	U		<34	U		<18	U		1.3	J		<12	U		<18	U	
		VMP-1-23.5-080111	8/1/2011	<45	U		<60	U		<58	U		<180	U		<97	U		<56	U		<63	U		<99	U	
		VMP-1-23.5-110611	11/6/2011	3	J		<14	U		<14	U		<44	U		<23	U		<13	U		<15	U		<23	U	
	38.5 ft	VMP-1-38.5	11/2/2009	<3.9	U		<5.2	U		<5.1	U		<16	U		<8.4	U		<4.9	U		<5.5	U		<8.6	U	
VMP-2	5 ft	VMP-2-5	11/2/2009	<0.5	U		<0.67	U		<0.66	U		<2.1	U		<1.1	U		<0.63	U		<0.72	U		<1.1	U	
		VMP-2-5-083110	8/31/2010	<1.6	U		<2.1	U		<2	U		<6.5	U		<3.4	U		<1.9	U		<2.2	U		<3.4	U	
		VMP-2-5-111610	11/16/2010	<2.3	U		<3	U		<3	U		<9.5	U		<5	U		<2.9	U		<3.2	U		<5	U	
		VMP-2-5-020411	2/4/2011	<0.6	U		<0.8	U		<0.78	U		<2.5	U		<1.3	U		<0.75	U		<0.85	U		<1.3	U	
		VMP-2-5-041311	4/13/2011	0.00083	J		<0.0064	U		<0.0063	U		<0.02	U		0.0071	J		0.0096			0.0011	J		<0.011	U	
		VMP-2-5-080211	8/2/2011	<5	U		<6.7	U		<6.6	U		<21	U		<11	U		<6.3	U		<7.1	U		<11	U	
		VMP-2-5-110711	11/7/2011	0.0012	J		0.0005	J		<0.0039	U		<0.012	U		0.036			0.00091	J		0.0012	J		<0.0066	U	
	8.5 ft	VMP-2-8.5	11/3/2009	<0.18	U	UJ	<0.24	U		<0.23	U		<0.74	U		<0.38	U		<0.22	U		<0.25	U		<0.39	U	
		VMP-2-8.5-D	11/3/2009	<0.19	U	UJ	<0.25	U		<0.24	U		<0.78	U		<0.41	U		<0.23	U		<0.26	U		<0.41	U	
		VMP-2-8.5-083110	8/31/2010	<1.6	U		<2.1	U		<2.1	U		<6.6	U		<3.5	U		<2	U		<2.3	U		<3.5	U	
		VMP-2-8.5-111610	11/16/2010	<4.4	U		<5.8	U		<5.7	U		<18	U		<9.5	U		<5.5	U		<6.2	U		<9.6	U	
		VMP-2-8.5-020411	2/4/2011	<1.5	U		<2	U		<2	U		<6.2	U		<3.2	U		<1.9	U		<2.1	U		<3.3	U	
		VMP-2-8.5-041311	4/13/2011	<0.46	U		<0.61	U		<0.6	U		<1.9	U		<0.99	U		<0.57	U		<0.65	U		<1	U	
		VMP-2-8.5-080211	8/2/2011	<18	U		<24	U		<24	U		<76	U		<40	U		<23	U		<26	U		<41	U	
		VMP-2-8.5-110711	11/7/2011	<0.04	U		<0.053	U		<0.052	U		<0.16	U		0.035	J		<0.049	U		<0.056	U		<0.087	U	
	22 ft	VMP-2-22	11/3/2009	<0.97	U		<1.3	U		<1.3	U		<4	U		<2.1	U		<1.2	U		<1.4	U		<2.1	U	
		VMP-2-22-083110	8/31/2010	<2.4	U		<3.2	U		<3.2	U		<10	U		<5.3	U		<3.1	U		<3.5	U		<5.4	U	
		VMP-2-22-111610	11/16/2010	<4.6	U		<6.1	U		<6	U		<19	U		<9.9	U		<5.7	U		<6.5	U		<10	U	
		VMP-2-22-020411	2/4/2011	<2.1	U		<2.7	U		<2.7	U		<8.6	U		<4.5	U		<2.6	U		<2.9	U		<4.6	U	
		VMP-2-22-041311	4/13/2011	<6.1	U		<8.1	U		<7.9	U		<25	U		<13	U		<7.6	U		<8.6	U		<13	U	
		VMP-2-22-080211	8/2/2011	<24	U		<32	U		<32	U		<100	U		<53	U		<31	U		<35	U		<54	U	
		VMP-2-22-110711	11/7/2011	<1.3	U		<1.7	U		<1.7	U		<5.4	U		0.68	J		<1.6	U		<1.8	U		<2.9	U	
	42 ft	VMP-2-42	11/3/2009	<19	U		<25	U		<25	U		<79	U		<41	U	UJ	130			<27	U		<42	U	
VMP-3	5 ft	VMP-3-5	11/3/2009	<0.019	U	UJ	<0.025	U		<0.024	U		<0.078	U		<0.041	U		0.065			0.035			<0.041	U	
		VMP-3-5-090910	9/9/2010	<4.6	U		<6.1	U		<6	U		<19	U		<10	U		<5.8	U		<6.5	U		<10	U	
		VMP-3-5-112210	11/22/2010	14			<6.2	U		<6.1	U		<19	U		<10	U		<5.8	U		<6.6	U		<10	U	
		VMP-3-5-020911	2/9/2011	<2.1	U		<2.8	U		<2.7	U		<8.7	U		<4.6	U		<2.6	U		<3	U		<4.6	U	
		VMP-3-5-041411	4/14/2011	<22	U		<30	U		<30	U		<94	U		<49	U		<28	U		<32	U		<50	U	
		VMP-3-5-080211	8/2/2011	0.0018	J		<0.0072	U		<0.007	U		<0.022	U		0.18			0.0028	J		0.0019	J		<0.012	U	
		VMP-3-5-110811	11/8/2011	0.003			<0.004	U		<0.0039	U		<0.012	U		0.014			<0.0037	U		0.00043	J		<0.0066	U	
		VMP-3-5-110811-Dup	11/8/2011	0.001	J		<0.004	U		<0.004	U		<0.013	U		0.016			<0.0038	U		0.00045	J		<0.0067	U	
	10 ft	VMP-3-10	6/21/2010	<5.3	U		<7	U		<6.9	U		<22	U		<11	U		<6.6	U		3.1	J		<12	U	
		VMP 3-10-091010	9/10/2010	<15	U		<20	U		<19	U		<61	U		<32	U		<18	U		<21	U		<32	U	
		VMP-3-10-092010	9/20/2010	<11	U		<14	U		<14	U		<45	U		<23	U		<13	U		<15	U		<24	U	
		VMP-3-10-112210	11/22/2010	<4.6	U		<6.1	U		<6	U		<19	U		<9.9	U		<5.7	U		<6.5	U		<10	U	
		VMP-3-10-112210-Dup	11/22/2010	<6.4	U		<8.5	U		<8.4	U		<26	U		<14	U		<8	U		<9	U		<14	U	
		VMP-3-10-020811	2/8/2011	<6.7	U		<9	U		<8.8	U		<28	U		<15	U		<8.4	U		<9.5	U		<15	U	
		VMP-3-10-041311	4/13/2011	<39	U		<52	U		<51	U		<160	U		<85	U		<49	U		<55	U		<86	U	
		VMP-3-10-080311	8/3/2011	<0.049	U		<0.066	U		<0.064	U		<0.2	U		0.1	J		<0.062	U		<0.07	U		<0.11	U	
		VMP-3-10-110811	11/8/2011	<0.004	J	U	<0.0054	U		<0.0053	U		<0.017	U		0.01			<0.005	U		<0.0057	U		<0.0089	U	
	22 ft	VMP-3-22	11/4/2009	<13	U		<18	U		<18	U		<56	U		<29	U	UJ	<17	U		<19	U		<30	U	
		VMP-3-22-092010	9/20/2010	<14	U		<19	U		<18	U		<58	U		<31	U		9.4	J		7.7	J		<31	U	
		VMP-3-22-112210	11/22/2010	19			<22	U		<21	U		<67	U		<35	U		<20	U		<23	U		<36	U	
		VMP-3-22-020811	2/8/2011	<8	U		<10	U		<10	U		<33	U		<17	U		3.6	J		<11	U		<18	U	
		VMP-3-22-041511	4/15/2011	<43	U	UJ	<57	U		<56	U		<180	U		<93	U		<54	U		<61	U		<95	U	
		VMP-3-22-080611	8/6/2011	<0.069	U		<0.091	U		<0.09	U		<0.28	U		0.16			0.025	J		<0.097	U		<0.15	U	
		VMP-3-22-110811	11/8/2011	0.0021	J		<0.004	U		<0.004	U		<0.013	U		0.12			<0.0038	U		<0.0043	J	U	<0.0067	U	
	31.5 ft	VMP-3-31.5	11/4/2009	<22	U		<29	U		<28	U		<89	U		<47	U		78			<30	U		<48	U	
		VMP-3-31.5-090910	9/9/2010	<26	U		<35	U		<34	U		<110	U		<57	U		57			53			<58	U	
		VMP-3-31.5-112210	11/22/2010	<18	U		<24	U		<24	U		<76	U		<40	U		50			17	J		<41	U	
		VMP-3-31.5-020911	2/9/2011	<18	U		<23	U		<23	U		<73	U		<38	U		33			<25	U		<39	U	
		VMP-3-31.5-041411	4/14/2011	<140	U		<190	U		<190	U		<600	U		<310	U		<180	U		<200	U		<320	U	
		VMP-3-31.5-041411-Dup	4/14/2011	<140	U		<190	U		<190	U		<600	U		<310	U		<180	U		<200	U		<320	U	
		VMP-3-31.5-080211	8/2/2011	<330	U		<430	U		<430	U		<1400	U		<710	U		<410	U		<460	U		<720	U	
		VMP-3-31.5-080211-Dup	8/2/2011	<190	U		<250	U		<250	U		<790	U		<410	U		<240	U		<270	U		<420	U	
		VMP-3-31.5-110811	11/8/2011	<7.6	U		<10	U		<9.9	U		<32	U		5.7	J		<9.5	U		<11	U		<17	U	
	39 ft	VMP-3-39	11/4/2009	<43	U		<57	U		<56	U		<180	U		<93	U		70			<61	U		<95	U	

TABLE 3 CUMULATIVE SUMMARY OF SOIL VAPOR ANALYTICAL DETECTIONS AND SCREENING RESULTS: VILLAGE - VOCS

				Heptane			Hexachlorobutadiene			Hexane			2-Hexanone (Methyl N-Butyl Ketone)			Isopentane			Isopropylbenzene (Cumene)			4-Methyl-2-pentanone (Methyl Isobutyl Ketone)			Methyl tert-Butyl Ether (MTBE)		
Screening Values (mg/m³)																			600						3,400		
Location	Depth	Sample ID	Sample Date	Result (mg/m³)	Lab Qualifier	URS Qualifier	Result (mg/m³)	Lab Qualifier	URS Qualifier	Result (mg/m³)	Lab Qualifier	URS Qualifier	Result (mg/m³)	Lab Qualifier	URS Qualifier	Result (mg/m³)	Lab Qualifier	URS Qualifier	Result (mg/m³)	Lab Qualifier	URS Qualifier	Result (mg/m³)	Lab Qualifier	URS Qualifier	Result (mg/m³)	Lab Qualifier	URS Qualifier
VMP-1	5 ft	VMP-1-5	11/2/2009	3.8			<5.1	U		53			<1.9	U					<0.58	U		<0.49	U		<0.43	U	
		VMP-1-5-082510	8/25/2010	<0.017	U		<0.18	U		0.025			<0.07	U					<0.021	U		<0.017	U		<0.015	U	
		VMP-1-5-111710	11/17/2010	0.16			<0.22	U		0.4			<0.084	U					<0.025	U		<0.021	U		<0.018	U	
		VMP-1-5-020411	2/4/2011	<0.41	U		<4.3	U		9.4			<1.6	U					<0.5	U		<0.41	U		<0.36	U	
		VMP-1-5-041211	4/12/2011	0.45			<0.056	U		0.53			<0.022	U		0.099			0.0019	J		<0.0054	U		<0.0048	U	
		VMP-1-5-080111	8/1/2011	0.012			<0.056	U		0.037			0.0024	J		0.45			0.03			0.081			<0.0048	U	
		VMP-1-5-110311	11/3/2011	<14	U		<150	U		13			<57	U		2100			<17	U		<14	U		<13	U	
	8.5 ft	VMP-1-8.5	11/2/2009	1.7			<7	U		16			<2.7	U					<0.8	U		<0.67	U		<0.59	U	
		VMP-1-8.5-082510	8/25/2010	<0.053	U		<0.55	U		<0.045	U		<0.21	U					<0.063	U		<0.053	U		<0.046	U	
		VMP-1-8.5-111710	11/17/2010	0.075			<0.1	U		0.088			<0.04	U					<0.012	U		<0.01	U		<0.0089	U	
		VMP-1-8.5-111710-Dup	11/17/2010	0.06			<0.1	U		0.076			<0.04	U					<0.012	U		<0.01	U		0.00094	J	
		VMP-1-8.5-020411	2/4/2011	<0.81	U		<8.5	U		11			<3.2	U					<0.98	U		<0.81	U		<0.72	U	
		VMP-1-8.5-041211	4/12/2011	0.17			<0.074	U		0.14			<0.028	U		0.046			0.0013	J		<0.0071	U		<0.0063	U	
		VMP-1-8.5-080111	8/1/2011	<3	U		<31	U		5.1			<12	U		1300			<3.5	U		<2.9	U		<2.6	U	
		VMP-1-8.5-080111-Dup	8/1/2011	<2.9	U		<30	U		17			<12	U		1300			<3.5	U		<2.9	U		<2.5	U	
		VMP-1-8.5-110311	11/3/2011	<33	U		<340	U		36			<130	U		4500			<40	U		<33	U		<29	U	
	23.5 ft	VMP-1-23.5	11/2/2009	24			<17	U		140			<6.5	U					<1.9	U		<1.6	U		<1.4	U	
		VMP-1-23.5-083010	8/30/2010	44			<19	U		260			<7.3	U					<2.2	U		<1.8	U		<1.6	U	
		VMP-1-23.5-111810	11/17/2010	0.015			<0.053	U		0.016			<0.02	U					<0.0061	U		<0.005	U		0.00052	J	
		VMP-1-23.5-020411	2/4/2011	<4.8	U		<50	U		300			<19	U					<5.7	U		<4.8	U		<4.2	U	
		VMP-1-23.5-041211	4/12/2011	4.2	J		<81	U		9.7			<31	U		900		J	<9.3	U		<7.8	U		<6.8	U	
		VMP-1-23.5-041211-Dup	4/12/2011	6.8	J		<100	U		14			<39	U		1300		J	<12	U		<9.8	U		<8.6	U	
		VMP-1-23.5-080111	8/1/2011	49	J		<550	U		320			<210	U		16000			<63	U		<53	U		<46	U	
		VMP-1-23.5-110611	11/6/2011	18			<130	U		58			<50	U		6000			<15	U		<12	U		<11	U	
	38.5 ft	VMP-1-38.5	11/2/2009	130			<48	U		1000			<18	U					<5.5	U		<4.6	U		<4	U	
VMP-2	5 ft	VMP-2-5	11/2/2009	1.3			<6.2	U		13			<2.4	U					<0.72	U		<0.6	U		<0.52	U	
		VMP-2-5-083110	8/31/2010	<1.8	U		<19	U		<1.6	U		<7.3	U					<2.2	U		<1.8	U		<1.6	U	
		VMP-2-5-111610	11/16/2010	<2.7	U		<28	U		42			<11	U					<3.2	U		<2.7	U		<2.4	U	
		VMP-2-5-020411	2/4/2011	<0.71	U		<7.4	U		2.7			<2.8	U					<0.85	U		<0.71	U		<0.62	U	
		VMP-2-5-041311	4/13/2011	0.13			<0.059	U		0.087			<0.023	U		0.1			0.0013	J		<0.0057	U		0.00046	J	
		VMP-2-5-080211	8/2/2011	<5.9	U		<62	U		32			<24	U		6800			<7.1	U		<5.9	U		<5.2	U	
		VMP-2-5-110711	11/7/2011	0.0019	J		<0.036	U		<0.003	J	U	0.00074	J		<0.01	U		0.0044			0.033			<0.0031	U	
	8.5 ft	VMP-2-8.5	11/3/2009	<0.21	U		<2.2	U		<0.18	U		<0.84	U					<0.25	U		<0.21	U		<0.18	U	
		VMP-2-8.5-D	11/3/2009	<0.22	U		<2.3	U		<0.19	U		<0.88	U					<0.26	U		<0.22	U		<0.19	U	
		VMP-2-8.5-083110	8/31/2010	<1.9	U		<20	U		38			<7.5	U					<2.3	U		<1.9	U		<1.6	U	
		VMP-2-8.5-111610	11/16/2010	<5.2	U		<54	U		54			<21	U					<6.2	U		<5.2	U		<4.5	U	
		VMP-2-8.5-020411	2/4/2011	<1.8	U		<18	U		6.1			<7	U					<2.1	U		<1.8	U		<1.6	U	
		VMP-2-8.5-041311	4/13/2011	0.38	J		<5.6	U		0.16	J		<2.2	U		3.5			0.18	J		0.18	J		<0.47	U	
		VMP-2-8.5-080211	8/2/2011	<22	U		<230	U		56			<87	U		8300			<26	U		<22	U		<19	U	
		VMP-2-8.5-110711	11/7/2011	<0.047	U		<0.49	U		<0.04	U		<0.19	U		<0.13	U		<0.056	U		0.017	J		<0.041	U	
	22 ft	VMP-2-22	11/3/2009	1.6			<12	U		13			<4.6	U					<1.4	U		<1.1	U		<1	U	
		VMP-2-22-083110	8/31/2010	<2.9	U		<30	U		63			<12	U					<3.5	U		<2.9	U		<2.5	U	
		VMP-2-22-111610	11/16/2010	<5.4	U		<56	U		78			<22	U					<6.5	U		<5.4	U		<4.8	U	
		VMP-2-22-020411	2/4/2011	<2.4	U		<25	U		35			<9.7	U					<2.9	U		<2.4	U		<2.1	U	
		VMP-2-22-041311	4/13/2011	<7.2	U		<74	U		1.7	J		<28	U		1400			<8.6	U		1.6	J		<6.3	U	
		VMP-2-22-080211	8/2/2011	<29	U		<300	U		59			<120	U		8600			<35	U		<29	U		<25	U	
		VMP-2-22-110711	11/7/2011	<1.5	U		<16	U		0.47	J		<6.1	U		560			<1.8	U		<1.5	U		<1.3	U	
	42 ft	VMP-2-42	11/3/2009	1800			<230	U		7000			<90	U					<27	U		<22	U		<20	U	
VMP-3	5 ft	VMP-3-5	11/3/2009	0.16			<0.23	U		0.58			<0.088	U					<0.026	U		<0.022	U		<0.019	U	
		VMP-3-5-090910	9/9/2010	4.8	J		<57	U		110			<22	U					<6.5	U		<5.4	U		<4.8	U	
		VMP-3-5-112210	11/22/2010	<5.5	U		<57	U		150			<22	U					<6.6	U		<5.5	U		<4.8	U	
		VMP-3-5-020911	2/9/2011	<2.5	U		<26	U		25			<9.9	U					<3	U		<2.5	U		<2.2	U	
		VMP-3-5-041411	4/14/2011	<27	U		<280	U		240			<110	U		12000			<32	U		<27	U		<23	U	
		VMP-3-5-080211	8/2/2011	0.0027	J		<0.066	U		0.022			0.0035	J		0.3			0.021			0.092			<0.0056	U	
		VMP-3-5-110811	11/8/2011	<0.0035	U		<0.036	U		<0.003	U		0.00045	J		0.0033	J		0.0039	J		0.021			<0.0031	U	
		VMP-3-5-110811-Dup	11/8/2011	0.0023	J		<0.037	U		0.0025	J		0.00046	J		0.0044	J		0.0034	J		0.019			<0.0032	U	
	10 ft	VMP-3-10	6/21/2010	86			<65	U		1300			<25	U					2.8	J		<6.2	U		<5.5	U	
		VMP 3-10-091010	9/10/2010	87			<180	U		1100			<70	U					5	J		<17	U		<15	U	
		VMP-3-10-092010	9/20/2010	48			<130	U		660			<51	U					<15	U		<13	U		<11	U	
		VMP-3-10-112210	11/22/2010	86			<56	U		1200			<22	U					7.8			<5.4	U		<4.8	U	
		VMP-3-10-112210-Dup	11/22/2010	82			<78	U		1100			<30	U					5.4	J		<7.5	U		<6.6	U	
		VMP-3-10-020811	2/8/2011	<8	U		<83	U		690			<32	U					<9.5	U		<7.9	U		<7	U	
		VMP-3-10-041311	4/13/2011	<46	U		<480	U		560			<180	U		21000			<55	U		<46	U		<40	U	
		VMP-3-10-080311	8/3/2011	<0.058	U		<0.6	U		0.1			<0.23	U		100	E	J	0.048	J		<0.058	U		<0.051	U	
		VMP-3-10-110811	11/8/2011	<0.0048	U		<0.05	U		0.0022	J		<0.019	J	U	0.96			0.0037	J		0.027			<0.0042	U	
	22 ft	VMP-3-22	11/4/2009	310			<160	U		4900			<64	U					<19	U		<16	U		<14	U	
		VMP-3-22-092010	9/20/2010	130			<170	U		1500			<67	U					14	J		<17	U		<15	U	
		VMP-3-22-112210	11/22/2010	140			<200	U		2000			<76	U					20	J		<19	U		<17	U	
		VMP-3-22-020811	2/8/2011	<9.4	U		<98	U		1400			<38	U					9.9	J		<9.4	U		<8.2	U	
		VMP-3-22-041511	4/15/2011	50			<530	U		850			<200	U		24000			<61	U		<51	U		<45	U	
		VMP-3-22-080611	8/6/2011	0.51			<0.84	U		3			<0.32	U		24			0.059	J		0.15			<0.071	U	
		VMP-3-22-110811	11/8/2011	<0.0036	U		<0.037	U		0.0014	J		<0.014	U		0.32			0.00078	J		0.0093			<0.0032	U	
	31.5 ft	VMP-3-31.5	11/4/2009	870			<260	U		18000	E	J	<100	U					<30	U		<25	U		<22	U	
		VMP-3-31.5-090910	9/9/2010	1100			<320	U		25000			<120	U					<37	U		<31	U		<27	U	
		VMP-3-31.5-112210	11/22/2010	1200			<230	U		20000			<87	U					<26	U		<22	U		<19	U	
		VMP-3-31.5-020911	2/9/2011	480			<220	U		6400			<83	U					<25	U		<21	U		<18	U	
		VMP-3-31.5-041411	4/14/2011	510			<1800	U		9600			<680	U		52000			<200	U		<170	U		<150	U	
		VMP-3-31.5-041411-Dup	4/14/2011	450			<1800	U		8800			<680	U		48000			<200	U		<170	U		<150	U	
		VMP-3-31.5-080211	8/2/2011	860			<4000	U		18000			<1500	U		80000			<460	U		<380	U		<340	U	
		VMP-3-31.5-080211-Dup	8/2/2011	1200			<2300	U		27000			<900	U		120000			<270	U		<220	U		<200	U	
		VMP-3-31.5-110811	11/8/2011	55			<93	U		720			<36	U		3200			<11	U		<9	U		<7.9	U	
	39 ft	VMP-3-39	11/4/2009	780			<530	U		18000			<200	U					<61	U		<50	U		<44	U	

TABLE 3 CUMULATIVE SUMMARY OF SOIL VAPOR ANALYTICAL DETECTIONS AND SCREENING RESULTS: VILLAGE - VOCS

				2-Propanol			n-Propylbenzene			Styrene			Tetrachloroethene			Tetrahydrofuran			Toluene			1,2,4-Trichlorobenzene			1,1,1-Trichloroethane (Methyl chloroform)		
Screening Values (mg/m³)										1,400			0.55						6,200			11			6,600		
Location	Depth	Sample ID	Sample Date	Result (mg/m³)	Lab Qualifier	URS Qualifier	Result (mg/m³)	Lab Qualifier	URS Qualifier	Result (mg/m³)	Lab Qualifier	URS Qualifier	Result (mg/m³)	Lab Qualifier	URS Qualifier	Result (mg/m³)	Lab Qualifier	URS Qualifier	Result (mg/m³)	Lab Qualifier	URS Qualifier	Result (mg/m³)	Lab Qualifier	URS Qualifier	Result (mg/m³)	Lab Qualifier	URS Qualifier
VMP-1	5 ft	VMP-1-5	11/2/2009	<1.2	U		<0.58	U		<0.51	U		<0.81	U		<0.35	U		0.63			<3.5	U		<0.65	U	
		VMP-1-5-082510	8/25/2010	<0.042	U		<0.021	U		<0.018	U		<0.029	U		<0.012	U		0.0031	J		<0.13	U		<0.023	U	
		VMP-1-5-111710	11/17/2010	<0.051	U		<0.025	U		0.0059	J		<0.035	U		<0.015	U		<0.019	U		<0.15	U		<0.028	U	
		VMP-1-5-020411	2/4/2011	1.9			<0.5	U		<0.43	U		<0.68	U		<0.3	U		<0.38	U		<3	U		<0.55	U	
		VMP-1-5-041211	4/12/2011	0.0032	J		0.0038	J		<0.0056	U		0.002	J		<0.0039	U		0.0024	J		<0.039	J	U	<0.0072	U	
		VMP-1-5-080111	8/1/2011	0.026			0.0013	J		0.0021	J		<0.009	U		0.0016	J		0.032			<0.039	U		<0.0072	U	
		VMP-1-5-110311	11/3/2011	<34	U		<17	U		<15	U		<24	U		<10	U		<13	U		<100	U		<19	U	
	8.5 ft	VMP-1-8.5	11/2/2009	<1.6	U		<0.8	U		<0.7	U		<1.1	U		<0.48	U		<0.62	U		<4.8	U		<0.89	U	
		VMP-1-8.5-082510	8/25/2010	<0.13	U		<0.063	U		<0.055	U		<0.087	U		<0.038	U		<0.048	U		<0.38	U		<0.07	U	
		VMP-1-8.5-111710	11/17/2010	<0.024	U		0.0022	J		0.0034	J		<0.017	U		<0.0073	U		<0.0093	U		<0.073	U		<0.013	U	
		VMP-1-8.5-111710-Dup	11/17/2010	0.015	J		0.0021	J		0.0022	J		<0.017	U		<0.0073	U		0.002	J		<0.073	U		<0.013	U	
		VMP-1-8.5-020411	2/4/2011	<2	U		<0.98	U		<0.84	U		<1.3	U		<0.58	U		<0.75	U		<5.9	U		<1.1	U	
		VMP-1-8.5-041211	4/12/2011	<0.017	U		0.0025	J		<0.0074	U		0.00097	J		<0.0051	U		0.0022	J		<0.052	J	U	<0.0095	U	
		VMP-1-8.5-080111	8/1/2011	<7.1	U		<3.5	U		<3.1	U		<4.9	U		<2.1	U		<2.7	U		<21	U		<3.9	U	
		VMP-1-8.5-080111-Dup	8/1/2011	<6.9	U		<3.5	U		<3	U		<4.8	U		<2.1	U		<2.6	U		<21	U		<3.8	U	
		VMP-1-8.5-110311	11/3/2011	<79	U		<40	U		<34	U		<55	U		<24	U		<30	U		<240	U		<44	U	
	23.5 ft	VMP-1-23.5	11/2/2009	<3.9	U		<1.9	U		<1.7	U		<2.7	U		<1.2	U		<1.5	U		<12	U		<2.2	U	
		VMP-1-23.5-083010	8/30/2010	<4.4	U		<2.2	U		<1.9	U		<3	U		<1.3	U		<1.7	U		<13	U		<2.4	U	
		VMP-1-23.5-111810	11/17/2010	0.0052	J		<0.0061	U		0.003	J		<0.0084	J	U	<0.0036	U		0.001	J		<0.037	U		<0.0067	U	
		VMP-1-23.5-020411	2/4/2011	<11	U		<5.7	U		<5	U		<7.9	U		<3.4	U		<4.4	U		<34	U		<6.4	U	
		VMP-1-23.5-041211	4/12/2011	12	J		<9.3	U		<8.1	U		<13	U		<5.6	U		1.9	J		<56	U		<10	U	
		VMP-1-23.5-041211-Dup	4/12/2011	8.1	J		<12	U		<10	U		<16	U		<7.1	U		<9	U		<71	U		<13	U	
		VMP-1-23.5-080111	8/1/2011	14	J		<63	U		<55	U		<88	U		<38	U		<49	U		<380	U		<70	U	
		VMP-1-23.5-110611	11/6/2011	<30	U		<15	U		<13	U		5.4	J		<9	U		5.1	J		<90	U		<17	U	
	38.5 ft	VMP-1-38.5	11/2/2009	<11	U		<5.5	U		<4.8	U		<7.6	U		<3.3	U		<4.2	U		<33	U		<6.1	U	
VMP-2	5 ft	VMP-2-5	11/2/2009	<1.4	U		<0.72	U		<0.62	U		<0.99	U		<0.43	U		<0.55	U		<4.3	U		<0.79	U	
		VMP-2-5-083110	8/31/2010	<4.4	U		<2.2	U		<1.9	U		<3	U		<1.3	U		<1.7	U		<13	U		<2.4	U	
		VMP-2-5-111610	11/16/2010	<6.5	U		<3.2	U		<2.8	U		<4.5	U		<1.9	U		<2.5	U		<20	U		<3.6	U	
		VMP-2-5-020411	2/4/2011	<1.7	U		<0.85	U		<0.73	U		<1.2	U		<0.51	U		<0.65	U		<5.1	U		<0.94	U	
		VMP-2-5-041311	4/13/2011	<0.014	U		0.0022	J		<0.0059	U		0.0042	J		<0.0041	U		0.0046	J		<0.041	U		<0.0076	U	
		VMP-2-5-080211	8/2/2011	<14	U		<7.1	U		<6.2	U		<9.8	U		<4.3	U		<5.4	U		<43	U		<7.9	U	
		VMP-2-5-110711	11/7/2011	0.016			0.00028	J		<0.0036	U		<0.0058	J	U	<0.0025	U		0.01			<0.025	U		<0.0047	U	
	8.5 ft	VMP-2-8.5	11/3/2009	<0.5	U		<0.25	U		<0.22	U		<0.34	U		<0.15	U		<0.19	U		<1.5	U		<0.28	U	
		VMP-2-8.5-D	11/3/2009	<0.53	U		<0.26	U		<0.23	U		<0.37	U		<0.16	U		<0.2	U		<1.6	U		<0.29	U	
		VMP-2-8.5-083110	8/31/2010	<4.5	U		<2.3	U		<2	U		<3.1	U		<1.4	U		<1.7	U		<14	U		<2.5	U	
		VMP-2-8.5-111610	11/16/2010	<12	U		<6.2	U		<5.4	U		<8.5	U		<3.7	U		<4.7	U		<37	U		<6.9	U	
		VMP-2-8.5-020411	2/4/2011	<4.2	U		<2.1	U		<1.8	U		<2.9	U		<1.3	U		<1.6	U		<13	U		<2.3	U	
		VMP-2-8.5-041311	4/13/2011	<1.3	U		<0.65	U		<0.56	U		<0.89	U		<0.39	U		0.035	J		<3.9	U		0.078	J	
		VMP-2-8.5-080211	8/2/2011	11	J		<26	U		<22	U		<36	U		<16	U		<20	U		<160	U		<29	U	
		VMP-2-8.5-110711	11/7/2011	<0.11	U		<0.056	U		<0.048	U		<0.077	U		<0.034	U		0.01	J		<0.34	U		<0.062	U	
	22 ft	VMP-2-22	11/3/2009	<2.8	U		<1.4	U		<1.2	U		<1.9	U		<0.82	U		<1	U		<8.3	U		<1.5	U	
		VMP-2-22-083110	8/31/2010	<6.9	U		<3.5	U		<3	U		<4.8	U		<2.1	U		<2.6	U		<21	U		<3.8	U	
		VMP-2-22-111610	11/16/2010	<13	U		<6.5	U		<5.6	U		<9	U		<3.9	U		<5	U		<39	U		<7.2	U	
		VMP-2-22-020411	2/4/2011	<5.8	U		<2.9	U		<2.5	U		<4	U		<1.8	U		<2.2	U		<18	U		<3.2	U	
		VMP-2-22-041311	4/13/2011	<17	U		<8.6	U		<7.4	U		<12	U		<5.1	U		<6.6	U		<52	U		<9.5	U	
		VMP-2-22-080211	8/2/2011	<69	U		<35	U		<30	U		<48	U		<21	U		<26	U		<210	U		<38	U	
		VMP-2-22-110711	11/7/2011	<3.7	U		<1.8	U		<1.6	U		0.81	J		<1.1	U		1.4			<11	U		<2	U	
	42 ft	VMP-2-42	11/3/2009	<54	U		<27	U		<23	U		<37	U		<16	U		59			<160	U		<30	U	
VMP-3	5 ft	VMP-3-5	11/3/2009	<0.053	U		<0.026	U		<0.023	U		<0.037	U		<0.016	U		<0.02	U		<0.16	U		<0.029	U	
		VMP-3-5-090910	9/9/2010	<13	U		<6.5	U		<5.7	U		<9	U		<3.9	U		<5	U		<39	U		<7.2	U	
		VMP-3-5-112210	11/22/2010	2.1	J		<6.6	U		<5.7	U		4.5	J		<4	U		3.2	J		<40	U		<7.3	U	
		VMP-3-5-020911	2/9/2011	<5.9	U		<3	U		<2.6	U		<4.1	U		<1.8	U		<2.3	U		<18	U		<3.3	U	
		VMP-3-5-041411	4/14/2011	<64	UJ	UJ	<32	U		<28	U		<44	U		<19	U		<24	U		<190	U		<35	U	
		VMP-3-5-080211	8/2/2011	0.019			<0.0076	U		0.0021	J		<0.01	U		0.0015	J		0.02			<0.046	U		<0.0085	U	
		VMP-3-5-110811	11/8/2011	0.0094			<0.0042	U		<0.0036	U		<0.0058	U		<0.0025	U		0.0094			<0.025	U		<0.0047	U	
		VMP-3-5-110811-Dup	11/8/2011	0.0093			<0.0043	U		<0.0037	U		<0.0059	U		<0.0026	U		0.0085			<0.026	U		<0.0048	U	
	10 ft	VMP-3-10	6/21/2010	3.8	J		5.6	J		<6.4	U		<10	U		<4.5	U		<5.7	U		<45	U		<8.3	U	
		VMP 3-10-091010	9/10/2010	<42	U		7.2	J		<18	U		<29	U		<12	U		<16	U		<130	U		<23	U	
		VMP-3-10-092010	9/20/2010	<30	U		4.4	J		<13	U		<21	U		<9.1	U		9.9	J		<92	U		<17	U	
		VMP-3-10-112210	11/22/2010	<13	U		11			<5.6	U		<9	U		<3.9	U		2.1	J		<39	U		<7.2	U	
		VMP-3-10-112210-Dup	11/22/2010	<18	U		7.9	J		<7.8	U		<12	U		<5.4	U		2	J		<55	U		<10	U	
		VMP-3-10-020811	2/8/2011	<19	U		<9.5	U		<8.3	U		<13	U		<5.7	U		<7.3	U		<58	U		<10	U	
		VMP-3-10-041311	4/13/2011	<110	UJ	UJ	<55	U		<48	U		<76	U		<33	U		<42	U		<330	U		<61	U	
		VMP-3-10-080311	8/3/2011	0.044	J		0.022	J		<0.06	U		<0.096	U		<0.042	U		0.028	J		<0.42	U		<0.077	U	
		VMP-3-10-110811	11/8/2011	0.015			<0.0057	U		<0.005	U		<0.0079	U		<0.0034	U		0.013			<0.034	U		<0.0064	U	
	22 ft	VMP-3-22	11/4/2009	<38	U		24			<16	U		<26	U		<11	U		<15	U		<120	U		<21	U	
		VMP-3-22-092010	9/20/2010	<40	U		29			<17	U		<28	U		<12	U		37			<120	U		<22	U	
		VMP-3-22-112210	11/22/2010	<46	U		40			<20	U		<32	U		<14	U		<18	U		<140	U		<25	U	
		VMP-3-22-020811	2/8/2011	<22	U		20			<9.8	U		<16	U		<6.8	U		4.3	J		<68	U		<12	U	
		VMP-3-22-041511	4/15/2011	<120	UJ	UJ	<61	U		<53	U		<84	U		<36	U	UJ	<47	U		<370	U		<68	U	
		VMP-3-22-080611	8/6/2011	0.11	J		<0.097	U		<0.084	U		<0.13	U		<0.058	U		0.087			<0.59	U		<0.11	U	
		VMP-3-22-110811	11/8/2011	0.032			<0.0043	U		<0.0037	U		<0.0059	U		0.0024	J		0.016			<0.026	U		<0.0048	U	
	31.5 ft	VMP-3-31.5	11/4/2009	<61	U		<30	U		<26	U		<42	U		<18	U		25			<180	U		<34	U	
		VMP-3-31.5-090910	9/9/2010	<75	U		17	J		<32	U		<52	U		<22	U		17	J		<220	U		<41	U	
		VMP-3-31.5-112210	11/22/2010	<52	U		9.8	J		<22	U		<36	U		<16	U		19	J		<160	U		<29	U	
		VMP-3-31.5-020911	2/9/2011	<50	U		<25	U		<22	U		<34	U		<15	U		40			<150	U		<28	U	
		VMP-3-31.5-041411	4/14/2011	<410	UJ	UJ	<200	U		<180	U		<280	U		<120	U		<160	U		<1200	U		<230	U	
		VMP-3-31.5-041411-Dup	4/14/2011	<410	UJ	UJ	<200	U		<180	U		<280	U		<120	U		<160	U		<1200	U		<230	U	
		VMP-3-31.5-080211	8/2/2011	<920	U		<460	U		<400	U		1100			<280	U		<350	U		<2800	U		<510	U	
		VMP-3-31.5-080211-Dup	8/2/2011	<540	U		<270	U		<230	U		<370	U		<160	U		<210	U		<1600	U		<300	U	
		VMP-3-31.5-110811	11/8/2011	<22	U		<11	U		<9.3	U		<15	U		<6.4	U		23			<65	U		<12	U	
	39 ft	VMP-3-39	11/4/2009	<120	U		<61	U		<53	U		<84	U		<36	U		<46	U		<370	U		<67	U	

TABLE 3 CUMULATIVE SUMMARY OF SOIL VAPOR ANALYTICAL DETECTIONS AND SCREENING RESULTS: VILLAGE - VOCS

				1,1,2-Trichloroethane			Trichloroethene			Trichlorofluoromethane			1,2,4-Trimethylbenzene			1,3,5-Trimethylbenzene			2,2,4-Trimethylpentane			m,p-Xylene			o-Xylenes		
Screening Values (mg/m³)				170,000			1.5			860												130			120		
Location	Depth	Sample ID	Sample Date	Result (mg/m³)	Lab Qualifier	URS Qualifier	Result (mg/m³)	Lab Qualifier	URS Qualifier	Result (mg/m³)	Lab Qualifier	URS Qualifier	Result (mg/m³)	Lab Qualifier	URS Qualifier	Result (mg/m³)	Lab Qualifier	URS Qualifier	Result (mg/m³)	Lab Qualifier	URS Qualifier	Result (mg/m³)	Lab Qualifier	URS Qualifier	Result (mg/m³)	Lab Qualifier	URS Qualifier
VMP-1	5 ft	VMP-1-5	11/2/2009	<0.65	U		<0.64	U		<0.67	U		<0.58	U		<0.58	U		220			<0.52	U		<0.52	U	
		VMP-1-5-082510	8/25/2010	<0.023	U		<0.023	U		<0.024	U		<0.021	U		<0.021	U		0.74			0.0024	J		<0.018	U	
		VMP-1-5-111710	11/17/2010	<0.028	U		<0.028	U		<0.029	U		<0.025	U		<0.025	U		5.3			0.0043	J		<0.022	U	
		VMP-1-5-020411	2/4/2011	<0.55	U		<0.54	U		<0.57	U		<0.5	U		<0.5	U		270			<0.44	U		<0.44	U	
		VMP-1-5-041211	4/12/2011	<0.0072	U		<0.0071	J	U	0.0012	J		0.0023	J		<0.0065	U		1.5			0.0056			<0.0057	U	
		VMP-1-5-080111	8/1/2011	<0.0072	U		0.01			<0.0074	U		0.0066			0.0019	J		0.14			0.0079			0.0029	J	
		VMP-1-5-110311	11/3/2011	<19	U		<19	U		<20	U	UJ	<17	U		<17	U		250			<15	U		<15	U	
	8.5 ft	VMP-1-8.5	11/2/2009	<0.89	U		<0.88	U		<0.92	U		<0.8	U		<0.8	U		370			<0.71	U		<0.71	U	
		VMP-1-8.5-082510	8/25/2010	<0.07	U		<0.069	U		<0.072	U		<0.063	U		<0.063	U		4.2			<0.056	U		<0.056	U	
		VMP-1-8.5-111710	11/17/2010	<0.013	U		<0.013	J	U	<0.014	U		<0.012	U		<0.012	U		3.1			0.002	J		<0.011	U	
		VMP-1-8.5-111710-Dup	11/17/2010	<0.013	U		<0.013	J	U	<0.014	U		<0.012	U		<0.012	U		2.8			0.0014	J		<0.011	U	
		VMP-1-8.5-020411	2/4/2011	<1.1	U		<1.1	U		<1.1	U		<0.98	U		<0.98	U		350			<0.86	U		<0.86	U	
		VMP-1-8.5-041211	4/12/2011	<0.0095	U		0.0048	J		0.0012	J		0.0025	J		<0.0086	U		1.9			0.0047	J		<0.0076	U	
		VMP-1-8.5-080111	8/1/2011	<3.9	U		<3.9	U		<4	U		<3.5	U		<3.5	U		380			<3.1	U		<3.1	U	
		VMP-1-8.5-080111-Dup	8/1/2011	<3.8	U		<3.8	U		<4	U		<3.5	U		<3.5	U		360			<3.1	U		<3.1	U	
		VMP-1-8.5-110311	11/3/2011	<44	U		<43	U		<45	U	UJ	<40	U		<40	U		480			<35	U		<35	U	
	23.5 ft	VMP-1-23.5	11/2/2009	<2.2	U		<2.1	U		<2.2	U		<1.9	U		<1.9	U		920			<1.7	U		<1.7	U	
		VMP-1-23.5-083010	8/30/2010	<2.4	U		<2.4	U		<2.5	U		<2.2	U		<2.2	U		1600			<1.9	U		<1.9	U	
		VMP-1-23.5-111810	11/17/2010	<0.0067	U		<0.0066	J	U	0.0014	J		<0.0061	U		<0.0061	U		0.06			<0.0054	J	U	<0.0054	U	
		VMP-1-23.5-020411	2/4/2011	<6.4	U		<6.3	U		<6.5	U		<5.7	U		<5.7	U		1900			<5	U		<5	U	
		VMP-1-23.5-041211	4/12/2011	<10	U		11			<11	U		<9.3	U		<9.3	U		110		J	<8.2	U		<8.2	U	
		VMP-1-23.5-041211-Dup	4/12/2011	<13	U		2.2	J		<13	U		<12	U		<12	U		150		J	<10	U		<10	U	
		VMP-1-23.5-080111	8/1/2011	<70	U		<69	U		<72	U		<63	U		<63	U		1000			<56	U		<56	U	
		VMP-1-23.5-110611	11/6/2011	<17	U		<16	U		<17	U		<15	U		<15	U		710			<13	U		<13	U	
	38.5 ft	VMP-1-38.5	11/2/2009	<6.1	U		<6	U		<6.3	U		<5.5	U		<5.5	U		2400			<4.9	U		<4.9	U	
VMP-2	5 ft	VMP-2-5	11/2/2009	<0.79	U		<0.78	U		<0.82	U		<0.72	U		<0.72	U		270			<0.63	U		<0.63	U	
		VMP-2-5-083110	8/31/2010	<2.4	U		<2.4	U		<2.5	U		<2.2	U		<2.2	U		1300			<1.9	U		<1.9	U	
		VMP-2-5-111610	11/16/2010	<3.6	U		<3.5	U		<3.7	U		<3.2	U		<3.2	U		2000			<2.9	U		<2.9	U	
		VMP-2-5-020411	2/4/2011	<0.94	U		<0.93	U		<0.97	U		<0.85	U		<0.85	U		570			<0.75	U		<0.75	U	
		VMP-2-5-041311	4/13/2011	<0.0076	U		0.0042	J		0.0015	J		0.0022	J		<0.0068	U		1.1			0.0038	J		<0.006	U	
		VMP-2-5-080211	8/2/2011	<7.9	U		<7.8	U		<8.1	U		<7.1	U		<7.1	U		1300			<6.3	U		<6.3	U	
		VMP-2-5-110711	11/7/2011	<0.0047	U		<0.0046	J	U	0.0011	J		<0.0042	U		<0.0042	U		0.053			0.0022	J		0.00071	J	
	8.5 ft	VMP-2-8.5	11/3/2009	<0.28	U		<0.27	U		<0.29	U		<0.25	U		<0.25	U		74			<0.22	U		<0.22	U	
		VMP-2-8.5-D	11/3/2009	<0.29	U		<0.29	U		<0.3	U		<0.26	U		<0.26	U		82			<0.23	U		<0.23	U	
		VMP-2-8.5-083110	8/31/2010	<2.5	U		<2.5	U		<2.6	U		<2.3	U		<2.3	U		2000			<2	U		<2	U	
		VMP-2-8.5-111610	11/16/2010	<6.9	U		<6.8	U		<7.1	U		<6.2	U		<6.2	U		2000			<5.5	U		<5.5	U	
		VMP-2-8.5-020411	2/4/2011	<2.3	U		<2.3	U		<2.4	U		<2.1	U		<2.1	U		830			<1.9	U		<1.9	U	
		VMP-2-8.5-041311	4/13/2011	<0.72	U		0.095	J		0.12	J		<0.65	U		<0.65	U		140	B		0.048	J		0.074	J	
		VMP-2-8.5-080211	8/2/2011	<29	U		<28	U		<30	U		<26	U		<26	U		1600			<23	U		<23	U	
		VMP-2-8.5-110711	11/7/2011	<0.062	U		<0.061	U		<0.064	U	UJ	0.01	J		<0.056	U		14			<0.05	U		<0.05	U	
	22 ft	VMP-2-22	11/3/2009	<1.5	U		<1.5	U		<1.6	U		<1.4	U		<1.4	U		600			<1.2	U		<1.2	U	
		VMP-2-22-083110	8/31/2010	<3.8	U		<3.8	U		<4	U		<3.5	U		<3.5	U		2300			<3.1	U		<3.1	U	
		VMP-2-22-111610	11/16/2010	<7.2	U		<7.1	U		<7.4	U		<6.5	U		<6.5	U		2300			<5.7	U		<5.7	U	
		VMP-2-22-020411	2/4/2011	<3.2	U		<3.2	U		<3.3	U		<2.9	U		<2.9	U		1400			<2.6	U		<2.6	U	
		VMP-2-22-041311	4/13/2011	<9.5	U		<9.4	U		<9.8	U		<8.6	U		<8.6	U		760	B		<7.6	U		<7.6	U	
		VMP-2-22-080211	8/2/2011	<38	U		<38	U		<40	U		<35	U		<35	U		1500			<31	U		<31	U	
		VMP-2-22-110711	11/7/2011	<2	U		<2	U		<2.1	U	UJ	<1.8	U		<1.8	U		120			<1.6	U		<1.6	U	
	42 ft	VMP-2-42	11/3/2009	<30	U		<30	U		<31	U		<27	U		<27	U		1700			160			58		
VMP-3	5 ft	VMP-3-5	11/3/2009	<0.029	U		<0.029	U		<0.03	U		<0.026	U		<0.026	U		6.4			0.1			0.045		
		VMP-3-5-090910	9/9/2010	<7.2	U		<7.1	U		<7.5	U		<6.5	U		<6.5	U		1200			<5.8	U		<5.8	U	
		VMP-3-5-112210	11/22/2010	<7.3	U		8.9			<7.6	U		<6.6	U		<6.6	U		1100			2.3	J		<5.8	U	
		VMP-3-5-020911	2/9/2011	<3.3	U		<3.2	U		<3.4	U		<3	U		<3	U		460			<2.6	U		<2.6	U	
		VMP-3-5-041411	4/14/2011	<35	U		<35	U		<36	U		<32	U		<32	U		1100			<28	U		<28	U	
		VMP-3-5-080211	8/2/2011	<0.0085	U		<0.0084	U		<0.0087	U		0.0069	J		0.0018	J		0.37			0.0074			0.0026	J	
		VMP-3-5-110811	11/8/2011	<0.0047	U		<0.0046	U		0.00096	J		<0.0042	J	U	<0.0042	U		<0.004	U		0.0017	J		<0.0037	U	
		VMP-3-5-110811-Dup	11/8/2011	<0.0048	U		<0.0047	U		0.00086	J		<0.0043	J	U	<0.0043	U		<0.0041	U		0.0015	J		0.00056	J	
	10 ft	VMP-3-10	6/21/2010	<8.3	U		<8.1	U		<8.5	U		4.3	J		1.4	J		3500			2.9	J		<6.6	U	
		VMP 3-10-091010	9/10/2010	<23	U		<23	U		<24	U		<21	U		<21	U		3000			<18	U		<18	U	
		VMP-3-10-092010	9/20/2010	<17	U		<17	U		<17	U		<15	U		<15	U		2400			6.6	J		<13	U	
		VMP-3-10-112210	11/22/2010	<7.2	U		<7.1	U		<7.4	U		<6.5	U		<6.5	U		3200			2.8	J		<5.7	U	
		VMP-3-10-112210-Dup	11/22/2010	<10	U		<9.9	U		<10	U		<9	U		<9	U		3100			2.2	J		<8	U	
		VMP-3-10-020811	2/8/2011	<10	U		<10	U		<11	U		<9.5	U		<9.5	U		3300			<8.4	U		<8.4	U	
		VMP-3-10-041311	4/13/2011	<61	U		<60	U		<63	U		<55	U		<55	U		1900			<49	U		<49	U	
		VMP-3-10-080311	8/3/2011	<0.077	U		<0.076	U		<0.08	U		0.013	J		<0.07	U		26			0.016	J		<0.062	U	
		VMP-3-10-110811	11/8/2011	<0.0064	U		<0.0063	U		<0.0065	U		0.0012	J		<0.0057	U		1.1			0.0021	J		0.00084	J	
	22 ft	VMP-3-22	11/4/2009	<21	U		<21	U		<22	U		<19	U		<19	U		3800			22			<17	U	
		VMP-3-22-092010	9/20/2010	<22	U		<22	U		<23	U		5.3	J		<20	U		3200			26			11	J	
		VMP-3-22-112210	11/22/2010	<25	U		<25	U		<26	U		<23	U		<23	U		4100			8.8	J		<20	U	
		VMP-3-22-020811	2/8/2011	<12	U		<12	U		<13	U		<11	U		<11	U		2900			7.6	J		<9.9	U	
		VMP-3-22-041511	4/15/2011	<68	U		<67	U		<70	U		<61	U		<61	U		2200			<54	U		<54	U	
		VMP-3-22-080611	8/6/2011	<0.11	U		<0.11	U		<0.11	U		0.014	J		<0.097	U		23			0.045	J		<0.086	U	
		VMP-3-22-110811	11/8/2011	<0.0048	U		<0.0047	U		0.00099	J		<0.0043	J	U	<0.0043	U		0.78			<0.0038	J	U	0.00063	J	
	31.5 ft	VMP-3-31.5	11/4/2009	<34	U		<33	U		<35	U		<30	U		<30	U		6800			130			<27	U	
		VMP-3-31.5-090910	9/9/2010	<41	U		<41	U		<43	U		38			17	J		8300			87			26	J	
		VMP-3-31.5-112210	11/22/2010	<29	U		<28	U		<30	U		9.8	J		<26	U		8000			68			19	J	
		VMP-3-31.5-020911	2/9/2011	<28	U		<27	U		<28	U		<25	U		<25	U		3200			54			13	J	
		VMP-3-31.5-041411	4/14/2011	<230	U		<220	U		<230	U		<200	U		<200	U		4300			<180	U		<180	U	
		VMP-3-31.5-041411-Dup	4/14/2011	<230	U		<220	U		<230	U		<200	U		<200	U		3900			<180	U		<180	U	
		VMP-3-31.5-080211	8/2/2011	<510	U		<500	U		<530	U		<460	U		<460	U		9100			<410	U		<410	U	
		VMP-3-31.5-080211-Dup	8/2/2011	<300	U		<300	U		<310	U		<270	U		<270	U		13000			<240	U		<240	U	
		VMP-3-31.5-110811	11/8/2011	<12	U		<12	U		<12	U		<11	U		<11	U		650			1.8	J		<9.5	U	
	39 ft	VMP-3-39	11/4/2009	<67	U		<66	U		<69	U		<61	U		<61	U		7100			110			<54	U	

TABLE 3 CUMULATIVE SUMMARY OF SOIL VAPOR ANALYTICAL DETECTIONS AND SCREENING RESULTS: VILLAGE - VOCS

				Acetone			Benzene			Bromodichloromethane			Bromoform			Bromomethane			1,3-Butadiene			Butane			2-Butanone			Carbon disulfide		
Screening Values (mg/m³)				750,000			0.37			450,000			11			6.9									6,400			780		
Location	Depth	Sample ID	Sample Date	Result (mg/m³)	Lab Qualifier	URS Qualifier	Result (mg/m³)	Lab Qualifier	URS Qualifier	Result (mg/m³)	Lab Qualifier	URS Qualifier	Result (mg/m³)	Lab Qualifier	URS Qualifier	Result (mg/m³)	Lab Qualifier	URS Qualifier	Result (mg/m³)	Lab Qualifier	URS Qualifier	Result (mg/m³)	Lab Qualifier	URS Qualifier	Result (mg/m³)	Lab Qualifier	URS Qualifier	Result (mg/m³)	Lab Qualifier	URS Qualifier
VMP-4	5 ft	VMP-4-5	11/5/2009	<0.12	U		<0.04	U		<0.085	U					<0.049	U		<0.028	U					<0.037	U		<0.039	U	
		VMP-4-5-082510	8/25/2010	<0.68	U		0.27			<0.48	U					<0.28	U		<0.16	U					<0.21	U		<0.22	U	
		VMP-4-5-112210	11/22/2010	<26	U		41			<18	U					<10	U		<6	U					<7.9	U		<8.4	U	
		VMP-4-5-021411	2/14/2011	<1.5	U		2.3			<1	U					<0.61	U		<0.35	U					<0.46	U		<0.49	U	
		VMP-4-5-041911	4/19/2011	<69	U		22	J		<48	U					<28	U		<16	U		7000			<86	U		<22	U	
		VMP-4-5-080311	8/3/2011	<0.15	U		0.1			<0.1	U					<0.06	U		<0.034	U		1.3			<0.18	U		<0.19	U	
		VMP-4-5-110911	11/9/2011	0.03		J	0.0018	J		<0.0057	U		<0.0088	U		<0.0033	U		<0.0019	U		0.011			0.0024	J		<0.011	U	
	12 ft	VMP-4-12	11/5/2009	<2	U		3.2			<1.4	U					<0.82	U		<0.47	U					<0.62	U		<0.66	U	
		VMP-4-12-082510	8/25/2010	<12	U		28			<8.4	U					<4.9	U		<2.8	U					<3.7	U		<3.9	U	
		VMP-4-12-112310	11/23/2010	<12	U		15			<8.6	U					<5	U		<2.8	U					<3.8	U		<4	U	
		VMP-4-12-021411	2/14/2011	<3.1	U		5.2			<2.2	U					<1.2	U		<0.72	U					<0.96	U		<1	U	
		VMP-4-12-041911	4/19/2011	<59	U		38			<42	U					<24	U		<14	U		7200			<74	U		<19	U	
		VMP-4-12-080311	8/3/2011	<6.8	U		8.4			<4.8	U					<2.8	U		<1.6	U		1400			<8.5	U		<2.2	U	
		VMP-4-12-080311-Dup	8/3/2011	<14	U		6.4			<9.7	U					<5.6	U		<3.2	U		1200			<17	U		<4.5	U	
		VMP-4-12-110911	11/9/2011	15		J	0.46	J		<1.5	U		<2.3	U		<0.85	U		<0.48	U		100			<2.6	U		<2.7	U	
	23.5 ft	VMP-4-23.5	11/5/2009	<92	U		540			<65	U					<38	U		<21	U					<29	U		<30	U	
		VMP-4-23.5-083110	8/31/2010	<14	U		490		J	<9.7	U					<5.6	U		<3.2	U					<4.3	U		<4.5	U	
		VMP-4-23.5-112310	11/23/2010	<140	U		510			<97	U					<56	U		<32	U					<43	U		<45	U	
		VMP-4-23.5-021411	2/14/2011	<5	U		340		J	<3.6	U					<2	U		<1.2	U					<1.6	U		<1.6	U	
		VMP-4-23.5-042011	4/20/2011	<320	U		440			<220	U					<130	U		<74	U		72000			<400	U		<100	U	
		VMP-4-23.5-042011-Dup	4/20/2011	58	J		410			<220	U					<130	U		<74	U		70000			<400	U		<100	U	
		VMP-4-23.5-080611	8/6/2011	<13	U		280			<9.4	U					<5.4	U		<3.1	U		56000			<16	U		<4.4	U	
		VMP-4-23.5-110911	11/9/2011	1800		J	89			<28	U		<43	U		<16	U		<9.3	U		25000			<50	U		<52	U	
	39 ft	VMP-4-39	11/5/2009	<71	U		660			<50	U					<29	U		<16	U					<22	U		<23	U	
		VMP-4-39-042111	4/21/2011	<400	U		470			<280	U					<160	U		<93	U		69000			<500	U		<130	U	
VMP-5	5 ft	VMP-5-5	11/5/2009	<2.1	U		1.5			<1.5	U					<0.87	U		<0.5	U					<0.66	U		<0.7	U	
		VMP-5-5-090910	9/9/2010	<25	U		7.6	J		<18	U					<10	U		<5.8	U					<7.8	U		<8.2	U	
		VMP-5-5-112210	11/22/2010	<6.1	U		8.6			<4.3	U					<2.5	U		<1.4	U					<1.9	U		<2	U	
		VMP-5-5-021611	2/16/2011	<0.039	U		0.024		J	<0.028	U					<0.016	U		<0.0091	U					<0.012	U		0.0081	J	J
		VMP-5-5-042111	4/21/2011	<0.12	U		0.88			<0.088	U					<0.051	U		<0.029	U		0.064	J		<0.16	U		<0.041	U	
		VMP-5-5-080511	8/5/2011	0.084			0.015			<0.0084	U					<0.0049	U		<0.0028	U		0.86			0.028			0.0037	J	
		VMP-5-5-111111	11/11/2011	0.15			0.03			<0.0062	U		<0.0096	U		<0.0036	U		<0.002	U		0.05			0.0024	J		0.0024	J	
	12.5 ft	VMP-5-12.5	11/6/2009	<2.4	U		5.8			<1.7	U					<1	U		<0.57	U					<0.76	U		<0.8	U	
		VMP-5-12.5-D	11/6/2009	<5.5	U		6			<3.9	U					<2.2	U		<1.3	U					<1.7	U		<1.8	U	
		VMP-5-12.5-090910	9/9/2010	7.6	J		11			<8.8	U					<5.1	U		<2.9	U					<3.9	U		<4.1	U	
		VMP-5-12.5-112310	11/23/2010	<0.63	U		0.54			<0.44	U					<0.26	U		<0.15	U					<0.19	U		<0.2	U	
		VMP-5-12.5-021611	2/16/2011	<1.9	U		<0.63	U		<1.3	U					<0.77	U		<0.44	U					<0.58	U		<0.62	U	
		VMP-5-12.5-042111	4/21/2011	<0.13	U		0.71			<0.094	U					<0.055	U		<0.031	U		0.11	J		<0.17	U		<0.044	U	
		VMP-5-12.5-080611	8/6/2011	<12	U		4.6			<8.3	U					<4.8	U		<2.7	U		7600			<15	U		<3.9	U	
		VMP-5-12.5-111111	11/11/2011	0.0085			0.0064			<0.0059	U		<0.0091	U		<0.0034	J	U	<0.0019	U		0.0035	J		0.0022	J		0.0023	J	
	31 ft	VMP-5-31	11/6/2009	<23	U		160			<16	U					<9.2	U		<5.3	U					<7	U		<7.4	U	
		VMP-5-31-090910	9/9/2010	<52	U		200			<37	U					<21	U		<12	U					<16	U		<17	U	
		VMP-5-31-112310	11/23/2010	<33	U		180			<23	U					<13	U		<7.6	U					<10	U		<11	U	
		VMP-5-31-021611	2/16/2011	<13	U		74			<9.2	U					<5.4	U		<3	U					<4.1	U		<4.3	U	
		VMP-5-31-042111	4/21/2011	<200	U		66			<140	U					<80	U		<46	U		34000			<240	U		<64	U	
		VMP-5-31-080611	8/6/2011	<110	U		64			<78	U					<45	U		<26	U		38000			<140	U		6.4	J	
		VMP-5-31-111111	11/11/2011	<56	U		12	J		<39	U		<60	U		<23	U		<13	U		19000			<69	U		<73	U	
	40 ft	VMP-5-40	11/6/2009	<31	U		170			<22	U					<13	U		<7.2	U					<9.7	U		<10	U	
		VMP-5-40-042111	4/21/2011	<200	U		64	J		<140	U					<84	U		<48	U		27000			<250	U		<67	U	
VMP-6	5 ft	VMP-6-5	11/6/2009	<3.8	U		5.8		J	<2.6	U					<1.5	U		<0.88	U					<1.2	U		<1.2	U	
		VMP-6-5-090810	9/8/2010	<2.1	U		1			<1.5	U					<0.85	U		<0.49	U					<0.65	U		<0.68	U	
		VMP-6-5-111610	11/16/2010	<13	U		9			<9.2	U					<5.4	U		<3	U					<4.1	U		<4.3	U	
		VMP-6-5-020711	2/7/2011	0.014			0.0033	J		<0.008	U					<0.0046	U		<0.0026	U					0.0015	J		<0.0037	U	
		VMP-6-5-040811	4/8/2011	0.055			2.4			<0.017	U					<0.01	U		<0.0057	U		0.083			<0.03	U		0.0098	J	
		VMP-6-5-080411	8/4/2011	<0.64	U		0.74			<0.45	U					<0.26	U		<0.15	U		160			<0.79	U		<0.21	U	
		VMP-6-5-110911	11/9/2011	0.015		J	0.015			<0.0054	U		<0.0083	U		<0.0031	U		<0.0018	U		0.028			0.0027	J		<0.01	U	
	10 ft	VMP-6-10	11/6/2009	<4.1	U		6.4			<2.9	U					<1.7	U		<0.95	U					<1.3	U		<1.3	U	
		VMP-6-10-090810	9/8/2010	<2.3	U		2.9		J	<1.6	U					<0.92	U		<0.53	U					<0.7	U		<0.74	U	
		VMP-6-10-111710	11/17/2010	0.012	J		0.0053			0.0025	J					<0.005	J	U	<0.0028	U					0.0022	J		<0.004	U	
		VMP-6-10-020711	2/7/2011	0.0038	J		0.0084			<0.0084	U					<0.0049	U		<0.0028	U					<0.0037	U		<0.0039	U	
		VMP-6-10-040811	4/8/2011	0.54			2			<0.2	U					<0.12	U		<0.067	U		<0.29	U		0.12	J		0.19	J	
		VMP-6-10-080411	8/4/2011	<2	U		1.7			<1.4	U					<0.83	U		<0.47	U		400			<2.5	U		<0.67	U	
		VMP-6-10-111011	11/10/2011	0.017		J	0.012			<0.0056	U		<0.0087	U		<0.0033	U		<0.0018	U		0.033			0.0026	J		<0.01	U	
	31.5 ft	VMP-6-31.5	11/9/2009	<27	U		28			<19	U					<11	U		<6.2	U					<8.2	U		<8.7	U	
		VMP-6-31.5-090810	9/8/2010	<15	U		29			<11	U					<6.2	U		<3.6	U					<4.7	U		<5	U	
		VMP-6-31.5-111710	11/17/2010	<24	U		30			<17	U					<9.8	U		<5.6	U					<7.4	U		<7.8	U	
		VMP-6-31.5-020711	2/7/2011	13	J		30			<16	U					<9.4	U		<5.4	U					<7.1	U		<7.5	U	
		VMP-6-31.5-041111	4/11/2011	12	J		18			<12	U					<7.3	U		<4.1	U		1200			<22	U		3.8	J	
		VMP-6-31.5-080411	8/4/2011	<13	U		11			<9.3	U					<5.4	U		<3.1	U		1100			<16	U		<4.3	U	
		VMP-6-31.5-111011	11/10/2011	110		J	8.8			<14	U		<22	U		<8.3	U		<4.7	U		1300			6.4	J		34		
	39 ft	VMP-6-39	11/9/2009	<30	U		40			<21	U					<12	U		<7	U					<9.4	U		<9.9	U	
		VMP-6-39-041111	4/11/2011	12	J		16			<15	U					<8.7	U		<4.9	U		1200			3.6	J		3.4	J	

TABLE 3 CUMULATIVE SUMMARY OF SOIL VAPOR ANALYTICAL DETECTIONS AND SCREENING RESULTS: VILLAGE - VOCS

				Carbon tetrachloride			Chlorobenzene			Chlorodibromomethane			Chloroethane			Chloroform			Chloromethane			alpha-Chlorotoluene			Cyclohexane			1,2-Dibromoethane		
Screening Values (mg/m³)				0.21			69			47,000						0.11												0.011		
Location	Depth	Sample ID	Sample Date	Result (mg/m³)	Lab Qualifier	URS Qualifier	Result (mg/m³)	Lab Qualifier	URS Qualifier	Result (mg/m³)	Lab Qualifier	URS Qualifier	Result (mg/m³)	Lab Qualifier	URS Qualifier	Result (mg/m³)	Lab Qualifier	URS Qualifier	Result (mg/m³)	Lab Qualifier	URS Qualifier	Result (mg/m³)	Lab Qualifier	URS Qualifier	Result (mg/m³)	Lab Qualifier	URS Qualifier	Result (mg/m³)	Lab Qualifier	URS Qualifier
VMP-4	5 ft	VMP-4-5	11/5/2009	<0.08	U		<0.058	U		<0.11	U		<0.033	U		<0.062	U		<0.1	U		<0.065	U		5.7			<0.097	U	
		VMP-4-5-082510	8/25/2010	<0.45	U		<0.33	U		<0.61	U		<0.19	U		<0.35	U		<0.59	U		<0.37	U		40			<0.55	U	
		VMP-4-5-112210	11/22/2010	<17	U		<12	U		<23	U		<7.1	U		<13	U		<22	U		<14	U		1200			<21	U	
		VMP-4-5-021411	2/14/2011	<0.99	U		<0.72	U		<1.3	U		<0.42	U		<0.77	U		<1.3	U		<0.82	U		120			<1.2	U	
		VMP-4-5-041911	4/19/2011	<46	U		<33	U		<62	U		<76	U		<35	U		<60	U		<38	U		770			<56	U	
		VMP-4-5-080311	8/3/2011	<0.098	U		0.02	J		<0.13	U		<0.16	U		<0.076	U		<0.13	U		<0.08	U		0.2			<0.12	U	
		VMP-4-5-110911	11/9/2011	<0.0054	U		<0.0039	U		<0.0073	U		<0.009	U		<0.0042	U		0.0014	J		<0.0044	U		0.0092			<0.0066	U	
	12 ft	VMP-4-12	11/5/2009	<1.3	U		<0.97	U		<1.8	U		<0.56	U		<1	U		<1.7	U		<1.1	U		170			<1.6	U	
		VMP-4-12-082510	8/25/2010	<7.9	U		<5.8	U		<11	U		<3.3	U		<6.2	U		<10	U		<6.5	U		880			<9.7	U	
		VMP-4-12-112310	11/23/2010	<8.1	U		<5.9	U		<11	U		<3.4	U		<6.3	U		<11	U		<6.7	U		760			<9.9	U	
		VMP-4-12-021411	2/14/2011	<2	U		<1.5	U		<2.8	U		<0.85	U		<1.6	U		<2.7	U		<1.7	U		280			<2.5	U	
		VMP-4-12-041911	4/19/2011	<39	U		<29	U		<53	U		<66	U		<30	U		<52	U		<32	U		860			<48	U	
		VMP-4-12-080311	8/3/2011	<4.5	U		<3.3	U		<6.1	U		<7.6	U		<3.5	U		<5.9	U		<3.7	U		230			<5.5	U	
		VMP-4-12-080311-Dup	8/3/2011	<9.1	U		<6.6	U		<12	U		<15	U		<7	U		<12	U		<7.5	U		210			<11	U	
		VMP-4-12-110911	11/9/2011	<1.4	U		<1	U		<1.9	U		<2.3	U		<1.1	U		<1.8	U		<1.1	U		16			<1.7	U	
	23.5 ft	VMP-4-23.5	11/5/2009	<61	U		<45	U		<83	U		<26	U		<47	U		<80	U		<50	U		2500			<74	U	
		VMP-4-23.5-083110	8/31/2010	<9.1	U		<6.6	U		<12	U		<3.8	U		<7	U		<12	U		<7.5	U		3000		J	<11	U	
		VMP-4-23.5-112310	11/23/2010	<92	U		<67	U		<120	U		<38	U		<71	U		<120	U		<75	U		2900			<110	U	
		VMP-4-23.5-021411	2/14/2011	<3.3	U		<2.4	U		<4.5	U		<1.4	U		<2.6	U		<4.4	U		<2.7	U		1700		J	<4.1	U	
		VMP-4-23.5-042011	4/20/2011	<210	U		<160	U		<290	U		<360	U		<160	U		<280	U		<170	U		2600			<260	U	
		VMP-4-23.5-042011-Dup	4/20/2011	<210	U		<160	U		<290	U		<360	U		<160	U		<280	U		<170	U		2400			<260	U	
		VMP-4-23.5-080611	8/6/2011	<8.8	U		<6.5	U		<12	U		<15	U		<6.9	U		<12	U		<7.3	U		1900			<11	U	
		VMP-4-23.5-110911	11/9/2011	<26	U		<19	U		<36	U		<44	U		<20	U		<35	U		<22	U		940			<32	U	
	39 ft	VMP-4-39	11/5/2009	<47	U		<34	U		<63	U		<20	U		<36	U		<62	U		<38	U		2400			<57	U	
		VMP-4-39-042111	4/21/2011	<260	U		<190	U		<360	U		<440	U		<200	U		<350	U		<220	U		2400			<320	U	
VMP-5	5 ft	VMP-5-5	11/5/2009	<1.4	U		<1	U		<1.9	U		<0.59	U		<1.1	U		<1.8	U		<1.2	U		78			<1.7	U	
		VMP-5-5-090910	9/9/2010	<17	U		<12	U		<22	U		<7	U		<13	U		<22	U		<14	U		400			<20	U	
		VMP-5-5-112210	11/22/2010	<4	U		<3	U		<5.5	U		<1.7	U		<3.1	U		<5.3	U		<3.3	U		450			<5	U	
		VMP-5-5-021611	2/16/2011	<0.026	U		<0.019	U		<0.035	U		<0.011	U		<0.02	U		<0.034	U		<0.021	U		4.4			<0.032	U	
		VMP-5-5-042111	4/21/2011	<0.083	U		<0.061	U		<0.11	U		<0.14	U		<0.064	U		<0.11	U		<0.068	U		0.033	J		<0.1	U	
		VMP-5-5-080511	8/5/2011	<0.0079	U		<0.0058	U		<0.011	U		<0.013	U		0.0015	J		<0.01	U		<0.0065	U		0.035			<0.0097	U	
		VMP-5-5-111111	11/11/2011	<0.0058	U		<0.0043	U		<0.0079	U		<0.0098	U		<0.0045	U		<0.0077	U		<0.0048	U		0.25			<0.0071	U	
	12.5 ft	VMP-5-12.5	11/6/2009	<1.6	U		<1.2	U		<2.2	U		<0.68	U		<1.2	U		<2.1	U		<1.3	U		240			<2	U	
		VMP-5-12.5-D	11/6/2009	<3.6	U		<2.7	U		<4.9	U		<1.5	U		<2.8	U		<4.8	U		<3	U		240			<4.4	U	
		VMP-5-12.5-090910	9/9/2010	<8.3	U		<6.1	U		<11	U		<3.5	U		<6.4	U		<11	U		<6.8	U		360			<10	U	
		VMP-5-12.5-112310	11/23/2010	<0.42	U		<0.3	U		<0.56	U		<0.17	U		<0.32	U		<0.54	U		<0.34	U		14			<0.51	U	
		VMP-5-12.5-021611	2/16/2011	<1.2	U		<0.91	U		<1.7	U		<0.52	U		<0.97	U		<1.6	U		<1	U		36			<1.5	U	
		VMP-5-12.5-042111	4/21/2011	<0.089	U		<0.065	U		<0.12	U		<0.15	U		<0.069	U		<0.12	U		<0.073	U		0.023	J		<0.11	U	
		VMP-5-12.5-080611	8/6/2011	<7.8	U		<5.7	U		<10	U		<13	U		<6	U		<10	U		<6.4	U		180			<9.5	U	
		VMP-5-12.5-111111	11/11/2011	<0.0055	U		<0.004	U		<0.0075	U		<0.0093	U		0.021			<0.0073	U		<0.0046	U		0.0019	J		<0.0068	U	
	31 ft	VMP-5-31	11/6/2009	<15	U		<11	U		<20	U		<6.3	U		<12	U		<20	U		<12	U		1600			<18	U	
		VMP-5-31-090910	9/9/2010	<35	U		<25	U		<47	U		<14	U		<27	U		<45	U		<28	U		1600			<42	U	
		VMP-5-31-112310	11/23/2010	<22	U		<16	U		<29	U		<9.1	U		<17	U		<28	U		<18	U		2200			<26	U	
		VMP-5-31-021611	2/16/2011	<8.7	U		<6.4	U		<12	U		<3.6	U		<6.7	U		<11	U		<7.1	U		1300			<11	U	
		VMP-5-31-042111	4/21/2011	<130	U		<95	U		<180	U		<220	U		<100	U		<170	U		<110	U		1600			<160	U	
		VMP-5-31-080611	8/6/2011	<73	U		<53	U		<99	U		<120	U		<57	U		<96	U		<60	U		1400			<89	U	
		VMP-5-31-111111	11/11/2011	<37	U		<27	U		<50	U		<62	U		<28	U		<48	U		<30	U		670			<45	U	
	40 ft	VMP-5-40	11/6/2009	<21	U		<15	U		<28	U		<8.6	U		<16	U		<27	U		<17	U		1400			<25	U	
		VMP-5-40-042111	4/21/2011	<140	U		<99	U		<180	U		<230	U		<100	U		<180	U		<110	U		1400			<160	U	
VMP-6	5 ft	VMP-6-5	11/6/2009	<2.5	U		<1.8	U		<3.4	U		<1	U		<1.9	U		<3.3	U		<2	U		380		J	<3	U	
		VMP-6-5-090810	9/8/2010	<1.4	U		<1	U		<1.9	U		<0.58	U		<1.1	U		<1.8	U		<1.1	U		76			<1.7	U	
		VMP-6-5-111610	11/16/2010	<8.7	U		<6.4	U		<12	U		<3.6	U		<6.7	U		<11	U		<7.1	U		600			<11	U	
		VMP-6-5-020711	2/7/2011	<0.0075	U		<0.0055	U		<0.01	U		<0.0031	U		<0.0058	U		<0.0098	U		<0.0062	U		0.013			<0.0091	U	
		VMP-6-5-040811	4/8/2011	<0.016	U		<0.012	U		<0.022	U		<0.027	U		<0.013	U		<0.021	U		<0.013	U		0.099			<0.02	U	
		VMP-6-5-080411	8/4/2011	<0.42	U		<0.31	U		<0.57	U		<0.71	U		<0.33	U		<0.55	U		<0.35	U		5.1			<0.51	U	
		VMP-6-5-110911	11/9/2011	<0.0051	U		<0.0037	U		<0.0068	U		<0.0085	U		<0.0039	U		<0.0066	U		<0.0042	U		0.016			<0.0062	U	
	10 ft	VMP-6-10	11/6/2009	<2.7	U		<2	U		<3.7	U		<1.1	U		<2.1	U		<3.6	U		<2.2	U		470			<3.3	U	
		VMP-6-10-090810	9/8/2010	<1.5	U		<1.1	U		<2	U		<0.63	U		<1.2	U		<2	U		<1.2	U		240		J	<1.8	U	
		VMP-6-10-111710	11/17/2010	0.0011	J		<0.0059	U		<0.011	U		<0.0034	U		<0.0063	U		<0.011	U		<0.0067	U		0.0046			<0.0099	U	
		VMP-6-10-020711	2/7/2011	<0.0079	U		<0.0058	U		<0.011	U		<0.0033	U		<0.0062	U		<0.01	U		<0.0065	U		0.0029	J		<0.0097	U	
		VMP-6-10-040811	4/8/2011	<0.19	U		<0.14	U		<0.26	U		<0.32	U		<0.15	U		<0.25	U		<0.16	U		<0.1	U		<0.23	U	
		VMP-6-10-080411	8/4/2011	<1.3	U		<0.98	U		<1.8	U		<2.2	U		<1	U		<1.8	U		<1.1	U		220			<1.6	U	
		VMP-6-10-111011	11/10/2011	<0.0053	U		<0.0039	U		<0.0072	U		<0.0089	U		<0.0041	U		<0.0069	U		<0.0043	U		0.0013	J		<0.0064	U	
	31.5 ft	VMP-6-31.5	11/9/2009	<18	U		<13	U		<24	U		<7.4	U		<14	U		<23	U		<14	U		970			<22	U	
		VMP-6-31.5-090810	9/8/2010	<10	U		<7.4	U		<14	U		<4.2	U		<7.9	U		<13	U		<8.3	U		1000			<12	U	
		VMP-6-31.5-111710	11/17/2010	<16	U		<12	U		<21	U		<6.6	U		<12	U		<21	U		<13	U		1500			<19	U	
		VMP-6-31.5-020711	2/7/2011	<15	U		<11	U		<21	U		<6.4	U		<12	U		<20	U		<12	U		1200			<18	U	
		VMP-6-31.5-041111	4/11/2011	<12	U		<8.6	U		<16	U		<20	U		<9.2	U		<15	U		<9.7	U		580			<14	U	
		VMP-6-31.5-080411	8/4/2011	<8.7	U		<6.4	U		<12	U		<15	U		<6.8	U		<11	U		<7.2	U		770			<11	U	
		VMP-6-31.5-111011	11/10/2011	<13	U		<9.8	U		<18	U		<22	U		<10	U		<18	U		<11	U		530			<16	U	
	39 ft	VMP-6-39	11/9/2009	<20	U		<15	U		<27	U		<8.4	U		<16	U		<26	U		<16	U		1200			<24	U	
		VMP-6-39-041111	4/11/2011	<14	U		<10	U		<19	U		<24	U		<11	U		<18	U		<12	U		620			<17	U	

TABLE 3 CUMULATIVE SUMMARY OF SOIL VAPOR ANALYTICAL DETECTIONS AND SCREENING RESULTS: VILLAGE - VOCS

				1,2-Dichlorobenzene			1,3-Dichlorobenzene			1,4-Dichlorobenzene			1,1-Dichloroethane			1,2-Dichloroethane			1,1-Dichloroethene			cis-1,2-Dichloroethene			Dichlorodifluoromethane		
Screening Values (mg/m³)				290						1,200			690			0.099			240			1,100,000					
Location	Depth	Sample ID	Sample Date	Result (mg/m³)	Lab Qualifier	URS Qualifier	Result (mg/m³)	Lab Qualifier	URS Qualifier	Result (mg/m³)	Lab Qualifier	URS Qualifier	Result (mg/m³)	Lab Qualifier	URS Qualifier	Result (mg/m³)	Lab Qualifier	URS Qualifier	Result (mg/m³)	Lab Qualifier	URS Qualifier	Result (mg/m³)	Lab Qualifier	URS Qualifier	Result (mg/m³)	Lab Qualifier	URS Qualifier
VMP-4	5 ft	VMP-4-5	11/5/2009	<0.076	U		<0.076	U		<0.076	U		<0.051	U		<0.051	U		<0.05	U		<0.05	U		<0.062	U	
		VMP-4-5-082510	8/25/2010	<0.43	U		<0.43	U		<0.43	U		<0.29	U		<0.29	U		<0.28	U		<0.28	U		<0.36	U	
		VMP-4-5-112210	11/22/2010	<16	U		<16	U		<16	U		<11	U		<11	U		<11	U		<11	U		<13	U	
		VMP-4-5-021411	2/14/2011	<0.95	U		<0.95	U		<0.95	U		<0.64	U		<0.64	U		<0.62	U		<0.62	U		<0.78	U	
		VMP-4-5-041911	4/19/2011	<44	U		<44	U		<44	U		<29	U		<29	U		<29	U		<29	U		<36	U	
		VMP-4-5-080311	8/3/2011	<0.093	U		<0.093	U		<0.093	U		<0.063	U		<0.063	U		<0.062	U		<0.062	U		<0.077	U	
		VMP-4-5-110911	11/9/2011	<0.0051	U		<0.0051	U		<0.0051	U		<0.0035	U		<0.0035	U		<0.0034	U		<0.0034	U		0.0019	J	
	12 ft	VMP-4-12	11/5/2009	<1.3	U		<1.3	U		<1.3	U		<0.85	U		<0.85	U		<0.84	U		<0.84	U		<1	U	
		VMP-4-12-082510	8/25/2010	<7.6	U		<7.6	U		<7.6	U		<5.1	U		<5.1	U		<5	U		<5	U		<6.2	U	
		VMP-4-12-112310	11/23/2010	<7.8	U		<7.8	U		<7.8	U		<5.2	U		<5.2	U		<5.1	U		<5.1	U		<6.4	U	
		VMP-4-12-021411	2/14/2011	<1.9	U		<1.9	U		<1.9	U		<1.3	U		<1.3	U		<1.3	U		<1.3	U		<1.6	U	
		VMP-4-12-041911	4/19/2011	<38	U		<38	U		<38	U		<25	U		<25	U		<25	U		<25	U		<31	U	
		VMP-4-12-080311	8/3/2011	<4.3	U		<4.3	U		<4.3	U		<2.9	U		<2.9	U		<2.8	U		<2.8	U		<3.6	U	
		VMP-4-12-080311-Dup	8/3/2011	<8.7	U		<8.7	U		<8.7	U		<5.8	U		<5.8	U		<5.7	U		<5.7	U		<7.1	U	
		VMP-4-12-110911	11/9/2011	<1.3	U		<1.3	U		<1.3	U		<0.89	U		<0.89	U		<0.87	U		<0.87	U		<1.1	U	UJ
	23.5 ft	VMP-4-23.5	11/5/2009	<58	U		<58	U		<58	U		<39	U		<39	U		<38	U		<38	U		<48	U	
		VMP-4-23.5-083110	8/31/2010	<8.7	U		<8.7	U		<8.7	U		<5.8	U		<5.8	U		<5.7	U		<5.7	U		<7.1	U	
		VMP-4-23.5-112310	11/23/2010	<87	U		<87	U		<87	U		<59	U		<59	U		<58	U		<58	U		<72	U	
		VMP-4-23.5-021411	2/14/2011	<3.2	U		<3.2	U		<3.2	U		<2.1	U		<2.1	U		<2.1	U		<2.1	U		<2.6	U	
		VMP-4-23.5-042011	4/20/2011	<200	U		<200	U		<200	U		<140	U		<140	U		<130	U		<130	U		<170	U	
		VMP-4-23.5-042011-Dup	4/20/2011	<200	U		<200	U		<200	U		<140	U		<140	U		<130	U		<130	U		<170	U	
		VMP-4-23.5-080611	8/6/2011	<8.4	U		<8.4	U		<8.4	U		<5.7	U		<5.7	U		<5.6	U		<5.6	U		<6.9	U	
		VMP-4-23.5-110911	11/9/2011	<25	U		<25	U		<25	U		<17	U		13	J		<17	U		<17	U		<21	U	
	39 ft	VMP-4-39	11/5/2009	<45	U		<45	U		<45	U		<30	U		<30	U		<30	U		<30	U		<37	U	
		VMP-4-39-042111	4/21/2011	<250	U		<250	U		<250	U		<170	U		<170	U		<170	U		<170	U		<210	U	
VMP-5	5 ft	VMP-5-5	11/5/2009	<1.3	U		<1.3	U		<1.3	U		<0.91	U		<0.91	U		<0.89	U		<0.89	U		<1.1	U	
		VMP-5-5-090910	9/9/2010	<16	U		<16	U		<16	U		<11	U		<11	U		<10	U		<10	U		<13	U	
		VMP-5-5-112210	11/22/2010	<3.9	U		<3.9	U		<3.9	U		<2.6	U		<2.6	U		<2.6	U		<2.6	U		<3.2	U	
		VMP-5-5-021611	2/16/2011	<0.025	U		<0.025	U		<0.025	U		<0.017	U		<0.017	U		<0.016	U		<0.016	U		<0.02	U	
		VMP-5-5-042111	4/21/2011	<0.079	U		<0.079	U		<0.079	U		<0.053	U		<0.053	U		<0.052	U		<0.052	U		<0.065	U	
		VMP-5-5-080511	8/5/2011	<0.0076	U		<0.0076	U		<0.0076	U		<0.0051	U		<0.0051	U		<0.005	U		<0.005	U		0.0024	J	
		VMP-5-5-111111	11/11/2011	<0.0056	U		<0.0056	U		<0.0056	U		<0.0038	U		<0.0038	U		<0.0037	U		<0.0037	U		0.0015	J	
	12.5 ft	VMP-5-12.5	11/6/2009	<1.6	U		<1.6	U		<1.6	U		<1	U		<1	U		<1	U		<1	U		<1.3	U	
		VMP-5-12.5-D	11/6/2009	<3.5	U		<3.5	U		<3.5	U		<2.3	U		<2.3	U		<2.3	U		<2.3	U		<2.9	U	
		VMP-5-12.5-090910	9/9/2010	<7.9	U		<7.9	U		<7.9	U		<5.3	U		<5.3	U		<5.2	U		<5.2	U		<6.5	U	
		VMP-5-12.5-112310	11/23/2010	<0.4	U		<0.4	U		<0.4	U		<0.27	U		<0.27	U		<0.26	U		<0.26	U		<0.33	U	
		VMP-5-12.5-021611	2/16/2011	<1.2	U		<1.2	U		<1.2	U		<0.8	U		<0.8	U		<0.79	U		<0.79	U		<0.98	U	
		VMP-5-12.5-042111	4/21/2011	<0.085	U		<0.085	U		<0.085	U		<0.057	U		<0.057	U		<0.056	U		<0.056	U		<0.07	U	
		VMP-5-12.5-080611	8/6/2011	<7.4	U		<7.4	U		<7.4	U		<5	U		<5	U		<4.9	U		<4.9	U		<6.1	U	
		VMP-5-12.5-111111	11/11/2011	<0.0053	U		<0.0053	U		<0.0053	U		<0.0036	U		<0.0036	U		<0.0035	U		0.0012	J		0.0017	J	
	31 ft	VMP-5-31	11/6/2009	<14	U		<14	U		<14	U		<9.6	U		<9.6	U		<9.4	U		<9.4	U		<12	U	
		VMP-5-31-090910	9/9/2010	<33	U		<33	U		<33	U		<22	U		<22	U		<22	U		<22	U		<27	U	
		VMP-5-31-112310	11/23/2010	<21	U		<21	U		<21	U		<14	U		<14	U		<14	U		<14	U		<17	U	
		VMP-5-31-021611	2/16/2011	<8.3	U		<8.3	U		<8.3	U		<5.6	U		<5.6	U		<5.5	U		<5.5	U		<6.8	U	
		VMP-5-31-042111	4/21/2011	<120	U		<120	U		<120	U		<83	U		<83	U		<82	U		<82	U		<100	U	
		VMP-5-31-080611	8/6/2011	<70	U		<70	U		<70	U		<47	U		<47	U		<46	U		<46	U		<57	U	
		VMP-5-31-111111	11/11/2011	<35	U		<35	U		<35	U		<24	U		12	J		<23	U		<23	U		<29	U	
	40 ft	VMP-5-40	11/6/2009	<20	U		<20	U		<20	U		<13	U		<13	U		<13	U		<13	U		<16	U	
		VMP-5-40-042111	4/21/2011	<130	U		<130	U		<130	U		<87	U		<87	U		<85	U		<85	U		<110	U	
VMP-6	5 ft	VMP-6-5	11/6/2009	<2.4	U		<2.4	U		<2.4	U		<1.6	U		<1.6	U		<1.6	U		<1.6	U		<2	U	
		VMP-6-5-090810	9/8/2010	<1.3	U		<1.3	U		<1.3	U		<0.89	U		<0.89	U		<0.87	U		<0.87	U		<1.1	U	
		VMP-6-5-111610	11/16/2010	<8.3	U		<8.3	U		<8.3	U		<5.6	U		<5.6	U		<5.5	U		<5.5	U		<6.8	U	
		VMP-6-5-020711	2/7/2011	<0.0072	J	U	<0.0072	J	U	<0.0072	J	U	<0.0048	U		<0.0048	U		<0.0047	U		<0.0047	U		0.0025	J	
		VMP-6-5-040811	4/8/2011	<0.016	U		<0.016	J	U	<0.016	J	U	<0.01	U		<0.01	U		<0.01	U		<0.01	U		0.0029	J	
		VMP-6-5-080411	8/4/2011	<0.4	U		<0.4	U		<0.4	U		<0.27	U		<0.27	U		<0.26	U		<0.26	U		<0.33	U	
		VMP-6-5-110911	11/9/2011	<0.0048	U		<0.0048	U		<0.0048	U		<0.0032	U		<0.0032	U		<0.0032	U		<0.0032	U		0.0019	J	J
	10 ft	VMP-6-10	11/6/2009	<2.6	U		<2.6	U		<2.6	U		<1.7	U		<1.7	U		<1.7	U		<1.7	U		<2.1	U	
		VMP-6-10-090810	9/8/2010	<1.4	U		<1.4	U		<1.4	U		<0.96	U		<0.96	U		<0.94	U		<0.94	U		<1.2	U	
		VMP-6-10-111710	11/17/2010	<0.0078	U		<0.0078	U		<0.0078	U		<0.0052	U		<0.0052	U		<0.0051	U		<0.0051	U		0.002	J	
		VMP-6-10-020711	2/7/2011	<0.0076	J	U	<0.0076	J	U	<0.0076	J	U	<0.0051	U		<0.0051	U		<0.005	U		<0.005	U		0.0021	J	
		VMP-6-10-040811	4/8/2011	<0.18	U		<0.18	U		<0.18	U		<0.12	U		<0.12	U		<0.12	U		<0.12	U		<0.15	U	
		VMP-6-10-080411	8/4/2011	<1.3	U		<1.3	U		<1.3	U		<0.87	U		<0.87	U		<0.85	U		<0.85	U		<1	U	
		VMP-6-10-111011	11/10/2011	<0.005	U		<0.005	U		<0.005	U		<0.0034	U		<0.0034	U		<0.0033	U		<0.0033	U		0.0014	J	J
	31.5 ft	VMP-6-31.5	11/9/2009	<17	U		<17	U		<17	U		<11	U		<11	U		<11	U	UJ	<11	U		<14	U	
		VMP-6-31.5-090810	9/8/2010	<9.7	U		<9.7	U		<9.7	U		<6.5	U		<6.5	U		<6.4	U		<6.4	U		<8	U	
		VMP-6-31.5-111710	11/17/2010	<15	U		<15	U		<15	U		<10	U		<10	U		<10	U		<10	U		<12	U	
		VMP-6-31.5-020711	2/7/2011	<14	U		<14	U		<14	U		<9.8	U		<9.8	U		<9.6	U		<9.6	U		<12	U	
		VMP-6-31.5-041111	4/11/2011	<11	U		<11	U		1.1	J		<7.6	U		<7.6	U		<7.4	U		<7.4	U		<9.3	U	
		VMP-6-31.5-080411	8/4/2011	<8.4	U		<8.4	U		<8.4	U		<5.6	U		<5.6	U		<5.5	U		<5.5	U		<6.9	U	
		VMP-6-31.5-111011	11/10/2011	<13	U		<13	U		<13	U		<8.7	U		10			<8.5	U		<8.5	U		<10	U	
	39 ft	VMP-6-39	11/9/2009	<19	U		<19	U		<19	U		<13	U		<13	U		<13	U	UJ	<13	U		<16	U	
		VMP-6-39-041111	4/11/2011	<13	U		<13	U		<13	U		<9	U		<9	U		<8.9	U		<8.9	U		<11	U	

TABLE 3 CUMULATIVE SUMMARY OF SOIL VAPOR ANALYTICAL DETECTIONS AND SCREENING RESULTS: VILLAGE - VOCS

				Dichloromethane (Methylene chloride)			1,2-Dichloropropane			trans-1,3-Dichloropropene			1,4-Dioxane			Ethanol			Ethylbenzene			4-Ethyltoluene			Freon 113		
Screening Values (mg/m³)				5.6			0.062			0.9			0.22						1,400								
Location	Depth	Sample ID	Sample Date	Result (mg/m³)	Lab Qualifier	URS Qualifier	Result (mg/m³)	Lab Qualifier	URS Qualifier	Result (mg/m³)	Lab Qualifier	URS Qualifier	Result (mg/m³)	Lab Qualifier	URS Qualifier	Result (mg/m³)	Lab Qualifier	URS Qualifier	Result (mg/m³)	Lab Qualifier	URS Qualifier	Result (mg/m³)	Lab Qualifier	URS Qualifier	Result (mg/m³)	Lab Qualifier	URS Qualifier
VMP-4	5 ft	VMP-4-5	11/5/2009	<0.044	U		<0.058	U		<0.057	U		<0.18	U		<0.095	U		<0.055	U		<0.062	U		<0.097	U	
		VMP-4-5-082510	8/25/2010	<0.25	U		<0.33	U		<0.33	U		<1	U		<0.54	U		<0.31	U		0.061	J		<0.55	U	
		VMP-4-5-112210	11/22/2010	<9.3	U		<12	U		<12	U		<39	U		<20	U		21			6.2	J		<21	U	
		VMP-4-5-021411	2/14/2011	<0.55	U		<0.73	U		<0.71	U		<2.3	U		<1.2	U		<0.68	U		<0.77	U		<1.2	U	
		VMP-4-5-041911	4/19/2011	<25	U		<34	U		<33	U		<100	U		<55	U		<31	U		<36	U		<56	U	
		VMP-4-5-080311	8/3/2011	<0.054	U		<0.072	U		<0.07	U		<0.22	U		0.22			<0.068	U		<0.076	U		<0.12	U	
		VMP-4-5-110911	11/9/2011	<0.003	J	U	<0.004	U		<0.0039	U		<0.012	U		0.028			0.00078	J		<0.0042	J	U	<0.0066	U	
	12 ft	VMP-4-12	11/5/2009	<0.73	U		<0.98	U		<0.96	U		<3	U		<1.6	U		<0.92	U		1.2			<1.6	U	
		VMP-4-12-082510	8/25/2010	<4.4	U		<5.8	U		<5.7	U		<18	U		<9.5	U		7.8			3.6	J		<9.6	U	
		VMP-4-12-112310	11/23/2010	<4.5	U		<6	U		<5.8	U		<18	U		<9.7	U		1.7	J		4.7	J		<9.9	U	
		VMP-4-12-021411	2/14/2011	<1.1	U		<1.5	U		<1.5	U		<4.7	U		<2.4	U		<1.4	U		0.97	J		<2.5	U	
		VMP-4-12-041911	4/19/2011	<22	U		<29	U		<28	U		<90	U		<47	U		33			11	J		<48	U	
		VMP-4-12-080311	8/3/2011	<2.5	U		<3.3	U		<3.3	U		<10	U		<5.4	U		<3.1	U		<3.5	U		<5.5	U	
		VMP-4-12-080311-Dup	8/3/2011	<5	U		<6.7	U		<6.6	U		<21	U		<11	U		<6.3	U		<7.1	U		<11	U	
		VMP-4-12-110911	11/9/2011	<0.76	U		<1	U		<0.99	U		<3.2	U		<1.6	U		<0.95	U		<1.1	U		<1.7	U	
	23.5 ft	VMP-4-23.5	11/5/2009	<34	U		<45	U		<44	U		<140	U		<73	U		720			110			<74	U	
		VMP-4-23.5-083110	8/31/2010	<5	U		<6.7	U		<6.6	U		<21	U		<11	U		960		J	230		J	<11	U	
		VMP-4-23.5-112310	11/23/2010	<50	U		<67	U		<66	U		<210	U		<110	U		630			58	J		<110	U	
		VMP-4-23.5-021411	2/14/2011	<1.8	U		<2.4	U		<2.4	U		<7.6	U		<4	U		93		J	1.2	J	J	<4.1	U	
		VMP-4-23.5-042011	4/20/2011	<120	U		<160	U		<150	U		<480	U		65	J		530			69	J		<260	U	
		VMP-4-23.5-042011-Dup	4/20/2011	53	J		<160	U		<150	U		<480	U		<250	U		490			69	J		<260	U	
		VMP-4-23.5-080611	8/6/2011	<4.9	U		<6.5	U		<6.4	U		<20	U		<10	U		180			21			<11	U	
		VMP-4-23.5-110911	11/9/2011	<14	U		<19	U		<19	U		<60	U		<32	U		4	J		<21	U		<32	U	
	39 ft	VMP-4-39	11/5/2009	<26	U		<34	U		<34	U		<110	U		<56	U		620			120			<57	U	
		VMP-4-39-042111	4/21/2011	<140	U		<190	U		<190	U		<600	U		<320	U		420			51	J		<320	U	
VMP-5	5 ft	VMP-5-5	11/5/2009	<0.78	U		<1	U		<1	U		<3.2	U		<1.7	U		<0.97	U		<1.1	U		<1.7	U	
		VMP-5-5-090910	9/9/2010	<9.2	U		<12	U		<12	U		<38	U		<20	U		<11	U		20			<20	U	
		VMP-5-5-112210	11/22/2010	<2.2	U		<3	U		<2.9	U		<9.3	U		<4.9	U		<2.8	U		<3.2	U		<4.9	U	
		VMP-5-5-021611	2/16/2011	<0.014	U		<0.019	U		<0.019	U		<0.059	U		<0.031	U		0.0041	J	J	<0.02	U		<0.032	U	
		VMP-5-5-042111	4/21/2011	<0.046	U		<0.061	U		<0.06	U		<0.19	U		<0.099	U		<0.057	U		<0.065	U		<0.1	U	
		VMP-5-5-080511	8/5/2011	0.0075			<0.0058	U		<0.0057	U		<0.018	U		0.073			0.0032	J		0.0022	J		<0.0096	U	
		VMP-5-5-111111	11/11/2011	0.0023	J		<0.0043	U		<0.0042	U		<0.013	U		0.014			0.002	J		0.0024	J		<0.0071	U	
	12.5 ft	VMP-5-12.5	11/6/2009	<0.9	U		<1.2	U		<1.2	U		<3.7	U		<1.9	U		<1.1	U		<1.3	U		<2	U	
		VMP-5-12.5-D	11/6/2009	<2	U		<2.7	U		<2.6	U		<8.4	U		<4.4	U		<2.5	U		<2.8	U		<4.4	U	
		VMP-5-12.5-090910	9/9/2010	<4.6	U		<6.1	U		<6	U		<19	U		<9.9	U		<5.7	U		9.2			<10	U	
		VMP-5-12.5-112310	11/23/2010	<0.23	U		<0.3	U		<0.3	U		<0.95	U		<0.5	U		0.1	J		<0.32	U		<0.5	U	
		VMP-5-12.5-021611	2/16/2011	<0.69	U		<0.92	U		<0.9	U		<2.9	U		<1.5	U		<0.86	U		<0.98	U		<1.5	U	
		VMP-5-12.5-042111	4/21/2011	<0.049	U		<0.065	U		<0.064	U		<0.2	U		<0.11	U		<0.061	U		<0.069	U		<0.11	U	
		VMP-5-12.5-080611	8/6/2011	<4.3	U		<5.7	U		<5.6	U		<18	U		<9.3	U		<5.4	U		<6.1	U		<9.5	U	
		VMP-5-12.5-111111	11/11/2011	0.0024	J		<0.0041	U		<0.004	U		<0.013	U		0.011			0.001	J		0.00067	J		<0.0067	U	
	31 ft	VMP-5-31	11/6/2009	<8.3	U		<11	U		<11	U		<34	U		<18	U		<10	U		<12	U		<18	U	
		VMP-5-31-090910	9/9/2010	<19	U		<25	U		<25	U		<79	U		<41	U		<24	U		<27	U		<42	U	
		VMP-5-31-112310	11/23/2010	<12	U		<16	U		<16	U		<50	U		<26	U		<15	U		<17	U		<26	U	
		VMP-5-31-021611	2/16/2011	<4.8	U		<6.4	U		<6.3	U		<20	U		<10	U		<6	U		<6.8	U		<10	U	
		VMP-5-31-042111	4/21/2011	<72	U		<95	U		<93	U		<300	U		<160	U		<89	U		<100	U		<160	U	
		VMP-5-31-080611	8/6/2011	<40	U		<54	U		<53	U		<170	U		<87	U		<50	U		<57	U		<89	U	
		VMP-5-31-111111	11/11/2011	<20	U		<27	U		<26	U		<84	U		<44	U		<25	U		<29	U		<45	U	
	40 ft	VMP-5-40	11/6/2009	<11	U		<15	U		<15	U		<47	U		<25	U		<14	U		<16	U		<25	U	
		VMP-5-40-042111	4/21/2011	<75	U		<100	U		<98	U		<310	U		<160	U		<94	U		<100	U		<160	U	
VMP-6	5 ft	VMP-6-5	11/6/2009	<1.4	U		<1.8	U		<1.8	U		<5.7	U		<3	U		6.5		J	<1.9	U		<3	U	
		VMP-6-5-090810	9/8/2010	<0.76	U		<1	U		<1	U		<3.2	U		<1.6	U		<0.96	U		1	J		<1.7	U	
		VMP-6-5-111610	11/16/2010	<4.8	U		<6.4	U		<6.3	U		<20	U		<10	U		5.5	J		<6.8	U		<10	U	
		VMP-6-5-020711	2/7/2011	<0.0041	U		<0.0055	U		<0.0054	U		<0.017	U		0.0051	J		0.013			0.0071			<0.0091	U	
		VMP-6-5-040811	4/8/2011	0.0043	J		<0.012	U		<0.012	U		<0.037	U		0.02			<0.011	U		<0.013	U		<0.02	U	
		VMP-6-5-080411	8/4/2011	<0.23	U		<0.31	U		<0.3	U		<0.96	U		<0.5	U		0.1	J		<0.33	U		<0.51	U	
		VMP-6-5-110911	11/9/2011	<0.0028	J	U	<0.0037	U		<0.0036	U		<0.012	U		0.034			0.075			0.025			<0.0062	U	
	10 ft	VMP-6-10	11/6/2009	<1.5	U		<2	U		<2	U		<6.2	U		<3.2	U		5.2			<2.1	U		<3.3	U	
		VMP-6-10-090810	9/8/2010	<0.83	U		<1.1	U		<1.1	U		<3.4	U		<1.8	U		0.68	J	J	0.9	J	J	<1.8	U	
		VMP-6-10-111710	11/17/2010	<0.0045	U		<0.006	U		<0.0058	U		<0.018	U		0.0037	J		0.0014	J		<0.0063	U		<0.0099	U	
		VMP-6-10-020711	2/7/2011	<0.0044	U		<0.0058	U		<0.0057	U		<0.018	U		<0.0095	U		<0.0055	U		<0.0062	U		<0.0096	U	
		VMP-6-10-040811	4/8/2011	0.12			<0.14	U		<0.14	U		<0.44	U		0.12	J		0.028	J		<0.15	U		<0.23	U	
		VMP-6-10-080411	8/4/2011	<0.74	U		<0.99	U		<0.97	U		<3.1	U		<1.6	U		0.18	J		<1	U		<1.6	U	
		VMP-6-10-111011	11/10/2011	<0.0029	J	U	<0.0039	U		<0.0038	U		<0.012	U		0.024			<0.0036	U		<0.0041	U		<0.0064	U	
	31.5 ft	VMP-6-31.5	11/9/2009	<9.7	U	UJ	<13	U		<13	U		<40	U		<21	U		180			37			<21	U	
		VMP-6-31.5-090810	9/8/2010	<5.6	U		<7.4	U		<7.3	U		<23	U		<12	U		160			16			<12	U	
		VMP-6-31.5-111710	11/17/2010	<8.8	U		<12	U		<11	U		<36	U		<19	U		150			13			<19	U	
		VMP-6-31.5-020711	2/7/2011	<8.4	U		<11	U		<11	U		<35	U		<18	U		180			23			<18	U	
		VMP-6-31.5-041111	4/11/2011	5.8	J		<8.7	U		<8.5	U		<27	U		3.2	J		84			9.4			<14	U	
		VMP-6-31.5-080411	8/4/2011	<4.8	U		<6.4	U		<6.3	U		<20	U		<10	U		20			<6.8	U		<11	U	
		VMP-6-31.5-111011	11/10/2011	<7.4	U		<9.9	U		<9.7	U		<31	U		6.2	J		2.7	J		<10	U		<16	U	
	39 ft	VMP-6-39	11/9/2009	<11	U	UJ	<15	U		<14	U		<46	U		<24	U		290			82			<24	U	
		VMP-6-39-041111	4/11/2011	3.7	J		<10	U		<10	U		<32	U		<17	U		120			14			<17	U	

TABLE 3 CUMULATIVE SUMMARY OF SOIL VAPOR ANALYTICAL DETECTIONS AND SCREENING RESULTS: VILLAGE - VOCS

				Heptane			Hexachlorobutadiene			Hexane			2-Hexanone (Methyl N-Butyl Ketone)			Isopentane			Isopropylbenzene (Cumene)			4-Methyl-2-pentanone (Methyl Isobutyl Ketone)			Methyl tert-Butyl Ether (MTBE)		
Screening Values (mg/m³)																			600						3,400		
Location	Depth	Sample ID	Sample Date	Result (mg/m³)	Lab Qualifier	URS Qualifier	Result (mg/m³)	Lab Qualifier	URS Qualifier	Result (mg/m³)	Lab Qualifier	URS Qualifier	Result (mg/m³)	Lab Qualifier	URS Qualifier	Result (mg/m³)	Lab Qualifier	URS Qualifier	Result (mg/m³)	Lab Qualifier	URS Qualifier	Result (mg/m³)	Lab Qualifier	URS Qualifier	Result (mg/m³)	Lab Qualifier	URS Qualifier
VMP-4	5 ft	VMP-4-5	11/5/2009	<0.052	U		<0.54	U		0.54			<0.21	U					<0.062	U		<0.052	U		<0.046	U	
		VMP-4-5-082510	8/25/2010	1.7			<3.1	U		13			<1.2	U					0.048	J		<0.29	U		<0.26	U	
		VMP-4-5-112210	11/22/2010	580			<110	U		1300			<44	U					6.6	J		<11	U		<9.7	U	
		VMP-4-5-021411	2/14/2011	30			<6.7	U		88			<2.6	U					<0.77	U		<0.64	U		<0.57	U	
		VMP-4-5-041911	4/19/2011	380			<310	U		1200			<120	U		11000			<36	U		<30	U		<26	U	
		VMP-4-5-080311	8/3/2011	0.054	J		<0.66	U		0.6			0.0083	J		19	E	J	0.072	J		<0.064	U		<0.056	U	
		VMP-4-5-110911	11/9/2011	0.0018	J		<0.036	U		0.0032			<0.014	U		0.04			0.0021	J		<0.0035	U		<0.0031	U	
	12 ft	VMP-4-12	11/5/2009	35			<9	U		130			<3.4	U					<1	U		<0.86	U		<0.76	U	
		VMP-4-12-082510	8/25/2010	420			<54	U		1200			<21	U					3.6	J		<5.2	U		<4.5	U	
		VMP-4-12-112310	11/23/2010	240			<55	U		690			<21	U					<6.3	U		<5.3	U		<4.6	U	
		VMP-4-12-021411	2/14/2011	24			<14	U		160			<5.3	U					<1.6	U		<1.3	U		<1.2	U	
		VMP-4-12-041911	4/19/2011	480			<270	U		1300			<100	U		11000			<31	U		<26	U		<22	U	
		VMP-4-12-080311	8/3/2011	41			<31	U		170			<12	U		3100			<3.5	U		<2.9	U		<2.6	U	
		VMP-4-12-080311-Dup	8/3/2011	36			<62	U		150			<24	U		3400			<7.1	U		<5.9	U		<5.2	U	
		VMP-4-12-110911	11/9/2011	1.6			<9.3	U		11			<3.6	U		260			<1.1	U		<0.9	U		<0.79	U	
	23.5 ft	VMP-4-23.5	11/5/2009	3600			<410	U		14000			<160	U					<48	U		<40	U		<35	U	
		VMP-4-23.5-083110	8/31/2010	4100		J	<62	U		13000		J	<24	U					38		J	<5.9	U		<5.2	U	
		VMP-4-23.5-112310	11/23/2010	3900			<620	U		15000			<240	U					<72	U		<60	U		<52	U	
		VMP-4-23.5-021411	2/14/2011	1700		J	<23	U		12000			<8.7	U					<2.6	U		<2.2	U		<1.9	U	
		VMP-4-23.5-042011	4/20/2011	2900			<1400	U		13000			<1400	U		81000			<160	U		<1400	U		<120	U	
		VMP-4-23.5-042011-Dup	4/20/2011	2800			<1400	U		13000			<1400	U		78000			<160	U		<1400	U		<120	U	
		VMP-4-23.5-080611	8/6/2011	2200			<60	U		11000			<23	U		69000			6.6	J		<5.8	U		<5.1	U	
		VMP-4-23.5-110911	11/9/2011	740			<180	U		6200			<69	U		37000			<21	U		<17	U		<15	U	
	39 ft	VMP-4-39	11/5/2009	3500			<320	U		14000			<120	U					<37	U		<30	U		<27	U	
		VMP-4-39-042111	4/21/2011	2700			<1800	U		13000			<1700	U		77000			<210	U		<1700	U		<150	U	
VMP-5	5 ft	VMP-5-5	11/5/2009	9.1			<9.6	U		170			<3.7	U					<1.1	U		<0.92	U		<0.81	U	
		VMP-5-5-090910	9/9/2010	140			<110	U		1500			<43	U					<13	U		<11	U		<9.5	U	
		VMP-5-5-112210	11/22/2010	120			<28	U		1400			<10	U					<3.2	U		<2.6	U		<2.3	U	
		VMP-5-5-021611	2/16/2011	<0.017	U		<0.18	U		<0.014	U		<0.067	U					<0.02	U		<0.017	U		<0.015	U	
		VMP-5-5-042111	4/21/2011	<0.054	U		<0.56	U		0.035	J		<0.54	U		0.25			<0.065	U		<0.54	U		<0.048	U	
		VMP-5-5-080511	8/5/2011	0.047			<0.054	U		0.083			<0.021	U		0.32			0.01			0.072			<0.0045	U	
		VMP-5-5-111111	11/11/2011	0.23			<0.04	U		0.11			<0.015	U		0.24			0.025			0.021			<0.0034	U	
	12.5 ft	VMP-5-12.5	11/6/2009	46			<11	U		650			<4.2	U					<1.3	U		<1	U		<0.93	U	
		VMP-5-12.5-D	11/6/2009	47			<25	U		640			<9.5	U					<2.8	U		<2.4	U		<2.1	U	
		VMP-5-12.5-090910	9/9/2010	120			<56	U		1300			<22	U					<6.5	U		<5.4	U		<4.8	U	
		VMP-5-12.5-112310	11/23/2010	<0.27	U		<2.8	U		15			<1.1	U					<0.32	U		<0.27	U		<0.24	U	
		VMP-5-12.5-021611	2/16/2011	5.8			<8.5	U		110			<3.2	U					<0.98	U		<0.81	U		<0.72	U	
		VMP-5-12.5-042111	4/21/2011	<0.058	U		<0.6	U		0.03	J		<0.58	U		0.2			<0.069	U		<0.58	U		<0.051	U	
		VMP-5-12.5-080611	8/6/2011	27			<53	U		340			<20	U		10000			<6.1	U		<5.1	U		<4.5	U	
		VMP-5-12.5-111111	11/11/2011	0.0024	J		<0.038	U		0.0018	J		<0.014	U		0.0029	J		0.0024	J		0.022			<0.0032	U	
	31 ft	VMP-5-31	11/6/2009	910			<100	U		4900			<39	U					<12	U		<9.7	U		<8.6	U	
		VMP-5-31-090910	9/9/2010	1300			<230	U		7700			<90	U					<27	U		<22	U		<20	U	
		VMP-5-31-112310	11/23/2010	1700			<150	U		8200			<57	U					<17	U		<14	U		<12	U	
		VMP-5-31-021611	2/16/2011	950			<59	U		5600			<23	U					<6.8	U		<5.6	U		<5	U	
		VMP-5-31-042111	4/21/2011	900			<880	U		6200			<840	U		44000			<100	U		<840	U		<74	U	
		VMP-5-31-080611	8/6/2011	780			<490	U		5800			<190	U		43000			<57	U		<48	U		<42	U	
		VMP-5-31-111111	11/11/2011	220			<250	U		2200			<96	U		24000			<29	U		<24	U		<21	U	
	40 ft	VMP-5-40	11/6/2009	810			<140	U		4400			<54	U					<16	U		<13	U		<12	U	
		VMP-5-40-042111	4/21/2011	730			<920	U		4900			<880	U		35000			<100	U		<880	U		<78	U	
VMP-6	5 ft	VMP-6-5	11/6/2009	380		J	<17	U		720		J	<6.5	U					2.7		J	<1.6	U		<1.4	U	
		VMP-6-5-090810	9/8/2010	43			<9.4	U		130			<3.6	U					<1.1	U		<0.9	U		<0.79	U	
		VMP-6-5-111610	11/16/2010	600			<59	U		1100			<23	U					4.2	J		<5.6	U		<5	U	
		VMP-6-5-020711	2/7/2011	0.03			<0.051	U		0.022			<0.019	U					0.0024	J		<0.0049	U		<0.0043	U	
		VMP-6-5-040811	4/8/2011	<0.011	U		<0.11	U		<0.0091	U		<0.042	U		0.44			<0.013	U		<0.011	U		<0.0093	U	
		VMP-6-5-080411	8/4/2011	3.7			<2.8	U		32			<1.1	U		250			<0.33	U		<0.27	U		<0.24	U	
		VMP-6-5-110911	11/9/2011	0.045			<0.034	U		0.055			<0.013	U		0.065			0.014			0.022			<0.0029	U	
	10 ft	VMP-6-10	11/6/2009	480			<18	U		900			<7	U					3.6			<1.8	U		<1.6	U	
		VMP-6-10-090810	9/8/2010	160		J	<10	U		400		J	<3.9	U					0.54	J	J	<0.97	U		<0.86	U	
		VMP-6-10-111710	11/17/2010	0.0043	J		<0.055	U		0.013			<0.021	U					<0.0063	U		<0.0053	U		0.00056	J	
		VMP-6-10-020711	2/7/2011	0.0018	J		<0.054	U		0.0038	J		<0.021	U					<0.0062	U		<0.0052	U		<0.0045	U	
		VMP-6-10-040811	4/8/2011	<0.12	U		<1.3	U		<0.11	U		<0.5	U		<0.36	U		<0.15	U		<0.12	U		<0.11	U	
		VMP-6-10-080411	8/4/2011	76			<9.1	U		210			<3.5	U		770			<1	U		<0.88	U		<0.77	U	
		VMP-6-10-111011	11/10/2011	0.0016	J		<0.036	U		0.0081			<0.014	U		0.062			0.0018	J		0.022			<0.003	U	
	31.5 ft	VMP-6-31.5	11/9/2009	1800			<120	U		3100			<46	U					18			<11	U		<10	U	
		VMP-6-31.5-090810	9/8/2010	1900			<69	U		3200			<26	U					19			<6.6	U		<5.8	U	
		VMP-6-31.5-111710	11/17/2010	2200			<110	U		3400			<41	U					19			<10	U		<9.1	U	
		VMP-6-31.5-020711	2/7/2011	1900			<100	U		3000			<40	U					26			<9.9	U		<8.7	U	
		VMP-6-31.5-041111	4/11/2011	1100			<80	U		2200			<31	U		1700			10			<7.7	U		<6.8	U	
		VMP-6-31.5-080411	8/4/2011	1000			<59	U		2000			<23	U		1700			2	J		<5.7	U		<5	U	
		VMP-6-31.5-111011	11/10/2011	570			<91	U		1500			<35	U		2000			<10	U		<8.8	U		<7.7	U	
	39 ft	VMP-6-39	11/9/2009	2400			<140	U		4200			<52	U					24			<13	U		<11	U	
		VMP-6-39-041111	4/11/2011	1200			<95	U		2300			<37	U		1700			12			<9.2	U		<8	U	

TABLE 3 CUMULATIVE SUMMARY OF SOIL VAPOR ANALYTICAL DETECTIONS AND SCREENING RESULTS: VILLAGE - VOCS

				2-Propanol			n-Propylbenzene			Styrene			Tetrachloroethene			Tetrahydrofuran			Toluene			1,2,4-Trichlorobenzene			1,1,1-Trichloroethane (Methyl chloroform)		
Screening Values (mg/m³)										1,400			0.55						6,200			11			6,600		
Location	Depth	Sample ID	Sample Date	Result (mg/m³)	Lab Qualifier	URS Qualifier	Result (mg/m³)	Lab Qualifier	URS Qualifier	Result (mg/m³)	Lab Qualifier	URS Qualifier	Result (mg/m³)	Lab Qualifier	URS Qualifier	Result (mg/m³)	Lab Qualifier	URS Qualifier	Result (mg/m³)	Lab Qualifier	URS Qualifier	Result (mg/m³)	Lab Qualifier	URS Qualifier	Result (mg/m³)	Lab Qualifier	URS Qualifier
VMP-4	5 ft	VMP-4-5	11/5/2009	<0.12	U		<0.062	U		<0.054	U		<0.086	U		<0.037	U		<0.048	U		<0.38	U	UJ	<0.069	U	
		VMP-4-5-082510	8/25/2010	<0.71	U		0.058	J		<0.31	U		<0.49	U		<0.21	U		<0.27	U		<2.1	U		<0.39	U	
		VMP-4-5-112210	11/22/2010	<26	U		8.4	J		<11	U		<18	U		<7.9	U		2.8	J		<80	U		<15	U	
		VMP-4-5-021411	2/14/2011	<1.5	U		<0.77	U		<0.67	U		<1.1	U		<0.46	U		0.49	J		<4.7	U		<0.86	U	
		VMP-4-5-041911	4/19/2011	<71	UJ	UJ	<36	U		<31	U		<49	U		<21	U		<27	U		<220	U		<40	U	
		VMP-4-5-080311	8/3/2011	0.044	J		<0.076	U		<0.066	U		<0.1	U		<0.046	U		0.03	J		<0.46	U		<0.085	U	
		VMP-4-5-110911	11/9/2011	0.012			0.00081	J		<0.0036	U		<0.0058	U		0.00057	J		0.0059			<0.025	U		<0.0047	U	
	12 ft	VMP-4-12	11/5/2009	<2.1	U		<1	U		<0.9	U		<1.4	U		<0.62	U		<0.8	U		<6.3	U	UJ	<1.2	U	
		VMP-4-12-082510	8/25/2010	<12	U		4.2	J		<5.4	U		<8.5	U		<3.7	U		<4.7	U		<37	U		<6.9	U	
		VMP-4-12-112310	11/23/2010	<13	U		<6.3	U		<5.5	U		<8.8	U		<3.8	U		<4.9	U		<38	U		<7	U	
		VMP-4-12-021411	2/14/2011	<3.2	U		<1.6	U		<1.4	U		<2.2	U		<0.96	U		1.1	J		<9.6	U		<1.8	U	
		VMP-4-12-041911	4/19/2011	<61	UJ	UJ	<31	U		<27	U		<42	U		<18	U		20	J		<180	U		<34	U	
		VMP-4-12-080311	8/3/2011	<7.1	U		<3.5	U		<3.1	U		<4.9	U		<2.1	U		<2.7	U		<21	U		<3.9	U	
		VMP-4-12-080311-Dup	8/3/2011	<14	U		<7.1	U		<6.2	U		<9.8	U		<4.3	U		<5.4	U		<43	U		<7.9	U	
		VMP-4-12-110911	11/9/2011	<2.2	U		<1.1	U		<0.93	U		<1.5	U		<0.64	U		<0.82	U		<6.5	U		<1.2	U	
	23.5 ft	VMP-4-23.5	11/5/2009	<95	U		<48	U		<41	U		<66	U		<29	U		1400			<290	U		<53	U	
		VMP-4-23.5-083110	8/31/2010	<14	U		69		J	<6.2	U		<9.8	U		<4.3	U		2000		J	<43	U		<7.9	U	
		VMP-4-23.5-112310	11/23/2010	<140	U		22	J		<62	U		<99	U		<43	U		1600			<430	U		<79	U	
		VMP-4-23.5-021411	2/14/2011	<5.2	U		<2.6	U		<2.2	U		<3.6	U		<1.6	U		600		J	<16	U		<2.9	U	
		VMP-4-23.5-042011	4/20/2011	<330	U		<160	U		<1400	U		<230	U		<99	U		820			<1000	U		<180	U	
		VMP-4-23.5-042011-Dup	4/20/2011	<330	U		<160	U		<1400	U		<230	U		<99	U		790			<1000	U		<180	U	
		VMP-4-23.5-080611	8/6/2011	<14	U		7.6			<6	U		<9.5	U		<4.1	U		390			<42	U		<7.7	U	
		VMP-4-23.5-110911	11/9/2011	<41	U		<21	U		<18	U		<28	U		<12	U		44			<120	U		<23	U	
	39 ft	VMP-4-39	11/5/2009	<73	U		39			<32	U		<50	U		<22	U		420			<220	U		<41	U	
		VMP-4-39-042111	4/21/2011	<410	U		<210	U		<1800	U		<280	U		<120	U		440			<1200	U		<230	U	
VMP-5	5 ft	VMP-5-5	11/5/2009	<2.2	U		<1.1	U		<0.95	U		<1.5	U		<0.66	U		<0.84	U		<6.6	U	UJ	<1.2	U	
		VMP-5-5-090910	9/9/2010	<26	U		4.8	J		<11	U		<18	U		<7.8	U		<9.9	U		<78	U		<14	U	
		VMP-5-5-112210	11/22/2010	<6.3	U		<3.2	U		<2.7	U		<4.4	U		<1.9	U		<2.4	U		<19	U		<3.5	U	
		VMP-5-5-021611	2/16/2011	0.3		J	<0.02	U		<0.018	U		<0.028	U		<0.012	U		0.0078	J	J	<0.12	U		<0.022	U	
		VMP-5-5-042111	4/21/2011	<0.13	U		<0.065	U		<0.56	U		0.078	J		<0.039	U		<0.05	U		<0.39	U		<0.072	U	
		VMP-5-5-080511	8/5/2011	0.07			0.00075	J		0.0024	J		0.0031	J		<0.0037	U		1.3			<0.037	U		<0.0069	J	U
		VMP-5-5-111111	11/11/2011	0.014			0.018			<0.004	U		<0.0063	U		<0.0027	U		0.0096			<0.028	U		<0.0051	U	
	12.5 ft	VMP-5-12.5	11/6/2009	<2.5	U		<1.3	U		<1.1	U		<1.8	U		<0.76	U		<0.97	U		<7.6	U		<1.4	U	
		VMP-5-12.5-D	11/6/2009	<5.7	U		<2.8	U		<2.5	U		<3.9	U		<1.7	U		<2.2	U		<17	U		<3.2	U	
		VMP-5-12.5-090910	9/9/2010	<13	U		2.1	J		<5.6	U		<9	U		<3.9	U		<5	U		<39	U		<7.2	U	
		VMP-5-12.5-112310	11/23/2010	<0.65	U		<0.32	U		<0.28	U		<0.45	U		<0.19	U		0.5			<2	U		<0.36	U	
		VMP-5-12.5-021611	2/16/2011	<2	U		<0.98	U		<0.84	U		<1.3	U		<0.58	U		<0.75	U		<5.9	U		<1.1	U	
		VMP-5-12.5-042111	4/21/2011	<0.14	U		<0.069	U		<0.6	U		<0.096	U		<0.042	U		<0.053	U		<0.42	U		<0.077	U	
		VMP-5-12.5-080611	8/6/2011	<12	U		<6.1	U		<5.3	U		<8.4	U		<3.6	U		1	J		<37	U		<6.8	U	
		VMP-5-12.5-111111	11/11/2011	0.0091			0.00082	J		<0.0037	U		<0.006	U		<0.0026	U		0.0094			<0.026	U		<0.0048	U	
	31 ft	VMP-5-31	11/6/2009	<23	U		<12	U		<10	U		<16	U		<7	U		<9	U		<71	U		<13	U	
		VMP-5-31-090910	9/9/2010	<54	U		<27	U		<23	U		<37	U		<16	U		4.3	J		<160	U		<30	U	
		VMP-5-31-112310	11/23/2010	<34	U		<17	U		<15	U		<23	U		<10	U		8.2	J		<100	U		<19	U	
		VMP-5-31-021611	2/16/2011	<14	U		<6.8	U		<5.9	U		<9.4	U		<4.1	U		2.5	J		<41	U		<7.5	U	
		VMP-5-31-042111	4/21/2011	<200	U		<100	U		<880	U		<140	U		<61	U		<78	U		<610	U		<110	U	
		VMP-5-31-080611	8/6/2011	34	J		<57	U		<49	U		<79	U		<34	U		<44	U		<340	U		<63	U	
		VMP-5-31-111111	11/11/2011	<58	U		<29	U		<25	U		<40	U		<17	U		14	J		<170	U		<32	U	
	40 ft	VMP-5-40	11/6/2009	<32	U		<16	U		<14	U		<22	U		<9.7	U		<12	U		<97	U		<18	U	
		VMP-5-40-042111	4/21/2011	<210	U		<100	U		<920	U		<150	U		<64	U		<81	U		<640	U		<120	U	
VMP-6	5 ft	VMP-6-5	11/6/2009	<3.9	U		5.8		J	<1.7	U		<2.7	U		<1.2	U		<1.5	U		<12	U		<2.2	U	
		VMP-6-5-090810	9/8/2010	<2.2	U		<1.1	U		<0.94	U		<1.5	U		<0.65	U		<0.83	U		<6.5	U		<1.2	U	
		VMP-6-5-111610	11/16/2010	<14	U		7.7			<5.9	U		<9.4	U		<4.1	U		<5.2	U		<41	U		<7.5	U	
		VMP-6-5-020711	2/7/2011	0.027			0.0034	J		<0.0051	U		<0.0081	U		<0.0035	U		0.015			<0.035	J	U	<0.0065	U	
		VMP-6-5-040811	4/8/2011	0.054			<0.013	U		<0.011	U		<0.018	U		<0.0076	U		0.0037	J		<0.077	U		<0.014	U	
		VMP-6-5-080411	8/4/2011	<0.66	U		<0.33	U		<0.28	U		<0.45	U		<0.2	U		0.53			<2	U		<0.36	U	
		VMP-6-5-110911	11/9/2011	0.13			0.018			0.00069	J		<0.0055	U		<0.0024	U		0.026			<0.024	U		<0.0044	U	
	10 ft	VMP-6-10	11/6/2009	<4.2	U		8			<1.8	U		<2.9	U		<1.3	U		<1.6	U		<13	U		<2.3	U	
		VMP-6-10-090810	9/8/2010	<2.3	U		0.73	J	J	<1	U		<1.6	U		<0.7	U		<0.9	U		<7.1	U		<1.3	U	
		VMP-6-10-111710	11/17/2010	0.0073	J		<0.0063	U		0.0022	J		0.0081	J		<0.0038	U		0.001	J		<0.038	U		0.0014	J	
		VMP-6-10-020711	2/7/2011	0.0045	J		<0.0062	J	U	<0.0054	U		0.0013	J		<0.0037	U		0.0029	J		<0.037	J	U	<0.0069	U	
		VMP-6-10-040811	4/8/2011	0.53			<0.15	U		0.093	J		<0.2	U		0.15			0.043	J		<0.9	U		<0.16	U	
		VMP-6-10-080411	8/4/2011	<2.1	U		<1	U		<0.91	U		<1.4	U		<0.63	U		0.26	J		<6.4	U		<1.2	U	
		VMP-6-10-111011	11/10/2011	0.19			<0.0041	U		<0.0036	U		<0.0057	U		<0.0025	U		0.0052			<0.025	U		<0.0046	U	
	31.5 ft	VMP-6-31.5	11/9/2009	<28	U		44			<12	U		<19	U		<8.2	U		<10	U		<83	U		<15	U	
		VMP-6-31.5-090810	9/8/2010	4	J		42			<6.8	U		<11	U		<4.7	U		<6.1	U		<48	U		<8.8	U	
		VMP-6-31.5-111710	11/17/2010	<25	U		43			<11	U		<17	U		<7.4	U		<9.5	U		<75	U		<14	U	
		VMP-6-31.5-020711	2/7/2011	4.7	J		75			<10	U		<16	U		<7.1	U		2.8	J		<72	U		<13	U	
		VMP-6-31.5-041111	4/11/2011	13	J		27			3	J		1	J		<5.5	U		1.4	J		<56	U		<10	U	
		VMP-6-31.5-080411	8/4/2011	<14	U		3.1	J		<5.9	U		<9.4	U		<4.1	U		1.5	J		<41	U		<7.6	U	
		VMP-6-31.5-111011	11/10/2011	<21	U		<10	U		<9.1	U		<14	U		<6.3	U		20			<64	U		<12	U	
	39 ft	VMP-6-39	11/9/2009	<31	U		60			<14	U		<22	U		<9.4	U		<12	U		<94	U		<17	U	
		VMP-6-39-041111	4/11/2011	7.5	J		30			2.6	J		<15	U		<6.6	U		2.3	J		<66	U		<12	U	

TABLE 3 CUMULATIVE SUMMARY OF SOIL VAPOR ANALYTICAL DETECTIONS AND SCREENING RESULTS: VILLAGE - VOCS

				1,1,2-Trichloroethane			Trichloroethene			Trichlorofluoromethane			1,2,4-Trimethylbenzene			1,3,5-Trimethylbenzene			2,2,4-Trimethylpentane			m,p-Xylene			o-Xylenes		
Screening Values (mg/m³)				170,000			1.5			860												130			120		
Location	Depth	Sample ID	Sample Date	Result (mg/m³)	Lab Qualifier	URS Qualifier	Result (mg/m³)	Lab Qualifier	URS Qualifier	Result (mg/m³)	Lab Qualifier	URS Qualifier	Result (mg/m³)	Lab Qualifier	URS Qualifier	Result (mg/m³)	Lab Qualifier	URS Qualifier	Result (mg/m³)	Lab Qualifier	URS Qualifier	Result (mg/m³)	Lab Qualifier	URS Qualifier	Result (mg/m³)	Lab Qualifier	URS Qualifier
VMP-4	5 ft	VMP-4-5	11/5/2009	<0.069	U		<0.068	U		<0.071	U		<0.062	U		<0.062	U		20			<0.055	U		<0.055	U	
		VMP-4-5-082510	8/25/2010	<0.39	U		<0.39	U		<0.4	U		0.054	J		<0.35	U		220			<0.31	U		<0.31	U	
		VMP-4-5-112210	11/22/2010	<15	U		<14	U		<15	U		<13	U		<13	U		1800			11	J		<12	U	
		VMP-4-5-021411	2/14/2011	<0.86	U		<0.85	U		<0.88	U		<0.77	U		<0.77	U		260			0.45	J		<0.68	U	
		VMP-4-5-041911	4/19/2011	<40	U		<39	U		<41	U		<36	U		<36	U		1100			<31	U		<31	U	
		VMP-4-5-080311	8/3/2011	<0.085	U		<0.084	U		<0.087	U		0.016	J		<0.076	U		28			0.012	J		<0.068	U	
		VMP-4-5-110911	11/9/2011	<0.0047	U		<0.0046	U		0.00092	J		<0.0042	J	U	<0.0042	J	U	0.92			0.0025	J		0.0013	J	
	12 ft	VMP-4-12	11/5/2009	<1.2	U		<1.1	U		<1.2	U		<1	U		<1	U		300			1.5			<0.92	U	
		VMP-4-12-082510	8/25/2010	<6.9	U		<6.8	U		<7.1	U		1.8	J		1.5	J		1400			5.6			<5.5	U	
		VMP-4-12-112310	11/23/2010	<7	U		<6.9	U		<7.2	U		3.5	J		2.6	J		1300			6.2			<5.6	U	
		VMP-4-12-021411	2/14/2011	<1.8	U		<1.7	U		<1.8	U		<1.6	U		0.52	J		600			2.8			0.72	J	
		VMP-4-12-041911	4/19/2011	<34	U		<34	U		<35	U		<31	U		<31	U		1200			51			7.6	J	
		VMP-4-12-080311	8/3/2011	<3.9	U		<3.9	U		<4	U		<3.5	U		<3.5	U		440			0.77	J		<3.1	U	
		VMP-4-12-080311-Dup	8/3/2011	<7.9	U		<7.8	U		<8.1	U		<7.1	U		<7.1	U		390			<6.3	U		<6.3	U	
		VMP-4-12-110911	11/9/2011	<1.2	U		<1.2	U		<1.2	U	UJ	<1.1	U		<1.1	U		64			<0.95	U		<0.95	U	
	23.5 ft	VMP-4-23.5	11/5/2009	<53	U		<52	U		<54	U		78			<48	U		4700			1300			410		
		VMP-4-23.5-083110	8/31/2010	<7.9	U		<7.8	U		<8.1	U		190		J	66		J	5800		J	1800		J	600		J
		VMP-4-23.5-112310	11/23/2010	<79	U		<78	U		<82	U		31	J		<72	U		4800			1100			310		
		VMP-4-23.5-021411	2/14/2011	<2.9	U		<2.8	U		<3	U		<2.6	U		<2.6	U		2400		J	130		J	30		J
		VMP-4-23.5-042011	4/20/2011	<180	U		<180	U		<190	U		<160	U		<160	U		5200			900			230		
		VMP-4-23.5-042011-Dup	4/20/2011	<180	U		<180	U		<190	U		<160	U		<160	U		4800			830			230		
		VMP-4-23.5-080611	8/6/2011	<7.7	U		<7.6	U		<7.9	U		11			6.1	J		2800			320			91		
		VMP-4-23.5-110911	11/9/2011	<23	U		<22	U		<24	U		<21	U		<21	U		1500			4.2	J		<18	U	
	39 ft	VMP-4-39	11/5/2009	<41	U		<40	U		<42	U		83			<37	U		4500			1100			320		
		VMP-4-39-042111	4/21/2011	<230	U		<220	U		<240	U		<210	U		<210	U		4300			670			170	J	
VMP-5	5 ft	VMP-5-5	11/5/2009	<1.2	U		<1.2	U		<1.2	U		<1.1	U		<1.1	U		370			<0.97	U		<0.97	U	
		VMP-5-5-090910	9/9/2010	<14	U		<14	U		<15	U		13			6.9	J		1600			9	J		6.4	J	
		VMP-5-5-112210	11/22/2010	<3.5	U		<3.5	U		<3.6	U		<3.2	U		<3.2	U		1700			<2.8	U		<2.8	U	
		VMP-5-5-021611	2/16/2011	<0.022	U		<0.022	U		<0.023	U		<0.02	U		<0.02	U		24			0.0062	J	J	<0.018	U	
		VMP-5-5-042111	4/21/2011	<0.072	U		<0.071	U		<0.074	U		<0.065	U		<0.065	U		0.097			<0.057	U		<0.057	U	
		VMP-5-5-080511	8/5/2011	<0.0069	U		<0.0068	J	U	0.0014	J		0.002	J		<0.0062	U		0.23			0.0083			0.0024	J	
		VMP-5-5-111111	11/11/2011	<0.0051	U		<0.005	U		<0.0052	U		0.0023	J		0.0013	J		0.97			0.0059			0.0016	J	
	12.5 ft	VMP-5-12.5	11/6/2009	<1.4	U		<1.4	U		<1.4	U		<1.3	U		<1.3	U		960			<1.1	U		<1.1	U	
		VMP-5-12.5-D	11/6/2009	<3.2	U		<3.1	U		<3.2	U		<2.8	U		<2.8	U		1000			<2.5	U		<2.5	U	
		VMP-5-12.5-090910	9/9/2010	<7.2	U		<7.1	U		<7.4	U		6.1	J		3	J		1500			3.2	J		2.2	J	
		VMP-5-12.5-112310	11/23/2010	<0.36	U		<0.35	U		<0.37	U		<0.32	U		<0.32	U		110			0.2	J		<0.29	U	
		VMP-5-12.5-021611	2/16/2011	<1.1	U		<1.1	U		<1.1	U		<0.98	U		<0.98	U		170			<0.86	U		<0.86	U	
		VMP-5-12.5-042111	4/21/2011	<0.077	U		<0.076	U		<0.079	U		<0.069	U		<0.069	U		0.081			<0.061	U		<0.061	U	
		VMP-5-12.5-080611	8/6/2011	<6.8	U		<6.7	U		<7	U		<6.1	U		<6.1	U		810			<5.4	U		<5.4	U	
		VMP-5-12.5-111111	11/11/2011	<0.0048	U		0.0017	J		<0.0049	U		0.0014	J		0.00061	J		0.0093			0.0025	J		0.00074	J	
	31 ft	VMP-5-31	11/6/2009	<13	U		<13	U		<13	U		<12	U		<12	U		4000			<10	U		<10	U	
		VMP-5-31-090910	9/9/2010	<30	U		<30	U		<31	U		<27	U		<27	U		4400			7.7	J		<24	U	
		VMP-5-31-112310	11/23/2010	<19	U		<18	U		<19	U		<17	U		<17	U		4700			12	J		<15	U	
		VMP-5-31-021611	2/16/2011	<7.5	U		<7.4	U		<7.8	U		<6.8	U		<6.8	U		3100			5.5	J		<6	U	
		VMP-5-31-042111	4/21/2011	<110	U		<110	U		<120	U		<100	U		<100	U		3800			<89	U		<89	U	
		VMP-5-31-080611	8/6/2011	<63	U		<62	U		<65	U		<57	U		<57	U		3700			<50	U		<50	U	
		VMP-5-31-111111	11/11/2011	<32	U		<31	U		<33	U		<29	U		<29	U		3000			6.9	J		<25	U	
	40 ft	VMP-5-40	11/6/2009	<18	U		<18	U		<18	U		<16	U		<16	U		3400			<14	U		<14	U	
		VMP-5-40-042111	4/21/2011	<120	U		<120	U		<120	U		<100	U		<100	U		3500			<94	U		<94	U	
VMP-6	5 ft	VMP-6-5	11/6/2009	<2.2	U		<2.1	U		<2.2	U		<1.9	U		<1.9	U		1400		J	3.1		J	<1.7	U	
		VMP-6-5-090810	9/8/2010	<1.2	U		<1.2	U		<1.2	U		0.74	J		0.34	J		340			0.47	J		0.33	J	
		VMP-6-5-111610	11/16/2010	<7.5	U		<7.4	U		<7.8	U		<6.8	U		<6.8	U		2300			3.4	J		<6	U	
		VMP-6-5-020711	2/7/2011	<0.0065	U		0.0022	J		0.0013	J		0.0071			0.0031	J		0.96			0.025			0.01		
		VMP-6-5-040811	4/8/2011	<0.014	U		<0.014	U		<0.014	U		<0.013	J	U	<0.013	U		1.3			0.0039	J		<0.011	U	
		VMP-6-5-080411	8/4/2011	<0.36	U		<0.36	U		<0.38	U		<0.33	U		<0.33	U		6.5			0.16	J		<0.29	U	
		VMP-6-5-110911	11/9/2011	<0.0044	U		<0.0043	U		0.00095	J		0.028			0.02			0.071			0.13			0.056		
	10 ft	VMP-6-10	11/6/2009	<2.3	U		<2.3	U		<2.4	U		<2.1	U		<2.1	U		1800			3.4			<1.9	U	
		VMP-6-10-090810	9/8/2010	<1.3	U		<1.3	U		<1.3	U		0.62	J	J	0.29	J	J	930		J	0.83	J	J	0.32	J	J
		VMP-6-10-111710	11/17/2010	<0.007	U		<0.0069	J	U	0.00081	J		<0.0063	U		<0.0063	U		0.039			<0.0056	J	U	<0.0056	U	
		VMP-6-10-020711	2/7/2011	<0.0069	U		0.0018	J		<0.0071	U		<0.0062	U		<0.0062	U		0.061			<0.0055	U		<0.0055	U	
		VMP-6-10-040811	4/8/2011	<0.16	U		<0.16	U		<0.17	U		<0.15	U		<0.15	U		52			0.032	J		<0.13	U	
		VMP-6-10-080411	8/4/2011	<1.2	U		<1.2	U		<1.2	U		<1	U		<1	U		940			<0.93	U		<0.93	U	
		VMP-6-10-111011	11/10/2011	<0.0046	U		<0.0045	U		<0.0047	U		0.00076	J		<0.0041	U		0.0065			0.0012	J		<0.0036	U	
	31.5 ft	VMP-6-31.5	11/9/2009	<15	U		<15	U		<16	U		29			<14	U		2500			66			<12	U	
		VMP-6-31.5-090810	9/8/2010	<8.8	U		<8.6	U		<9	U		22			5.3	J		3100			51			<7	U	
		VMP-6-31.5-111710	11/17/2010	<14	U		<14	U		<14	U		15			3.1	J		3600			45			<11	U	
		VMP-6-31.5-020711	2/7/2011	<13	U		<13	U		<14	U		27			4.2	J		3200			64			<10	U	
		VMP-6-31.5-041111	4/11/2011	<10	U		<10	U		<10	U		14			<9.2	U		2400			28			<8.1	U	
		VMP-6-31.5-080411	8/4/2011	<7.6	U		<7.5	U		<7.8	U		<6.8	U		<6.8	U		2000			5.2	J		<6	U	
		VMP-6-31.5-111011	11/10/2011	<12	U		<12	U		<12	U		<10	U		<10	U		2200			<9.3	U		<9.3	U	
	39 ft	VMP-6-39	11/9/2009	<17	U		<17	U		<18	U		79			29			2800			150			<14	U	
		VMP-6-39-041111	4/11/2011	<12	U		<12	U		<12	U		21			3.4	J		2300			41			<9.7	U	

TABLE 3 CUMULATIVE SUMMARY OF SOIL VAPOR ANALYTICAL DETECTIONS AND SCREENING RESULTS: VILLAGE - VOCS

				Acetone			Benzene			Bromodichloromethane			Bromoform			Bromomethane			1,3-Butadiene			Butane			2-Butanone			Carbon disulfide		
Screening Values (mg/m³)				750,000			0.37			450,000			11			6.9									6,400			780		
Location	Depth	Sample ID	Sample Date	Result (mg/m³)	Lab Qualifier	URS Qualifier	Result (mg/m³)	Lab Qualifier	URS Qualifier	Result (mg/m³)	Lab Qualifier	URS Qualifier	Result (mg/m³)	Lab Qualifier	URS Qualifier	Result (mg/m³)	Lab Qualifier	URS Qualifier	Result (mg/m³)	Lab Qualifier	URS Qualifier	Result (mg/m³)	Lab Qualifier	URS Qualifier	Result (mg/m³)	Lab Qualifier	URS Qualifier	Result (mg/m³)	Lab Qualifier	URS Qualifier
VMP-7	5 ft	VMP-7-5	11/9/2009	0.041			0.015			<0.007	U					<0.004	U		<0.002	U					<0.003	U		<0.003	U	
		VMP-7-5-082610	8/26/2010	0.026			0.012			<0.0088	U					<0.0051	U		<0.0029	U					0.006			0.0028	J	
		VMP-7-5-111910	11/19/2010	0.014			0.001	J		<0.008	U					<0.0046	U		<0.0026	U					0.0022	J		<0.0037	U	
		VMP-7-5-020711	2/7/2011	0.027			0.041			<0.0086	U					<0.005	U		<0.0028	U					<0.0038	U		<0.004	U	
		VMP-7-5-040711	4/7/2011	0.0076	J		1.6			<0.012	U					<0.0071	U		<0.004	U		0.012	J		<0.021	U		<0.023	J	U
		VMP-7-5-080211	8/2/2011	<1.7	U		1.3			<1.2	U					<0.7	U		<0.4	U		110			<2.1	U		<0.56	U	
		VMP-7-5-111011	11/10/2011	0.0078	J		0.005			<0.0057	U		<0.0088	U		<0.0033	U		<0.0019	U		<0.0081	U		0.0013	J		<0.011	U	
		VMP-7-5-111011-Dup	11/10/2011	0.01			0.0048			<0.0054	U		<0.0083	U		<0.0031	U		<0.0018	U		<0.0076	U		<0.0095	U		<0.01	U	
	13.5 ft	VMP-7-13.5	11/9/2009	<0.085	U		<0.028	U		<0.06	U					<0.035	U		<0.02	U					<0.026	U		<0.028	U	
		VMP-7-13.5-082610	8/26/2010	<0.27	U		0.15			<0.19	U					<0.11	U		<0.064	U					<0.085	U		<0.09	U	
		VMP-7-13.5-111910	11/19/2010	<1.9	U		1.3		J	<1.4	U					<0.78	U		<0.44	U					<0.59	U		<0.63	U	
		VMP-7-13.5-020711	2/7/2011	0.011	J		0.027			<0.0083	U					<0.0048	U		<0.0027	U					<0.0036	U		<0.0038	U	
		VMP-7-13.5-040711	4/7/2011	0.012	J		1.7			<0.014	U					<0.0084	U		<0.0048	U		0.016	J		<0.025	U		<0.027	J	U
		VMP-7-13.5-080311	8/3/2011	<2.3	U		1.1			<1.6	U					<0.94	U		<0.53	U		67			<2.8	U		<0.75	U	
		VMP-7-13.5-111011	11/10/2011	0.053		J	0.0037			<0.0053	U		<0.0082	U		<0.0031	U		<0.0017	U		0.31			0.0018	J		<0.0098	U	
	29.5 ft	VMP-7-29.5	11/9/2009	<1.8	U		120		J	<1.3	U					<0.74	U		<0.42	U					<0.56	U		<0.59	U	
		VMP-7-29.5-083110	8/31/2010	<3.9	U		86		J	<2.8	U					<1.6	U		<0.91	U					<1.2	U		<1.3	U	
		VMP-7-29.5-111910	11/19/2010	<5.9	U		62		J	<4.2	U					<2.4	U		<1.4	U					<1.8	U		<1.9	U	
		VMP-7-29.5-020711	2/7/2011	<6.1	U		60			<4.3	U					<2.5	U		<1.4	U					<1.9	U		<2	U	
		VMP-7-29.5-040711	4/7/2011	<1.5	U		40		J	<1	U					<0.61	U		<0.35	U		94		J	<1.8	U		<0.49	U	
		VMP-7-29.5-080311	8/3/2011	<3.5	U		40			<2.5	U					<1.4	U		<0.82	U		200			<4.4	U		<1.2	U	
		VMP-7-29.5-111111	11/11/2011	38			16			<4.8	U		<7.5	U		<2.8	U		<1.6	U		110			4.9	J		8.5	J	
	38 ft	VMP-7-38	11/9/2009	<0.63	U		54		J	<0.44	U					<0.26	U		<0.15	U					<0.19	U		<0.2	U	
		VMP-7-38-020711	2/7/2011	1.8	J		57			<5.8	U					<3.4	U		<1.9	U					<2.6	U		<2.7	U	
		VMP-7-38-040711	4/7/2011	<2.1	U		24		J	<1.5	U					<0.85	U		<0.49	U		120		J	<2.6	U		<0.68	U	
VMP-8	5 ft	VMP-8-5	11/10/2009	0.015			<0.003	U		<0.007	U					<0.004	U		<0.002	U					0.0043			<0.003	U	
		VMP-8-5-083010	8/30/2010	0.043			0.021			<0.009	U					0.008			<0.003	U					0.015			0.0032	J	
		VMP-8-5-111810	11/17/2010	0.012			<0.0037	U		0.0012	J					<0.0045	U		<0.0026	U					0.0017	J		0.0011	J	
		VMP-8-5-021011	2/10/2011	0.0072	J		0.014			<0.0083	U					<0.0048	U		<0.0027	U					<0.0036	U		0.0011	J	
		VMP-8-5-040711	4/7/2011	0.055			1.2			<0.0092	U					<0.0054	U		<0.003	U		<0.013	U		0.0024	J		<0.017	J	U
		VMP-8-5-072711	7/27/2011	0.037			0.11			<0.0099	U					<0.0057	U		<0.0033	U		<0.014	U		0.042			0.0036	J	
		VMP-8-5-110311	11/3/2011	0.037			0.0072			<0.0057	U		<0.0088	U		<0.0033	U		<0.0019	U		0.0057	J		0.0027	J		0.0022	J	
	9.5 ft	VMP-8-9.5	11/10/2009	<0.011	U		<0.003	U		<0.007	U					<0.004	U		<0.002	U					<0.003	U		<0.003	U	
		VMP-8-9.5-083010	8/30/2010	0.04			0.015		J	<0.0081	U					0.0068			<0.0027	U					0.0061			0.0012	J	
		VMP-8-9.5-083010-Dup	8/30/2010	0.041			0.012		J	<0.0083	U					0.0079			<0.0027	U					0.0097			0.0012	J	
		VMP-8-9.5-111810	11/17/2010	0.0095	J		0.0025	J		0.0017	J					<0.0047	U		<0.0027	U					0.0013	J		<0.0038	U	
		VMP-8-9.5-021011	2/10/2011	0.015			<0.004	U		<0.0084	U					<0.0049	U		<0.0028	U					<0.0037	U		<0.0039	U	
		VMP-8-9.5-040711	4/7/2011	0.0089	J		0.93			<0.0092	U					<0.0054	U		<0.003	U		<0.013	U		0.0023	J		0.0015	J	
		VMP-8-9.5-072711	7/27/2011	0.035			0.19			<0.0071	U					<0.0041	U		<0.0024	U		0.012			0.038			0.0032	J	
		VMP-8-9.5-110311	11/3/2011	0.021			0.0053			<0.0056	U		<0.0087	U		<0.0033	U		<0.0018	U		0.0058	J		0.002	J		0.003	J	
	23.5 ft	VMP-8-23.5	11/10/2009	<0.011	U		<0.003	U		<0.008	U					<0.004	U		<0.002	U					<0.003	U		<0.003	U	
		VMP-8-23.5-083010	8/30/2010	0.02			0.013			<0.0088	U					<0.0051	U		<0.0029	U					0.0044			0.0015	J	
		VMP-8-23.5-111910	11/19/2010	0.033			0.0029	J		<0.0084	U					<0.0049	U		<0.0028	U					0.0068			<0.0039	U	
		VMP-8-23.5-021011	2/10/2011	<0.013	U		0.0079			<0.009	U					<0.0052	U		<0.003	U					<0.004	U		<0.0042	U	
		VMP-8-23.5-040711	4/7/2011	0.01	J		1.2		J	<0.0084	U					<0.0049	U		<0.0028	U		<0.012	U		<0.015	U		0.0024	J	
		VMP-8-23.5-040711-Dup	4/7/2011	0.0093	J		0.73		J	<0.013	U					<0.0078	U		<0.0044	U		<0.019	U		<0.024	U		0.0025	J	
		VMP-8-23.5-081011	8/10/2011	0.043			0.18			<0.0088	U					<0.0051	U		<0.0029	U		0.02			0.012	J		<0.016	J	U
		VMP-8-23.5-110611	11/6/2011	0.019			0.0031			<0.0064	U		<0.0099	J	U	<0.0037	U		<0.0021	U		<0.0091	U		0.0053	J		<0.012	J	U
VMP-9	5 ft	VMP-9-5	11/11/2009	0.012			<0.003	U		<0.007	U					<0.004	U		<0.002	U					0.0035			<0.003	U	
		VMP-9-5-082610	8/26/2010	0.029			0.0088			<0.0076	U					<0.0044	U		<0.0025	U					0.0053			0.0019	J	
		VMP-9-5-111910	11/19/2010	0.014			<0.0038	U		<0.008	U					<0.0046	U		<0.0026	U					<0.0035	U		<0.0037	U	
		VMP-9-5-020811	2/8/2011	0.013			<0.0035	U		<0.0074	U					<0.0043	U		<0.0024	U					0.0015	J		<0.0034	U	
		VMP-9-5-040611	4/6/2011	0.026	J		0.11			<0.02	U					<0.012	U		<0.0067	U		<0.029	U		0.0029	J		<0.038	J	U
		VMP-9-5-080211	8/2/2011	<0.56	U		<0.19	U		<0.4	U					<0.23	U		<0.13	U		0.23	J		<0.7	U		<0.73	U	
		VMP-9-5-110411	11/4/2011	0.014			0.0021	J		<0.0059	U		<0.009	U		<0.0034	U		<0.0019	U		0.0059	J		0.0048	J		<0.011	J	U
	11.5 ft	VMP-9-11.5	11/11/2009	0.017			<0.004	U		<0.009	U					<0.005	U		<0.003	U					0.0045			<0.004	U	
		VMP-9-11.5-082610	8/26/2010	<0.24	U		0.16			<0.17	U					<0.1	U		<0.057	U					<0.076	U		<0.08	U	
		VMP-9-11.5-111910	11/19/2010	<0.71	U		0.11	J		<0.5	U					<0.29	U		<0.16	U					<0.22	U		<0.23	U	
		VMP-9-11.5-020911	2/9/2011	0.0074	J		<0.0043	U		<0.009	U					<0.0052	U		<0.003	U					<0.004	U		<0.0042	U	
		VMP-9-11.5-020911-Dup	2/9/2011	0.0088	J		<0.0033	U		<0.007	U					<0.004	U		<0.0023	U					<0.0031	U		<0.0032	U	
		VMP-9-11.5-040611	4/6/2011	0.026	J		0.025			<0.026	U					<0.015	U		<0.0087	U		0.009	J		0.0044	J		<0.049	J	U
		VMP-9-11.5-080211	8/2/2011	<0.84	U		0.48			<0.59	U					<0.34	U		<0.19	U		4.8			<1	U		<0.27	U	
		VMP-9-11.5-110411	11/4/2011	0.017			0.013			<0.0059	U		<0.009	U		<0.0034	U		<0.0019	U		0.061			0.0087	J		<0.011	J	U
	25.5 ft	VMP-9-25.5	11/10/2009	<2.6	U		12		J	<1.8	U					<1.1	U		<0.61	U					<0.81	U		<0.86	U	
		VMP-9-25.5-D	11/10/2009	<2.3	U		4.9		J	<1.6	U					<0.96	U		<0.55	U					<0.73	U		<0.77	U	
		VMP-9-25.5-082610	8/26/2010	<1.9	U		3.2			<1.4	U					<0.78	U		<0.44	U					<0.59	U		<0.63	U	
		VMP-9-25.5-082610-Dup	8/26/2010	<2	U		3.3			<1.4	U					<0.84	U		<0.48	U					<0.64	U		<0.67	U	
		VMP-9-25.5-111910	11/19/2010	<2.2	U		1.9			<1.5	U					<0.89	U		<0.51	U					<0.68	U		<0.72	U	
		VMP-9-25.5-020911	2/9/2011	<1.2	U		0.079	J		<0.84	U					<0.49	U		<0.28	U					<0.37	U		<0.39	U	
		VMP-9-25.5-040811	4/8/2011	0.69			0.82			<0.43	U					<0.25	U		<0.14	U		2.4			<0.75	U		0.42	J	
		VMP-9-25.5-080211	8/2/2011	<1.3	U		0.68		J	<0.94	U					<0.55	U		<0.31	U		35		J	<1.7	U		<0.44	U	
		VMP-9-25.5-110711	11/7/2011	1.4			0.19	J		<0.83	U		0.18	J		<0.48	U		<0.28	U		4.4			1	J		1.1	J	
		VMP-9-25.5-110711-Dup	11/7/2011	1.6			0.19	J		<0.72	U		0.13	J		<0.42	U		<0.24	U		6.1			1.3			1.3	J	
	38.5 ft	VMP-9-38.5	11/10/2009	<5.2	U		1300		J	<3.7	U					<2.1	U		<1.2	U					<1.6	U		<1.7	U	
		VMP-9-38.5-020911	2/9/2011	<2	U		0.89			<1.4	U					<0.81	U		<0.46	U					<0.62	U		<0.65	U	
		VMP-9-38.5-040811	4/8/2011	2.4	J		4			<1.9	U					<1.1	U		<0.62	U		39			<3.3	U		1.8	J	

TABLE 3 CUMULATIVE SUMMARY OF SOIL VAPOR ANALYTICAL DETECTIONS AND SCREENING RESULTS: VILLAGE - VOCS

				Carbon tetrachloride			Chlorobenzene			Chlorodibromomethane			Chloroethane			Chloroform			Chloromethane			alpha-Chlorotoluene			Cyclohexane			1,2-Dibromoethane		
Screening Values (mg/m³)				0.21			69			47,000						0.11												0.011		
Location	Depth	Sample ID	Sample Date	Result (mg/m³)	Lab Qualifier	URS Qualifier	Result (mg/m³)	Lab Qualifier	URS Qualifier	Result (mg/m³)	Lab Qualifier	URS Qualifier	Result (mg/m³)	Lab Qualifier	URS Qualifier	Result (mg/m³)	Lab Qualifier	URS Qualifier	Result (mg/m³)	Lab Qualifier	URS Qualifier	Result (mg/m³)	Lab Qualifier	URS Qualifier	Result (mg/m³)	Lab Qualifier	URS Qualifier	Result (mg/m³)	Lab Qualifier	URS Qualifier
VMP-7	5 ft	VMP-7-5	11/9/2009	<0.007	U		<0.005	U		<0.009	U		<0.003	U		<0.005	U		<0.009	U		<0.006	U		0.041			<0.009	U	
		VMP-7-5-082610	8/26/2010	<0.0083	U		<0.0061	U		<0.011	U		<0.0035	U		<0.0064	U		<0.011	U		<0.0068	U		0.016			<0.01	U	
		VMP-7-5-111910	11/19/2010	<0.0075	U		<0.0055	U		<0.01	U		<0.0031	U		<0.0058	U		<0.0098	U		<0.0062	U		0.0054			<0.0091	U	
		VMP-7-5-020711	2/7/2011	<0.0081	U		<0.0059	U		<0.011	U		<0.0034	U		<0.0063	U		<0.011	U		<0.0067	U		0.0018	J		<0.0099	U	
		VMP-7-5-040711	4/7/2011	<0.011	U		<0.0084	U		<0.016	U		<0.019	U		<0.0089	U		<0.015	U		<0.0094	U		0.0081			<0.014	U	
		VMP-7-5-080211	8/2/2011	<1.1	U		<0.83	U		<1.5	U		<1.9	U		<0.88	U		<1.5	U		<0.93	U		45			<1.4	U	
		VMP-7-5-111011	11/10/2011	<0.0054	U		<0.0039	U		<0.0073	U		<0.009	U		<0.0042	U		<0.0071	U		<0.0044	U		<0.0029	U		<0.0066	U	
		VMP-7-5-111011-Dup	11/10/2011	<0.0051	U		<0.0037	U		<0.0068	U		<0.0085	U		<0.0039	U		<0.0066	U		<0.0042	U		<0.0028	U		<0.0062	U	
	13.5 ft	VMP-7-13.5	11/9/2009	<0.056	U		<0.041	U		<0.076	U		<0.024	U		<0.044	U		<0.074	U		<0.046	U		0.087			<0.069	U	
		VMP-7-13.5-082610	8/26/2010	<0.18	U		<0.13	U		<0.25	U		<0.076	U		<0.14	U		<0.24	U		<0.15	U		<0.099	U		<0.22	U	
		VMP-7-13.5-111910	11/19/2010	<1.3	U		<0.93	U		<1.7	U		<0.53	U		<0.98	U		<1.7	U		<1	U		26		J	<1.5	U	
		VMP-7-13.5-020711	2/7/2011	<0.0078	U		<0.0057	U		<0.01	U		<0.0032	U		<0.006	U		<0.01	U		<0.0064	U		0.0013	J		<0.0095	J	U
		VMP-7-13.5-040711	4/7/2011	<0.014	U		<0.0099	U		<0.018	U		<0.023	U		<0.01	U		<0.018	U		<0.011	U		0.0091			<0.016	U	
		VMP-7-13.5-080311	8/3/2011	<1.5	U		<1.1	U		<2	U		<2.5	U		<1.2	U		<2	U		<1.2	U		9.4			<1.8	U	
		VMP-7-13.5-111011	11/10/2011	<0.005	U		<0.0036	U		<0.0067	U		<0.0083	U		<0.0038	U		<0.0065	U		<0.0041	U		0.013			<0.0061	U	
	29.5 ft	VMP-7-29.5	11/9/2009	<1.2	U		<0.88	U		<1.6	U		<0.5	U		<0.93	U		<1.6	U		<0.99	U		610		J	<1.5	U	
		VMP-7-29.5-083110	8/31/2010	<2.6	U		<1.9	U		<3.5	U		<1.1	U		<2	U		<3.4	U		<2.1	U		540		J	<3.2	U	
		VMP-7-29.5-111910	11/19/2010	<3.9	U		<2.8	U		<5.3	U		<1.6	U		<3	U		<5.1	U		<3.2	U		410		J	<4.8	U	
		VMP-7-29.5-020711	2/7/2011	<4	U		<3	U		<5.5	U		<1.7	U		<3.1	U		<5.3	U		<3.3	U		440			<5	U	
		VMP-7-29.5-040711	4/7/2011	<0.98	U		<0.72	U		<1.3	U		<1.6	U		<0.76	U		<1.3	U		<0.81	U		280		J	<1.2	U	
		VMP-7-29.5-080311	8/3/2011	<2.3	U		<1.7	U		<3.2	U		<3.9	U		<1.8	U		<3	U		<1.9	U		470			<2.8	U	
		VMP-7-29.5-111111	11/11/2011	<4.6	U		3.5			<6.2	U		<7.6	U		<3.5	U		<6	U		<3.8	U		190			<5.6	U	
	38 ft	VMP-7-38	11/9/2009	<0.42	U		<0.3	U		<0.56	U		<0.17	U		<0.32	U		<0.54	U		<0.34	U		220		J	<0.51	U	
		VMP-7-38-020711	2/7/2011	<5.4	U		<4	U		<7.4	U		<2.3	U		<4.2	U		<7.1	U		<4.5	U		390			<6.6	U	
		VMP-7-38-040711	4/7/2011	<1.4	U		<1	U		<1.9	U		<2.3	U		<1.1	U		<1.8	U		<1.1	U		350		J	<1.7	U	
VMP-8	5 ft	VMP-8-5	11/10/2009	<0.007	U		<0.005	U		<0.009	U		<0.003	U		<0.005	U		<0.009	U		<0.006	U		0.0083			<0.009	U	
		VMP-8-5-083010	8/30/2010	<0.0085	U		0.0032	J		<0.011	U		<0.0035	U		0.0039	J		<0.011	U		0.0018	J	J	<0.0046	U		0.0015	J	
		VMP-8-5-111810	11/17/2010	0.0014	J		<0.0054	U		<0.0099	U		<0.0031	U		0.001	J		<0.0096	U		<0.006	U		<0.004	U		<0.009	U	
		VMP-8-5-021011	2/10/2011	<0.0078	U		<0.0057	U		<0.01	U		<0.0032	U		<0.006	U		<0.01	U		<0.0064	U		0.0012	J		<0.0095	U	
		VMP-8-5-040711	4/7/2011	<0.0087	U		<0.0064	U		0.0023	J		<0.014	U		0.00094	J		<0.011	U		<0.0071	U		0.0014	J		<0.011	U	
		VMP-8-5-072711	7/27/2011	<0.0093	U		<0.0068	U		<0.013	U		<0.016	U		<0.0072	U		<0.012	U		<0.0077	U		0.0014	J		<0.011	U	
		VMP-8-5-110311	11/3/2011	<0.0054	U		<0.0039	U		<0.0073	U		<0.009	U		<0.0042	U		<0.0071	U		<0.0044	U		<0.0029	U		<0.0066	U	
	9.5 ft	VMP-8-9.5	11/10/2009	<0.007	U		<0.005	U		<0.009	U		<0.003	U		<0.005	U		<0.009	U		<0.005	U		<0.003	U		<0.008	U	
		VMP-8-9.5-083010	8/30/2010	<0.0076	U		0.0027	J		<0.01	U		<0.0032	U		<0.0059	U		<0.01	U		<0.0063	U		<0.0042	U		<0.0093	U	
		VMP-8-9.5-083010-Dup	8/30/2010	<0.0078	U		0.0028	J		<0.01	U		<0.0032	U		0.00094	J		<0.01	U		<0.0064	U		<0.0042	U		<0.0095	U	
		VMP-8-9.5-111810	11/17/2010	0.0014	J		<0.0056	U		<0.01	U		<0.0032	U		<0.0059	U		<0.01	U		<0.0063	U		0.0011	J		<0.0093	U	
		VMP-8-9.5-021011	2/10/2011	<0.0079	U		<0.0058	U		<0.011	U		<0.0033	U		<0.0062	U		<0.01	U		<0.0065	U		<0.0043	U		<0.0097	U	
		VMP-8-9.5-040711	4/7/2011	<0.0087	U		<0.0064	U		<0.012	U		<0.014	U		<0.0067	U		<0.011	U		<0.0071	U		0.00079	J		<0.011	U	
		VMP-8-9.5-072711	7/27/2011	<0.0067	U		<0.0049	U		<0.0091	U		<0.011	U		<0.0052	U		<0.0088	U		<0.0055	U		0.0014	J		<0.0082	U	
		VMP-8-9.5-110311	11/3/2011	<0.0053	U		<0.0039	U		<0.0072	U		<0.0089	U		<0.0041	U		<0.0069	U		<0.0043	U		<0.0029	U		<0.0064	U	
	23.5 ft	VMP-8-23.5	11/10/2009	<0.007	U		<0.005	U		<0.01	U		<0.003	U		<0.005	U		<0.009	U		<0.006	U		<0.004	U		<0.009	U	
		VMP-8-23.5-083010	8/30/2010	0.0009	J		0.003	J		<0.011	U		<0.0035	U		<0.0064	U		<0.011	U		<0.0068	U		0.002	J		<0.01	U	
		VMP-8-23.5-111910	11/19/2010	<0.0079	U		<0.0058	U		<0.011	U		<0.0033	U		<0.0062	U		<0.01	U		<0.0065	U		0.0018	J		<0.0097	U	
		VMP-8-23.5-021011	2/10/2011	<0.0085	U		<0.0062	U		<0.011	U		<0.0035	U		<0.0066	U		<0.011	U		<0.007	U		<0.0046	U		<0.01	U	
		VMP-8-23.5-040711	4/7/2011	<0.0079	U		<0.0058	U		0.0021	J		<0.013	U		<0.0062	U		<0.01	U		<0.0065	U		0.001	J		<0.0097	U	
		VMP-8-23.5-040711-Dup	4/7/2011	<0.012	U		<0.0092	U		0.0033	J		<0.021	U		<0.0098	U		<0.016	U		<0.01	U		0.0027	J		<0.015	U	
		VMP-8-23.5-081011	8/10/2011	<0.0083	U		<0.0061	J	U	<0.011	U		<0.014	U		<0.0064	U		<0.011	U		<0.0068	J	U	0.012			<0.01	U	
		VMP-8-23.5-110611	11/6/2011	<0.006	U		<0.0044	J	U	<0.0081	U		<0.01	U		<0.0047	U		<0.0079	U		<0.0049	U		<0.0033	U		<0.0073	U	
VMP-9	5 ft	VMP-9-5	11/11/2009	<0.007	U		<0.005	U		<0.009	U		<0.003	U		<0.005	U		<0.009	U		<0.005	U		<0.003	U		<0.008	U	
		VMP-9-5-082610	8/26/2010	<0.0072	U		<0.0052	U		<0.0097	U		<0.003	U		<0.0056	U		<0.0094	U		<0.0059	U		0.011			<0.0088	U	
		VMP-9-5-111910	11/19/2010	<0.0075	U		<0.0055	U		<0.01	U		<0.0031	U		<0.0058	U		<0.0098	U		<0.0062	U		<0.0041	U		<0.0091	U	
		VMP-9-5-020811	2/8/2011	<0.0069	U		<0.0051	U		<0.0094	U		<0.0029	U		<0.0054	U		<0.0091	U		<0.0057	U		0.00097	J		<0.0084	U	
		VMP-9-5-040611	4/6/2011	<0.019	U		<0.014	U		<0.026	U		<0.032	U		<0.015	U		<0.025	U		<0.016	U		<0.01	U		<0.023	U	
		VMP-9-5-080211	8/2/2011	<0.37	U		<0.27	U		<0.5	U		<0.62	U		<0.29	U		<0.49	U		<0.3	U		0.14	J		<0.45	U	
		VMP-9-5-110411	11/4/2011	<0.0055	U		<0.004	U		<0.0074	U		<0.0092	U		<0.0043	U		0.0016	J		<0.0045	J	U	<0.003	U		<0.0067	J	U
	11.5 ft	VMP-9-11.5	11/11/2009	<0.008	U		<0.006	U		<0.012	U		<0.003	U		<0.006	U		<0.011	U		<0.007	U		<0.004	U		<0.011	U	
		VMP-9-11.5-082610	8/26/2010	<0.16	U		<0.12	U		<0.22	U		<0.068	U		<0.12	U		<0.21	U		<0.13	U		1.2			<0.2	U	
		VMP-9-11.5-111910	11/19/2010	<0.47	U		<0.34	U		<0.63	U		<0.2	U		<0.36	U		<0.62	U		<0.38	U		<0.26	U		<0.57	U	
		VMP-9-11.5-020911	2/9/2011	<0.0085	U		<0.0062	U		<0.011	U		<0.0035	U		<0.0066	U		<0.011	U		<0.007	U		<0.0046	U		<0.01	U	
		VMP-9-11.5-020911-Dup	2/9/2011	<0.0066	U		<0.0048	U		<0.0089	U		<0.0028	U		<0.0051	U		<0.0086	U		<0.0054	U		0.0021	J		<0.008	U	
		VMP-9-11.5-040611	4/6/2011	<0.025	U		<0.018	U		<0.034	U		<0.042	U		<0.019	U		<0.032	U		<0.02	U		0.0033	J		<0.03	U	
		VMP-9-11.5-080211	8/2/2011	<0.55	U		<0.4	U		<0.75	U		<0.93	U		<0.43	U		<0.73	U		<0.46	U		2.5			<0.68	U	
		VMP-9-11.5-110411	11/4/2011	<0.0055	U		<0.004	U		<0.0074	U		<0.0092	U		<0.0043	U		<0.0072	U		<0.0045	U		0.0018	J		<0.0067	U	
	25.5 ft	VMP-9-25.5	11/10/2009	<1.7	U		<1.3	U		<2.3	U		<0.72	U		<1.3	U		<2.3	U		<1.4	U		54		J	<2.1	U	
		VMP-9-25.5-D	11/10/2009	<1.6	U		<1.1	U		<2.1	U		<0.65	U		<1.2	U		<2	U		<1.3	U		52		J	<1.9	U	
		VMP-9-25.5-082610	8/26/2010	<1.3	U		<0.93	U		<1.7	U		<0.53	U		<0.98	U		<1.7	U		<1	U		31			<1.5	U	
		VMP-9-25.5-082610-Dup	8/26/2010	<1.4	U		<0.99	U		<1.8	U		<0.57	U		<1	U		<1.8	U		<1.1	U		32			<1.6	U	
		VMP-9-25.5-111910	11/19/2010	<1.4	U		<1	U		<2	U		<0.61	U		<1.1	U		<1.9	U		<1.2	U		20			<1.8	U	
		VMP-9-25.5-020911	2/9/2011	<0.79	U		<0.58	U		<1.1	U		<0.33	U		<0.62	U		<1	U		<0.65	U		3			<0.97	U	
		VMP-9-25.5-040811	4/8/2011	<0.4	U		<0.29	U		<0.54	U		0.26	J		<0.31	U		<0.53	U		<0.33	U		0.88			<0.49	U	
		VMP-9-25.5-080211	8/2/2011	<0.89	U		<0.65	U		<1.2	U		<1.5	U		<0.69	U		<1.2	U		<0.73	U		32		J	<1.1	U	
		VMP-9-25.5-110711	11/7/2011	<0.78	U		0.35	J		<1.1	U		<1.3	U		<0.61	U		<1	U		<0.64	U		1.8			<0.96	U	
		VMP-9-25.5-110711-Dup	11/7/2011	<0.68	U		0.31	J		<0.92	U		<1.1	U		<0.52	U		<0.89	U		<0.56	U		1.7			<0.83	U	
	38.5 ft	VMP-9-38.5	11/10/2009	<3.5	U		<2.5	U		<4.7	U		<1.4	U		<2.7	U		<4.5	U		<2.8	U		110		J	<4.2	U	
		VMP-9-38.5-020911	2/9/2011	<1.3	U		<0.96	U		<1.8	U		<0.55	U		<1	U		<1.7	U		<1.1	U		18			<1.6	U	
		VMP-9-38.5-040811	4/8/2011	<1.7	U		<1.3	U		<2.4	U		0.73	J		<1.4	U		<2.3	U		<1.4	U		23			<2.1	U	

TABLE 3 CUMULATIVE SUMMARY OF SOIL VAPOR ANALYTICAL DETECTIONS AND SCREENING RESULTS: VILLAGE - VOCS

				1,2-Dichlorobenzene			1,3-Dichlorobenzene			1,4-Dichlorobenzene			1,1-Dichloroethane			1,2-Dichloroethane			1,1-Dichloroethene			cis-1,2-Dichloroethene			Dichlorodifluoromethane		
Screening Values (mg/m³)				290						1,200			690			0.099			240			1,100,000					
Location	Depth	Sample ID	Sample Date	Result (mg/m³)	Lab Qualifier	URS Qualifier	Result (mg/m³)	Lab Qualifier	URS Qualifier	Result (mg/m³)	Lab Qualifier	URS Qualifier	Result (mg/m³)	Lab Qualifier	URS Qualifier	Result (mg/m³)	Lab Qualifier	URS Qualifier	Result (mg/m³)	Lab Qualifier	URS Qualifier	Result (mg/m³)	Lab Qualifier	URS Qualifier	Result (mg/m³)	Lab Qualifier	URS Qualifier
VMP-7	5 ft	VMP-7-5	11/9/2009	<0.007	U		<0.007	U		<0.007	U		<0.004	U		<0.004	U		<0.004	U		<0.004	U		<0.005	U	
		VMP-7-5-082610	8/26/2010	<0.0079	U		<0.0079	U		<0.0079	U		<0.0053	U		<0.0053	U		<0.0052	U		<0.0052	U		0.003	J	
		VMP-7-5-111910	11/19/2010	<0.0072	U		<0.0072	U		<0.0072	U		<0.0048	U		<0.0048	U		<0.0047	U		<0.0047	U		<0.0059	U	
		VMP-7-5-020711	2/7/2011	<0.0078	J	U	<0.0078	U		<0.0078	J	U	<0.0052	U		<0.0052	U		<0.0051	U		<0.0051	U		0.0025	J	
		VMP-7-5-040711	4/7/2011	<0.011	U		<0.011	U		<0.011	U		<0.0074	U		<0.0074	U		<0.0072	U		<0.0072	U		0.0014	J	
		VMP-7-5-080211	8/2/2011	<1.1	U		<1.1	U		<1.1	U		<0.73	U		<0.73	U		<0.72	U		<0.72	U		<0.89	U	
		VMP-7-5-111011	11/10/2011	<0.0051	U		<0.0051	U		<0.0051	U		<0.0035	U		<0.0035	U		<0.0034	U		<0.0034	U		0.0011	J	
		VMP-7-5-111011-Dup	11/10/2011	<0.0048	U		<0.0048	U		<0.0048	U		<0.0032	U		<0.0032	U		<0.0032	U		<0.0032	U		0.0014	J	J
	13.5 ft	VMP-7-13.5	11/9/2009	<0.054	U		<0.054	U		<0.054	U		<0.036	U		<0.036	U		<0.035	U		<0.035	U		<0.044	U	
		VMP-7-13.5-082610	8/26/2010	<0.17	U		<0.17	U		<0.17	U		<0.12	U		<0.12	U		<0.11	U		<0.11	U		<0.14	U	
		VMP-7-13.5-111910	11/19/2010	<1.2	U		<1.2	U		<1.2	U		<0.82	U		<0.82	U		<0.8	U		<0.8	U		<1	U	
		VMP-7-13.5-020711	2/7/2011	<0.0074	J	U	<0.0074	U		<0.0074	J	U	<0.005	U		<0.005	U		<0.0049	U		<0.0049	U		0.0019	J	
		VMP-7-13.5-040711	4/7/2011	<0.013	U		<0.013	U		<0.013	U		<0.0087	U		<0.0087	U		<0.0086	U		<0.0086	U		<0.011	U	
		VMP-7-13.5-080311	8/3/2011	<1.4	U		<1.4	U		<1.4	U		<0.98	U		<0.98	U		<0.96	U		<0.96	U		<1.2	U	
		VMP-7-13.5-111011	11/10/2011	<0.0047	U		<0.0048	U		<0.0048	U		<0.0032	U		<0.0032	U		<0.0031	U		<0.0031	U		0.0013	J	J
	29.5 ft	VMP-7-29.5	11/9/2009	<1.1	U		<1.1	U		<1.1	U		<0.77	U		<0.77	U		<0.76	U		<0.76	U		<0.94	U	
		VMP-7-29.5-083110	8/31/2010	<2.5	U		<2.5	U		<2.5	U		<1.7	U		<1.7	U		<1.6	U		<1.6	U		<2	U	
		VMP-7-29.5-111910	11/19/2010	<3.7	U		<3.7	U		<3.7	U		<2.5	U		<2.5	U		<2.4	U		<2.4	U		<3.1	U	
		VMP-7-29.5-020711	2/7/2011	<3.9	U		<3.9	U		<3.9	U		<2.6	U		<2.6	U		<2.6	U		<2.6	U		<3.2	U	
		VMP-7-29.5-040711	4/7/2011	<0.94	U		<0.94	U		<0.94	U		<0.63	U		<0.63	U		<0.62	U		<0.62	U		<0.77	U	
		VMP-7-29.5-080311	8/3/2011	<2.2	U		<2.2	U		<2.2	U		<1.5	U		<1.5	U		<1.5	U		<1.5	U		<1.8	U	
		VMP-7-29.5-111111	11/11/2011	<4.4	U		<4.4	U		<4.4	U		0.71	J		5.3			<2.9	U		<2.9	U		<3.6	U	
	38 ft	VMP-7-38	11/9/2009	<0.4	U		<0.4	U		<0.4	U		<0.27	U		<0.27	U		<0.26	U		<0.26	U		<0.33	U	
		VMP-7-38-020711	2/7/2011	<5.2	U		<5.2	U		<5.2	U		<3.5	U		<3.5	U		<3.4	U		<3.4	U		<4.3	U	
		VMP-7-38-040711	4/7/2011	<1.3	U		<1.3	U		<1.3	U		<0.89	U		<0.89	U		<0.87	U		<0.87	U		<1.1	U	
VMP-8	5 ft	VMP-8-5	11/10/2009	<0.007	U		<0.007	U		<0.007	U		<0.004	U		<0.004	U		<0.004	U		<0.004	U		<0.005	U	
		VMP-8-5-083010	8/30/2010	0.0034	J		0.0038	J		0.0046	J		0.00069	J		0.00092	J		<0.0053	U		0.0012	J		0.0026	J	
		VMP-8-5-111810	11/17/2010	<0.007	U		<0.007	U		<0.007	U		<0.0047	U		<0.0047	U		<0.0046	U		<0.0046	U		0.0027	J	
		VMP-8-5-021011	2/10/2011	<0.0074	U		<0.0074	U		<0.0074	U		<0.005	U		<0.005	U		<0.0049	U		<0.0049	U		<0.0061	U	
		VMP-8-5-040711	4/7/2011	<0.0083	J	U	<0.0083	U		<0.0083	J	U	<0.0056	U		<0.0056	U		<0.0055	U		<0.0055	U		0.0026	J	
		VMP-8-5-072711	7/27/2011	<0.0089	U		<0.0089	U		0.0013	J		<0.006	U		<0.006	U		<0.0059	U		<0.0059	U		0.0023	J	
		VMP-8-5-110311	11/3/2011	<0.0051	U		<0.0051	U		<0.0051	U		<0.0035	U		<0.0035	U		<0.0034	U		<0.0034	U		0.0024	J	
	9.5 ft	VMP-8-9.5	11/10/2009	<0.006	U		<0.006	U		<0.006	U		<0.004	U		<0.004	U		<0.004	U		<0.004	U		<0.005	U	
		VMP-8-9.5-083010	8/30/2010	<0.0073	U		0.0025	J		0.0029	J		0.00048	J		<0.0049	U		<0.0048	U		0.00059	J		0.0024	J	
		VMP-8-9.5-083010-Dup	8/30/2010	<0.0074	U		0.0021	J		0.0026	J		0.00041	J		0.0007	J		<0.0049	U		<0.0049	U		0.0024	J	
		VMP-8-9.5-111810	11/17/2010	<0.0073	U		<0.0073	U		<0.0073	U		<0.0049	U		<0.0049	U		<0.0048	U		<0.0048	U		0.0024	J	
		VMP-8-9.5-021011	2/10/2011	<0.0076	U		<0.0076	U		<0.0076	U		<0.0051	U		<0.0051	U		<0.005	U		<0.005	U		0.0019	J	
		VMP-8-9.5-040711	4/7/2011	<0.0083	U		<0.0083	U		0.00092	J		<0.0056	U		<0.0056	U		<0.0055	U		<0.0055	U		0.0016	J	
		VMP-8-9.5-072711	7/27/2011	<0.0064	U		<0.0064	U		0.0011	J		<0.0043	U		<0.0043	U		<0.0042	U		<0.0042	U		0.0019	J	
		VMP-8-9.5-110311	11/3/2011	<0.005	U		<0.005	U		<0.005	U		<0.0034	U		<0.0034	U		<0.0033	U		<0.0033	U		0.0019	J	
	23.5 ft	VMP-8-23.5	11/10/2009	<0.007	U		<0.007	U		<0.007	U		<0.004	U		<0.004	U		<0.004	U		<0.004	U		<0.005	U	
		VMP-8-23.5-083010	8/30/2010	<0.0079	U		0.0021	J		0.0026	J		<0.0053	U		0.00085	J		<0.0052	U		0.00085	J		0.0028	J	
		VMP-8-23.5-111910	11/19/2010	<0.0076	U		<0.0076	U		<0.0076	U		<0.0051	U		<0.0051	U		<0.005	U		<0.005	U		<0.0062	U	
		VMP-8-23.5-021011	2/10/2011	<0.0081	U		<0.0081	U		<0.0081	U		<0.0054	U		<0.0054	U		<0.0053	U		<0.0053	U		0.0022	J	
		VMP-8-23.5-040711	4/7/2011	<0.0076	U		<0.0076	U		<0.0076	U		<0.0051	U		<0.0051	U		<0.005	U		<0.005	U		0.0023	J	
		VMP-8-23.5-040711-Dup	4/7/2011	<0.012	U		0.0016	J		0.0017	J		<0.0081	U		0.0014	J		<0.0079	U		<0.0079	U		0.0017	J	
		VMP-8-23.5-081011	8/10/2011	<0.0079	J	U	<0.0079	J	U	<0.0079	J	U	<0.0053	U		<0.0053	U		<0.0052	U		<0.0052	U		0.0027	J	
		VMP-8-23.5-110611	11/6/2011	<0.0057	U		<0.0057	U		<0.0057	U		<0.0039	U		<0.0039	U		<0.0038	U		<0.0038	U		0.003	J	
VMP-9	5 ft	VMP-9-5	11/11/2009	<0.006	U		<0.006	U		<0.006	U		<0.004	U		<0.004	U		<0.004	U		<0.004	U		<0.005	U	
		VMP-9-5-082610	8/26/2010	<0.0068	U		<0.0068	U		<0.0068	U		<0.0046	U		<0.0046	U		<0.0045	U		<0.0045	U		0.003	J	
		VMP-9-5-111910	11/19/2010	<0.0072	U		<0.0072	U		<0.0072	U		<0.0048	U		<0.0048	U		<0.0047	U		<0.0047	U		<0.0059	U	
		VMP-9-5-020811	2/8/2011	<0.0066	J	U	<0.0066	U		<0.0066	J	U	<0.0044	U		<0.0044	U		<0.0044	U		<0.0044	U		0.0028	J	
		VMP-9-5-040611	4/6/2011	<0.018	J	U	<0.018	J	U	<0.018	J	U	<0.012	U		<0.012	U		<0.012	U		<0.012	U		0.0025	J	
		VMP-9-5-080211	8/2/2011	<0.35	U		<0.35	U		<0.35	U		<0.24	U		<0.24	U		<0.23	U		<0.23	U		<0.29	U	
		VMP-9-5-110411	11/4/2011	<0.0053	J	U	<0.0053	J	U	<0.0053	J	U	<0.0035	U		<0.0035	U		<0.0035	U		<0.0035	U		0.0021	J	
	11.5 ft	VMP-9-11.5	11/11/2009	<0.008	U		<0.008	U		<0.008	U		<0.005	U		<0.005	U		<0.005	U		<0.005	U		<0.006	U	
		VMP-9-11.5-082610	8/26/2010	<0.15	U		<0.15	U		<0.15	U		<0.1	U		<0.1	U		<0.1	U		<0.1	U		<0.13	U	
		VMP-9-11.5-111910	11/19/2010	<0.45	U		<0.45	U		<0.45	U		<0.3	U		<0.3	U		<0.3	U		<0.3	U		<0.37	U	
		VMP-9-11.5-020911	2/9/2011	<0.0081	U		<0.0081	U		<0.0081	U		<0.0054	U		<0.0054	U		<0.0053	U		<0.0053	U		<0.0066	U	
		VMP-9-11.5-020911-Dup	2/9/2011	<0.0063	U		<0.0063	U		<0.0063	U		<0.0042	U		<0.0042	U		<0.0041	U		<0.0041	U		0.0013	J	
		VMP-9-11.5-040611	4/6/2011	<0.024	J	U	<0.024	U		<0.024	J	U	<0.016	U		<0.016	U		<0.016	U		<0.016	U		<0.02	U	
		VMP-9-11.5-080211	8/2/2011	<0.53	U		<0.53	U		<0.53	U		<0.36	U		<0.36	U		<0.35	U		<0.35	U		<0.44	U	
		VMP-9-11.5-110411	11/4/2011	<0.0053	U		<0.0053	U		<0.0053	J	U	<0.0035	U		<0.0035	U		<0.0035	U		<0.0035	U		0.0025	J	
	25.5 ft	VMP-9-25.5	11/10/2009	<1.6	U		<1.6	U		<1.6	U		<1.1	U		<1.1	U		<1.1	U		<1.1	U		<1.4	U	
		VMP-9-25.5-D	11/10/2009	<1.5	U		<1.5	U		<1.5	U		<1	U		<1	U		<0.98	U		<0.98	U		<1.2	U	
		VMP-9-25.5-082610	8/26/2010	<1.2	U		<1.2	U		<1.2	U		<0.82	U		<0.82	U		<0.8	U		<0.8	U		<1	U	
		VMP-9-25.5-082610-Dup	8/26/2010	<1.3	U		<1.3	U		<1.3	U		<0.87	U		<0.87	U		<0.86	U		<0.86	U		<1.1	U	
		VMP-9-25.5-111910	11/19/2010	<1.4	U		<1.4	U		<1.4	U		<0.93	U		<0.93	U		<0.91	U		<0.91	U		<1.1	U	
		VMP-9-25.5-020911	2/9/2011	<0.76	U		<0.76	U		<0.76	U		<0.51	U		<0.51	U		<0.5	U		<0.5	U		<0.62	U	
		VMP-9-25.5-040811	4/8/2011	<0.38	U		<0.38	U		<0.38	U		<0.26	U		<0.26	U		<0.25	U		<0.25	U		<0.32	U	
		VMP-9-25.5-080211	8/2/2011	<0.85	U		<0.85	U		<0.85	U		<0.57	U		<0.57	U		<0.56	U		<0.56	U		<0.7	U	
		VMP-9-25.5-110711	11/7/2011	<0.75	U		0.079	J		<0.75	U		<0.5	U		<0.5	U		<0.49	U		<0.49	U		<0.62	U	
		VMP-9-25.5-110711-Dup	11/7/2011	<0.65	U		0.069	J		<0.65	U		<0.44	U		<0.44	U		<0.43	U		<0.43	U		<0.53	U	
	38.5 ft	VMP-9-38.5	11/10/2009	<3.3	U		<3.3	U		<3.3	U		<2.2	U		<2.2	U		<2.2	U		<2.2	U		<2.7	U	
		VMP-9-38.5-020911	2/9/2011	<1.2	U		<1.2	U		<1.2	U		<0.85	U		<0.84	U		<0.83	U		<0.83	U		<1	U	
		VMP-9-38.5-040811	4/8/2011	<1.7	U		<1.7	U		<1.7	U		<1.1	U		<1.1	U		<1.1	U		<1.1	U		<1.4	U	

TABLE 3 CUMULATIVE SUMMARY OF SOIL VAPOR ANALYTICAL DETECTIONS AND SCREENING RESULTS: VILLAGE - VOCS

				Dichloromethane (Methylene chloride)			1,2-Dichloropropane			trans-1,3-Dichloropropene			1,4-Dioxane			Ethanol			Ethylbenzene			4-Ethyltoluene			Freon 113		
Screening Values (mg/m³)				5.6			0.062			0.9			0.22						1,400								
Location	Depth	Sample ID	Sample Date	Result (mg/m³)	Lab Qualifier	URS Qualifier	Result (mg/m³)	Lab Qualifier	URS Qualifier	Result (mg/m³)	Lab Qualifier	URS Qualifier	Result (mg/m³)	Lab Qualifier	URS Qualifier	Result (mg/m³)	Lab Qualifier	URS Qualifier	Result (mg/m³)	Lab Qualifier	URS Qualifier	Result (mg/m³)	Lab Qualifier	URS Qualifier	Result (mg/m³)	Lab Qualifier	URS Qualifier
VMP-7	5 ft	VMP-7-5	11/9/2009	<0.004	U		<0.005	U		<0.005	U		<0.017	U		0.11		J	0.012			<0.005	U		<0.008	U	
		VMP-7-5-082610	8/26/2010	0.0023	J		<0.0061	U		<0.006	U		<0.019	U		0.007	J		<0.0057	U		<0.0065	U		<0.01	U	
		VMP-7-5-111910	11/19/2010	<0.0041	U		<0.0055	U		<0.0054	U		0.0093	J		0.0031	J		0.00077	J		<0.0058	U		<0.0091	U	
		VMP-7-5-020711	2/7/2011	0.0013	J		<0.006	U		<0.0058	U		<0.018	U		0.0087	J		<0.0056	U		<0.0063	U		<0.0099	U	
		VMP-7-5-040711	4/7/2011	<0.0063	J	U	<0.0084	U		<0.0083	U		<0.026	U		0.0034	J		<0.0079	U		<0.0089	U		<0.014	U	
		VMP-7-5-080211	8/2/2011	<0.63	U		<0.83	U		<0.82	U		<2.6	U		<1.4	U		<0.78	U		<0.89	U		<1.4	U	
		VMP-7-5-111011	11/10/2011	0.0024	J	J	<0.004	U		<0.0039	U		<0.012	U		0.0096			<0.0037	U		<0.0042	U		<0.0066	U	
		VMP-7-5-111011-Dup	11/10/2011	0.01		J	<0.0037	U		<0.0036	U		<0.012	U		0.018			<0.0035	U		<0.004	U		<0.0062	U	
	13.5 ft	VMP-7-13.5	11/9/2009	<0.031	U		<0.041	U		<0.041	U		<0.13	U		<0.067	U		<0.039	U		<0.044	U		<0.068	U	
		VMP-7-13.5-082610	8/26/2010	<0.1	U		<0.13	U		<0.13	U		<0.42	U		<0.22	U		<0.12	U		<0.14	U		<0.22	U	
		VMP-7-13.5-111910	11/19/2010	0.91		J	<0.93	U		<0.91	U		<2.9	U		<1.5	U		<0.87	U		<0.99	U		<1.5	U	
		VMP-7-13.5-020711	2/7/2011	<0.0043	U		<0.0057	U		<0.0056	U		<0.018	U		<0.0093	U		<0.0054	U		<0.0061	U		<0.0095	U	
		VMP-7-13.5-040711	4/7/2011	<0.0075	J	U	<0.01	U		<0.0098	U		<0.031	U		<0.016	U		<0.0094	U		<0.011	U		<0.016	U	
		VMP-7-13.5-080311	8/3/2011	<0.84	U		<1.1	U		<1.1	U		<3.5	U		<1.8	U		<1	U		<1.2	U		<1.8	U	
		VMP-7-13.5-111011	11/10/2011	0.0031			<0.0036	U		<0.0036	U		<0.011	U		0.017			0.013			0.0037	J		<0.006	U	
	29.5 ft	VMP-7-29.5	11/9/2009	<0.66	U		<0.88	U		<0.87	U		<2.8	U		<1.4	U		<0.83	U		<0.94	U		<1.5	U	
		VMP-7-29.5-083110	8/31/2010	<1.4	U		<1.9	U		<1.9	U		<5.9	U		<3.1	U		<1.8	U		<2	U		<3.2	U	
		VMP-7-29.5-111910	11/19/2010	<2.2	U		<2.9	U		<2.8	U		<8.9	U		<4.7	U		<2.7	U		<3	U		<4.8	U	
		VMP-7-29.5-020711	2/7/2011	<2.2	U		<3	U		<2.9	U		<9.3	U		<4.9	U		<2.8	U		0.77	J		<4.9	U	
		VMP-7-29.5-040711	4/7/2011	<0.54	U		<0.72	U		<0.71	U		<2.2	U		<1.2	U		<0.68	U		0.23	J	J	<1.2	U	
		VMP-7-29.5-080311	8/3/2011	<1.3	U		<1.7	U		<1.7	U		<5.3	U		<2.8	U		<1.6	U		<1.8	U		<2.8	U	
		VMP-7-29.5-111111	11/11/2011	<2.5	U		<3.4	U		<3.3	U		<10	U		3.3	J		2.7	J		1.6	J		<5.6	U	
	38 ft	VMP-7-38	11/9/2009	<0.23	U		<0.3	U		<0.3	U		<0.95	U		<0.5	U		<0.29	U		<0.32	U		<0.5	U	
		VMP-7-38-020711	2/7/2011	<3	U		<4	U		<3.9	U		<12	U		<6.5	U		<3.8	U		<4.2	U		<6.6	U	
		VMP-7-38-040711	4/7/2011	<0.76	U		<1	U		<1	U		<3.2	U		<1.6	U		<0.96	U		<1.1	U		<1.7	U	
VMP-8	5 ft	VMP-8-5	11/10/2009	<0.004	U		<0.005	U		<0.005	U		<0.017	U		0.023		J	<0.005	U		<0.005	U		<0.008	U	
		VMP-8-5-083010	8/30/2010	0.0026	J		<0.0062	U		<0.0061	U		<0.019	U		<0.01	U		<0.0058	U		0.0014	J		0.0019	J	
		VMP-8-5-111810	11/17/2010	0.00071	J		<0.0054	U		<0.0053	U		<0.017	U		0.0073	J		<0.005	J	U	<0.0057	U		0.0017	J	
		VMP-8-5-021011	2/10/2011	<0.0043	U		<0.0057	U		<0.0056	U		<0.018	U		<0.0093	U		<0.0054	U		<0.0061	U		<0.0095	U	
		VMP-8-5-040711	4/7/2011	<0.0048	U		<0.0064	U		<0.0063	U		0.0057	J		<0.01	U		<0.006	U		<0.0068	U		<0.01	U	
		VMP-8-5-072711	7/27/2011	<0.0051	U		<0.0068	U		<0.0067	U		<0.021	U		0.037			0.0026	J		0.0033	J		<0.011	U	
		VMP-8-5-110311	11/3/2011	<0.003	J	U	<0.004	U		<0.0039	U		<0.012	U		0.052			0.0033	J		0.00052	J		<0.0066	U	
	9.5 ft	VMP-8-9.5	11/10/2009	<0.003	U		<0.005	U		<0.005	U		<0.016	U		0.03		J	<0.004	U		<0.005	U		<0.008	U	
		VMP-8-9.5-083010	8/30/2010	0.005			<0.0056	U		<0.0055	U		<0.017	U		0.016			<0.0052	U		0.0011	J		0.0011	J	
		VMP-8-9.5-083010-Dup	8/30/2010	0.0013	J		0.00099	J		<0.0056	U		<0.018	U		0.013			<0.0054	U		<0.0061	U		0.001	J	
		VMP-8-9.5-111810	11/17/2010	<0.0042	U		<0.0056	U		<0.0055	U		0.0021	J		0.01			<0.0052	J	U	<0.0059	U		0.0018	J	
		VMP-8-9.5-021011	2/10/2011	<0.0044	U		<0.0058	U		<0.0057	U		<0.018	U		0.0028	J		<0.0055	U		<0.0062	U		<0.0096	U	
		VMP-8-9.5-040711	4/7/2011	0.00097	J		<0.0064	U		<0.0063	U		<0.02	U		0.0074	J		<0.006	U		<0.0068	U		<0.01	U	
		VMP-8-9.5-072711	7/27/2011	0.0065			<0.0049	U		<0.0048	U		<0.015	U		0.082			0.0028	J		0.0032	J		<0.0082	U	
		VMP-8-9.5-110311	11/3/2011	<0.0029	J	U	<0.0039	U		<0.0038	U		0.0045	J		0.029			0.0044			0.0011	J		<0.0064	U	
	23.5 ft	VMP-8-23.5	11/10/2009	<0.004	U		<0.005	U		<0.005	U		<0.017	U		0.023		J	<0.005	U		<0.005	U		<0.009	U	
		VMP-8-23.5-083010	8/30/2010	0.0015	J		<0.0061	U		<0.006	U		<0.019	U		0.0069	J		<0.0057	U		<0.0065	U		0.0014	J	
		VMP-8-23.5-111910	11/19/2010	<0.0044	U		<0.0058	U		<0.0057	U		<0.018	U		0.0076	J		0.0015	J		<0.0062	U		<0.0096	U	
		VMP-8-23.5-021011	2/10/2011	<0.0047	U		<0.0062	U		<0.0061	U		<0.019	U		<0.01	U		<0.0058	U		<0.0066	U		<0.01	U	
		VMP-8-23.5-040711	4/7/2011	0.0066			<0.0058	U		<0.0057	U		<0.018	U		0.0075	J		0.00066	J		<0.0062	U		<0.0096	U	
		VMP-8-23.5-040711-Dup	4/7/2011	0.0021	J		<0.0092	U		<0.0091	U		<0.029	U		0.0073	J		<0.0087	U		<0.0098	U		<0.015	U	
		VMP-8-23.5-081011	8/10/2011	0.0021	J		<0.0061	U		<0.006	J	U	<0.019	U		0.052			0.0023	J		<0.0065	J	U	<0.01	U	
		VMP-8-23.5-110611	11/6/2011	0.0021	J		<0.0044	U		<0.0043	U		0.0013	J		0.027			0.001	J		0.0012	J		<0.0073	U	
VMP-9	5 ft	VMP-9-5	11/11/2009	<0.003	U		<0.005	U		<0.005	U		<0.016	U		0.018			<0.004	U		<0.005	U		<0.008	U	
		VMP-9-5-082610	8/26/2010	0.0072			<0.0053	U		<0.0052	U		0.008	J		0.015			0.00048	J		<0.0056	U		<0.0087	U	
		VMP-9-5-111910	11/19/2010	<0.0041	J	U	<0.0055	U		<0.0054	U		<0.017	U		0.0071	J		0.001	J		<0.0058	U		<0.0091	U	
		VMP-9-5-020811	2/8/2011	0.0013	J		<0.0051	U		<0.005	U		<0.016	U		<0.0083	U		<0.0048	U		<0.0054	U		<0.0084	U	
		VMP-9-5-040611	4/6/2011	0.011			<0.014	U		<0.014	U		<0.044	U		0.02	J		<0.013	U		<0.015	U		<0.023	U	
		VMP-9-5-080211	8/2/2011	<0.2	U		<0.27	U		<0.27	U		<0.85	U		<0.44	U		<0.26	U		<0.29	U		<0.45	U	
		VMP-9-5-110411	11/4/2011	0.0041			<0.004	U		<0.004	J	U	0.0018	J		0.012			<0.0038	U		<0.0043	J	U	<0.0067	U	
	11.5 ft	VMP-9-11.5	11/11/2009	<0.004	U		<0.006	U		<0.006	U		<0.02	U		0.014			<0.006	U		<0.006	U		<0.01	U	
		VMP-9-11.5-082610	8/26/2010	<0.089	U		<0.12	U		<0.12	U		<0.37	U		<0.19	U		<0.11	U		<0.13	U		<0.2	U	
		VMP-9-11.5-111910	11/19/2010	0.32			<0.34	U		<0.34	U		<1.1	U		<0.56	U		<0.32	U		<0.37	U		<0.57	U	
		VMP-9-11.5-020911	2/9/2011	<0.0047	U		<0.0062	U		<0.0061	U		<0.019	U		0.0059	J		<0.0058	U		<0.0066	U		<0.01	U	
		VMP-9-11.5-020911-Dup	2/9/2011	<0.0036	U		<0.0048	U		<0.0047	U		<0.015	U		0.009			<0.0045	U		<0.0051	U		<0.008	U	
		VMP-9-11.5-040611	4/6/2011	0.0069	J		<0.018	U		<0.018	U		<0.057	U		0.017	J		<0.017	U		<0.019	U		<0.03	U	
		VMP-9-11.5-080211	8/2/2011	<0.3	U		<0.41	U		<0.4	U		<1.3	U		<0.66	U		<0.38	U		<0.43	U		<0.67	U	
		VMP-9-11.5-110411	11/4/2011	<0.003	J	U	<0.004	U		<0.004	U		<0.013	U		0.014			<0.0038	U		<0.0043	J	U	<0.0067	U	
	25.5 ft	VMP-9-25.5	11/10/2009	<0.96	U		<1.3	U		<1.2	U		<4	U		<2.1	U		<1.2	U		<1.4	U		<2.1	U	
		VMP-9-25.5-D	11/10/2009	<0.86	U		<1.1	U		<1.1	U		<3.6	U		<1.9	U		<1.1	U		<1.2	U		<1.9	U	
		VMP-9-25.5-082610	8/26/2010	<0.7	U		<0.93	U		<0.91	U		<2.9	U		<1.5	U		<0.87	U		<0.99	U		<1.5	U	
		VMP-9-25.5-082610-Dup	8/26/2010	<0.75	U		<1	U		<0.98	U		<3.1	U		<1.6	U		<0.94	U		<1.1	U		<1.6	U	
		VMP-9-25.5-111910	11/19/2010	0.44	J		<1.1	U		<1	U		<3.3	U		<1.7	U		<1	U		<1.1	U		<1.8	U	
		VMP-9-25.5-020911	2/9/2011	<0.44	U		<0.58	U		<0.57	U		<1.8	U		<0.95	U		<0.55	U		<0.62	U		<0.96	U	
		VMP-9-25.5-040811	4/8/2011	0.13	J		<0.3	U		<0.29	U		<0.92	U		0.29	J		<0.28	U		<0.31	U		<0.49	U	
		VMP-9-25.5-080211	8/2/2011	<0.49	U		<0.65	U		<0.64	U		<2	U		<1.1	U		<0.61	U		<0.69	U		<1.1	U	
		VMP-9-25.5-110711	11/7/2011	0.53			<0.58	U		<0.56	U		<1.8	U		0.49	J		<0.54	U		<0.61	U		<0.95	U	
		VMP-9-25.5-110711-Dup	11/7/2011	0.58			<0.5	U		<0.49	U		<1.5	U		0.56	J		<0.47	U		<0.53	U		<0.82	U	
	38.5 ft	VMP-9-38.5	11/10/2009	<1.9	U		<2.5	U		<2.5	U		<7.9	U		<4.1	U		<2.4	U		<2.7	U		<4.2	U	
		VMP-9-38.5-020911	2/9/2011	<0.73	U		<0.96	U		<0.95	U		<3	U		<1.6	U		<0.91	U		<1	U		<1.6	U	
		VMP-9-38.5-040811	4/8/2011	0.53	J		<1.3	U		<1.3	U		<4	U		1.4	J		<1.2	U		<1.4	U		<2.1	U	

TABLE 3 CUMULATIVE SUMMARY OF SOIL VAPOR ANALYTICAL DETECTIONS AND SCREENING RESULTS: VILLAGE - VOCS

				Heptane			Hexachlorobutadiene			Hexane			2-Hexanone (Methyl N-Butyl Ketone)			Isopentane			Isopropylbenzene (Cumene)			4-Methyl-2-pentanone (Methyl Isobutyl Ketone)			Methyl tert-Butyl Ether (MTBE)		
Screening Values (mg/m³)																			600						3,400		
Location	Depth	Sample ID	Sample Date	Result (mg/m³)	Lab Qualifier	URS Qualifier	Result (mg/m³)	Lab Qualifier	URS Qualifier	Result (mg/m³)	Lab Qualifier	URS Qualifier	Result (mg/m³)	Lab Qualifier	URS Qualifier	Result (mg/m³)	Lab Qualifier	URS Qualifier	Result (mg/m³)	Lab Qualifier	URS Qualifier	Result (mg/m³)	Lab Qualifier	URS Qualifier	Result (mg/m³)	Lab Qualifier	URS Qualifier
VMP-7	5 ft	VMP-7-5	11/9/2009	0.091			<0.05	U		0.11			<0.019	U					<0.005	U		<0.004	U		<0.004	U	
		VMP-7-5-082610	8/26/2010	0.0044	J		<0.056	U		0.016			<0.022	U					<0.0065	U		<0.0054	U		<0.0048	U	
		VMP-7-5-111910	11/19/2010	0.0039	J		<0.051	U		0.0047			<0.019	U					<0.0058	U		<0.0049	U		<0.0043	U	
		VMP-7-5-020711	2/7/2011	0.0041	J		<0.055	U		0.0024	J		<0.021	U					<0.0063	U		<0.0053	U		<0.0046	U	
		VMP-7-5-040711	4/7/2011	0.0074			<0.078	U		0.016			<0.03	U		0.019	J		<0.0089	U		<0.0074	U		<0.0066	U	
		VMP-7-5-080211	8/2/2011	4.5			<7.7	U		12			<3	U		520			<0.89	U		<0.74	U		<0.65	U	
		VMP-7-5-111011	11/10/2011	<0.0035	U		<0.036	U		<0.003	U		<0.014	U		<0.01	U		0.0018	J		0.0099			<0.0031	U	
		VMP-7-5-111011-Dup	11/10/2011	<0.0033	U		<0.034	U		<0.0028	U		<0.013	U		0.0076	J		0.0016	J		0.0084			<0.0029	U	
	13.5 ft	VMP-7-13.5	11/9/2009	<0.037	U		<0.38	U		0.052			<0.15	U					<0.044	U		<0.037	U		<0.032	U	
		VMP-7-13.5-082610	8/26/2010	<0.12	U		<1.2	U		0.035	J		<0.47	U					0.015	J		<0.12	U		<0.1	U	
		VMP-7-13.5-111910	11/19/2010	4.9		J	<8.6	U		8.9		J	<3.3	U					<0.99	U		<0.82	U		<0.73	U	
		VMP-7-13.5-020711	2/7/2011	0.0011	J		<0.053	U		0.0013	J		<0.02	U					<0.0061	U		<0.005	U		<0.0044	U	
		VMP-7-13.5-040711	4/7/2011	0.0064	J		<0.092	U		0.022			<0.035	U		0.024	J		<0.011	U		<0.0088	U		<0.0078	U	
		VMP-7-13.5-080311	8/3/2011	<0.99	U		<10	U		2.7			<3.9	U		310			<1.2	U		<0.99	U		<0.87	U	
		VMP-7-13.5-111011	11/10/2011	0.026			<0.034	U		0.012			<0.013	U		0.8			0.0083			0.022			<0.0028	U	
	29.5 ft	VMP-7-29.5	11/9/2009	460		J	<8.1	U		420		J	<3.1	U					7.5		J	<0.78	U		<0.69	U	
		VMP-7-29.5-083110	8/31/2010	420		J	<18	U		420		J	<6.7	U					6		J	<1.7	U		<1.5	U	
		VMP-7-29.5-111910	11/19/2010	300		J	<26	U		270			<10	U					4.8		J	<2.5	U		<2.2	U	
		VMP-7-29.5-020711	2/7/2011	350			<28	U		320			<10	U					10			<2.6	U		<2.3	U	
		VMP-7-29.5-040711	4/7/2011	220		J	<6.7	U		190		J	<2.6	U		380		J	3.4		J	<0.64	U		<0.56	U	
		VMP-7-29.5-080311	8/3/2011	350			<16	U		360			<6.1	U		850			1.6	J		<1.5	U		<1.3	U	
		VMP-7-29.5-111111	11/11/2011	110			<31	U		130			<12	U		500			<3.6	U		<3	U		<2.6	U	
	38 ft	VMP-7-38	11/9/2009	170		J	<2.8	U		140		J	<1.1	U					4		J	<0.27	U		<0.24	U	
		VMP-7-38-020711	2/7/2011	210			<37	U		280			<14	U					6.8			<3.5	U		<3.1	U	
		VMP-7-38-040711	4/7/2011	110		J	<9.4	U		150		J	<3.6	U		500		J	0.56	J	J	<0.9	U		<0.79	U	
VMP-8	5 ft	VMP-8-5	11/10/2009	0.016			<0.05	U		0.016			<0.019	U					<0.005	U		<0.004	U		<0.004	U	
		VMP-8-5-083010	8/30/2010	0.0019	J		<0.057	U		0.0032	J		0.0029	J					<0.0066	U		<0.0055	U		0.00052	J	
		VMP-8-5-111810	11/17/2010	0.0025	J		<0.05	U		0.0019	J		<0.019	U					<0.0057	U		<0.0048	U		0.00055	J	
		VMP-8-5-021011	2/10/2011	<0.0051	U		<0.053	U		0.0011	J		<0.02	U					<0.0061	U		<0.005	U		<0.0044	U	
		VMP-8-5-040711	4/7/2011	<0.0056	U		<0.059	U		<0.0049	U		<0.023	U		0.0037	J		<0.0068	U		<0.0056	U		<0.005	U	
		VMP-8-5-072711	7/27/2011	0.0021	J		<0.063	U		0.0026	J		0.0054	J		<0.017	U		0.05			0.24			<0.0053	U	
		VMP-8-5-110311	11/3/2011	0.0026	J		<0.036	U		0.0033			0.0006	J		0.017			0.0028	J		0.015			<0.0031	U	
	9.5 ft	VMP-8-9.5	11/10/2009	0.0046			<0.048	U		0.0042			<0.018	U					<0.005	U		<0.004	U		<0.004	U	
		VMP-8-9.5-083010	8/30/2010	0.0017	J		<0.052	U		0.0055			0.0013	J					<0.0059	U		<0.005	U		0.00039	J	
		VMP-8-9.5-083010-Dup	8/30/2010	0.0016	J		<0.053	U		0.0034	J		0.0017	J					<0.0061	U		<0.005	U		<0.0044	U	
		VMP-8-9.5-111810	11/17/2010	<0.005	U		<0.052	U		0.0017	J		<0.02	U					<0.0059	U		<0.005	U		0.00054	J	
		VMP-8-9.5-021011	2/10/2011	<0.0052	U		<0.054	U		<0.0044	U		<0.021	U					<0.0062	U		<0.0052	U		<0.0045	U	
		VMP-8-9.5-040711	4/7/2011	<0.0056	U		<0.059	U		0.0012	J		<0.023	U		0.0031	J		<0.0068	U		<0.0056	U		<0.005	U	
		VMP-8-9.5-072711	7/27/2011	0.0039	J		<0.045	U		0.0048			0.0048	J		0.02			0.045			0.13			<0.0038	U	
		VMP-8-9.5-110311	11/3/2011	0.0021	J		<0.036	U		0.0018	J		0.00037	J		0.011			0.0014	J		0.0088			<0.003	U	
	23.5 ft	VMP-8-23.5	11/10/2009	<0.004	U		<0.051	U		<0.004	U		<0.019	U					<0.005	U		<0.004	U		<0.004	U	
		VMP-8-23.5-083010	8/30/2010	0.0021	J		<0.056	U		0.0024	J		0.0011	J					<0.0065	U		<0.0054	U		0.00037	J	
		VMP-8-23.5-111910	11/19/2010	0.0015	J		<0.054	U		0.0018	J		<0.021	U					<0.0062	U		<0.0052	U		<0.0045	U	
		VMP-8-23.5-021011	2/10/2011	<0.0055	U		<0.057	U		<0.0047	U		<0.022	U					<0.0066	U		<0.0055	U		<0.0048	U	
		VMP-8-23.5-040711	4/7/2011	<0.0052	U		<0.054	U		0.0027	J		<0.021	U		0.003	J		<0.0062	U		<0.0052	U		<0.0045	U	
		VMP-8-23.5-040711-Dup	4/7/2011	<0.0082	U		<0.085	U		0.0028	J		<0.033	U		0.0049	J		<0.0098	U		<0.0082	U		0.00068	J	
		VMP-8-23.5-081011	8/10/2011	0.012			<0.056	U		0.033			0.0022	J		0.069			0.019			0.1			<0.0048	U	
		VMP-8-23.5-110611	11/6/2011	0.0013	J		<0.041	U		0.0028	J		0.0015	J		<0.011	U		0.0052			0.035			<0.0034	U	
VMP-9	5 ft	VMP-9-5	11/11/2009	<0.004	U		<0.048	U		<0.003	U		<0.018	U					<0.005	U		<0.004	U		<0.004	U	
		VMP-9-5-082610	8/26/2010	0.0055			<0.049	U		0.016			<0.019	U					<0.0056	U		<0.0047	U		<0.0041	U	
		VMP-9-5-111910	11/19/2010	0.0016	J		<0.051	U		0.0014	J		<0.019	U					<0.0058	U		<0.0049	U		<0.0043	U	
		VMP-9-5-020811	2/8/2011	<0.0045	U		<0.047	U		<0.0039	U		<0.018	U					<0.0054	U		<0.0045	U		<0.004	U	
		VMP-9-5-040611	4/6/2011	<0.012	U		<0.13	U		0.0064	J		<0.05	U		0.013	J		<0.015	U		<0.012	U		<0.011	U	
		VMP-9-5-080211	8/2/2011	<0.24	U		<2.5	U		<0.21	U		<0.97	U		6.1			0.06	J		0.32			<0.21	U	
		VMP-9-5-110411	11/4/2011	0.003	J		<0.037	U		0.0027	J		0.0013	J		0.0024	J		<0.0043	J	U	0.022			<0.0032	U	
	11.5 ft	VMP-9-11.5	11/11/2009	<0.005	U		<0.059	U		<0.004	U		<0.023	U					<0.006	U		<0.005	U		<0.005	U	
		VMP-9-11.5-082610	8/26/2010	<0.1	U		<1.1	U		<0.09	U		<0.42	U					<0.13	U		<0.1	U		<0.093	U	
		VMP-9-11.5-111910	11/19/2010	<0.3	U		<3.2	U		<0.26	U		<1.2	U					<0.37	U		<0.3	U		<0.27	U	
		VMP-9-11.5-020911	2/9/2011	<0.0055	U		<0.057	U		<0.0047	U		<0.022	U					<0.0066	U		<0.0055	U		<0.0048	U	
		VMP-9-11.5-020911-Dup	2/9/2011	0.0025	J		<0.044	U		<0.0037	U		<0.017	U					<0.0051	U		<0.0043	U		<0.0038	U	
		VMP-9-11.5-040611	4/6/2011	0.0035	J		<0.17	U		0.0079	J		<0.065	U		0.0091	J		<0.019	U		<0.016	U		<0.014	U	
		VMP-9-11.5-080211	8/2/2011	<0.36	U		<3.8	U		<0.31	U		<1.4	U		54			<0.43	U		<0.36	U		<0.32	U	
		VMP-9-11.5-110411	11/4/2011	0.0021	J		<0.037	U		0.0029	J		0.001	J		0.066			<0.0043	J	U	0.035			<0.0032	U	
	25.5 ft	VMP-9-25.5	11/10/2009	1.5		J	<12	U		6.6		J	<4.5	U					<1.4	U		<1.1	U		<0.99	U	
		VMP-9-25.5-D	11/10/2009	1.5		J	<10	U		5.9		J	<4	U					<1.2	U		<1	U		<0.89	U	
		VMP-9-25.5-082610	8/26/2010	1.1			<8.6	U		3.2			<3.3	U					0.13	J		<0.82	U		<0.73	U	
		VMP-9-25.5-082610-Dup	8/26/2010	1.1			<9.2	U		3.2			<3.5	U					0.13	J		<0.88	U		<0.78	U	
		VMP-9-25.5-111910	11/19/2010	<0.94	U		<9.8	U		1.8			<3.8	U					<1.1	U		<0.94	U		<0.83	U	
		VMP-9-25.5-020911	2/9/2011	<0.52	U		<5.4	U		0.24	J		<2.1	U					<0.62	U		<0.52	U		<0.45	U	
		VMP-9-25.5-040811	4/8/2011	<0.26	U		<2.7	U		<0.22	U		<1	U		35			0.029	J		<0.26	U		<0.23	U	
		VMP-9-25.5-080211	8/2/2011	0.82		J	<6	U		2.8		J	<2.3	U		460			<0.69	U		<0.58	U		<0.51	U	
		VMP-9-25.5-110711	11/7/2011	<0.51	U		<5.3	U		0.62			<2	U		87			<0.61	U		<0.51	U		<0.45	U	
		VMP-9-25.5-110711-Dup	11/7/2011	<0.44	U		<4.6	U		0.68			<1.8	U		87			<0.53	U		<0.44	U		<0.39	U	
	38.5 ft	VMP-9-38.5	11/10/2009	4.6		J	<23	U		25		J	<9	U					<2.7	U		<2.2	U		<2	U	
		VMP-9-38.5-020911	2/9/2011	<0.86	U		<8.9	U		1.9			<3.4	U					0.22	J		<0.86	U		<0.75	U	
		VMP-9-38.5-040811	4/8/2011	<1.1	U		<12	U		<0.98	U		<4.6	U		230			0.2	J		<1.1	U		<1	U	

TABLE 3 CUMULATIVE SUMMARY OF SOIL VAPOR ANALYTICAL DETECTIONS AND SCREENING RESULTS: VILLAGE - VOCS

				2-Propanol			n-Propylbenzene			Styrene			Tetrachloroethene			Tetrahydrofuran			Toluene			1,2,4-Trichlorobenzene			1,1,1-Trichloroethane (Methyl chloroform)		
Screening Values (mg/m³)										1,400			0.55						6,200			11			6,600		
Location	Depth	Sample ID	Sample Date	Result (mg/m³)	Lab Qualifier	URS Qualifier	Result (mg/m³)	Lab Qualifier	URS Qualifier	Result (mg/m³)	Lab Qualifier	URS Qualifier	Result (mg/m³)	Lab Qualifier	URS Qualifier	Result (mg/m³)	Lab Qualifier	URS Qualifier	Result (mg/m³)	Lab Qualifier	URS Qualifier	Result (mg/m³)	Lab Qualifier	URS Qualifier	Result (mg/m³)	Lab Qualifier	URS Qualifier
VMP-7	5 ft	VMP-7-5	11/9/2009	0.55			<0.005	U		<0.005	U		<0.007	U		<0.003	U		0.0071			<0.034	U		<0.006	U	
		VMP-7-5-082610	8/26/2010	0.0064	J		<0.0065	U		<0.0056	U		<0.009	U		<0.0039	U		0.0012	J		<0.039	U		<0.0072	U	
		VMP-7-5-111910	11/19/2010	0.0053	J		<0.0058	U		<0.0051	U		<0.0081	U		<0.0035	U		<0.0045	U		<0.035	U		<0.0065	U	
		VMP-7-5-020711	2/7/2011	0.0059	J		<0.0063	U		<0.0055	U		<0.0088	U		<0.0038	U		0.001	J		<0.038	J	U	<0.007	U	
		VMP-7-5-040711	4/7/2011	<0.018	U		<0.0089	U		<0.0078	U		<0.012	U		<0.0054	U		0.0025	J		<0.054	U		<0.0099	U	
		VMP-7-5-080211	8/2/2011	<1.8	U		<0.89	U		<0.77	U		<1.2	U		<0.53	U		<0.68	U		<5.4	U		<0.98	U	
		VMP-7-5-111011	11/10/2011	0.042			<0.0042	U		<0.0036	U		<0.0058	U		<0.0025	U		0.0037			<0.025	U		<0.0047	U	
		VMP-7-5-111011-Dup	11/10/2011	0.04			<0.004	U		<0.0034	U		<0.0055	U		<0.0024	U		0.0047			<0.024	U		<0.0044	U	
	13.5 ft	VMP-7-13.5	11/9/2009	<0.088	U		<0.044	U		<0.038	U		<0.061	U		<0.026	U		<0.034	U		<0.26	U		<0.049	U	
		VMP-7-13.5-082610	8/26/2010	<0.28	U		<0.14	U		<0.12	U		<0.2	U		<0.085	U		<0.11	U		<0.86	U		<0.16	U	
		VMP-7-13.5-111910	11/19/2010	<2	U		<0.99	U		<0.86	U		<1.4	U		<0.59	U		<0.76	U		<6	U		<1.1	U	
		VMP-7-13.5-020711	2/7/2011	0.0086	J		<0.0061	U		<0.0053	U		<0.0084	U		<0.0036	U		<0.0046	U		<0.037	J	U	<0.0067	U	
		VMP-7-13.5-040711	4/7/2011	<0.021	U		<0.011	U		<0.0092	U		<0.015	U		<0.0064	U		0.0016	J		<0.064	U		<0.012	U	
		VMP-7-13.5-080311	8/3/2011	<2.4	U		<1.2	U		<1	U		<1.6	U		<0.71	U		<0.91	U		<7.2	U		<1.3	U	
		VMP-7-13.5-111011	11/10/2011	0.01			0.018			<0.0034	U		<0.0054	U		<0.0023	U		0.007			<0.023	U		<0.0043	U	
	29.5 ft	VMP-7-29.5	11/9/2009	<1.9	U		6.5		J	<0.81	U		<1.3	U		<0.56	U		1.1		J	<5.7	U	UJ	<1	U	
		VMP-7-29.5-083110	8/31/2010	<4	U		5		J	<1.8	U		<2.8	U		<1.2	U		1	J	J	<12	U		<2.2	U	
		VMP-7-29.5-111910	11/19/2010	<6.1	U		3.9		J	<2.6	U		<4.2	U		<1.8	U		<2.3	U		<18	U		<3.4	U	
		VMP-7-29.5-020711	2/7/2011	<6.3	U		9.8			<2.7	U		<4.4	U		<1.9	U		<2.4	U		<19	U		<3.5	U	
		VMP-7-29.5-040711	4/7/2011	<1.5	U		2.5		J	<0.67	U		<1.1	U		<0.46	U		<0.59	U		<4.6	U		<0.85	U	
		VMP-7-29.5-080311	8/3/2011	<3.6	U		1.1	J		<1.6	U		<2.5	U		<1.1	U		<1.4	U		<11	U		<2	U	
		VMP-7-29.5-111111	11/11/2011	3.2	J		0.84	J		0.62	J		<4.9	U		<2.1	U		16			<22	U		<4	U	
	38 ft	VMP-7-38	11/9/2009	<0.65	U		3.5		J	<0.28	U		<0.45	U		<0.19	U		0.55		J	<2	U	UJ	<0.36	U	
		VMP-7-38-020711	2/7/2011	<8.5	U		4.6			<3.7	U		<5.9	U		<2.6	U		<3.2	U		<26	U		<4.7	U	
		VMP-7-38-040711	4/7/2011	<2.2	U		0.43	J	J	<0.94	U		<1.5	U		<0.65	U		<0.83	U		<6.5	U		<1.2	U	
VMP-8	5 ft	VMP-8-5	11/10/2009	<0.011	U		<0.005	U		<0.005	U		<0.007	U		<0.003	U		<0.004	U		<0.034	U		<0.006	U	
		VMP-8-5-083010	8/30/2010	0.013	J		<0.0066	U		<0.0057	U		0.0048	J		<0.004	U		0.0011	J		0.015	J		0.00087	J	
		VMP-8-5-111810	11/17/2010	0.0026	J		<0.0057	U		0.0024	J		0.0026	J		<0.0034	U		0.00096	J		<0.034	U		0.0009	J	
		VMP-8-5-021011	2/10/2011	0.008	J		<0.0061	U		<0.0053	U		<0.0084	U		<0.0036	U		<0.0046	U		<0.037	U		<0.0067	U	
		VMP-8-5-040711	4/7/2011	<0.014	U		<0.0068	U		<0.0059	U		<0.0094	J	U	<0.0041	U		0.0016	J		<0.041	J	U	<0.0075	U	
		VMP-8-5-072711	7/27/2011	0.075			0.00084	J		0.0015	J		0.0028	J		<0.0044	U		0.023			<0.044	U		<0.0081	U	
		VMP-8-5-110311	11/3/2011	0.014			<0.0042	U		<0.0036	U		<0.0058	U		0.00065	J		0.023			<0.025	U		<0.0047	U	
	9.5 ft	VMP-8-9.5	11/10/2009	<0.011	U		<0.005	U		<0.004	U		<0.007	U		<0.003	U		<0.004	U		<0.033	U		<0.006	U	
		VMP-8-9.5-083010	8/30/2010	0.029			<0.0059	U		<0.0052	U		0.0045	J		<0.0036	U		0.0033	J		0.01	J		<0.0066	U	
		VMP-8-9.5-083010-Dup	8/30/2010	0.0068	J		<0.0061	U		0.0011	J		0.0043	J		<0.0036	U		0.0007	J		<0.037	U		0.00072	J	
		VMP-8-9.5-111810	11/17/2010	0.0073	J		<0.0059	U		0.0018	J		0.0098			<0.0036	U		0.001	J		<0.036	U		0.0015	J	
		VMP-8-9.5-021011	2/10/2011	0.0036	J		<0.0062	U		<0.0054	U		0.0042	J		<0.0037	U		0.0011	J		<0.037	U		<0.0069	U	
		VMP-8-9.5-040711	4/7/2011	0.0043	J		<0.0068	U		<0.0059	U		0.0046	J		<0.0041	U		0.0012	J		<0.041	U		<0.0075	U	
		VMP-8-9.5-072711	7/27/2011	0.04			0.00094	J		0.0022	J		0.0025	J		<0.0031	U		0.02			<0.032	U		<0.0058	U	
		VMP-8-9.5-110311	11/3/2011	0.0091			0.00063	J		<0.0036	U		<0.0057	U		0.00073	J		0.023			<0.025	U		<0.0046	U	
	23.5 ft	VMP-8-23.5	11/10/2009	<0.012	U		<0.005	U		<0.005	U		<0.008	U		<0.003	U		<0.004	U		<0.035	U		<0.006	U	
		VMP-8-23.5-083010	8/30/2010	0.0046	J		<0.0065	U		<0.0056	U		0.0038	J		<0.0039	U		0.00063	J		<0.039	U		0.00084	J	
		VMP-8-23.5-111910	11/19/2010	0.0063	J		<0.0062	U		0.0024	J		0.0041	J		<0.0037	U		0.0013	J		<0.037	U		<0.0069	U	
		VMP-8-23.5-021011	2/10/2011	0.0076	J		<0.0066	U		<0.0057	U		0.0041	J		<0.004	U		<0.0051	U		<0.04	U		<0.0073	U	
		VMP-8-23.5-040711	4/7/2011	<0.012	U		<0.0062	U		<0.0054	U		0.0045	J		<0.0037	U		0.0015	J		0.002	J		<0.0069	U	
		VMP-8-23.5-040711-Dup	4/7/2011	<0.02	U		<0.0098	U		<0.0085	U		0.0052	J		<0.0059	U		0.0014	J		0.0048	J		<0.011	U	
		VMP-8-23.5-081011	8/10/2011	0.025			<0.0065	J	U	0.0012	J		0.0022	J		<0.0039	U		0.015			<0.039	J	U	<0.0072	U	
		VMP-8-23.5-110611	11/6/2011	0.016			0.00033	J		<0.0041	U		<0.0065	J	U	<0.0028	U		0.012			<0.028	U		<0.0052	U	
VMP-9	5 ft	VMP-9-5	11/11/2009	<0.011	U		<0.005	U		<0.004	U		<0.007	U		<0.003	U		<0.004	U		<0.033	U		<0.006	U	
		VMP-9-5-082610	8/26/2010	0.012			<0.0056	U		<0.0048	U		0.0023	J		<0.0034	U		0.0036	J		<0.034	U		<0.0062	U	
		VMP-9-5-111910	11/19/2010	0.028			<0.0058	U		0.0017	J		0.016			<0.0035	U		0.00064	J		<0.035	U		<0.0065	U	
		VMP-9-5-020811	2/8/2011	0.0021	J		<0.0054	U		<0.0047	U		0.001	J		<0.0032	U		0.0035	J		<0.033	J	U	<0.006	U	
		VMP-9-5-040611	4/6/2011	<0.03	U		<0.015	U		<0.013	U		0.0058	J		<0.0089	U		0.0019	J		<0.09	J	U	<0.016	U	
		VMP-9-5-080211	8/2/2011	<0.58	U		<0.29	U		<0.25	U		<0.4	U		<0.17	U		0.048	J		<1.8	U		<0.32	U	
		VMP-9-5-110411	11/4/2011	0.0073	J		<0.0043	J	U	<0.0037	U		<0.0059	U		<0.0026	U		0.0076			<0.026	J	U	<0.0048	U	
	11.5 ft	VMP-9-11.5	11/11/2009	<0.014	U		<0.006	U		<0.005	U		<0.009	U		<0.004	U		0.032			<0.041	U		<0.007	U	
		VMP-9-11.5-082610	8/26/2010	<0.25	U		<0.13	U		<0.11	U		<0.17	U		<0.076	U		<0.097	U		<0.76	U		<0.14	U	
		VMP-9-11.5-111910	11/19/2010	<0.73	U		<0.37	U		<0.32	U		<0.5	U		<0.22	U		<0.28	U		<2.2	U		<0.41	U	
		VMP-9-11.5-020911	2/9/2011	0.0094	J	J	<0.0066	U		<0.0057	U		0.0039	J		<0.004	U		<0.0051	U		<0.04	U		<0.0073	U	
		VMP-9-11.5-020911-Dup	2/9/2011	0.049		J	<0.0051	U		<0.0044	U		0.0037	J		<0.0031	U		0.0029	J		<0.031	U		<0.0057	U	
		VMP-9-11.5-040611	4/6/2011	<0.039	U		<0.019	U		<0.017	U		0.0037	J		<0.012	U		<0.015	U		<0.12	J	U	<0.022	U	
		VMP-9-11.5-080211	8/2/2011	<0.86	U		<0.43	U		<0.37	U		<0.6	U		<0.26	U		<0.33	U		<2.6	U		<0.48	U	
		VMP-9-11.5-110411	11/4/2011	0.017			<0.0043	J	U	<0.0037	U		<0.0059	U		<0.0026	U		0.012			<0.026	J	U	<0.0048	U	
	25.5 ft	VMP-9-25.5	11/10/2009	<2.7	U		<1.4	U		<1.2	U		<1.9	U		<0.81	U		<1	U		<8.2	U	UJ	<1.5	U	
		VMP-9-25.5-D	11/10/2009	<2.4	U		<1.2	U		<1	U		<1.7	U		<0.73	U		<0.93	U		<7.3	U	UJ	<1.3	U	
		VMP-9-25.5-082610	8/26/2010	<2	U		0.14	J		<0.86	U		<1.4	U		<0.59	U		<0.76	U		<6	U		<1.1	U	
		VMP-9-25.5-082610-Dup	8/26/2010	<2.1	U		<1.1	U		<0.92	U		<1.5	U		<0.64	U		<0.81	U		<6.4	U		<1.2	U	
		VMP-9-25.5-111910	11/19/2010	<2.3	U		<1.1	U		<0.98	U		<1.6	U		<0.68	U		<0.87	U		<6.8	U		<1.2	U	
		VMP-9-25.5-020911	2/9/2011	<1.2	U		<0.62	U		<0.54	U		<0.85	U		<0.37	U		<0.47	U		<3.7	U		<0.69	U	
		VMP-9-25.5-040811	4/8/2011	1			<0.31	U		0.084	J		<0.43	U		<0.19	U		0.089	J		<1.9	U		<0.35	U	
		VMP-9-25.5-080211	8/2/2011	<1.4	U		<0.69	U		<0.6	U		<0.96	U		<0.42	U		0.13	J	J	<4.2	U		<0.77	U	
		VMP-9-25.5-110711	11/7/2011	0.41	J		<0.61	U		<0.53	U		0.28	J		<0.37	U		0.55			0.24	J		<0.68	U	
		VMP-9-25.5-110711-Dup	11/7/2011	0.58	J		<0.53	U		<0.46	U		0.19	J		<0.32	U		0.57			<3.2	U		<0.59	U	
	38.5 ft	VMP-9-38.5	11/10/2009	<5.4	U		<2.7	U		<2.3	U		<3.7	U		<1.6	U		<2.1	U		<16	U	UJ	<3	U	
		VMP-9-38.5-020911	2/9/2011	<2	U		<1	U		<0.89	U		<1.4	U		<0.62	U		<0.79	U		<6.2	U		<1.1	U	
		VMP-9-38.5-040811	4/8/2011	4.5			<1.4	U		0.24	J		<1.9	U		<0.82	U		0.67	J		<8.2	U		<1.5	U	

TABLE 3 CUMULATIVE SUMMARY OF SOIL VAPOR ANALYTICAL DETECTIONS AND SCREENING RESULTS: VILLAGE - VOCS

				1,1,2-Trichloroethane			Trichloroethene			Trichlorofluoromethane			1,2,4-Trimethylbenzene			1,3,5-Trimethylbenzene			2,2,4-Trimethylpentane			m,p-Xylene			o-Xylenes		
Screening Values (mg/m³)				170,000			1.5			860												130			120		
Location	Depth	Sample ID	Sample Date	Result (mg/m³)	Lab Qualifier	URS Qualifier	Result (mg/m³)	Lab Qualifier	URS Qualifier	Result (mg/m³)	Lab Qualifier	URS Qualifier	Result (mg/m³)	Lab Qualifier	URS Qualifier	Result (mg/m³)	Lab Qualifier	URS Qualifier	Result (mg/m³)	Lab Qualifier	URS Qualifier	Result (mg/m³)	Lab Qualifier	URS Qualifier	Result (mg/m³)	Lab Qualifier	URS Qualifier
VMP-7	5 ft	VMP-7-5	11/9/2009	<0.006	U		<0.006	U		<0.006	U		<0.005	U		<0.005	U		0.21			0.0079			<0.005	U	
		VMP-7-5-082610	8/26/2010	<0.0072	U		<0.0071	U		0.0016	J		<0.0065	U		<0.0065	U		0.034			0.00071	J		<0.0057	U	
		VMP-7-5-111910	11/19/2010	<0.0065	U		0.0036	J		<0.0067	U		<0.0058	U		<0.0058	U		0.14			<0.0052	U		<0.0052	U	
		VMP-7-5-020711	2/7/2011	<0.007	U		0.0039	J		0.0018	J		<0.0063	U		<0.0063	U		0.084			0.00082	J		<0.0056	U	
		VMP-7-5-040711	4/7/2011	<0.0099	U		0.0032	J		<0.01	U		<0.0089	U		<0.0089	U		0.01			<0.0079	U		<0.0079	U	
		VMP-7-5-080211	8/2/2011	<0.98	U		<0.97	U		<1	U		<0.89	U		<0.89	U		710			<0.78	U		<0.78	U	
		VMP-7-5-111011	11/10/2011	<0.0047	U		<0.0046	U		<0.0048	U		<0.0042	J	U	<0.0042	U		<0.004	U		<0.0037	J	U	<0.0037	U	
		VMP-7-5-111011-Dup	11/10/2011	<0.0044	U		<0.0043	U		<0.0045	U		0.0008	J		<0.004	U		<0.0038	U		0.0011	J		<0.0035	U	
	13.5 ft	VMP-7-13.5	11/9/2009	<0.049	U		<0.048	U		<0.05	U		<0.044	U		<0.044	U		22	E	J	<0.039	U		<0.039	U	
		VMP-7-13.5-082610	8/26/2010	<0.16	U		<0.16	U		<0.16	U		<0.14	U		<0.14	U		240	E	J	<0.12	U		<0.12	U	
		VMP-7-13.5-111910	11/19/2010	<1.1	U		1.9		J	<1.1	U		<0.99	U		<0.99	U		450			<0.87	U		<0.87	U	
		VMP-7-13.5-020711	2/7/2011	<0.0067	U		0.0023	J		<0.0069	U		<0.0061	U		<0.0061	U		0.034			<0.0054	U		<0.0054	U	
		VMP-7-13.5-040711	4/7/2011	<0.012	U		0.0038	J		<0.012	U		<0.011	U		<0.011	U		0.017			<0.0094	U		<0.0094	U	
		VMP-7-13.5-080311	8/3/2011	<1.3	U		<1.3	U		<1.4	U		<1.2	U		<1.2	U		610			<1	U		<1	U	
		VMP-7-13.5-111011	11/10/2011	<0.0043	U		<0.0042	U		<0.0044	U		0.0052			0.0011	J		2.9			0.0058			0.00072	J	
	29.5 ft	VMP-7-29.5	11/9/2009	<1	U		<1	U		<1.1	U		<0.94	U		<0.94	U		1200	E	J	2.2		J	<0.83	U	
		VMP-7-29.5-083110	8/31/2010	<2.2	U		<2.2	U		<2.3	U		<2	U		<2	U		1300		J	1.6	J	J	<1.8	U	
		VMP-7-29.5-111910	11/19/2010	<3.4	U		<3.3	U		<3.5	U		<3	U		<3	U		1100		J	0.91	J	J	<2.7	U	
		VMP-7-29.5-020711	2/7/2011	<3.5	U		<3.5	U		<3.6	U		<3.2	U		<3.2	U		1100			1.8	J		<2.8	U	
		VMP-7-29.5-040711	4/7/2011	<0.85	U		<0.84	U		<0.88	U		<0.77	U		<0.77	U		550		J	0.77		J	<0.68	U	
		VMP-7-29.5-080311	8/3/2011	<2	U		<2	U		<2.1	U		<1.8	U		<1.8	U		950			0.36	J		<1.6	U	
		VMP-7-29.5-111111	11/11/2011	<4	U		<3.9	U		<4.1	U		4.1			1.4	J		720			12			2.7	J	
	38 ft	VMP-7-38	11/9/2009	<0.36	U		<0.35	U		<0.37	U		<0.32	U		<0.32	U		410	E	J	1		J	<0.29	U	
		VMP-7-38-020711	2/7/2011	<4.7	U		<4.6	U		<4.9	U		<4.2	U		<4.2	U		920			1.1	J		<3.8	U	
		VMP-7-38-040711	4/7/2011	<1.2	U		<1.2	U		<1.2	U		<1.1	U		<1.1	U		720		J	0.42	J	J	<0.96	U	
VMP-8	5 ft	VMP-8-5	11/10/2009	<0.006	U		<0.006	U		<0.006	U		<0.005	U		<0.005	U		0.031			<0.005	U		<0.005	U	
		VMP-8-5-083010	8/30/2010	0.0009	J		0.0027	J		0.0013	J		0.0015	J		<0.0066	U		0.011			0.0014	J		<0.0058	U	
		VMP-8-5-111810	11/17/2010	<0.0064	U		<0.0063	J	U	0.0013	J		<0.0057	J	U	<0.0057	U		0.00032	J		<0.005	J	U	<0.005	U	
		VMP-8-5-021011	2/10/2011	<0.0067	U		<0.0066	U		<0.0069	U		<0.0061	U		<0.0061	U		0.027			<0.0054	U		<0.0054	U	
		VMP-8-5-040711	4/7/2011	<0.0075	U		0.003	J		0.0011	J		<0.0068	U		<0.0068	U		0.003	J		0.0018	J		<0.006	U	
		VMP-8-5-072711	7/27/2011	<0.0081	U		<0.008	U		<0.0083	U		0.004	J		0.0013	J		0.011			0.0064			0.002	J	
		VMP-8-5-110311	11/3/2011	<0.0047	U		<0.0046	U		0.0012	J		0.00078	J		<0.0042	U		0.0024	J		0.0076			0.0015	J	
	9.5 ft	VMP-8-9.5	11/10/2009	<0.006	U		<0.006	U		<0.006	U		<0.005	U		<0.005	U		<0.005	U		<0.004	U		<0.004	U	
		VMP-8-9.5-083010	8/30/2010	0.00075	J		0.0027	J		0.0014	J		0.00098	J		<0.0059	U		0.0024	J		0.0013	J		<0.0052	U	
		VMP-8-9.5-083010-Dup	8/30/2010	0.00084	J		0.0019	J		0.0017	J		0.00079	J		<0.0061	U		0.0016	J		<0.0054	U		<0.0054	U	
		VMP-8-9.5-111810	11/17/2010	<0.0066	U		<0.0065	J	U	0.0011	J		<0.0059	U		<0.0059	U		0.0034	J		<0.0052	U		<0.0052	U	
		VMP-8-9.5-021011	2/10/2011	<0.0069	U		<0.0068	U		0.0013	J		<0.0062	U		<0.0062	U		0.0077			<0.0055	U		<0.0055	U	
		VMP-8-9.5-040711	4/7/2011	<0.0075	U		0.0036	J		<0.0078	U		<0.0068	U		<0.0068	U		0.0028	J		0.00063	J		<0.006	U	
		VMP-8-9.5-072711	7/27/2011	<0.0058	U		<0.0057	U		0.0014	J		0.0035	J		0.0011	J		0.0083			0.0079			0.0024	J	
		VMP-8-9.5-110311	11/3/2011	<0.0046	U		<0.0045	U		0.0012	J		0.0025	J		0.00057	J		0.0022	J		0.012			0.0027	J	
	23.5 ft	VMP-8-23.5	11/10/2009	<0.006	U		<0.006	U		<0.006	U		<0.005	U		<0.005	U		<0.005	U		<0.005	U		<0.005	U	
		VMP-8-23.5-083010	8/30/2010	0.001	J		0.002	J		0.0017	J		<0.0065	U		<0.0065	U		0.0073			<0.0057	U		<0.0057	U	
		VMP-8-23.5-111910	11/19/2010	<0.0069	U		0.0064	J		<0.0071	U		<0.0062	U		<0.0062	U		0.0061			0.001	J		<0.0055	U	
		VMP-8-23.5-021011	2/10/2011	<0.0073	U		<0.0072	U		0.0013	J		<0.0066	U		<0.0066	U		0.018			<0.0058	U		<0.0058	U	
		VMP-8-23.5-040711	4/7/2011	<0.0069	U		0.003	J		0.00098	J		<0.0062	U		<0.0062	U		0.0023	J		0.0012	J		<0.0055	U	
		VMP-8-23.5-040711-Dup	4/7/2011	0.0025	J		0.006	J		<0.011	U		<0.0098	U		<0.0098	U		0.0018	J		0.001	J		<0.0087	U	
		VMP-8-23.5-081011	8/10/2011	<0.0072	U		<0.0071	U		0.0014	J		0.0024	J		<0.0065	J	U	0.031			0.0055	J		0.0016	J	
		VMP-8-23.5-110611	11/6/2011	<0.0052	U		<0.0051	U		0.0012	J		<0.0047	U		<0.0047	U		0.001	J		0.0026	J		0.00092	J	
VMP-9	5 ft	VMP-9-5	11/11/2009	<0.006	U		<0.006	U		<0.006	U		<0.005	U		<0.005	U		<0.005	U		<0.004	U		<0.004	U	
		VMP-9-5-082610	8/26/2010	<0.0062	U		<0.0061	U		<0.0064	U		<0.0056	U		<0.0056	U		0.029			0.0013	J		<0.005	U	
		VMP-9-5-111910	11/19/2010	<0.0065	U		0.0037	J		<0.0067	U		<0.0058	U		<0.0058	U		0.0075			<0.0052	U		<0.0052	U	
		VMP-9-5-020811	2/8/2011	<0.006	U		0.0014	J		0.0011	J		<0.0054	U		<0.0054	U		0.002	J		<0.0048	U		<0.0048	U	
		VMP-9-5-040611	4/6/2011	<0.016	U		0.0077	J		<0.017	U		<0.015	U		<0.015	U		0.022			<0.013	U		<0.013	U	
		VMP-9-5-080211	8/2/2011	<0.32	U		<0.32	U		<0.33	U		<0.29	U		<0.29	U		150			<0.26	U		<0.26	U	
		VMP-9-5-110411	11/4/2011	<0.0048	U		<0.0047	U		<0.0049	U		0.0016	J		<0.0043	J	U	0.38			<0.0038	J	U	<0.0038	U	
	11.5 ft	VMP-9-11.5	11/11/2009	<0.007	U		<0.007	U		<0.007	U		<0.006	U		<0.006	U		<0.006	U		<0.006	U		<0.006	U	
		VMP-9-11.5-082610	8/26/2010	<0.14	U		<0.14	U		<0.14	U		<0.13	U		<0.13	U		98			<0.11	U		<0.11	U	
		VMP-9-11.5-111910	11/19/2010	<0.41	U		0.37	J		<0.42	U		<0.37	U		<0.37	U		150			<0.32	U		<0.32	U	
		VMP-9-11.5-020911	2/9/2011	<0.0073	U		<0.0072	U		<0.0076	U		<0.0066	U		<0.0066	U		0.0073			<0.0058	U		<0.0058	U	
		VMP-9-11.5-020911-Dup	2/9/2011	<0.0057	U		<0.0056	U		<0.0059	U		<0.0051	U		<0.0051	U		0.0074			<0.0045	U		<0.0045	U	
		VMP-9-11.5-040611	4/6/2011	<0.022	U		0.011	J		<0.022	U		<0.019	U		<0.019	U		0.0075	J		<0.017	U		<0.017	U	
		VMP-9-11.5-080211	8/2/2011	<0.48	U		<0.47	U		<0.49	U		<0.43	U		<0.43	U		310			<0.38	U		<0.38	U	
		VMP-9-11.5-110411	11/4/2011	<0.0048	U		<0.0047	U		<0.0049	U		0.0018	J		<0.0043	J	U	0.031			<0.0038	J	U	<0.0038	U	
	25.5 ft	VMP-9-25.5	11/10/2009	<1.5	U		<1.5	U		<1.5	U		<1.4	U		<1.4	U		710		J	<1.2	U		<1.2	U	
		VMP-9-25.5-D	11/10/2009	<1.3	U		<1.3	U		<1.4	U		<1.2	U		<1.2	U		680		J	<1.1	U		<1.1	U	
		VMP-9-25.5-082610	8/26/2010	<1.1	U		<1.1	U		<1.1	U		0.19	J		<0.99	U		650			<0.87	U		<0.87	U	
		VMP-9-25.5-082610-Dup	8/26/2010	<1.2	U		<1.2	U		<1.2	U		0.17	J		<1.1	U		660			<0.94	U		<0.94	U	
		VMP-9-25.5-111910	11/19/2010	<1.2	U		<1.2	U		<1.3	U		<1.1	U		<1.1	U		550			<1	U		<1	U	
		VMP-9-25.5-020911	2/9/2011	<0.69	U		<0.68	U		<0.71	U		0.12	J		<0.62	U		190			<0.55	U		<0.55	U	
		VMP-9-25.5-040811	4/8/2011	<0.35	U		<0.34	U		<0.36	U		0.056	J		<0.31	U		98			0.075	J		<0.28	U	
		VMP-9-25.5-080211	8/2/2011	<0.77	U		<0.76	U		<0.79	U		<0.69	U		<0.69	U		440		J	<0.61	U		<0.61	U	
		VMP-9-25.5-110711	11/7/2011	<0.68	U		0.32	J		<0.7	U		<0.61	U		<0.61	U		120			<0.54	U		<0.54	U	
		VMP-9-25.5-110711-Dup	11/7/2011	<0.59	U		0.33	J		0.12	J		<0.53	U		<0.53	U		120			<0.47	U		<0.47	U	
	38.5 ft	VMP-9-38.5	11/10/2009	<3	U		<3	U		<3.1	U		<2.7	U		<2.7	U		640		J	<2.4	U		<2.4	U	
		VMP-9-38.5-020911	2/9/2011	<1.1	U		<1.1	U		<1.2	U		<1	U		<1	U		380			<0.91	U		<0.91	U	
		VMP-9-38.5-040811	4/8/2011	<1.5	U		<1.5	U		<1.6	U		<1.4	U		<1.4	U		250			<1.2	U		<1.2	U	

TABLE 3 CUMULATIVE SUMMARY OF SOIL VAPOR ANALYTICAL DETECTIONS AND SCREENING RESULTS: VILLAGE - VOCS

				Acetone			Benzene			Bromodichloromethane			Bromoform			Bromomethane			1,3-Butadiene			Butane			2-Butanone			Carbon disulfide		
Screening Values (mg/m³)				750,000			0.37			450,000			11			6.9									6,400			780		
Location	Depth	Sample ID	Sample Date	Result (mg/m³)	Lab Qualifier	URS Qualifier	Result (mg/m³)	Lab Qualifier	URS Qualifier	Result (mg/m³)	Lab Qualifier	URS Qualifier	Result (mg/m³)	Lab Qualifier	URS Qualifier	Result (mg/m³)	Lab Qualifier	URS Qualifier	Result (mg/m³)	Lab Qualifier	URS Qualifier	Result (mg/m³)	Lab Qualifier	URS Qualifier	Result (mg/m³)	Lab Qualifier	URS Qualifier	Result (mg/m³)	Lab Qualifier	URS Qualifier
VMP-18	8.5 ft	VMP-18-8.5	6/18/2010	0.042			0.0048			<0.009	U					<0.005	U		<0.003	U					0.0044			<0.004	J	U
		VMP-18-8.5-090710	9/7/2010	0.013			0.093			0.0027	J					<0.005	J	U	<0.0028	U					0.0032	J		0.0069		
		VMP-18-8.5-111910	11/19/2010	0.0077	J		<0.0034	U		<0.0072	U					<0.0042	U		<0.0024	U					0.0013	J		<0.0034	U	
		VMP-18-8.5-020711	2/7/2011	0.18		J	0.0024	J		<0.008	U					<0.0046	U		<0.0026	U					0.0049			<0.0037	J	U
		VMP-18-8.5-020711-Dup	2/7/2011	0.012		J	0.0013	J		<0.0077	U					<0.0044	U		<0.0025	U					0.0016	J		<0.0036	U	
		VMP-18-8.5-040711	4/7/2011	0.015			0.084			<0.0086	U					<0.005	U		<0.0028	U		0.0069	J		0.0023	J		<0.016	J	U
		VMP-18-8.5-072811	7/28/2011	0.075			0.096			<0.0092	U					<0.0054	U		<0.003	U		<0.013	U		0.025			<0.017	U	
		VMP-18-8.5-110711	11/7/2011	0.015			0.00097	J		<0.006	U		<0.0092	U		<0.0035	U		<0.002	U		<0.0085	U		0.0065	J		<0.011	U	
VMP-19	5 ft	VMP-19-5	6/18/2010	0.042			0.02			<0.009	U					<0.005	U		<0.003	U					0.0054			<0.004	J	U
		VMP-19-5-090110	9/1/2010	0.044			0.019			<0.0086	U					<0.005	U		<0.0028	U					0.013			<0.004	J	U
		VMP-19-5-111510	11/15/2010	0.02			0.0092			<0.0092	U					<0.0054	J	U	<0.003	U					0.0013	J		0.0013	J	
		VMP-19-5-020411	2/4/2011	0.0091	J		0.015			<0.0081	U					<0.0047	U		<0.0027	U					<0.0036	U		<0.0038	J	U
		VMP-19-5-040711	4/7/2011	0.01	J		0.76			<0.009	U					<0.0052	U		<0.003	U		0.0052	J		0.0017	J		0.0013	J	
		VMP-19-5-080911	8/9/2011	0.07		J	0.48			<0.0099	U					<0.0057	U		<0.0033	U		0.068		J	0.017	J		<0.018	J	U
		VMP-19-5-080911-Dup	8/9/2011	0.054		J	0.41			<0.0094	U					<0.0055	U		<0.0031	U		0.043		J	0.018			<0.018	J	U
		VMP-19-5-110811	11/8/2011	0.018			0.0066			<0.0066	U		<0.01	U		<0.0038	U		<0.0022	U		0.015			0.0036	J		<0.012	U	
VMP-20	5 ft	VMP-20-5-031411	3/14/2011	0.032			0.27			<0.0081	U					<0.0047	U		<0.0027	U					0.0026	J		0.1		
		VMP-20-5-041511	4/15/2011	0.019	J		0.037	J		<0.089	U					<0.052	U		<0.029	U		17			<0.16	U		0.024	J	
		VMP-20-5-072511	7/25/2011	0.036			0.038			<0.0094	U					<0.0055	U		<0.0031	U		<0.013	U		0.016			0.011	J	
		VMP-20-5-110111	11/1/2011	0.017			0.015			<0.0054	U		<0.0083	U		<0.0031	U		<0.0018	U		0.004	J		0.0037	J		<0.01	J	U
	10 ft	VMP-20-10-031411	3/14/2011	0.021			0.21			0.0023	J					<0.0047	U		<0.0027	U					0.0035	J		0.0041	J	
		VMP-20-10-041511	4/15/2011	0.015	J		0.046			<0.081	U					<0.047	U		<0.027	U		1.1			<0.14	U		<0.038	U	
		VMP-20-10-072511	7/25/2011	0.022			0.015			0.0015	J					<0.005	U		<0.0028	U		<0.012	U		0.018			<0.016	J	U
		VMP-20-10-110111	11/1/2011	0.023			0.0018	J		<0.0057	U		<0.0088	U		<0.0033	U		<0.0019	U		<0.0081	U		0.0019	J		<0.011	J	U
	25 ft	VMP-20-25-031411	3/14/2011	0.01	J		0.35			<0.008	U					<0.0046	U		<0.0026	U					0.0011	J		<0.015	J	U
		VMP-20-25-041511	4/15/2011	<0.13	U		<0.044	U		<0.092	U					<0.054	U		<0.03	U		0.58			<0.16	U		<0.043	U	
		VMP-20-25-072611	7/26/2011	<0.87	U		0.18	J		<0.62	U					<0.36	U		<0.2	U		<0.87	U		<1.1	U		<0.29	U	
		VMP-20-25-110511	11/5/2011	0.042			0.004			<0.0056	U		<0.0087	J	U	<0.0033	U		<0.0018	U		<0.008	U		0.0085	J		<0.01	J	U
VMP-21	5 ft	VMP-21-5-020911	2/9/2011	<4.4	U		<1.5	U		<3.1	U					<1.8	U		<1	U					<1.4	U		<1.4	U	
		VMP-21-5-020911-Dup	2/9/2011	<7.6	U		<2.5	U		<5.3	U					<3.1	U		<1.8	U					<2.3	U		<2.5	U	
		VMP-21-5-041311	4/13/2011	0.0092	J		0.84			<0.0088	U					<0.0051	U		<0.0029	U		0.41			0.0021	J		0.0064	J	
		VMP-21-5-072511	7/25/2011	0.029			0.019			<0.0092	U					<0.0054	U		<0.003	U		<0.013	U		0.02			<0.017	J	U
		VMP-21-5-110111	11/1/2011	0.017			0.011			<0.0076	U		<0.012	U		<0.0044	U		<0.0025	U		<0.011	U		0.0039	J		<0.014	J	U
	10 ft	VMP-21-10-021011	2/10/2011	<4	U		<1.3	U		<2.8	U					<1.6	U		<0.93	U					<1.2	U		<1.3	U	
		VMP-21-10-041311	4/13/2011	0.14	J		0.066	J		<0.36	U					<0.2	U		<0.12	U		7.6			0.046	J		0.065	J	
		VMP-21-10-072511	7/25/2011	0.083			0.012			<0.02	U					<0.011	J	U	<0.0065	U		<0.028	U		0.01	J		<0.036	J	U
		VMP-21-10-110111	11/1/2011	0.015			0.0023	J		<0.0057	U		<0.0088	U		<0.0033	U		<0.0019	U		<0.0081	U		0.0043	J		<0.011	J	U
	25 ft	VMP-21-25-021011	2/10/2011	<11	U		1.7	J		<7.8	U					<4.5	U		<2.6	U					<3.4	U		<3.6	U	
		VMP-21-25-041411	4/14/2011	12	J		<13	U		<27	U					<16	U		<9	U		5400			<48	U		<13	U	
		VMP-21-25-041411-Dup	4/14/2011	5.2	J		<13	U		<27	U					<16	U		<9	U		5400			<48	U		<13	U	
		VMP-21-25-072611	7/26/2011	<12	U		1.3	J		<8.8	U					<5.1	U		<2.9	U					<16	U		<4.1	U	
		VMP-21-25-110511	11/5/2011	5	J		0.5	J		<5.6	U		<8.7	U		<3.3	U		<1.8	U		290			4.1	J		4.5	J	
	33 ft	VMP-21-33-021011	2/10/2011	<11	U		1.8	J		<7.8	U					<4.5	U		<2.6	U					<3.4	U		<3.6	U	
		VMP-21-33-041411	4/14/2011	8.8	J		<12	U		<26	U					<15	U		<8.7	U		5200			<46	U		<12	U	
		VMP-21-33-110511	11/5/2011	1.2	J		0.14	J		<1.3	U		0.27	J		<0.74	U		<0.42	U		20			0.93	J		1.1	J	
VMP-22	5 ft	VMP-22-5-021111	2/11/2011	<0.24	U		0.029	J		<0.17	U					<0.1	U		<0.057	U					<0.076	U		<0.08	U	
		VMP-22-5-041811	4/18/2011	<0.12	U		0.024	J		<0.084	U					<0.049	U		<0.028	U		0.17			<0.15	U		<0.039	U	
		VMP-22-5-072611	7/26/2011	0.026			0.12			<0.0099	U					<0.0057	J	U	<0.0033	U		0.22			0.017	J		<0.018	J	U
		VMP-22-5-110111	11/1/2011	0.032			0.012			<0.0056	U		<0.0087	U		<0.0033	U		<0.0018	U		<0.008	U		0.0063	J		<0.01	J	U
	10 ft	VMP-22-10-021111	2/11/2011	<0.12	U		0.021	J		<0.082	U					<0.047	U		<0.027	U					<0.036	U		<0.038	U	
		VMP-22-10-041811	4/18/2011	<0.12	U		0.12			<0.087	U					<0.051	U		<0.029	U		0.086	J		<0.15	U		<0.041	U	
		VMP-22-10-072611	7/26/2011	0.015		J	0.03			<0.01	U					<0.0059	J	U	<0.0034	U		0.018		J	0.011	J		<0.019	J	U
		VMP-22-10-072611-Dup	7/26/2011	0.052		J	0.03			<0.012	U					<0.0069	U		<0.0039	U		0.059		J	0.023			<0.022	J	U
		VMP-22-10-110211	11/2/2011	0.013			0.006			<0.0057	U		<0.0088	U		<0.0033	U		<0.0019	U		<0.0081	U		0.0033	J		<0.011	J	U
	18 ft	VMP-22-18-021111	2/11/2011	<2	U		0.67	J		<1.4	U					<0.82	U		<0.47	U					<0.63	U		<0.66	U	
		VMP-22-18-041811	4/18/2011	1.1	J		1	J		<6	U					<3.5	U		<2	U		620			<11	U		<2.8	U	
		VMP-22-18-072611	7/26/2011	<4.4	U		0.42	J		<3.1	U					<1.8	U		<1	U		470			<5.4	U		<1.4	U	
		VMP-22-18-110511	11/5/2011	0.012			0.009			<0.0061	J	U	<0.0094	J	U	<0.0036	U		<0.002	U		0.012			0.0058	J		<0.011	J	U
	38 ft	VMP-22-38-041811	4/18/2011	<26	U		<8.8	U		<18	U					<11	U		<6.1	U		3900			<32	U		<8.6	U	
VMP-23	5 ft	VMP-23-5-021511	2/15/2011	0.01	J		0.023			<0.0088	U					<0.0051	U		<0.0029	U					0.0012	J		<0.0041	J	U
		VMP-23-5-042111	4/21/2011	0.024	J		<0.036	U		<0.077	U					<0.044	U		<0.025	U		<0.11	U		<0.14	U		<0.036	U	
		VMP-23-5-072711	7/27/2011	0.062			0.18			<0.0088	U					<0.0051	U		<0.0029	U		0.024			0.072			0.0032	J	
		VMP-23-5-110211	11/2/2011	0.035			0.016			<0.0063	U		<0.0097	U		<0.0036	U		<0.0021	U		<0.0089	U		<0.011	U		<0.012	J	U
	10 ft	VMP-23-10-021511	2/15/2011	0.009	J		0.0014	J		0.0023	J					<0.0053	U		<0.003	U					<0.004	U		<0.0042	U	
		VMP-23-10-042111	4/21/2011	<0.13	U		0.28			<0.092	U					<0.054	U		<0.03	U		1.7			<0.16	U		<0.043	U	
		VMP-23-10-072711	7/27/2011	<0.012	U		<0.004	U		<0.0084	U					<0.0049	U		<0.0028	U		<0.012	U		<0.015	U		<0.016	U	
		VMP-23-10-110211	11/2/2011	0.029			0.021			<0.0061	U		<0.0094	U		<0.0036	U		<0.002	U		<0.0087	U		0.0083	J		<0.011	J	U
	25 ft	VMP-23-25-021511	2/15/2011	0.011	J		0.018			<0.0084	U					<0.0049	U		<0.0028	U					<0.0037	U		<0.0039	U	
		VMP-23-25-042111	4/21/2011	0.035	J		1.6			<0.086	U					<0.05	U		<0.028	U		8.2			<0.15	U		<0.04	U	
		VMP-23-25-072711	7/27/2011	0.05			0.15			<0.0097	U					<0.0056	U		<0.0032	U		<0.014	U		0.032			0.0077	J	
		VMP-23-25-110511	11/5/2011	0.041			0.002	J		<0.0061	J	U	<0.0094	J	U	<0.0036	U		<0.002	U		<0.0087	U		0.014			<0.011	J	U

TABLE 3 CUMULATIVE SUMMARY OF SOIL VAPOR ANALYTICAL DETECTIONS AND SCREENING RESULTS: VILLAGE - VOCS

				Carbon tetrachloride			Chlorobenzene			Chlorodibromomethane			Chloroethane			Chloroform			Chloromethane			alpha-Chlorotoluene			Cyclohexane			1,2-Dibromoethane		
Screening Values (mg/m³)				0.21			69			47,000						0.11												0.011		
Location	Depth	Sample ID	Sample Date	Result (mg/m³)	Lab Qualifier	URS Qualifier	Result (mg/m³)	Lab Qualifier	URS Qualifier	Result (mg/m³)	Lab Qualifier	URS Qualifier	Result (mg/m³)	Lab Qualifier	URS Qualifier	Result (mg/m³)	Lab Qualifier	URS Qualifier	Result (mg/m³)	Lab Qualifier	URS Qualifier	Result (mg/m³)	Lab Qualifier	URS Qualifier	Result (mg/m³)	Lab Qualifier	URS Qualifier	Result (mg/m³)	Lab Qualifier	URS Qualifier
VMP-18	8.5 ft	VMP-18-8.5	6/18/2010	<0.009	U		<0.006	U		<0.012	U		<0.003	U		<0.007	U		<0.012	U		<0.007	U		<0.005	U		<0.011	U	
		VMP-18-8.5-090710	9/7/2010	0.0012	J		<0.0059	U		<0.011	U		<0.0034	U		0.00097	J		<0.011	U		<0.0067	J	U	0.0063			<0.0099	U	
		VMP-18-8.5-111910	11/19/2010	<0.0068	U		<0.005	U		<0.0092	U		<0.0028	U		<0.0053	U		<0.0089	U		<0.0056	U		0.0041			<0.0083	U	
		VMP-18-8.5-020711	2/7/2011	<0.0075	U		<0.0055	U		<0.01	U		<0.0031	U		<0.0058	U		<0.0098	U		<0.0062	U		0.022		J	<0.0091	U	
		VMP-18-8.5-020711-Dup	2/7/2011	<0.0072	U		<0.0053	U		<0.0098	U		<0.003	U		<0.0056	U		<0.0094	U		<0.0059	U		0.0092		J	<0.0088	U	
		VMP-18-8.5-040711	4/7/2011	<0.0081	U		<0.0059	J	U	0.0023	J		<0.014	U		<0.0063	U		<0.011	U		<0.0066	J	U	0.0062			<0.0099	U	
		VMP-18-8.5-072811	7/28/2011	<0.0087	U		<0.0064	U		<0.012	U		<0.014	U		<0.0067	U		<0.011	U		<0.0071	U		<0.0048	U		<0.011	U	
		VMP-18-8.5-110711	11/7/2011	<0.0056	U		<0.0041	U		<0.0076	U		<0.0094	U		<0.0044	U		<0.0074	U		<0.0046	U		<0.0031	U		<0.0069	U	
VMP-19	5 ft	VMP-19-5	6/18/2010	<0.008	U		<0.006	U		<0.012	U		<0.003	U		0.00085	J		<0.011	U		<0.007	U		0.0025	J		<0.01	U	
		VMP-19-5-090110	9/1/2010	<0.0081	U		<0.0059	J	U	<0.011	U		<0.0034	U		0.00094	J		<0.011	U		<0.0067	U		0.049			<0.0099	U	
		VMP-19-5-111510	11/15/2010	<0.0087	U		<0.0064	U		<0.012	U		<0.0036	U		<0.0067	U		<0.011	U		<0.0071	U		0.0012	J		<0.011	U	
		VMP-19-5-020411	2/4/2011	<0.0076	U		<0.0056	U		<0.01	U		<0.0032	U		<0.0059	U		<0.01	U		<0.0063	J	U	0.0065			<0.0093	J	U
		VMP-19-5-040711	4/7/2011	<0.0085	U		0.00072	J		<0.012	U		<0.014	U		<0.0066	U		<0.011	U		<0.007	U		0.0043	J		0.0012	J	
		VMP-19-5-080911	8/9/2011	<0.0093	U		<0.0068	J	U	<0.013	U		<0.016	U		<0.0072	U		<0.012	U		<0.0077	J	U	0.05		J	<0.011	J	U
		VMP-19-5-080911-Dup	8/9/2011	<0.0089	U		<0.0065	J	U	<0.012	U		<0.015	U		<0.0069	U		<0.012	U		<0.0073	J	U	0.035		J	<0.011	J	U
		VMP-19-5-110811	11/8/2011	<0.0062	U		<0.0045	U		<0.0083	U		<0.01	U		<0.0048	U		<0.0081	U		<0.0051	U		<0.0034	U		<0.0075	U	
VMP-20	5 ft	VMP-20-5-031411	3/14/2011	<0.0076	U		0.038			<0.01	U		<0.013	U		0.031			<0.01	U		<0.0063	U		0.052			<0.0093	U	
		VMP-20-5-041511	4/15/2011	<0.084	U		<0.061	U		<0.11	U		<0.14	U		<0.065	U		<0.11	U		<0.069	U		1.2			<0.1	U	
		VMP-20-5-072511	7/25/2011	<0.0089	U		<0.0065	U		<0.012	U		<0.015	U		0.0012	J		0.0036	J		<0.0073	U	UJ	<0.0048	U		<0.011	J	U
		VMP-20-5-110111	11/1/2011	<0.0051	U		<0.0037	U		<0.0068	U		<0.0085	U		<0.0039	U		0.014			<0.0042	U		0.0011	J		<0.0062	U	
	10 ft	VMP-20-10-031411	3/14/2011	<0.0076	U		<0.0056	U		<0.01	U		<0.013	U		0.0049	J		<0.01	U		<0.0063	U		0.0041			<0.0093	U	
		VMP-20-10-041511	4/15/2011	<0.076	U		<0.056	U		<0.1	U		<0.13	U		<0.059	U		<0.1	U		<0.063	U		0.27			<0.093	U	
		VMP-20-10-072511	7/25/2011	<0.0081	U		0.00079	J		<0.011	U		<0.014	U		0.0033	J		<0.011	U		<0.0067	U	UJ	<0.0044	U		<0.0099	U	
		VMP-20-10-110111	11/1/2011	<0.0054	U		<0.0039	U		<0.0073	U		<0.009	U		<0.0042	U		<0.0071	U		<0.0044	U		<0.0029	U		<0.0066	U	
	25 ft	VMP-20-25-031411	3/14/2011	<0.0075	U		<0.0055	U		<0.01	U		<0.013	U		<0.0058	U		<0.0099	U		<0.0062	U		0.0019	J		<0.0092	U	
		VMP-20-25-041511	4/15/2011	<0.087	U		<0.064	U		<0.12	U		<0.14	U		<0.067	U		<0.11	U		<0.071	U		0.23			<0.11	U	
		VMP-20-25-072611	7/26/2011	<0.58	U		<0.42	U		<0.78	U		<0.97	U		<0.45	U		<0.76	U		<0.48	U	UJ	<0.32	U		<0.71	U	
		VMP-20-25-110511	11/5/2011	<0.0053	U		<0.0039	J	U	<0.0072	U		<0.0089	U		<0.0041	U		<0.0069	U		<0.0043	U		<0.0029	U		<0.0064	U	
VMP-21	5 ft	VMP-21-5-020911	2/9/2011	<2.9	U		<2.1	U		<4	U		<1.2	U		<2.3	U		<3.8	U		<2.4	U		94			<3.6	U	
		VMP-21-5-020911-Dup	2/9/2011	<5	U		<3.6	U		<6.8	U		<2.1	U		<3.9	U		<6.6	U		<4.1	U		77			<6.1	U	
		VMP-21-5-041311	4/13/2011	<0.0083	U		<0.0061	J	U	<0.011	U		<0.014	U		<0.0064	U		<0.011	U		0.001	J		0.4			<0.01	U	
		VMP-21-5-072511	7/25/2011	<0.0087	U		<0.0064	J	U	<0.012	U		<0.014	U		<0.0067	U		<0.011	U		<0.0071	U	UJ	<0.0048	U		<0.011	U	
		VMP-21-5-110111	11/1/2011	<0.0072	U		<0.0052	U		<0.0097	U		<0.012	U		<0.0056	U		<0.0094	U		<0.0059	U		0.0095			<0.0088	U	
	10 ft	VMP-21-10-021011	2/10/2011	<2.6	U		<1.9	U		<3.6	U		<1.1	U		<2	U		<3.5	U		<2.2	U		72			<3.2	U	
		VMP-21-10-041311	4/13/2011	<0.33	U		<0.24	U		<0.45	U		<0.56	U		<0.26	U		<0.44	U		<0.27	U		0.5			<0.41	U	
		VMP-21-10-072511	7/25/2011	<0.018	U		<0.013	J	U	<0.025	U		<0.031	U		<0.014	U		<0.024	U		<0.015	U	UJ	<0.01	U		<0.022	J	U
		VMP-21-10-110111	11/1/2011	<0.0054	U		<0.0039	U		<0.0073	U		<0.009	U		<0.0042	U		<0.0071	U		<0.0044	U		<0.0029	U		<0.0066	U	
	25 ft	VMP-21-25-021011	2/10/2011	<7.3	U		<5.4	U		<9.9	U		<3.1	U		<5.7	U		<9.6	U		<6	U		370			<9	U	
		VMP-21-25-041411	4/14/2011	<26	U		<19	U		<35	U		<43	U		<20	U		<34	U		<21	U		300			<31	U	
		VMP-21-25-041411-Dup	4/14/2011	<26	U		<19	U		<35	U		<43	U		<20	U		<34	U		<21	U		300			<31	U	
		VMP-21-25-072611	7/26/2011	<8.3	U		<6.1	U		<11	U		<14	U		<6.4	U		<11	U		<6.8	U	UJ	290			<10	U	
		VMP-21-25-110511	11/5/2011	<5.3	U		2	J		<7.2	U		<8.9	U		<4.1	U		<6.9	U		<4.3	U		6.2			<6.4	U	
	33 ft	VMP-21-33-021011	2/10/2011	<7.3	U		<5.4	U		<9.9	U		<3.1	U		<5.7	U		<9.6	U		<6	U		410			<9	U	
		VMP-21-33-041411	4/14/2011	<25	U		<18	U		<34	U		<42	U		<19	U		<32	U		<20	U		290			<30	U	
		VMP-21-33-110511	11/5/2011	<1.2	U		0.52	J		<1.6	U		<2	U		<0.93	U		<1.6	U		<0.99	U		0.38	J		<1.5	U	
VMP-22	5 ft	VMP-22-5-021111	2/11/2011	<0.16	U		<0.12	U		<0.22	U		<0.068	U		<0.12	U		<0.21	U		<0.13	U		<0.088	U		<0.2	U	
		VMP-22-5-041811	4/18/2011	<0.079	U		<0.058	U		<0.11	U		<0.13	U		<0.062	U		<0.1	U		<0.065	U		<0.043	U		<0.097	U	
		VMP-22-5-072611	7/26/2011	<0.0093	U		<0.0068	J	U	<0.013	U		<0.016	U		<0.0072	U		<0.012	U		<0.0077	U	UJ	0.021			<0.011	J	U
		VMP-22-5-110111	11/1/2011	<0.0053	U		<0.0039	U		<0.0072	U		<0.0089	U		0.0018	J		0.0018	J		<0.0043	U		<0.0029	U		<0.0064	U	
	10 ft	VMP-22-10-021111	2/11/2011	<0.077	U		<0.056	U		<0.1	U		<0.032	U		<0.06	U		<0.1	U		<0.063	U		0.19			<0.094	U	
		VMP-22-10-041811	4/18/2011	<0.082	U		<0.06	U		<0.11	U		<0.14	U		<0.064	U		<0.11	U		<0.068	U		<0.045	U		<0.1	U	
		VMP-22-10-072611	7/26/2011	<0.0095	U		<0.007	J	U	<0.013	U		<0.016	U		0.012			<0.012	U		<0.0078	U	UJ	0.0046	J		<0.012	J	U
		VMP-22-10-072611-Dup	7/26/2011	<0.011	U		<0.0082	J	U	<0.015	U		<0.019	U		0.012			<0.015	U		<0.0092	U	UJ	0.0063			<0.014	J	U
		VMP-22-10-110211	11/2/2011	<0.0054	U		<0.0039	U		<0.0073	U		<0.009	U		0.014			<0.0071	U		<0.0044	U		<0.0029	U		<0.0066	U	
	18 ft	VMP-22-18-021111	2/11/2011	<1.3	U		<0.98	U		<1.8	U		<0.56	U		<1	U		<1.8	U		<1.1	U		65			<1.6	U	
		VMP-22-18-041811	4/18/2011	<5.7	U		<4.1	U		<7.7	U		<9.5	U		<4.4	U		<7.4	U		<4.6	U		58			<6.9	U	
		VMP-22-18-072611	7/26/2011	<2.9	U		<2.1	U		<3.9	U		<4.8	U		<2.2	U		<3.8	U		<2.4	U	UJ	39			<3.5	U	
		VMP-22-18-110511	11/5/2011	0.0007	J		<0.0042	J	U	<0.0078	U		<0.0096	U		0.094			<0.0076	U		<0.0047	U		<0.0031	U		<0.007	U	
	38 ft	VMP-22-38-041811	4/18/2011	<17	U		<13	U		<24	U		<29	U		<13	U		<23	U		<14	U		240			<21	U	
VMP-23	5 ft	VMP-23-5-021511	2/15/2011	<0.0083	U		<0.0061	U		<0.011	U		<0.0035	U		0.0013	J		<0.011	U		<0.0068	U		0.0054			<0.01	U	
		VMP-23-5-042111	4/21/2011	<0.072	U		<0.053	U		<0.098	U		<0.12	U		<0.056	U		<0.094	U		<0.059	U		<0.039	U		<0.088	U	
		VMP-23-5-072711	7/27/2011	<0.0083	U		<0.0061	U		<0.011	U		<0.014	U		<0.0064	U		<0.011	U		<0.0068	U		0.0068			<0.01	U	
		VMP-23-5-110211	11/2/2011	<0.0059	U		<0.0043	U		<0.008	U		<0.0099	U		<0.0046	U		<0.0077	U		<0.0048	U		<0.0032	U		<0.0072	U	
	10 ft	VMP-23-10-021511	2/15/2011	<0.0086	U		<0.0063	J	U	<0.012	U		<0.0036	U		0.0015	J		<0.011	U		0.0012	J		0.0044	J		<0.01	U	
		VMP-23-10-042111	4/21/2011	<0.087	U		<0.064	U		<0.12	U		<0.14	U		<0.067	U		<0.11	U		<0.071	U		0.94			<0.11	U	
		VMP-23-10-072711	7/27/2011	<0.0079	U		<0.0058	U		<0.011	U		<0.013	U		<0.0062	U		<0.01	U		<0.0065	U		<0.0043	U		<0.0097	U	
		VMP-23-10-110211	11/2/2011	<0.0058	U		<0.0042	U		<0.0078	U		<0.0096	U		<0.0045	U		<0.0076	U		<0.0047	U		<0.0031	U		<0.007	U	
	25 ft	VMP-23-25-021511	2/15/2011	<0.0079	U		<0.0058	U		<0.011	U		<0.0033	U		<0.0062	U		<0.01	U		<0.0065	U		0.0032	J		<0.0097	U	
		VMP-23-25-042111	4/21/2011	<0.081	U		<0.059	U		<0.11	U		<0.14	U		<0.063	U		<0.11	U		<0.067	U		1.2			<0.099	U	
		VMP-23-25-072711	7/27/2011	<0.0091	U		<0.0066	U		<0.012	U		<0.015	U		<0.007	U		<0.012	U		<0.0075	U		0.0026	J		0.0026	J	
		VMP-23-25-110511	11/5/2011	<0.0058	U		<0.0042	J	U	<0.0078	U		<0.0096	U		<0.0045	U		<0.0076	U		<0.0047	U		<0.0031	U		<0.007	U	

TABLE 3 CUMULATIVE SUMMARY OF SOIL VAPOR ANALYTICAL DETECTIONS AND SCREENING RESULTS: VILLAGE - VOCS

				1,2-Dichlorobenzene			1,3-Dichlorobenzene			1,4-Dichlorobenzene			1,1-Dichloroethane			1,2-Dichloroethane			1,1-Dichloroethene			cis-1,2-Dichloroethene			Dichlorodifluoromethane		
Screening Values (mg/m³)				290						1,200			690			0.099			240			1,100,000					
Location	Depth	Sample ID	Sample Date	Result (mg/m³)	Lab Qualifier	URS Qualifier	Result (mg/m³)	Lab Qualifier	URS Qualifier	Result (mg/m³)	Lab Qualifier	URS Qualifier	Result (mg/m³)	Lab Qualifier	URS Qualifier	Result (mg/m³)	Lab Qualifier	URS Qualifier	Result (mg/m³)	Lab Qualifier	URS Qualifier	Result (mg/m³)	Lab Qualifier	URS Qualifier	Result (mg/m³)	Lab Qualifier	URS Qualifier
VMP-18	8.5 ft	VMP-18-8.5	6/18/2010	<0.008	U		<0.008	U		<0.008	U		<0.005	U		<0.005	U		<0.005	U		<0.005	U		0.0025	J	
		VMP-18-8.5-090710	9/7/2010	<0.0078	J	U	<0.0078	J	U	<0.0078	J	U	<0.0052	U		0.0011	J		<0.0051	U		<0.0051	U		0.0028	J	
		VMP-18-8.5-111910	11/19/2010	<0.0065	U		<0.0065	U		<0.0065	U		<0.0044	U		<0.0044	U		<0.0043	U		<0.0043	U		<0.0053	U	
		VMP-18-8.5-020711	2/7/2011	<0.0072	J	U	<0.0072	J	U	<0.0072	J	U	<0.0048	U		<0.0048	U		<0.0047	U		<0.0047	U		0.0022	J	
		VMP-18-8.5-020711-Dup	2/7/2011	<0.0069	J	U	<0.0069	J	U	<0.0069	J	U	<0.0046	U		<0.0046	U		<0.0045	U		<0.0045	U		0.0022	J	
		VMP-18-8.5-040711	4/7/2011	<0.0077	J	U	<0.0077	J	U	<0.0077	J	U	<0.0052	U		<0.0052	U		<0.0051	U		<0.0051	U		0.0019	J	
		VMP-18-8.5-072811	7/28/2011	<0.0083	U		<0.0083	U		<0.0083	U		<0.0056	U		<0.0056	U		<0.0055	U		<0.0055	U		0.0027	J	
		VMP-18-8.5-110711	11/7/2011	<0.0054	U		<0.0054	U		<0.0054	U		<0.0036	U		<0.0036	U		<0.0035	U		<0.0035	U		0.0018	J	
VMP-19	5 ft	VMP-19-5	6/18/2010	<0.008	U		<0.008	U		<0.008	U		<0.005	U		<0.005	U		<0.005	U		<0.005	U		0.0021	J	
		VMP-19-5-090110	9/1/2010	0.0019	J		<0.0078	J	U	<0.0078	J	U	<0.0052	U		<0.0052	U		<0.0051	U		<0.0051	U		0.0028	J	
		VMP-19-5-111510	11/15/2010	<0.0083	U		<0.0083	U		<0.0083	U		<0.0056	U		<0.0056	U		<0.0055	U		<0.0055	U		0.0023	J	
		VMP-19-5-020411	2/4/2011	<0.0073	J	U	<0.0073	J	U	<0.0073	J	U	<0.0049	U		0.0009	J		<0.0048	U		<0.0048	U		0.0028	J	
		VMP-19-5-040711	4/7/2011	0.00068	J		<0.0081	U		0.00088	J		<0.0055	U		<0.0055	U		<0.0054	U		<0.0054	U		0.0021	J	
		VMP-19-5-080911	8/9/2011	<0.0089	J	U	<0.0089	J	U	<0.0089	J	U	<0.006	U		<0.006	J	U	<0.0059	U		<0.0059	U		0.0027	J	
		VMP-19-5-080911-Dup	8/9/2011	<0.0085	J	U	<0.0085	J	U	<0.0085	J	U	<0.0057	U		<0.0057	J	U	<0.0056	U		<0.0056	U		0.0026	J	
		VMP-19-5-110811	11/8/2011	<0.0059	U		<0.0059	U		<0.0059	U		<0.004	U		<0.004	U		<0.0039	U		<0.0039	U		0.0019	J	
VMP-20	5 ft	VMP-20-5-031411	3/14/2011	<0.0073	U		<0.0073	U		<0.0073	U		<0.0049	U		<0.0049	U		<0.0048	U		<0.0048	U		0.003	J	
		VMP-20-5-041511	4/15/2011	<0.08	U		<0.08	U		<0.08	U		<0.054	U		<0.054	U		<0.053	U		<0.053	U		<0.066	U	
		VMP-20-5-072511	7/25/2011	<0.0085	U		0.0013	J		<0.0085	J	U	<0.0057	U		<0.0057	U		<0.0056	U		<0.0056	U		0.0022	J	
		VMP-20-5-110111	11/1/2011	<0.0048	U		<0.0048	U		<0.0048	U		<0.0032	U		<0.0032	U		<0.0032	U		<0.0032	U		0.002	J	
	10 ft	VMP-20-10-031411	3/14/2011	<0.0073	U		<0.0073	U		<0.0073	U		<0.0049	U		<0.0049	U		<0.0048	U		<0.0048	U		0.0028	J	
		VMP-20-10-041511	4/15/2011	<0.073	U		<0.073	U		<0.073	U		<0.049	U		<0.049	U		<0.048	U		<0.048	U		<0.06	U	
		VMP-20-10-072511	7/25/2011	0.0014	J		0.0019	J		0.0018	J		<0.0052	U		<0.0052	U		<0.0051	U		<0.0051	U		0.0025	J	
		VMP-20-10-110111	11/1/2011	<0.0051	U		<0.0051	U		<0.0051	U		<0.0035	U		<0.0035	U		<0.0034	U		<0.0034	U		0.0025	J	
	25 ft	VMP-20-25-031411	3/14/2011	<0.0072	U		<0.0072	U		<0.0072	U		<0.0048	U		<0.0048	U		<0.0047	U		<0.0047	U		0.0032	J	
		VMP-20-25-041511	4/15/2011	<0.083	U		<0.083	U		<0.083	U		<0.056	U		<0.056	U		<0.055	U		<0.055	U		<0.068	U	
		VMP-20-25-072611	7/26/2011	<0.55	U		<0.55	U		<0.55	U		<0.37	U		<0.37	U		<0.36	U		<0.36	U		<0.45	U	
		VMP-20-25-110511	11/5/2011	<0.005	U		<0.005	U		<0.005	U		<0.0034	U		<0.0034	U		<0.0033	U		0.00075	J		0.0026	J	
VMP-21	5 ft	VMP-21-5-020911	2/9/2011	<2.8	U		<2.8	U		<2.8	U		<1.9	U		<1.9	U		<1.8	U		<1.8	U		<2.3	U	
		VMP-21-5-020911-Dup	2/9/2011	<4.8	U		<4.8	U		<4.8	U		<3.2	U		<3.2	U		<3.2	U		<3.2	U		<3.9	U	
		VMP-21-5-041311	4/13/2011	<0.0079	U		<0.0079	U		<0.0079	J	U	<0.0053	U		<0.0053	U		<0.0052	U		<0.0052	U		0.0025	J	
		VMP-21-5-072511	7/25/2011	<0.0083	U		0.0013	J		<0.0083	J	U	<0.0056	U		<0.0056	U		<0.0055	U		<0.0055	U		0.0023	J	
		VMP-21-5-110111	11/1/2011	<0.0068	U		<0.0068	U		<0.0068	U		<0.0046	U		<0.0046	U		<0.0045	U		<0.0045	U		0.0022	J	
	10 ft	VMP-21-10-021011	2/10/2011	<2.5	U		<2.5	U		<2.5	U		<1.7	U		<1.7	U		<1.7	U		<1.7	U		<2.1	U	
		VMP-21-10-041311	4/13/2011	<0.32	U		<0.32	U		<0.32	U		<0.21	U		<0.21	U		<0.21	U		<0.21	U		<0.26	U	
		VMP-21-10-072511	7/25/2011	<0.018	J	U	0.0033	J		<0.018	J	U	<0.012	U		<0.012	U		<0.012	U		<0.012	U		0.0025	J	
		VMP-21-10-110111	11/1/2011	<0.0051	U		<0.0051	U		<0.0051	U		<0.0035	U		<0.0035	U		<0.0034	U		<0.0034	U		0.0022	J	
	25 ft	VMP-21-25-021011	2/10/2011	<7	U		<7	U		<7	U		<4.7	U		<4.7	U		<4.6	U		<4.6	U		<5.8	U	
		VMP-21-25-041411	4/14/2011	<24	U		<24	U		<24	U		<16	U		<16	U		<16	U		<16	U		<20	U	
		VMP-21-25-041411-Dup	4/14/2011	<24	U		<24	U		<24	U		<16	U		<16	U		<16	U		<16	U		<20	U	
		VMP-21-25-072611	7/26/2011	<7.9	U		<7.9	U		<7.9	U		<5.3	U		<5.3	U		<5.2	U		<5.2	U		<6.5	U	
		VMP-21-25-110511	11/5/2011	<5	U		<5	U		<5	U		<3.4	U		<3.4	U		<3.3	U		<3.3	U		<4.2	U	
	33 ft	VMP-21-33-021011	2/10/2011	<7	U		<7	U		<7	U		<4.7	U		<4.7	U		<4.6	U		<4.6	U		<5.8	U	
		VMP-21-33-041411	4/14/2011	<24	U		<24	U		<24	U		<16	U		<16	U		<16	U		<16	U		<19	U	
		VMP-21-33-110511	11/5/2011	<1.1	U		<1.1	U		<1.1	U		<0.77	U		<0.77	U		<0.76	U		<0.76	U		<0.94	U	
VMP-22	5 ft	VMP-22-5-021111	2/11/2011	<0.15	U		<0.15	U		<0.15	U		<0.1	U		<0.1	U		<0.1	U		<0.1	U		<0.13	U	
		VMP-22-5-041811	4/18/2011	<0.076	U		<0.076	U		<0.076	U		<0.051	U		<0.051	U		<0.05	U		<0.05	U		<0.062	U	
		VMP-22-5-072611	7/26/2011	<0.0089	J	U	0.0033	J		<0.0089	J	U	<0.006	U		<0.006	J	U	<0.0059	U		<0.0059	U		0.0023	J	
		VMP-22-5-110111	11/1/2011	<0.005	U		<0.005	U		<0.005	U		<0.0034	U		<0.0034	U		<0.0033	U		<0.0033	U		0.0021	J	
	10 ft	VMP-22-10-021111	2/11/2011	<0.073	U		<0.073	U		<0.073	U		<0.049	U		<0.049	U		<0.048	U		<0.048	U		<0.06	U	
		VMP-22-10-041811	4/18/2011	<0.078	U		<0.078	U		<0.078	U		<0.053	U		<0.053	U		<0.052	U		<0.052	U		<0.064	U	
		VMP-22-10-072611	7/26/2011	<0.0091	J	U	0.0028	J		<0.0091	J	U	<0.0061	U		<0.0061	U		<0.006	U		<0.006	U		0.0023	J	
		VMP-22-10-072611-Dup	7/26/2011	<0.011	J	U	0.0027	J		<0.011	J	U	<0.0072	U		<0.0072	U		<0.007	U		<0.007	U		0.0019	J	
		VMP-22-10-110211	11/2/2011	<0.0051	U		<0.0051	U		<0.0051	U		<0.0035	U		<0.0035	U		<0.0034	U		<0.0034	U		0.0024	J	
	18 ft	VMP-22-18-021111	2/11/2011	<1.3	U		<1.3	U		<1.3	U		<0.86	U		<0.86	U		<0.84	U		<0.84	U		<1	U	
		VMP-22-18-041811	4/18/2011	<5.4	U		<5.4	U		<5.4	U		<3.6	U		<3.6	U		<3.6	U		<3.6	U		<4.4	U	
		VMP-22-18-072611	7/26/2011	<2.8	U		<2.8	U		<2.8	U		<1.9	U		<1.9	U		<1.8	U		<1.8	U		<2.3	U	
		VMP-22-18-110511	11/5/2011	<0.0055	U		<0.0055	U		<0.0055	U		<0.0037	U		<0.0037	U		<0.0036	U		<0.0036	U		0.0024	J	
	38 ft	VMP-22-38-041811	4/18/2011	<16	U		<16	U		<16	U		<11	U		<11	U		<11	U		<11	U		<14	U	
VMP-23	5 ft	VMP-23-5-021511	2/15/2011	<0.0079	U		<0.0079	U		<0.0079	J	U	<0.0053	U		<0.0053	U		<0.0052	U		<0.0052	U		0.0021	J	
		VMP-23-5-042111	4/21/2011	<0.069	U		<0.069	U		<0.069	U		<0.046	U		<0.046	U		<0.045	U		<0.045	U		<0.057	U	
		VMP-23-5-072711	7/27/2011	<0.0079	U		<0.0079	U		<0.0079	U		<0.0053	U		<0.0053	U		<0.0052	U		<0.0052	U		0.0016	J	
		VMP-23-5-110211	11/2/2011	<0.0056	U		<0.0056	U		<0.0056	U		<0.0038	U		<0.0038	U		<0.0037	U		<0.0037	U		0.002	J	
	10 ft	VMP-23-10-021511	2/15/2011	0.0024	J		<0.0082	J	U	<0.0082	J	U	<0.0055	U		<0.0055	U		<0.0054	U		<0.0054	U		<0.0068	U	
		VMP-23-10-042111	4/21/2011	<0.083	U		<0.083	U		<0.083	U		<0.056	U		<0.056	U		<0.055	U		<0.055	U		<0.068	U	
		VMP-23-10-072711	7/27/2011	<0.0076	U		<0.0076	U		<0.0076	U		<0.0051	U		<0.0051	U		<0.005	U		<0.005	U		<0.0062	U	
		VMP-23-10-110211	11/2/2011	<0.0055	U		<0.0055	U		<0.0055	U		<0.0037	U		<0.0037	U		<0.0036	U		<0.0036	U		0.0019	J	
	25 ft	VMP-23-25-021511	2/15/2011	<0.0076	U		<0.0076	U		0.0012	J		<0.0051	U		<0.0051	U		<0.005	U		<0.005	U		<0.0062	U	
		VMP-23-25-042111	4/21/2011	<0.078	U		<0.078	U		<0.078	U		<0.052	U		<0.052	U		<0.051	U		<0.051	U		<0.064	U	
		VMP-23-25-072711	7/27/2011	0.003	J		0.0035	J		0.0043	J		<0.0058	U		<0.0058	U		<0.0057	U		<0.0057	U		<0.0071	U	
		VMP-23-25-110511	11/5/2011	<0.0055	U		<0.0055	U		<0.0055	U		<0.0037	U		<0.0037	U		<0.0036	U		<0.0036	U		0.0015	J	

TABLE 3 CUMULATIVE SUMMARY OF SOIL VAPOR ANALYTICAL DETECTIONS AND SCREENING RESULTS: VILLAGE - VOCS

				Dichloromethane (Methylene chloride)			1,2-Dichloropropane			trans-1,3-Dichloropropene			1,4-Dioxane			Ethanol			Ethylbenzene			4-Ethyltoluene			Freon 113		
Screening Values (mg/m³)				5.6			0.062			0.9			0.22						1,400								
Location	Depth	Sample ID	Sample Date	Result (mg/m³)	Lab Qualifier	URS Qualifier	Result (mg/m³)	Lab Qualifier	URS Qualifier	Result (mg/m³)	Lab Qualifier	URS Qualifier	Result (mg/m³)	Lab Qualifier	URS Qualifier	Result (mg/m³)	Lab Qualifier	URS Qualifier	Result (mg/m³)	Lab Qualifier	URS Qualifier	Result (mg/m³)	Lab Qualifier	URS Qualifier	Result (mg/m³)	Lab Qualifier	URS Qualifier
VMP-18	8.5 ft	VMP-18-8.5	6/18/2010	0.0012	J		<0.006	U		<0.006	U		<0.021	U		0.011			<0.006	U		<0.007	U		<0.011	U	
		VMP-18-8.5-090710	9/7/2010	<0.0045	U		<0.006	U		<0.0058	U		<0.018	U		0.011			<0.0056	J	U	<0.0063	U		0.002	J	
		VMP-18-8.5-111910	11/19/2010	<0.0038	U		<0.005	U		<0.0049	U		0.0054	J		0.0017	J		<0.0047	U		<0.0053	U		<0.0083	U	
		VMP-18-8.5-020711	2/7/2011	<0.0041	U		<0.0055	U		<0.0054	U		0.0023	J		0.022			0.013			0.0055	J		<0.0091	U	
		VMP-18-8.5-020711-Dup	2/7/2011	<0.004	U		<0.0053	U		<0.0052	U		<0.016	U		0.01			0.004	J		0.0016	J		<0.0088	U	
		VMP-18-8.5-040711	4/7/2011	0.0021	J		0.0033	J		<0.0058	U		0.0043	J		0.012			<0.0056	U		<0.0063	J	U	<0.0098	U	
		VMP-18-8.5-072811	7/28/2011	<0.0048	U		<0.0064	U		<0.0063	U		<0.02	U		0.079			0.0023	J		<0.0068	U		<0.01	U	
		VMP-18-8.5-110711	11/7/2011	<0.0031	J	U	<0.0041	U		<0.0041	U		<0.013	U		0.021			<0.0039	U		<0.0044	J	U	<0.0068	U	
VMP-19	5 ft	VMP-19-5	6/18/2010	0.0011	J		<0.006	U		<0.006	U		<0.02	U		0.0064	J		<0.005	U		<0.006	U		<0.01	U	
		VMP-19-5-090110	9/1/2010	<0.0045	J	U	<0.006	U		<0.0058	U		<0.018	U		0.01			0.0086		J	<0.0063	U		<0.0099	U	U
		VMP-19-5-111510	11/15/2010	0.0012	J		<0.0064	U		<0.0063	U		<0.02	U		0.024			0.003	J		<0.0068	U		<0.01	U	
		VMP-19-5-020411	2/4/2011	<0.0042	U		<0.0056	U		<0.0055	U		<0.017	U		0.015			0.00074	J		<0.0059	U		<0.0093	U	
		VMP-19-5-040711	4/7/2011	0.00093	J		<0.0062	U		<0.0061	U		<0.019	U		0.0058	J		0.00086	J		<0.0066	U		<0.01	U	
		VMP-19-5-080911	8/9/2011	<0.0051	U		<0.0068	U		<0.0067	J	U	<0.021	U		0.047		J	0.0051	J		<0.0073	J	U	<0.011	U	
		VMP-19-5-080911-Dup	8/9/2011	0.0016	J		<0.0065	U		<0.0064	J	U	<0.02	U		0.078		J	0.0051	J		<0.0069	U		<0.011	U	
		VMP-19-5-110811	11/8/2011	0.0084			<0.0045	U		<0.0044	U		<0.014	U		0.021			<0.0042	U		<0.0048	U		<0.0075	U	
VMP-20	5 ft	VMP-20-5-031411	3/14/2011	<0.0042	J	U	<0.0056	U		<0.0055	U		<0.017	U		0.11	J	J	0.014			0.0028	J		<0.0093	U	
		VMP-20-5-041511	4/15/2011	<0.046	U	UJ	<0.061	U		<0.06	U		<0.19	U		<0.1	U		<0.058	U		<0.065	U		<0.1	U	
		VMP-20-5-072511	7/25/2011	<0.0049	U		<0.0065	U		<0.0064	J	U	0.0052	J		0.018			0.0015	J		<0.0069	U		<0.011	U	
		VMP-20-5-110111	11/1/2011	<0.0028	J	U	<0.0037	U		<0.0036	U		<0.012	U		0.033			0.003	J		<0.004	J	U	<0.0062	U	
	10 ft	VMP-20-10-031411	3/14/2011	<0.0042	U		<0.0056	U		<0.0055	U		<0.017	U		0.0034	J	J	0.0089			0.0026	J		<0.0093	U	
		VMP-20-10-041511	4/15/2011	0.018	J	J	<0.056	U		<0.055	U		<0.17	U		0.012	J		<0.052	U		<0.059	U		<0.093	U	
		VMP-20-10-072511	7/25/2011	<0.0045	J	U	<0.006	U		<0.0058	J	UJ	<0.018	U		0.013			0.0014	J		0.0023	J		<0.0099	U	
		VMP-20-10-110111	11/1/2011	0.0037			<0.004	U		<0.0039	U		<0.012	U		0.01			<0.0037	U		<0.0042	U		<0.0066	U	
	25 ft	VMP-20-25-031411	3/14/2011	<0.0042	U		<0.0055	U		<0.0054	U		<0.017	U		0.0045	J	J	<0.0052	U		<0.0059	U		<0.0092	U	
		VMP-20-25-041511	4/15/2011	<0.048	U	UJ	<0.064	U		<0.063	U		<0.2	U		<0.1	U		<0.06	U		<0.068	U		<0.1	U	
		VMP-20-25-072611	7/26/2011	<0.32	U		<0.42	U		<0.42	U	UJ	<1.3	U		<0.69	U		<0.4	U		<0.45	U		<0.7	U	
		VMP-20-25-110511	11/5/2011	0.0017	J		<0.0039	U		<0.0038	U		<0.012	U		0.011			0.0011	J		0.0013	J		<0.0064	U	
VMP-21	5 ft	VMP-21-5-020911	2/9/2011	<1.6	U		<2.2	U		<2.1	U		<6.7	U		<3.5	U		<2	U		<2.3	U		<3.6	U	
		VMP-21-5-020911-Dup	2/9/2011	<2.8	U		<3.7	U		<3.6	U		<11	U		<6	U		<3.4	U		<3.9	U		<6.1	U	
		VMP-21-5-041311	4/13/2011	0.00076	J		<0.0061	U		<0.006	U		<0.019	U		<0.0099	J	U	0.0099			0.0014	J		<0.01	U	
		VMP-21-5-072511	7/25/2011	<0.0048	J	U	<0.0064	U		<0.0063	J	UJ	0.0076	J		0.017			0.0017	J		0.0018	J		<0.01	U	
		VMP-21-5-110111	11/1/2011	<0.004	J	U	<0.0053	U		<0.0052	U		<0.016	U		0.019			0.028			0.03			<0.0087	U	
	10 ft	VMP-21-10-021011	2/10/2011	<1.4	U		<1.9	U		<1.9	U		<6	U		<3.2	U		<1.8	U		<2.1	U		<3.2	U	
		VMP-21-10-041311	4/13/2011	0.072	J		<0.24	U		<0.24	U		<0.76	U		<0.4	U		<0.23	U		<0.26	U		<0.41	U	
		VMP-21-10-072511	7/25/2011	0.0093	J		<0.014	U		<0.013	J	UJ	<0.042	U		0.085			<0.013	U		<0.014	U		<0.022	U	
		VMP-21-10-110111	11/1/2011	0.0038			<0.004	U		<0.0039	U		<0.012	U		0.025			<0.0037	U		<0.0042	U		<0.0066	U	
	25 ft	VMP-21-25-021011	2/10/2011	<4	U		<5.4	U		<5.3	U		<17	U		<8.8	U		<5	U		<5.7	U		<8.9	U	
		VMP-21-25-041411	4/14/2011	<14	U	UJ	<19	U		<18	U		<59	U		<31	U		<18	U		<20	U		<31	U	
		VMP-21-25-041411-Dup	4/14/2011	<14	U	UJ	<19	U		<18	U		<59	U		<31	U		<18	U		<20	U		<31	U	
		VMP-21-25-072611	7/26/2011	<4.6	U		<6.1	U		<6	U	UJ	<19	U		<9.9	U		<5.7	U		<6.5	U		<10	U	
		VMP-21-25-110511	11/5/2011	2.4	J		<3.9	U		<3.8	U		<12	U		2.9	J		<3.6	U		<4.1	U		<6.4	U	
	33 ft	VMP-21-33-021011	2/10/2011	<4	U		<5.4	U		<5.3	U		<17	U		<8.8	U		<5	U		<5.7	U		<8.9	U	
		VMP-21-33-041411	4/14/2011	<14	U	UJ	<18	U		<18	U		<57	U		3.8	J		<17	U		<19	U		<30	U	
		VMP-21-33-110511	11/5/2011	0.54	J		<0.88	U		<0.87	U		<2.8	U		0.5	J		<0.83	U		<0.94	U		<1.5	U	
VMP-22	5 ft	VMP-22-5-021111	2/11/2011	<0.089	U		<0.12	U		<0.12	U		<0.37	U		<0.19	U		<0.11	U		<0.13	U		<0.2	U	
		VMP-22-5-041811	4/18/2011	<0.044	U	UJ	<0.058	U		<0.057	U		<0.18	U		<0.095	U		<0.055	U		<0.062	U		<0.096	U	
		VMP-22-5-072611	7/26/2011	0.0022	J		<0.0068	U		<0.0067	J	UJ	<0.021	U		0.029			0.0022	J		<0.0073	U		<0.011	U	
		VMP-22-5-110111	11/1/2011	<0.0029	J	U	<0.0039	U		<0.0038	U		0.07			0.023			0.00096	J		<0.0041	U		<0.0064	U	
	10 ft	VMP-22-10-021111	2/11/2011	<0.042	U		<0.056	U		<0.055	U		<0.18	U		<0.092	U		<0.053	U		<0.06	U		<0.094	U	
		VMP-22-10-041811	4/18/2011	<0.045	U	UJ	<0.06	U		<0.059	U		<0.19	U		<0.098	U		<0.057	U		<0.064	U		<0.1	U	
		VMP-22-10-072611	7/26/2011	<0.0053	J	U	<0.007	U		<0.0069	J	UJ	<0.022	U		0.056			0.0017	J		<0.0074	U		<0.012	U	
		VMP-22-10-072611-Dup	7/26/2011	<0.0062	J	U	<0.0082	U		<0.0081	J	UJ	<0.026	U		0.039			0.0017	J		0.0027	J		<0.014	U	
		VMP-22-10-110211	11/2/2011	<0.003	J	U	<0.004	U		<0.0039	U		<0.012	U		0.01			<0.0037	U		<0.0042	U		<0.0066	U	
	18 ft	VMP-22-18-021111	2/11/2011	<0.74	U		<0.98	U		<0.96	U		<3.1	U		<1.6	U		<0.92	U		<1	U		<1.6	U	
		VMP-22-18-041811	4/18/2011	<3.1	U	UJ	<4.2	U		<4.1	U		<13	U		<6.8	U		<3.9	U		<4.4	U		<6.9	U	
		VMP-22-18-072611	7/26/2011	<1.6	U		<2.1	U		<2.1	U	UJ	<6.6	U		<3.5	U		<2	U		<2.3	U		<3.5	U	
		VMP-22-18-110511	11/5/2011	0.0018	J		<0.0042	U		<0.0042	U		0.0014	J		0.012			<0.004	U		0.001	J		<0.007	U	
	38 ft	VMP-22-38-041811	4/18/2011	<9.6	U	UJ	<13	U		<12	U		<40	U		<21	U		<12	U		<14	U		<21	U	
VMP-23	5 ft	VMP-23-5-021511	2/15/2011	<0.0046	U		<0.0061	U		<0.006	U		<0.019	U		0.014			0.003	J		<0.0065	U		<0.01	U	
		VMP-23-5-042111	4/21/2011	<0.04	U		<0.053	U		<0.052	U		<0.16	U		<0.086	U		<0.05	U		<0.056	U		<0.088	U	
		VMP-23-5-072711	7/27/2011	0.0063			<0.0061	U		<0.006	U		0.0088	J		0.058			0.0024	J		<0.0065	U		<0.01	U	
		VMP-23-5-110211	11/2/2011	<0.0032	J	U	<0.0043	U		<0.0042	U		<0.013	U		0.025			<0.004	U		<0.0046	U		<0.0072	U	
	10 ft	VMP-23-10-021511	2/15/2011	<0.0047	U		<0.0063	U		<0.0062	U		0.0028	J		<0.01	U		0.0058	J		0.0024	J		<0.01	U	
		VMP-23-10-042111	4/21/2011	<0.048	U		<0.064	U		<0.063	U		<0.2	U		<0.1	U		0.16			0.022	J		<0.1	U	
		VMP-23-10-072711	7/27/2011	<0.0044	U		<0.0058	U		<0.0057	U		<0.018	U		<0.0095	U		<0.0055	U		<0.0062	U		<0.0096	U	
		VMP-23-10-110211	11/2/2011	<0.0032	U		<0.0042	U		<0.0042	U		<0.013	U		0.03			0.0013	J		<0.0045	J	U	<0.007	U	
	25 ft	VMP-23-25-021511	2/15/2011	<0.0044	U		<0.0058	U		<0.0057	U		<0.018	U		<0.0095	U		<0.0055	U		<0.0062	U		<0.0096	U	
		VMP-23-25-042111	4/21/2011	<0.045	U		<0.06	U		<0.058	U		<0.18	U		<0.097	U		<0.056	U		<0.063	U		<0.099	U	
		VMP-23-25-072711	7/27/2011	<0.005	U		<0.0067	U		<0.0066	U		0.0057	J		0.036			0.0027	J		0.003	J		<0.011	U	
		VMP-23-25-110511	11/5/2011	0.0052			<0.0042	U		<0.0042	U		<0.013	U		0.016			0.00075	J		0.00094	J		<0.007	U	

TABLE 3 CUMULATIVE SUMMARY OF SOIL VAPOR ANALYTICAL DETECTIONS AND SCREENING RESULTS: VILLAGE - VOCS

				Heptane			Hexachlorobutadiene			Hexane			2-Hexanone (Methyl N-Butyl Ketone)			Isopentane			Isopropylbenzene (Cumene)			4-Methyl-2-pentanone (Methyl Isobutyl Ketone)			Methyl tert-Butyl Ether (MTBE)		
Screening Values (mg/m³)																			600						3,400		
Location	Depth	Sample ID	Sample Date	Result (mg/m³)	Lab Qualifier	URS Qualifier	Result (mg/m³)	Lab Qualifier	URS Qualifier	Result (mg/m³)	Lab Qualifier	URS Qualifier	Result (mg/m³)	Lab Qualifier	URS Qualifier	Result (mg/m³)	Lab Qualifier	URS Qualifier	Result (mg/m³)	Lab Qualifier	URS Qualifier	Result (mg/m³)	Lab Qualifier	URS Qualifier	Result (mg/m³)	Lab Qualifier	URS Qualifier
VMP-18	8.5 ft	VMP-18-8.5	6/18/2010	0.0013	J		<0.062	U		0.0021	J		<0.024	U					<0.007	U		<0.005	U		<0.005	U	
		VMP-18-8.5-090710	9/7/2010	0.0015	J		<0.055	J	U	0.0016	J		<0.021	U					<0.0063	J	U	<0.0053	U		0.00046	J	
		VMP-18-8.5-111910	11/19/2010	0.0026	J		<0.046	U		0.0031	J		<0.018	U					<0.0053	U		<0.0044	U		<0.0039	U	
		VMP-18-8.5-020711	2/7/2011	0.045		J	<0.051	U		0.056		J	<0.019	U					0.0014	J		<0.0049	U		<0.0043	U	
		VMP-18-8.5-020711-Dup	2/7/2011	0.015		J	<0.049	U		0.026		J	<0.019	U					<0.0056	U		<0.0047	U		<0.0041	U	
		VMP-18-8.5-040711	4/7/2011	0.012			<0.055	U		0.0049			<0.021	U		0.012	J		0.0064			<0.0053	U		<0.0046	U	
		VMP-18-8.5-072811	7/28/2011	<0.0056	U		<0.059	U		0.0018	J		0.0039	J		<0.016	U		0.036			0.1			<0.005	U	
		VMP-18-8.5-110711	11/7/2011	<0.0037	U		<0.038	U		<0.0032	U		0.00089	J		0.0026	J		0.0018	J		0.013			<0.0032	U	
VMP-19	5 ft	VMP-19-5	6/18/2010	0.0012	J		<0.058	U		0.0048			<0.022	U					<0.006	U		<0.005	U		<0.004	U	
		VMP-19-5-090110	9/1/2010	0.088			<0.055	U	UJ	0.34			0.0038	J	J				<0.0063	U		<0.0053	U		<0.0046	U	
		VMP-19-5-111510	11/15/2010	<0.0056	U		<0.059	U		0.0033	J		<0.023	U					<0.0068	U		<0.0056	U		0.0007	J	
		VMP-19-5-020411	2/4/2011	<0.005	U		<0.052	J	U	0.0093			<0.02	U					<0.0059	U		<0.005	U		<0.0044	U	
		VMP-19-5-040711	4/7/2011	<0.0055	U		<0.058	U		<0.0048	U		<0.022	U		0.025			<0.0066	U		<0.0055	U		<0.0049	U	
		VMP-19-5-080911	8/9/2011	0.036			<0.063	U		0.12		J	<0.024	U		0.21		J	0.045			0.16			<0.0053	U	
		VMP-19-5-080911-Dup	8/9/2011	0.032			<0.06	U		0.085		J	<0.023	U		0.14		J	0.044			0.16			<0.0051	U	
		VMP-19-5-110811	11/8/2011	<0.004	U		<0.042	U		0.00093	J		0.00042	J		0.0097	J		0.0012	J		0.0087			<0.0035	U	
VMP-20	5 ft	VMP-20-5-031411	3/14/2011	0.01			<0.052	U		0.016			<0.02	U					0.0032	J		<0.005	U		<0.0044	U	
		VMP-20-5-041511	4/15/2011	0.24			<0.57	U		2.4			<0.22	U		22			<0.065	U		<0.054	U		<0.048	U	
		VMP-20-5-072511	7/25/2011	0.00085	J		<0.06	U		0.0013	J		<0.023	U	UJ	<0.017	U		0.026			0.11			<0.0051	U	
		VMP-20-5-110111	11/1/2011	0.0023	J		<0.034	U		0.0047			<0.013	U		0.0064	J		<0.004	J	U	0.019			<0.0029	U	
	10 ft	VMP-20-10-031411	3/14/2011	0.0034	J		<0.052	U		0.0049			<0.02	U					0.0025	J		<0.005	U		<0.0044	U	
		VMP-20-10-041511	4/15/2011	0.14			<0.52	U		0.81			<0.2	U		1.6			<0.059	U		<0.05	U		<0.044	U	
		VMP-20-10-072511	7/25/2011	0.00069	J		<0.055	U		<0.0045	U		<0.021	U	UJ	<0.015	U		0.025			0.12			<0.0046	U	
		VMP-20-10-110111	11/1/2011	<0.0035	U		<0.036	U		<0.003	U		<0.014	U		<0.01	U		<0.0042	J	U	0.012			<0.0031	U	
	25 ft	VMP-20-25-031411	3/14/2011	0.0022	J		<0.051	U		0.0017	J		<0.02	U					<0.0059	U		<0.0049	U		<0.0043	U	
		VMP-20-25-041511	4/15/2011	0.12			<0.59	U		0.84			<0.23	U		1			<0.068	U		<0.056	U		<0.05	U	
		VMP-20-25-072611	7/26/2011	<0.38	U		<3.9	U		<0.32	U		<1.5	U	UJ	0.38	J		<0.45	U		<0.38	U		<0.33	U	
		VMP-20-25-110511	11/5/2011	<0.0034	U		<0.036	U		<0.003	J	U	0.00072	J		<0.0099	U		0.0027	J		0.016			<0.003	U	
VMP-21	5 ft	VMP-21-5-020911	2/9/2011	16			<20	U		150			<7.6	U					<2.3	U		<1.9	U		<1.7	U	
		VMP-21-5-020911-Dup	2/9/2011	12			<34	U		120			<13	U					<3.9	U		<3.2	U		<2.9	U	
		VMP-21-5-041311	4/13/2011	0.63			<0.056	U		1.4			<0.022	U		0.74			0.0014	J		<0.0054	U		<0.0048	U	
		VMP-21-5-072511	7/25/2011	0.0025	J		<0.059	U		0.0019	J		0.0034	J	J	<0.016	U		0.04			0.17			<0.005	U	
		VMP-21-5-110111	11/1/2011	0.0049			<0.049	U		0.0056			<0.019	U		0.0039	J		0.0064			0.024			<0.0041	U	
	10 ft	VMP-21-10-021011	2/10/2011	14			<18	U		130			<6.9	U					<2.1	U		<1.7	U		<1.5	U	
		VMP-21-10-041311	4/13/2011	<0.22	U		<2.3	U		0.16	J		<0.87	U		50			<0.26	U		<0.22	U		<0.19	U	
		VMP-21-10-072511	7/25/2011	0.008	J		<0.12	U		0.0041	J		<0.048	U	UJ	0.087			0.027			0.045			<0.01	U	
		VMP-21-10-110111	11/1/2011	<0.0035	U		<0.036	U		<0.003	U		<0.014	U		0.0055	J		<0.0042	J	U	0.021			<0.0031	U	
	25 ft	VMP-21-25-021011	2/10/2011	380			<50	U		1200			<19	U					<5.7	U		<4.8	U		<4.2	U	
		VMP-21-25-041411	4/14/2011	310			<170	U		820			<67	U		9200			<20	U		<17	U		<15	U	
		VMP-21-25-041411-Dup	4/14/2011	320			<170	U		820			<67	U		9200			<20	U		<17	U		<15	U	
		VMP-21-25-072611	7/26/2011	230			<56	U		680			<22	U	UJ				<6.5	U		<5.4	U		<4.8	U	
		VMP-21-25-110511	11/5/2011	3.4	J		<36	U		5.8			<14	U		770			<4.1	U		<3.4	U		<3	U	
	33 ft	VMP-21-33-021011	2/10/2011	530			<50	U		1400			<19	U					<5.7	U		<4.8	U		<4.2	U	
		VMP-21-33-041411	4/14/2011	330			<170	U		880			<64	U		9500			<19	U		<16	U		<14	U	
		VMP-21-33-110511	11/5/2011	0.34	J		<8.1	U		0.62	J		<3.1	U		93			<0.94	U		<0.78	U		<0.69	U	
VMP-22	5 ft	VMP-22-5-021111	2/11/2011	<0.1	U		<1.1	U		<0.09	U		<0.42	U					<0.13	U		<0.1	U		<0.093	U	
		VMP-22-5-041811	4/18/2011	<0.052	U		<0.54	U		<0.044	U		<0.21	U		0.13	J		<0.062	U		<0.052	U		<0.045	U	
		VMP-22-5-072611	7/26/2011	0.017			<0.063	J	U	0.059			<0.024	U	UJ	0.67			0.023			0.12			<0.0053	U	
		VMP-22-5-110111	11/1/2011	<0.0034	U		<0.036	U		<0.003	U		<0.014	U		<0.0099	U		<0.0041	J	U	0.032			<0.003	U	
	10 ft	VMP-22-10-021111	2/11/2011	<0.05	U		<0.52	U		0.084			<0.2	U					<0.06	U		<0.05	U		<0.044	U	
		VMP-22-10-041811	4/18/2011	<0.053	U		<0.56	U		<0.046	U		<0.21	U		0.12	J		<0.064	U		<0.053	U		<0.047	U	
		VMP-22-10-072611	7/26/2011	0.0051	J		<0.065	U		<0.0053	U	UJ	<0.025	U	UJ	0.053			0.027			0.079			<0.0055	U	
		VMP-22-10-072611-Dup	7/26/2011	<0.0073	U		<0.076	U		0.022		J	0.0057	J	J	0.17			0.025			0.084			<0.0064	U	
		VMP-22-10-110211	11/2/2011	<0.0035	U		<0.036	U		<0.003	U		<0.014	U		<0.01	U		<0.0042	J	U	0.022			<0.0031	U	
	18 ft	VMP-22-18-021111	2/11/2011	<0.87	U		<9.1	U		17			<3.5	U					<1	U		<0.87	U		<0.77	U	
		VMP-22-18-041811	4/18/2011	3.9			<38	U		31			<15	U		1900			<4.4	U		<3.7	U		<3.2	U	
		VMP-22-18-072611	7/26/2011	<1.9	U		<20	U		26			<7.5	U	UJ	1300			<2.3	U		<1.9	U		<1.6	U	
		VMP-22-18-110511	11/5/2011	0.00074	J		<0.039	U		<0.0032	J	U	0.00084	J		0.012			0.002	J		0.016			<0.0033	U	
	38 ft	VMP-22-38-041811	4/18/2011	55			<120	U		390			<45	U		6100			<14	U		<11	U		<10	U	
VMP-23	5 ft	VMP-23-5-021511	2/15/2011	0.0049	J		<0.056	U		0.0087			<0.022	U					<0.0065	U		<0.0054	U		<0.0048	U	
		VMP-23-5-042111	4/21/2011	<0.047	U		<0.49	U		0.013	J		<0.47	U		0.044	J		<0.056	U		<0.47	U		<0.041	U	
		VMP-23-5-072711	7/27/2011	0.0083			<0.056	U		0.011			0.006	J		0.14			0.037			0.25			<0.0048	U	
		VMP-23-5-110211	11/2/2011	<0.0038	U		<0.04	U		0.0012	J		0.001	J		<0.011	U		0.005			0.034			<0.0034	U	
	10 ft	VMP-23-10-021511	2/15/2011	0.0088			<0.058	J	U	0.013			<0.022	U					<0.0067	U		<0.0056	U		<0.0049	U	
		VMP-23-10-042111	4/21/2011	1.5			<0.59	U		3.4			<0.56	U		3.5			<0.068	U		<0.56	U		<0.05	U	
		VMP-23-10-072711	7/27/2011	<0.0052	U		<0.054	U		<0.0044	U		<0.021	U		<0.015	U		<0.0062	U		<0.0052	U		<0.0045	U	
		VMP-23-10-110211	11/2/2011	<0.0037	U		<0.039	U		0.0014	J		0.0016	J		<0.011	U		0.0074			0.064			<0.0033	U	
	25 ft	VMP-23-25-021511	2/15/2011	0.0021	J		<0.054	U		0.0035	J		<0.021	U					<0.0062	U		<0.0052	U		<0.0045	U	
		VMP-23-25-042111	4/21/2011	0.68			<0.55	U		4.2			<0.53	U		15			<0.063	U		<0.53	U		<0.046	U	
		VMP-23-25-072711	7/27/2011	0.0034	J		0.0054	J		0.0031	J		<0.024	U		<0.017	U		0.024			0.12			<0.0052	U	
		VMP-23-25-110511	11/5/2011	0.0015	J		<0.039	U		<0.0032	J	U	0.0008	J		0.0052	J		0.0024	J		0.018			<0.0033	U	

TABLE 3 CUMULATIVE SUMMARY OF SOIL VAPOR ANALYTICAL DETECTIONS AND SCREENING RESULTS: VILLAGE - VOCS

				2-Propanol			n-Propylbenzene			Styrene			Tetrachloroethene			Tetrahydrofuran			Toluene			1,2,4-Trichlorobenzene			1,1,1-Trichloroethane (Methyl chloroform)		
Screening Values (mg/m³)										1,400			0.55						6,200			11			6,600		
Location	Depth	Sample ID	Sample Date	Result (mg/m³)	Lab Qualifier	URS Qualifier	Result (mg/m³)	Lab Qualifier	URS Qualifier	Result (mg/m³)	Lab Qualifier	URS Qualifier	Result (mg/m³)	Lab Qualifier	URS Qualifier	Result (mg/m³)	Lab Qualifier	URS Qualifier	Result (mg/m³)	Lab Qualifier	URS Qualifier	Result (mg/m³)	Lab Qualifier	URS Qualifier	Result (mg/m³)	Lab Qualifier	URS Qualifier
VMP-18	8.5 ft	VMP-18-8.5	6/18/2010	0.012	J		<0.007	U		<0.006	U		<0.009	U		0.0072			0.0014	J		<0.043	U		<0.007	U	
		VMP-18-8.5-090710	9/7/2010	0.014			<0.0063	J	U	<0.0055	U		<0.0088	J	U	<0.0038	U		0.0021	J		<0.038	J	U	0.0011	J	
		VMP-18-8.5-111910	11/19/2010	0.0036	J		<0.0053	U		<0.0046	U		<0.0073	U		<0.0032	U		<0.0041	U		<0.032	U		<0.0059	U	
		VMP-18-8.5-020711	2/7/2011	0.091		J	0.0029	J		<0.0051	U		<0.0081	U		<0.0035	U		0.013		J	<0.035	J	U	<0.0065	U	
		VMP-18-8.5-020711-Dup	2/7/2011	0.012		J	0.0017	J		<0.0049	U		<0.0078	U		<0.0034	U		0.0031	J	J	<0.034	J	U	<0.0062	U	
		VMP-18-8.5-040711	4/7/2011	<0.013	U		0.01			<0.0055	U		0.0036	J		<0.0038	U		0.0011	J		<0.038	J	U	<0.007	U	
		VMP-18-8.5-072811	7/28/2011	0.03			0.001	J		0.0021	J		<0.0094	U		0.0013	J		0.012			<0.041	U		<0.0075	U	
		VMP-18-8.5-110711	11/7/2011	0.012			<0.0044	U		<0.0038	U		<0.0061	U		<0.0026	U		0.01			<0.026	U		<0.0049	U	
VMP-19	5 ft	VMP-19-5	6/18/2010	0.024			<0.006	U		<0.005	U		<0.009	J	U	<0.004	U		<0.005	U		<0.04	U		<0.007	U	
		VMP-19-5-090110	9/1/2010	0.58			<0.0063	J	U	<0.0055	U		<0.0088	J	U	<0.0038	U		<0.0049	U		<0.038	J	UJ	<0.007	U	
		VMP-19-5-111510	11/15/2010	0.0034	J		<0.0068	U		0.0065			0.0013	J		<0.0041	U		0.0014	J		<0.041	U		0.0014	J	
		VMP-19-5-020411	2/4/2011	0.0076	J		<0.0059	U		<0.0052	U		<0.0082	U		<0.0036	U		0.0018	J		<0.036	J	U	<0.0066	U	
		VMP-19-5-040711	4/7/2011	<0.013	U		<0.0066	U		<0.0058	U		0.0015	J		<0.004	U		0.0014	J		0.0031	J		<0.0074	U	
		VMP-19-5-080911	8/9/2011	0.026			<0.0073	J	U	<0.0063	J	U	<0.01	J	U	<0.0044	U		0.032			<0.044	J	U	<0.0081	U	
		VMP-19-5-080911-Dup	8/9/2011	0.028			<0.0069	J	U	<0.006	J	U	<0.0096	J	U	<0.0042	U		0.027			<0.042	J	U	<0.0077	U	
		VMP-19-5-110811	11/8/2011	0.0078	J		<0.0048	U		<0.0042	U		<0.0066	U		<0.0029	U		0.014			<0.029	U		<0.0053	U	
VMP-20	5 ft	VMP-20-5-031411	3/14/2011	<0.012	U		0.0024	J		<0.0052	U		0.055			<0.0036	U		0.046			<0.036	U	UJ	<0.0066	U	
		VMP-20-5-041511	4/15/2011	<0.13	UJ	UJ	<0.065	U		<0.057	U		<0.09	U		<0.039	U	UJ	<0.05	U		<0.39	U		<0.072	U	
		VMP-20-5-072511	7/25/2011	0.032			<0.0069	U		<0.006	J	U	<0.0096	U	UJ	<0.0042	U		0.014			<0.042	U		<0.0077	U	
		VMP-20-5-110111	11/1/2011	0.0083			<0.004	J	U	<0.0034	U		<0.0055	U		0.0012	J		0.019			<0.024	U		<0.0044	U	
	10 ft	VMP-20-10-031411	3/14/2011	<0.012	U		0.0023	J		<0.0052	U		0.0089			0.0018	J		0.0084			<0.036	U	UJ	<0.0066	U	
		VMP-20-10-041511	4/15/2011	<0.12	UJ	UJ	0.023	J		<0.052	U		<0.082	U		<0.036	U	UJ	<0.046	U		<0.36	U		<0.066	U	
		VMP-20-10-072511	7/25/2011	0.026			<0.0063	U		0.0017	J		<0.0088	U	UJ	<0.0038	U		0.015			0.0043	J		<0.007	U	
		VMP-20-10-110111	11/1/2011	0.0066	J		<0.0042	U		<0.0036	U		<0.0058	U		<0.0025	U		0.0095			<0.025	U		<0.0047	U	
	25 ft	VMP-20-25-031411	3/14/2011	<0.012	U		<0.0059	U		<0.0051	U		0.0068	J		<0.0035	U		0.0015	J		<0.035	U	UJ	<0.0065	U	
		VMP-20-25-041511	4/15/2011	<0.14	UJ	UJ	<0.068	U		<0.059	U		<0.094	U		<0.041	U	UJ	<0.052	U		<0.41	U		<0.075	U	
		VMP-20-25-072611	7/26/2011	<0.9	U		<0.45	U		<0.39	U		<0.62	U	UJ	<0.27	U		<0.35	U		<2.7	U		<0.5	U	
		VMP-20-25-110511	11/5/2011	0.0075	J		0.00026	J		0.00044	J		<0.0057	J	U	<0.0025	U		0.015			<0.025	U		<0.0046	U	
VMP-21	5 ft	VMP-21-5-020911	2/9/2011	<4.6	U		<2.3	U		<2	U		<3.2	U		<1.4	U		<1.8	U		<14	U		<2.5	U	
		VMP-21-5-020911-Dup	2/9/2011	<7.8	U		<3.9	U		<3.4	U		<5.4	U		<2.3	U		<3	U		<24	U		<4.3	U	
		VMP-21-5-041311	4/13/2011	<0.013	U		0.0016	J		<0.0056	U		0.011			<0.0039	U		0.0027	J		<0.039	J	U	<0.0072	U	
		VMP-21-5-072511	7/25/2011	0.026			<0.0068	J	U	0.0023	J		0.0058	J	J	<0.0041	U		0.026			<0.041	U		<0.0075	U	
		VMP-21-5-110111	11/1/2011	0.012			0.016			<0.0048	U		<0.0077	U		0.0011	J		0.0074			<0.034	U		<0.0062	U	
	10 ft	VMP-21-10-021011	2/10/2011	<4.1	U		<2.1	U		<1.8	U		<2.8	U		<1.2	U		<1.6	U		<12	U		<2.3	U	
		VMP-21-10-041311	4/13/2011	0.16	J		<0.26	U		0.051	J		<0.36	U		<0.16	U		<0.2	U		<1.6	U		<0.29	U	
		VMP-21-10-072511	7/25/2011	0.013	J		<0.014	U		<0.012	J	U	0.0087	J	J	<0.0086	U		0.031			<0.087	U		<0.016	U	
		VMP-21-10-110111	11/1/2011	0.014			<0.0042	U		<0.0036	U		0.0059			0.0045			0.0073			<0.025	U		<0.0047	U	
	25 ft	VMP-21-25-021011	2/10/2011	<11	U		<5.7	U		<5	U		<7.9	U		<3.4	U		<4.4	U		<34	U		<6.4	U	
		VMP-21-25-041411	4/14/2011	<40	UJ	UJ	<20	U		<17	U		<28	U		<12	U	UJ	<15	U		<120	U		<22	U	
		VMP-21-25-041411-Dup	4/14/2011	<40	UJ	UJ	<20	U		<17	U		<28	U		<12	U	UJ	<15	U		<120	U		<22	U	
		VMP-21-25-072611	7/26/2011	<13	U		<6.5	U		<5.6	U		<9	U	UJ	<3.9	U		<5	U		<39	U		<7.2	U	
		VMP-21-25-110511	11/5/2011	2.2	J		<4.1	U		<3.6	U		1.5	J		<2.5	U		2.4	J		<25	U		<4.6	U	
	33 ft	VMP-21-33-021011	2/10/2011	<11	U		<5.7	U		<5	U		<7.9	U		<3.4	U		<4.4	U		<34	U		<6.4	U	
		VMP-21-33-041411	4/14/2011	<39	UJ	UJ	<19	U		<17	U		<27	U		<12	U	UJ	8.9	J		<120	U		<21	U	
		VMP-21-33-110511	11/5/2011	0.4	J		<0.94	U		<0.81	U		0.35	J		<0.56	U		0.55	J		<5.7	U		<1	U	
VMP-22	5 ft	VMP-22-5-021111	2/11/2011	<0.25	U		<0.13	U		<0.11	U		<0.17	U		<0.076	U		<0.097	U		<0.76	U		<0.14	U	
		VMP-22-5-041811	4/18/2011	<0.12	UJ	UJ	<0.062	U		<0.054	U		<0.085	U		<0.037	U	UJ	<0.047	U		<0.37	U		<0.069	U	
		VMP-22-5-072611	7/26/2011	0.04			0.0016	J		<0.0063	J	U	<0.01	J	UJ	<0.0044	U		0.016			<0.044	J	U	<0.0081	U	
		VMP-22-5-110111	11/1/2011	0.012			<0.0041	U		<0.0036	U		<0.0057	U		<0.0025	U		0.011			<0.025	U		<0.0046	U	
	10 ft	VMP-22-10-021111	2/11/2011	<0.12	U		<0.06	U		<0.052	U		<0.083	U		<0.036	U		<0.046	U		<0.36	U		<0.066	U	
		VMP-22-10-041811	4/18/2011	<0.13	UJ	UJ	<0.064	U		<0.056	U		<0.088	U		<0.038	U	UJ	<0.049	U		<0.39	U		<0.071	U	
		VMP-22-10-072611	7/26/2011	0.016			0.001	J		0.0029	J		<0.01	J	UJ	<0.0045	U		0.013			<0.045	J	U	<0.0083	U	
		VMP-22-10-072611-Dup	7/26/2011	0.018			0.0012	J		0.0028	J		<0.012	U	UJ	<0.0052	U		0.012			<0.053	J	U	<0.0097	U	
		VMP-22-10-110211	11/2/2011	0.009			<0.0042	U		<0.0036	U		<0.0058	U		<0.0025	U		0.006			<0.025	U		<0.0047	U	
	18 ft	VMP-22-18-021111	2/11/2011	<2.1	U		<1	U		<0.9	U		<1.4	U		<0.63	U		0.34	J		<6.3	U		<1.2	U	
		VMP-22-18-041811	4/18/2011	<8.8	UJ	UJ	<4.4	U		<3.8	U		<6.1	U		<2.6	U	UJ	<3.4	U		<27	U		<4.9	U	
		VMP-22-18-072611	7/26/2011	<4.5	U		<2.3	U		<2	U		<3.1	U	UJ	<1.4	U		<1.7	U		<14	U		<2.5	U	
		VMP-22-18-110511	11/5/2011	0.0073	J		0.00027	J		<0.0039	U		<0.0062	J	U	<0.0027	U		0.012			<0.027	U		<0.005	U	
	38 ft	VMP-22-38-041811	4/18/2011	<27	UJ	UJ	<14	U		<12	U		<19	U		<8.1	U	UJ	<10	U		<82	U		<15	U	
VMP-23	5 ft	VMP-23-5-021511	2/15/2011	0.0033	J		<0.0065	U		<0.0056	U		<0.009	U		<0.0039	U		0.013			<0.039	U		<0.0072	U	
		VMP-23-5-042111	4/21/2011	0.015	J		<0.056	U		<0.49	U		<0.078	U		<0.034	U		<0.043	U		<0.34	U		<0.062	U	
		VMP-23-5-072711	7/27/2011	0.14			0.00076	J		0.0013	J		<0.009	U		<0.0039	U		0.037			<0.039	U		<0.0072	U	
		VMP-23-5-110211	11/2/2011	0.014			<0.0046	U		<0.004	U		<0.0063	U		<0.0028	U		0.0098			<0.028	U		<0.0051	U	
	10 ft	VMP-23-10-021511	2/15/2011	0.0045	J		<0.0067	J	U	<0.0058	U		0.0015	J		<0.004	U		0.0062			0.0094	J		<0.0074	U	
		VMP-23-10-042111	4/21/2011	0.012	J		<0.068	U		<0.59	U		<0.094	U		<0.041	U		0.25			<0.41	U		<0.075	U	
		VMP-23-10-072711	7/27/2011	<0.012	U		<0.0062	U		<0.0054	U		<0.0085	U		<0.0037	U		<0.0047	U		<0.037	U		<0.0069	U	
		VMP-23-10-110211	11/2/2011	0.02			<0.0045	J	U	<0.0039	U		<0.0062	U		<0.0027	U		0.014			<0.027	U		<0.005	U	
	25 ft	VMP-23-25-021511	2/15/2011	0.094			<0.0062	U		<0.0054	U		<0.0085	U		<0.0037	U		0.0011	J		<0.037	U		<0.0069	U	
		VMP-23-25-042111	4/21/2011	<0.13	U		<0.063	U		<0.55	U		<0.088	U		<0.038	U		<0.049	U		<0.38	U		<0.07	U	
		VMP-23-25-072711	7/27/2011	0.047			<0.0071	U		0.0021	J		<0.0098	U		<0.0043	U		0.016			0.012	J		<0.0079	U	
		VMP-23-25-110511	11/5/2011	0.019			<0.0045	U		<0.0039	U		<0.0062	J	U	<0.0027	U		0.015			<0.027	U		<0.005	U	

TABLE 3 CUMULATIVE SUMMARY OF SOIL VAPOR ANALYTICAL DETECTIONS AND SCREENING RESULTS: VILLAGE - VOCS

				1,1,2-Trichloroethane			Trichloroethene			Trichlorofluoromethane			1,2,4-Trimethylbenzene			1,3,5-Trimethylbenzene			2,2,4-Trimethylpentane			m,p-Xylene			o-Xylenes		
Screening Values (mg/m³)				170,000			1.5			860												130			120		
Location	Depth	Sample ID	Sample Date	Result (mg/m³)	Lab Qualifier	URS Qualifier	Result (mg/m³)	Lab Qualifier	URS Qualifier	Result (mg/m³)	Lab Qualifier	URS Qualifier	Result (mg/m³)	Lab Qualifier	URS Qualifier	Result (mg/m³)	Lab Qualifier	URS Qualifier	Result (mg/m³)	Lab Qualifier	URS Qualifier	Result (mg/m³)	Lab Qualifier	URS Qualifier	Result (mg/m³)	Lab Qualifier	URS Qualifier
VMP-18	8.5 ft	VMP-18-8.5	6/18/2010	<0.007	U		<0.007	U		0.0012	J		<0.007	U		<0.007	U		0.0084			0.0013	J		<0.006	U	
		VMP-18-8.5-090710	9/7/2010	<0.007	U		<0.0069	J	U	0.0024	J		<0.0063	J	U	<0.0063	U		0.06			0.00095	J		<0.0056	U	
		VMP-18-8.5-111910	11/19/2010	<0.0059	U		0.0022	J		<0.0061	U		<0.0053	U		<0.0053	U		0.093			<0.0047	U		<0.0047	U	
		VMP-18-8.5-020711	2/7/2011	<0.0065	U		0.0026	J		0.0011	J		0.0042	J		0.0019	J		0.1		J	0.023		J	0.0083		
		VMP-18-8.5-020711-Dup	2/7/2011	<0.0062	U		0.0019	J		0.0011	J		0.0023	J		<0.0056	U		0.032		J	0.0053		J	0.0023	J	
		VMP-18-8.5-040711	4/7/2011	<0.007	U		0.0032	J		0.001	J		<0.0063	J	U	<0.0063	U		0.022			<0.0056	J	U	<0.0056	U	
		VMP-18-8.5-072811	7/28/2011	<0.0075	U		<0.0074	U		<0.0078	U		0.0063	J		<0.0068	J	U	0.0051	J		0.007			0.0022	J	
		VMP-18-8.5-110711	11/7/2011	<0.0049	U		<0.0048	U		0.00097	J		<0.0044	J	U	<0.0044	U		<0.0042	U		<0.0039	J	U	0.00071	J	
VMP-19	5 ft	VMP-19-5	6/18/2010	<0.007	U		<0.007	U		0.00091	J		<0.006	U		<0.006	U		0.013			<0.005	U		<0.005	U	
		VMP-19-5-090110	9/1/2010	<0.007	U		<0.0069	U		0.0013	J		<0.0063	J	U	<0.0063	U		0.22	J	J	0.014		J	0.0047	J	J
		VMP-19-5-111510	11/15/2010	<0.0075	U		0.0024	J		0.0011	J		<0.0068	U		<0.0068	U		0.0054	J		<0.006	J	U	<0.006	U	
		VMP-19-5-020411	2/4/2011	<0.0066	U		0.0032	J		0.001	J		<0.0059	U		<0.0059	U		0.046			0.00044	J		<0.0052	U	
		VMP-19-5-040711	4/7/2011	<0.0074	U		0.0034	J		0.00094	J		<0.0066	U		<0.0066	U		0.054			0.0015	J		<0.0059	U	
		VMP-19-5-080911	8/9/2011	<0.0081	U		<0.008	J	U	<0.0083	J	U	<0.0073	J	U	<0.0073	J	U	0.1		J	0.011			<0.0064	J	U
		VMP-19-5-080911-Dup	8/9/2011	<0.0077	U		<0.0076	U		<0.0079	J	U	<0.0069	J	U	<0.0069	J	U	0.078		J	0.011			<0.0061	J	U
		VMP-19-5-110811	11/8/2011	<0.0053	U		<0.0053	U		<0.0055	U		<0.0048	J	U	<0.0048	U		0.0038	J		<0.0042	J	U	<0.0042	U	
VMP-20	5 ft	VMP-20-5-031411	3/14/2011	<0.0066	U		<0.0065	U		0.0015	J		0.0039	J		0.001	J		1.4			0.023			0.0066		
		VMP-20-5-041511	4/15/2011	<0.072	U		<0.071	U		<0.075	U		<0.065	U		<0.065	U		4			<0.058	U		<0.058	U	
		VMP-20-5-072511	7/25/2011	<0.0077	U		<0.0076	U		0.0017	J		<0.0069	J	U	<0.0069	U		0.0043	J		<0.0061	J	U	<0.0061	U	
		VMP-20-5-110111	11/1/2011	<0.0044	U		<0.0043	U		0.0031	J		<0.004	J	U	<0.004	U		0.0017	J		0.0078			0.0016	J	
	10 ft	VMP-20-10-031411	3/14/2011	<0.0066	U		<0.0065	U		0.0011	J		0.0046	J		0.0024	J		0.23			0.016			0.006		
		VMP-20-10-041511	4/15/2011	<0.066	U		<0.065	U		<0.068	U		<0.059	U		<0.059	U		1.1			<0.052	U		<0.052	U	
		VMP-20-10-072511	7/25/2011	<0.007	U		<0.0069	U		<0.0072	U		0.0025	J		<0.0063	U		<0.006	U		0.0038	J		<0.0056	U	
		VMP-20-10-110111	11/1/2011	<0.0047	U		<0.0046	U		0.0069			<0.0042	U		<0.0042	U		<0.004	U		<0.0037	J	U	<0.0037	U	
	25 ft	VMP-20-25-031411	3/14/2011	<0.0065	U		<0.0064	U		<0.0067	U		<0.0059	U		<0.0059	U		0.16			0.0011	J		0.00095	J	
		VMP-20-25-041511	4/15/2011	<0.075	U		<0.074	U		<0.078	U		<0.068	U		<0.068	U		1			<0.06	U		<0.06	U	
		VMP-20-25-072611	7/26/2011	<0.5	U		<0.49	U		<0.52	U		<0.45	U		<0.45	U		340			<0.4	U		<0.4	U	
		VMP-20-25-110511	11/5/2011	<0.0046	U		<0.0045	U		0.016			0.0013	J		<0.0041	U		0.11			0.0023	J		0.00094	J	
VMP-21	5 ft	VMP-21-5-020911	2/9/2011	<2.5	U		<2.5	U		<2.6	U		<2.3	U		<2.3	U		830			<2	U		<2	U	
		VMP-21-5-020911-Dup	2/9/2011	<4.3	U		<4.3	U		<4.5	U		<3.9	U		<3.9	U		660			<3.4	U		<3.4	U	
		VMP-21-5-041311	4/13/2011	<0.0072	U		<0.0071	U		0.0012	J		0.0014	J		<0.0065	U		1.6			0.0035	J		<0.0057	U	
		VMP-21-5-072511	7/25/2011	<0.0075	U		<0.0074	U		0.0013	J		<0.0068	J	U	<0.0068	U		0.0035	J		0.0045	J		0.0014	J	
		VMP-21-5-110111	11/1/2011	<0.0062	U		<0.0061	U		<0.0064	U		0.13			0.033			0.016			0.044			0.018		
	10 ft	VMP-21-10-021011	2/10/2011	<2.3	U		<2.2	U		<2.4	U		<2.1	U		<2.1	U		480			<1.8	U		<1.8	U	
		VMP-21-10-041311	4/13/2011	<0.29	U		0.17	J		<0.3	U		<0.26	U		<0.26	U		42			<0.23	U		<0.23	U	
		VMP-21-10-072511	7/25/2011	<0.016	U		<0.016	U		0.0029	J		<0.014	J	U	<0.014	U		<0.014	U		0.0033	J		<0.013	U	
		VMP-21-10-110111	11/1/2011	<0.0047	U		<0.0046	U		0.0014	J		<0.0042	U		<0.0042	U		<0.004	U		<0.0037	J	U	<0.0037	U	
	25 ft	VMP-21-25-021011	2/10/2011	<6.4	U		<6.3	U		<6.5	U		<5.7	U		<5.7	U		1700			<5	U		<5	U	
		VMP-21-25-041411	4/14/2011	<22	U		<22	U		<23	U		<20	U		<20	U		1200			<18	U		<18	U	
		VMP-21-25-041411-Dup	4/14/2011	<22	U		<22	U		<23	U		<20	U		<20	U		1200			<18	U		<18	U	
		VMP-21-25-072611	7/26/2011	<7.2	U		<7.1	U		<7.4	U		<6.5	U		<6.5	U		1500			<5.7	U		<5.7	U	
		VMP-21-25-110511	11/5/2011	<4.6	U		<4.5	U		<4.7	U		<4.1	U		<4.1	U		160			<3.6	U		<3.6	U	
	33 ft	VMP-21-33-021011	2/10/2011	<6.4	U		<6.3	U		<6.5	U		<5.7	U		<5.7	U		1800			<5	U		<5	U	
		VMP-21-33-041411	4/14/2011	<21	U		<21	U		<22	U		<19	U		<19	U		1300			6.1	J		<17	U	
		VMP-21-33-110511	11/5/2011	<1	U		<1	U		<1.1	U		<0.94	U		<0.94	U		69			<0.83	U		<0.83	U	
VMP-22	5 ft	VMP-22-5-021111	2/11/2011	<0.14	U		<0.14	U		<0.14	U		<0.13	U		<0.13	U		81			<0.11	U		<0.11	U	
		VMP-22-5-041811	4/18/2011	<0.069	U		<0.068	U		<0.071	U		<0.062	U		<0.062	U		0.22			<0.055	U		<0.055	U	
		VMP-22-5-072611	7/26/2011	<0.0081	U		<0.008	U		<0.0083	U		<0.0073	J	U	<0.0073	J	U	0.13			0.0056	J		0.002	J	
		VMP-22-5-110111	11/1/2011	<0.0046	U		<0.0045	U		<0.0047	U		<0.0041	U		<0.0041	U		0.00041	J		<0.0036	J	U	<0.0036	U	
	10 ft	VMP-22-10-021111	2/11/2011	<0.066	U		<0.066	U		<0.068	U		<0.06	U		<0.06	U		25			<0.053	U		<0.053	U	
		VMP-22-10-041811	4/18/2011	<0.071	U		<0.07	U		<0.073	U		<0.064	U		<0.064	U		0.016	J		<0.057	U		<0.057	U	
		VMP-22-10-072611	7/26/2011	<0.0083	U		<0.0081	U		<0.0085	U		<0.0074	J	U	<0.0074	J	U	0.022		J	0.0039	J		<0.0066	U	
		VMP-22-10-072611-Dup	7/26/2011	<0.0097	U		<0.0096	U		<0.01	U		<0.0088	J	U	<0.0088	U		0.051		J	0.0034	J		<0.0077	U	
		VMP-22-10-110211	11/2/2011	<0.0047	U		<0.0046	U		<0.0048	U		<0.0042	U		<0.0042	U		<0.004	U		<0.0037	J	U	<0.0037	U	
	18 ft	VMP-22-18-021111	2/11/2011	<1.2	U		<1.1	U		<1.2	U		<1	U		<1	U		480			<0.92	U		<0.92	U	
		VMP-22-18-041811	4/18/2011	<4.9	U		<4.8	U		<5	U		<4.4	U		<4.4	U		390			<3.9	U		<3.9	U	
		VMP-22-18-072611	7/26/2011	<2.5	U		<2.5	U		<2.6	U		<2.3	U		<2.3	U		340			<2	U		<2	U	
		VMP-22-18-110511	11/5/2011	<0.005	U		<0.0049	J	U	<0.0051	U		<0.0045	U		<0.0045	U		0.028			0.0017	J		<0.004	U	
	38 ft	VMP-22-38-041811	4/18/2011	<15	U		<15	U		<16	U		<14	U		<14	U		710			<12	U		<12	U	
VMP-23	5 ft	VMP-23-5-021511	2/15/2011	<0.0072	U		0.002	J		0.0011	J		<0.0065	U		<0.0065	U		0.0085			0.0046	J		0.0013	J	
		VMP-23-5-042111	4/21/2011	<0.062	U		<0.062	U		<0.064	U		<0.056	U		<0.056	U		0.016	J		0.022	J		<0.05	U	
		VMP-23-5-072711	7/27/2011	<0.0072	U		<0.0071	U		0.0017	J		0.003	J		0.00078	J		0.047			0.0064			0.0014	J	
		VMP-23-5-110211	11/2/2011	<0.0051	U		<0.005	U		<0.0052	U		<0.0046	U		<0.0046	U		0.00055	J		<0.0041	J	U	<0.0041	U	
	10 ft	VMP-23-10-021511	2/15/2011	<0.0074	U		<0.0073	J	U	0.0015	J		<0.0067	J	U	<0.0067	U		0.024			0.0086			0.0037	J	
		VMP-23-10-042111	4/21/2011	<0.075	U		<0.074	U		<0.078	U		<0.068	U		<0.068	U		1.4			0.26			0.059		
		VMP-23-10-072711	7/27/2011	<0.0069	U		<0.0068	U		<0.0071	U		<0.0062	U		<0.0062	U		<0.0059	U		<0.0055	U		<0.0055	U	
		VMP-23-10-110211	11/2/2011	<0.005	U		<0.0049	U		<0.0051	U		<0.0045	J	U	<0.0045	J	U	0.00047	J		0.0042			0.0014	J	
	25 ft	VMP-23-25-021511	2/15/2011	<0.0069	U		0.0024	J		<0.0071	U		<0.0062	U		<0.0062	U		1.3			0.00067	J		<0.0055	U	
		VMP-23-25-042111	4/21/2011	<0.07	U		<0.069	U		<0.072	U		<0.063	U		<0.063	U		2.9			<0.056	U		<0.056	U	
		VMP-23-25-072711	7/27/2011	<0.0079	U		<0.0078	U		<0.0081	U		0.004	J		0.0024	J		0.046			0.0065			0.002	J	
		VMP-23-25-110511	11/5/2011	<0.005	U		<0.0049	J	U	0.001	J		<0.0045	U		<0.0045	U		0.0022	J		0.0018	J		0.00062	J	

See last page of table for notes.

TABLE 3 CUMULATIVE SUMMARY OF SOIL VAPOR ANALYTICAL DETECTIONS AND SCREENING RESULTS: VILLAGE - VOCS

				Acetone			Benzene			Bromodichloromethane			Bromoform			Bromomethane			1,3-Butadiene			Butane			2-Butanone			Carbon disulfide		
Screening Values (mg/m³)				750,000			0.37			450,000			11			6.9									6,400			780		
Location	Depth	Sample ID	Sample Date	Result (mg/m³)	Lab Qualifier	URS Qualifier	Result (mg/m³)	Lab Qualifier	URS Qualifier	Result (mg/m³)	Lab Qualifier	URS Qualifier	Result (mg/m³)	Lab Qualifier	URS Qualifier	Result (mg/m³)	Lab Qualifier	URS Qualifier	Result (mg/m³)	Lab Qualifier	URS Qualifier	Result (mg/m³)	Lab Qualifier	URS Qualifier	Result (mg/m³)	Lab Qualifier	URS Qualifier	Result (mg/m³)	Lab Qualifier	URS Qualifier
VMP-24	5 ft	VMP-24-5-021611	2/16/2011	0.019			0.019			<0.0094	U					<0.0055	U		<0.0031	U					<0.0042	U		<0.0044	J	U
		VMP-24-5-040811	4/8/2011	<0.14	U		5			<0.1	U					<0.058	U		<0.033	U		5.6			<0.18	U		0.042	J	
		VMP-24-5-072811	7/28/2011	0.047			0.093			<0.0094	U					<0.0055	U		<0.0031	U		0.031			0.021			0.037		
		VMP-24-5-110211	11/2/2011	0.013			0.018			<0.0063	U		<0.0097	U		<0.0036	U		<0.0021	U		0.0063	J		<0.011	U		<0.012	J	U
		VMP-24-5-110211-Dup	11/2/2011	0.016			0.018			<0.0087	U		<0.013	U		<0.005	U		<0.0029	U		0.013			0.0048	J		<0.016	J	U
	10 ft	VMP-24-10-021711	2/17/2011	0.01	J		1.4			<0.009	U					<0.0052	U		<0.003	U					<0.004	U		<0.0042	J	U
		VMP-24-10-041111	4/11/2011	0.012	J		2.5			<0.017	U					<0.0098	U		<0.0056	U		0.54			<0.03	U		0.0049	J	
		VMP-24-10-072811	7/28/2011	0.048			0.11			<0.0092	U					<0.0054	U		<0.003	U		<0.013	U		0.023			0.0037	J	
		VMP-24-10-110211	11/2/2011	0.015			0.002	J		<0.0055	U		<0.0085	U		<0.0032	U		<0.0018	U		<0.0078	U		0.0069	J		<0.01	J	U
	22 ft	VMP-24-22-021711	2/17/2011	0.0064	J		0.95			<0.009	U					<0.0052	U		<0.003	U					<0.004	U		<0.0042	J	U
		VMP-24-22-041111	4/11/2011	0.011	J		0.013			<0.0084	U					<0.0049	U		<0.0028	U		<0.012	U		<0.015	U		0.00074	J	
		VMP-24-22-072811	7/28/2011	0.022			0.047			<0.0084	U					<0.0049	U		<0.0028	U		<0.012	U		0.012	J		0.003	J	
		VMP-24-22-072811-Dup	7/28/2011	0.015			0.046			<0.0097	U					<0.0056	U		<0.0032	U		<0.014	U		0.007	J		0.0028	J	
		VMP-24-22-110611	11/6/2011	0.018			0.01			<0.0059	U		<0.009	J	U	<0.0034	U		<0.0019	U		<0.0083	U		0.0033	J		<0.011	J	U
	34 ft	VMP-24-34-021711	2/17/2011	0.014			0.0084			<0.009	U					<0.0052	U		<0.003	U					0.0025	J		<0.0042	J	U
		VMP-24-34-041111	4/11/2011	0.014			0.0072			<0.0081	U					<0.0047	U		<0.0027	U		0.0031	J		<0.014	U		<0.015	U	
		VMP-24-34-072811	7/28/2011	0.031			0.077			<0.0071	U					<0.0041	U		<0.0024	U		<0.01	U		0.012	J		0.0042	J	
		VMP-24-34-110611	11/6/2011	0.025			0.0095			<0.0046	U		<0.007	J	U	<0.0026	U		<0.0015	U		0.0033	J		0.016			<0.0085	J	U

TABLE 3 CUMULATIVE SUMMARY OF SOIL VAPOR ANALYTICAL DETECTIONS AND SCREENING RESULTS: VILLAGE - VOCS

				Carbon tetrachloride			Chlorobenzene			Chlorodibromomethane			Chloroethane			Chloroform			Chloromethane			alpha-Chlorotoluene			Cyclohexane			1,2-Dibromoethane		
Screening Values (mg/m³)				0.21			69			47,000						0.11												0.011		
Location	Depth	Sample ID	Sample Date	Result (mg/m³)	Lab Qualifier	URS Qualifier	Result (mg/m³)	Lab Qualifier	URS Qualifier	Result (mg/m³)	Lab Qualifier	URS Qualifier	Result (mg/m³)	Lab Qualifier	URS Qualifier	Result (mg/m³)	Lab Qualifier	URS Qualifier	Result (mg/m³)	Lab Qualifier	URS Qualifier	Result (mg/m³)	Lab Qualifier	URS Qualifier	Result (mg/m³)	Lab Qualifier	URS Qualifier	Result (mg/m³)	Lab Qualifier	URS Qualifier
VMP-24	5 ft	VMP-24-5-021611	2/16/2011	<0.0089	U		<0.0065	U		<0.012	U		<0.0037	U		<0.0069	U		<0.012	U		<0.0073	U		0.0032	J		<0.011	U	
		VMP-24-5-040811	4/8/2011	<0.095	U		<0.069	U		<0.13	U		<0.16	U		<0.073	U		<0.12	U		<0.078	U		0.71			<0.12	U	
		VMP-24-5-072811	7/28/2011	<0.0089	U		<0.0065	U		<0.012	U		<0.015	U		<0.0069	U		0.0049	J		<0.0073	U		0.004	J		0.0024	J	
		VMP-24-5-110211	11/2/2011	<0.0059	U		<0.0043	U		<0.008	U		<0.0099	U		<0.0046	U		<0.0077	U		<0.0048	U		<0.0032	U		<0.0072	U	
		VMP-24-5-110211-Dup	11/2/2011	<0.0082	U		<0.006	U		<0.011	U		<0.014	U		<0.0063	U		<0.011	U		<0.0067	U		<0.0045	U		<0.01	U	
	10 ft	VMP-24-10-021711	2/17/2011	<0.0085	U		<0.0062	U		<0.011	U		<0.0035	U		<0.0066	U		<0.011	U		<0.007	U		0.11			<0.01	U	
		VMP-24-10-041111	4/11/2011	<0.016	U		<0.012	U		<0.021	U		<0.026	U		<0.012	U		<0.021	U		<0.013	U		0.15			<0.019	U	
		VMP-24-10-072811	7/28/2011	<0.0087	U		<0.0064	U		<0.012	U		<0.014	U		<0.0067	U		<0.011	U		<0.0071	U		0.0016	J		0.0015	J	
		VMP-24-10-110211	11/2/2011	<0.0052	U		<0.0038	U		<0.007	U		<0.0086	U		<0.004	U		0.0016	J		<0.0042	U		<0.0028	U		<0.0063	U	
	22 ft	VMP-24-22-021711	2/17/2011	<0.0085	U		<0.0062	U		<0.011	U		<0.0035	U		<0.0066	U		<0.011	U		<0.007	U		0.067			<0.01	U	
		VMP-24-22-041111	4/11/2011	<0.0079	U		<0.0058	U		<0.011	U		<0.013	U		<0.0062	U		0.0039	J		<0.0065	U		<0.0043	U		<0.0097	U	
		VMP-24-22-072811	7/28/2011	<0.0079	U		<0.0058	U		<0.011	U		<0.013	U		<0.0062	U		<0.01	U		<0.0065	U		<0.0043	U		0.0016	J	
		VMP-24-22-072811-Dup	7/28/2011	<0.0091	U		<0.0066	U		<0.012	U		<0.015	U		<0.007	U		<0.012	U		<0.0075	U		<0.005	U		<0.011	U	
		VMP-24-22-110611	11/6/2011	<0.0055	U		<0.004	J	U	<0.0074	U		<0.0092	U		<0.0043	J	U	<0.0072	U		<0.0045	U		0.0011	J		<0.0067	U	
	34 ft	VMP-24-34-021711	2/17/2011	<0.0085	U		<0.0062	U		<0.011	U		<0.0035	U		<0.0066	U		0.0036	J		<0.007	U		0.0024	J		<0.01	U	
		VMP-24-34-041111	4/11/2011	<0.0076	U		<0.0056	U		0.0027	J		<0.013	U		0.00071	J		<0.01	U		<0.0063	U		0.0018	J		<0.0093	U	
		VMP-24-34-072811	7/28/2011	<0.0067	U		<0.0049	U		<0.0091	U		<0.011	U		<0.0052	U		<0.0088	U		<0.0055	U		0.00092	J		<0.0082	U	
		VMP-24-34-110611	11/6/2011	<0.0043	U		<0.0031	J	U	<0.0058	U		<0.0072	U		<0.0033	U		<0.0056	U		<0.0035	U		0.0009	J		<0.0052	U	

TABLE 3 CUMULATIVE SUMMARY OF SOIL VAPOR ANALYTICAL DETECTIONS AND SCREENING RESULTS: VILLAGE - VOCS

				1,2-Dichlorobenzene			1,3-Dichlorobenzene			1,4-Dichlorobenzene			1,1-Dichloroethane			1,2-Dichloroethane			1,1-Dichloroethene			cis-1,2-Dichloroethene			Dichlorodifluoromethane		
Screening Values (mg/m³)				290						1,200			690			0.099			240			1,100,000					
Location	Depth	Sample ID	Sample Date	Result (mg/m³)	Lab Qualifier	URS Qualifier	Result (mg/m³)	Lab Qualifier	URS Qualifier	Result (mg/m³)	Lab Qualifier	URS Qualifier	Result (mg/m³)	Lab Qualifier	URS Qualifier	Result (mg/m³)	Lab Qualifier	URS Qualifier	Result (mg/m³)	Lab Qualifier	URS Qualifier	Result (mg/m³)	Lab Qualifier	URS Qualifier	Result (mg/m³)	Lab Qualifier	URS Qualifier
VMP-24	5 ft	VMP-24-5-021611	2/16/2011	<0.0085	J	U	<0.0085	J	U	<0.0085	J	U	<0.0057	U		<0.0057	U		<0.0056	U		<0.0056	U		0.0017	J	
		VMP-24-5-040811	4/8/2011	<0.09	U		<0.09	U		<0.09	U		<0.061	U		<0.061	U		<0.06	U		<0.06	U		<0.074	U	
		VMP-24-5-072811	7/28/2011	0.0021	J		0.0027	J		0.0036	J		<0.0057	U		<0.0057	U		<0.0056	U		<0.0056	U		0.002	J	
		VMP-24-5-110211	11/2/2011	<0.0056	U		<0.0056	U		<0.0056	U		<0.0038	U		<0.0038	U		<0.0037	U		<0.0037	U		0.0024	J	
		VMP-24-5-110211-Dup	11/2/2011	<0.0078	U		<0.0078	U		<0.0078	J	U	<0.0053	U		<0.0053	U		<0.0052	U		<0.0052	U		0.0023	J	
	10 ft	VMP-24-10-021711	2/17/2011	<0.0081	U		<0.0081	U		<0.0081	U		<0.0054	U		<0.0054	U		<0.0053	U		<0.0053	U		0.0025	J	
		VMP-24-10-041111	4/11/2011	<0.015	U		<0.015	U		<0.015	U		<0.01	U		<0.01	U		<0.01	U		<0.01	U		0.0013	J	
		VMP-24-10-072811	7/28/2011	0.0014	J		<0.0083	U		0.0023	J		<0.0056	U		<0.0056	U		<0.0055	U		<0.0055	U		0.0019	J	
		VMP-24-10-110211	11/2/2011	<0.0049	U		<0.0049	U		<0.0049	U		<0.0033	U		<0.0033	U		<0.0032	U		<0.0032	U		0.0022	J	
	22 ft	VMP-24-22-021711	2/17/2011	<0.0081	U		<0.0081	U		<0.0081	U		<0.0054	U		<0.0054	U		<0.0053	U		<0.0053	U		0.0026	J	
		VMP-24-22-041111	4/11/2011	<0.0076	U		<0.0076	U		<0.0076	U		<0.0051	U		<0.0051	U		<0.005	U		<0.005	U		0.0032	J	
		VMP-24-22-072811	7/28/2011	0.001	J		<0.0076	U		0.0016	J		<0.0051	U		<0.0051	U		<0.005	U		<0.005	U		0.0024	J	
		VMP-24-22-072811-Dup	7/28/2011	0.001	J		<0.0087	U		0.002	J		<0.0058	U		<0.0058	U		<0.0057	U		<0.0057	U		0.0019	J	
		VMP-24-22-110611	11/6/2011	<0.0053	U		<0.0053	U		<0.0053	U		<0.0035	U		<0.0035	U		<0.0035	U		<0.0035	U		0.0029	J	
	34 ft	VMP-24-34-021711	2/17/2011	<0.0081	U		<0.0081	U		<0.0081	U		<0.0054	U		<0.0054	U		<0.0053	U		<0.0053	U		0.0022	J	
		VMP-24-34-041111	4/11/2011	<0.0073	U		<0.0073	U		<0.0073	U		<0.0049	U		<0.0049	U		<0.0048	U		<0.0048	U		0.0021	J	
		VMP-24-34-072811	7/28/2011	<0.0064	U		<0.0064	U		0.0015	J		<0.0043	U		<0.0043	U		<0.0042	U		<0.0042	U		0.0016	J	
		VMP-24-34-110611	11/6/2011	<0.0041	U		<0.0041	U		<0.0041	U		<0.0028	U		<0.0028	U		<0.0027	U		<0.0027	U		0.0028	J	

TABLE 3 CUMULATIVE SUMMARY OF SOIL VAPOR ANALYTICAL DETECTIONS AND SCREENING RESULTS: VILLAGE - VOCS

				Dichloromethane (Methylene chloride)			1,2-Dichloropropane			trans-1,3-Dichloropropene			1,4-Dioxane			Ethanol			Ethylbenzene			4-Ethyltoluene			Freon 113		
Screening Values (mg/m³)				5.6			0.062			0.9			0.22						1,400								
Location	Depth	Sample ID	Sample Date	Result (mg/m³)	Lab Qualifier	URS Qualifier	Result (mg/m³)	Lab Qualifier	URS Qualifier	Result (mg/m³)	Lab Qualifier	URS Qualifier	Result (mg/m³)	Lab Qualifier	URS Qualifier	Result (mg/m³)	Lab Qualifier	URS Qualifier	Result (mg/m³)	Lab Qualifier	URS Qualifier	Result (mg/m³)	Lab Qualifier	URS Qualifier	Result (mg/m³)	Lab Qualifier	URS Qualifier
VMP-24	5 ft	VMP-24-5-021611	2/16/2011	0.0018	J		<0.0065	U		<0.0064	U		<0.02	U		0.0093	J	J	<0.0061	U		<0.0069	U		<0.011	U	
		VMP-24-5-040811	4/8/2011	0.011	J		<0.07	U		<0.068	U		<0.22	U		<0.11	U		<0.065	U		<0.074	U		<0.12	U	
		VMP-24-5-072811	7/28/2011	<0.0049	U		<0.0065	U		<0.0064	U		<0.02	U		0.04			0.0035	J		0.0043	J		<0.011	U	
		VMP-24-5-110211	11/2/2011	<0.0032	J	U	<0.0043	U		<0.0042	U		<0.013	U		0.016			0.0013	J		<0.0046	J	U	<0.0072	U	
		VMP-24-5-110211-Dup	11/2/2011	0.0034	J		<0.006	U		<0.0059	U		<0.019	U		0.017			0.0015	J		0.0068			<0.01	U	
	10 ft	VMP-24-10-021711	2/17/2011	<0.0047	U		<0.0062	U		<0.0061	U		<0.019	U		0.024	J	J	0.0028	J		<0.0066	U		<0.01	U	
		VMP-24-10-041111	4/11/2011	0.0022	J		<0.012	U		<0.011	U		<0.036	U		0.0097	J		<0.011	U		<0.012	U		<0.019	U	
		VMP-24-10-072811	7/28/2011	0.0062			<0.0064	U		0.002	J		<0.02	U		0.059			0.0026	J		0.0032	J		<0.01	U	
		VMP-24-10-110211	11/2/2011	<0.0028	J	U	<0.0038	U		<0.0037	U		<0.012	U		0.0081			<0.0036	U		<0.004	J	U	<0.0063	U	
	22 ft	VMP-24-22-021711	2/17/2011	<0.0047	U		<0.0062	U		<0.0061	U		<0.019	U		0.024	J	J	0.0059			0.0026	J		<0.01	U	
		VMP-24-22-041111	4/11/2011	0.0023	J		<0.0058	U		<0.0057	U		<0.018	U		<0.0095	J	U	<0.0055	U		<0.0062	U		<0.0096	U	
		VMP-24-22-072811	7/28/2011	<0.0044	U		<0.0058	U		<0.0057	U		<0.018	U		0.034			0.0013	J		0.0019	J		<0.0096	U	
		VMP-24-22-072811-Dup	7/28/2011	<0.005	U		<0.0067	U		<0.0066	U		<0.021	U		0.028			0.0015	J		<0.0071	U		<0.011	U	
		VMP-24-22-110611	11/6/2011	0.0082			<0.004	U		<0.004	U		<0.013	U		0.031			0.001	J		0.00058	J		<0.0067	U	
	34 ft	VMP-24-34-021711	2/17/2011	<0.0047	U		<0.0062	U		<0.0061	U		<0.019	U		0.032	J	J	<0.0058	U		<0.0066	U		<0.01	U	
		VMP-24-34-041111	4/11/2011	0.004	J		<0.0056	U		<0.0055	U		<0.017	U		0.011			<0.0052	U		<0.0059	U		<0.0093	U	
		VMP-24-34-072811	7/28/2011	0.0018	J		<0.0049	U		<0.0048	U		<0.015	U		0.034			0.0017	J		0.002	J		<0.0082	U	
		VMP-24-34-110611	11/6/2011	0.0023	J		<0.0031	U		<0.0031	U		<0.0098	U		0.038			0.0011	J		0.0013	J		<0.0052	U	

TABLE 3 CUMULATIVE SUMMARY OF SOIL VAPOR ANALYTICAL DETECTIONS AND SCREENING RESULTS: VILLAGE - VOCS

				Heptane			Hexachlorobutadiene			Hexane			2-Hexanone (Methyl N-Butyl Ketone)			Isopentane			Isopropylbenzene (Cumene)			4-Methyl-2-pentanone (Methyl Isobutyl Ketone)			Methyl tert-Butyl Ether (MTBE)		
Screening Values (mg/m³)																			600						3,400		
Location	Depth	Sample ID	Sample Date	Result (mg/m³)	Lab Qualifier	URS Qualifier	Result (mg/m³)	Lab Qualifier	URS Qualifier	Result (mg/m³)	Lab Qualifier	URS Qualifier	Result (mg/m³)	Lab Qualifier	URS Qualifier	Result (mg/m³)	Lab Qualifier	URS Qualifier	Result (mg/m³)	Lab Qualifier	URS Qualifier	Result (mg/m³)	Lab Qualifier	URS Qualifier	Result (mg/m³)	Lab Qualifier	URS Qualifier
VMP-24	5 ft	VMP-24-5-021611	2/16/2011	0.004	J		<0.06	U		0.0099			<0.023	U					<0.0069	J	U	<0.0058	U		<0.0051	U	
		VMP-24-5-040811	4/8/2011	0.18			<0.64	U		0.94			<0.25	U		11			<0.074	U		<0.062	U		<0.054	U	
		VMP-24-5-072811	7/28/2011	0.0054	J		<0.06	U		0.011			0.0051	J		0.063			0.029			0.071			<0.0051	U	
		VMP-24-5-110211	11/2/2011	0.0017	J		<0.04	U		0.0038			0.00092	J		0.0077	J		0.0058			0.024		J	<0.0034	U	
		VMP-24-5-110211-Dup	11/2/2011	<0.0053	U		<0.055	U		0.0069			<0.021	U		0.015	J		0.0061	J		0.012		J	<0.0047	U	
	10 ft	VMP-24-10-021711	2/17/2011	<0.0055	U		<0.057	U		0.18			<0.022	U					<0.0066	J	U	<0.0055	U		<0.0048	U	
		VMP-24-10-041111	4/11/2011	0.055			<0.11	U		0.19			<0.041	U		1			<0.012	U		<0.01	U		0.00079	J	
		VMP-24-10-072811	7/28/2011	0.0039	J		<0.059	U		0.0031	J		0.0047	J		0.046			0.033			0.1			<0.005	U	
		VMP-24-10-110211	11/2/2011	<0.0034	U		<0.035	U		<0.0029	U		0.0013	J		<0.0097	U		<0.0044		U	0.028			<0.003	U	
	22 ft	VMP-24-22-021711	2/17/2011	0.053			<0.057	U		0.11			<0.022	U					<0.0066	J	U	<0.0055	U		<0.0048	U	
		VMP-24-22-041111	4/11/2011	<0.0052	U		<0.054	U		0.0018	J		<0.021	U		0.0062	J		<0.0062	U		<0.0052	U		<0.0045	U	
		VMP-24-22-072811	7/28/2011	<0.0052	U		<0.054	U		0.00091	J		<0.021	U		<0.015	U		0.019			0.042			<0.0045	U	
		VMP-24-22-072811-Dup	7/28/2011	<0.0059	U		<0.062	U		0.00098	J		<0.024	U		<0.017	U		0.018			0.041			<0.0052	U	
		VMP-24-22-110611	11/6/2011	0.0021	J		<0.037	U		0.0027	J		<0.014	U		0.08			0.0028	J		0.021			<0.0032	U	
	34 ft	VMP-24-34-021711	2/17/2011	0.0022	J		<0.057	U		0.0018	J		<0.022	U					<0.0066	U		<0.0055	U		<0.0048	U	
		VMP-24-34-041111	4/11/2011	<0.005	U		<0.052	U		0.0016	J		<0.02	U		0.0049	J		<0.0059	U		<0.005	U		0.00059	J	
		VMP-24-34-072811	7/28/2011	0.0016	J		<0.045	U		0.0019	J		<0.017	U		<0.012	U		0.016			0.053			<0.0038	U	
		VMP-24-34-110611	11/6/2011	0.0017	J		<0.029	U		<0.0024		U	0.00049	J		0.012			0.0016	J		0.012			<0.0024	U	

TABLE 3 CUMULATIVE SUMMARY OF SOIL VAPOR ANALYTICAL DETECTIONS AND SCREENING RESULTS: VILLAGE - VOCS

				2-Propanol			n-Propylbenzene			Styrene			Tetrachloroethene			Tetrahydrofuran			Toluene			1,2,4-Trichlorobenzene			1,1,1-Trichloroethane (Methyl chloroform)		
Screening Values (mg/m³)										1,400			0.55						6,200			11			6,600		
Location	Depth	Sample ID	Sample Date	Result (mg/m³)	Lab Qualifier	URS Qualifier	Result (mg/m³)	Lab Qualifier	URS Qualifier	Result (mg/m³)	Lab Qualifier	URS Qualifier	Result (mg/m³)	Lab Qualifier	URS Qualifier	Result (mg/m³)	Lab Qualifier	URS Qualifier	Result (mg/m³)	Lab Qualifier	URS Qualifier	Result (mg/m³)	Lab Qualifier	URS Qualifier	Result (mg/m³)	Lab Qualifier	URS Qualifier
VMP-24	5 ft	VMP-24-5-021611	2/16/2011	0.0033	J		<0.0069	J	U	<0.006	U		<0.0096	U		<0.0042	U		<0.0053	J	U	<0.042	J	U	<0.0077	U	
		VMP-24-5-040811	4/8/2011	<0.15	U		<0.074	U		<0.064	U		<0.1	U		<0.044	U		<0.057	U		<0.45	U		<0.082	U	
		VMP-24-5-072811	7/28/2011	0.019			0.0014	J		0.0018	J		<0.0096	U		<0.0042	U		0.045			0.0082	J		<0.0077	U	
		VMP-24-5-110211	11/2/2011	0.0072	J		<0.0046	J	U	<0.004	U		<0.0063	U		<0.0028	U		0.0068			<0.028	U		<0.0051	U	
		VMP-24-5-110211-Dup	11/2/2011	0.017			<0.0064	J	U	<0.0055	U		<0.0088	U		<0.0038	U		0.0069			<0.038	U		<0.0071	U	
	10 ft	VMP-24-10-021711	2/17/2011	0.0065	J		<0.0066	J	U	<0.0057	U		<0.0091	U		<0.004	U		<0.0051	J	U	<0.04	U		<0.0073	U	
		VMP-24-10-041111	4/11/2011	<0.025	U		<0.012	U		<0.011	U		0.0033	J		<0.0074	U		0.0025	J		<0.075	U		<0.014	U	
		VMP-24-10-072811	7/28/2011	0.038			0.0011	J		0.0019	J		<0.0094	U		<0.0041	U		0.024			0.0052	J		<0.0075	U	
		VMP-24-10-110211	11/2/2011	0.011			<0.004	U		<0.0035	U		<0.0056	U		<0.0024	U		0.012			<0.024	U		<0.0045	U	
	22 ft	VMP-24-22-021711	2/17/2011	0.0063	J		<0.0066	J	U	<0.0057	U		0.0014	J		<0.004	U		0.0049	J		<0.04	U		<0.0073	U	
		VMP-24-22-041111	4/11/2011	<0.012	U		<0.0062	U		<0.0054	U		0.0025	J		<0.0037	U		<0.0047	U		<0.037	U		<0.0069	U	
		VMP-24-22-072811	7/28/2011	0.014			0.00067	J		0.0014	J		<0.0085	U		<0.0037	U		0.006			0.0039	J		<0.0069	U	
		VMP-24-22-072811-Dup	7/28/2011	0.014			0.00064	J		0.0013	J		<0.0098	U		0.0042			0.009			<0.043	U		<0.0079	U	
		VMP-24-22-110611	11/6/2011	0.02			<0.0043	U		0.00052	J		<0.0059	J	U	<0.0026	U		0.011			<0.026	U		<0.0048	U	
	34 ft	VMP-24-34-021711	2/17/2011	0.0026	J		<0.0066	U		<0.0057	U		<0.0091	U		0.0014	J		<0.0051	J	U	<0.04	U		<0.0073	U	
		VMP-24-34-041111	4/11/2011	0.0052	J		<0.0059	U		<0.0052	U		0.0021	J		<0.0036	U		0.00092	J		<0.036	U		<0.0066	U	
		VMP-24-34-072811	7/28/2011	0.02			0.00058	J		0.0015	J		<0.0072	U		<0.0031	U		0.0081			<0.032	U		<0.0058	U	
		VMP-24-34-110611	11/6/2011	0.017			0.00035	J		<0.0029	U		<0.0046	J	U	0.002	J		0.027			<0.02	U		<0.0037	U	

TABLE 3 CUMULATIVE SUMMARY OF SOIL VAPOR ANALYTICAL DETECTIONS AND SCREENING RESULTS: VILLAGE - VOCS

				1,1,2-Trichloroethane			Trichloroethene			Trichlorofluoromethane			1,2,4-Trimethylbenzene			1,3,5-Trimethylbenzene			2,2,4-Trimethylpentane			m,p-Xylene			o-Xylenes		
Screening Values (mg/m³)				170,000			1.5			860												130			120		
Location	Depth	Sample ID	Sample Date	Result (mg/m³)	Lab Qualifier	URS Qualifier	Result (mg/m³)	Lab Qualifier	URS Qualifier	Result (mg/m³)	Lab Qualifier	URS Qualifier	Result (mg/m³)	Lab Qualifier	URS Qualifier	Result (mg/m³)	Lab Qualifier	URS Qualifier	Result (mg/m³)	Lab Qualifier	URS Qualifier	Result (mg/m³)	Lab Qualifier	URS Qualifier	Result (mg/m³)	Lab Qualifier	URS Qualifier
VMP-24	5 ft	VMP-24-5-021611	2/16/2011	<0.0077	U		<0.0076	U		<0.0079	U		<0.0069	J	U	<0.0069	J	U	0.011			<0.0061	J	U	<0.0061	J	U
		VMP-24-5-040811	4/8/2011	<0.082	U		<0.081	U		<0.084	U		<0.074	U		<0.074	U		0.48			<0.065	U		<0.065	U	
		VMP-24-5-072811	7/28/2011	<0.0077	U		<0.0076	U		0.0016	J		0.0052	J		0.0019	J		0.012			0.0099			0.004	J	
		VMP-24-5-110211	11/2/2011	<0.0051	U		<0.005	U		0.0016	J		<0.0046	J	U	<0.0046	J	U	0.0017	J		0.0031	J		<0.0041	U	
		VMP-24-5-110211-Dup	11/2/2011	<0.0071	U		<0.007	U		<0.0073	U		0.0073			<0.0064	J	U	0.0083			0.0046	J		0.0026	J	
	10 ft	VMP-24-10-021711	2/17/2011	<0.0073	U		<0.0072	U		0.0019	J		<0.0066	J	U	<0.0066	U		1.2			<0.0058	J	U	<0.0058	U	
		VMP-24-10-041111	4/11/2011	<0.014	U		0.0037	J		<0.014	U		<0.012	U		<0.012	U		0.12			<0.011	J	U	<0.011	U	
		VMP-24-10-072811	7/28/2011	<0.0075	U		<0.0074	U		0.0027	J		0.0033	J		0.0014	J		0.002	J		0.0062			0.0015	J	
		VMP-24-10-110211	11/2/2011	<0.0045	U		<0.0044	U		0.0017	J		<0.004	J	U	<0.004	U		0.00052	J		<0.0036	J	U	<0.0036	U	
	22 ft	VMP-24-22-021711	2/17/2011	<0.0073	U		<0.0072	U		0.0018	J		<0.0066	J	U	<0.0066	U		0.54			0.0084			0.003	J	
		VMP-24-22-041111	4/11/2011	<0.0069	U		<0.0068	J	U	0.0022	J		<0.0062	U		<0.0062	U		0.00094	J		<0.0055	U		<0.0055	U	
		VMP-24-22-072811	7/28/2011	<0.0069	U		<0.0068	U		0.0019	J		0.0026	J		0.0011	J		0.00081	J		0.0041	J		0.0014	J	
		VMP-24-22-072811-Dup	7/28/2011	<0.0079	U		<0.0078	U		0.002	J		0.0027	J		0.00076	J		0.0014	J		0.0039	J		0.0012	J	
		VMP-24-22-110611	11/6/2011	<0.0048	U		<0.0047	J	U	0.0015	J		<0.0043	U		<0.0043	U		0.01			0.0022	J		0.00069	J	
	34 ft	VMP-24-34-021711	2/17/2011	<0.0073	U		<0.0072	U		0.0022	J		<0.0066	U		<0.0066	U		0.024			<0.0058	U		<0.0058	U	
		VMP-24-34-041111	4/11/2011	<0.0066	U		0.003	J		0.0021	J		<0.0059	U		<0.0059	U		0.0012	J		<0.0052	U		<0.0052	U	
		VMP-24-34-072811	7/28/2011	<0.0058	U		<0.0057	U		0.0016	J		0.0025	J		0.0008	J		0.0035	J		0.004	J		0.0016	J	
		VMP-24-34-110611	11/6/2011	<0.0037	U		<0.0036	J	U	0.0016	J		<0.0033	U		0.00036	J		0.0088			0.0028	J		0.0012	J	

Notes

Lab Qualifiers

J = Estimated value; results between the MDL and RL

U = Compound analyzed for but not detected above the RL

E = Exceeds instrument calibration range

B = Compound present in laboratory blank greater than reporting limit

URS Qualifiers

J = Estimated detection

UJ = Estimated non-detect

U = Non-detect due to blank conta

= Values highlighted in yellow reflect exceedances of the screening criteria

= Values highlighted in light yellow reflect previous quarters' exceedanced of the screening criteria.

= Values highlighted in light gray reflect results from previous quarters

TABLE 4 CUMULATIVE SUMMARY OF SOIL VAPOR ANALYTICAL DETECTIONS AND SCREENING RESULTS:PUBLIC WORKS YARD AND WRR - VOCS

				Acetone			Benzene			Bromodichloromethane			Bromoform			Bromomethane			1,3-Butadiene			Butane			2-Butanone			Carbon disulfide		
Screening Critiera (mg/m³)				750,000			2.8			450,000			52			42									40,000			5,300		
Location	Depth	Sample ID	Sample Date	Result (mg/m³)	Lab Qualifier	URS Qualifier	Result (mg/m³)	Lab Qualifier	URS Qualifier	Result (mg/m³)	Lab Qualifier	URS Qualifier	Result (mg/m³)	Lab Qualifier	URS Qualifier	Result (mg/m³)	Lab Qualifier	URS Qualifier	Result (mg/m³)	Lab Qualifier	URS Qualifier	Result (mg/m³)	Lab Qualifier	URS Qualifier	Result (mg/m³)	Lab Qualifier	URS Qualifier	Result (mg/m³)	Lab Qualifier	URS Qualifier
VMP-10	5 ft	VMP-10-5	11/11/2009	0.033			0.02			<0.007	U					<0.004	U		<0.002	U					0.0032			<0.003	U	
		VMP-10-5-090710	9/7/2010	0.024			0.1			<0.0088	U					0.0024	J		<0.0029	U					0.004			0.01		
		VMP-10-5-111810	11/17/2010	0.0074	J		0.00098	J		0.0015	J					<0.0047	U		<0.0027	U					0.002	J		<0.0038	U	
		VMP-10-5-021011	2/10/2011	<0.011	U		<0.0038	U		<0.008	U					<0.0046	U		<0.0026	U					<0.0035	U		<0.0037	U	
		VMP-10-5-040511	4/5/2011	0.035			0.38			<0.0074	U					<0.0043	U		<0.0024	U		0.013			0.0082	J		<0.014	U	
		VMP-10-5-072911	7/29/2011	0.13			0.07			<0.009	U					<0.0052	U		<0.003	U		<0.013	U		0.016	J		0.0079	J	
		VMP-10-5-110411	11/4/2011	0.018			0.0033			<0.0046	U		<0.0072	U		<0.0027	U		<0.0015	U		<0.0066	U		0.0071	J		<0.0086	U	
	10 ft	VMP-10-10	11/11/2009	<0.011	U		<0.003	U		<0.007	U					<0.004	U		<0.002	U					<0.003	U		<0.003	U	
		VMP-10-10-090710	9/7/2010	0.023			0.075			<0.0088	U					<0.0051	U		<0.0029	U					0.0033	J		0.04		
		VMP-10-10-111810	11/17/2010	0.01	J		0.001	J		0.0023	J					<0.005	U		<0.0028	U					0.0018	J		<0.004	U	
		VMP-10-10-021111	2/11/2011	0.011			0.0011	J		<0.0068	U					<0.0039	U		<0.0022	U					0.0081			<0.0031	U	
		VMP-10-10-040611	4/6/2011	0.0084	J		0.067			<0.0088	U					<0.0051	U		<0.0029	U		0.0086	J		0.0015	J		0.0014	J	
		VMP-10-10-072911	7/29/2011	0.061			0.072			<0.0092	U					<0.0054	U		<0.003	U		<0.013	U		0.023			0.0088	J	
		VMP-10-10-110411	11/4/2011	0.012		J	0.0063			<0.006	J	U	<0.0092	J	U	<0.0035	U		<0.002	U		<0.0085	U		0.0045	J		<0.011	J	U
		VMP-10-10-110411-Dup	11/4/2011	0.051		J	0.0067			<0.006	U		<0.0092	J	U	<0.0035	U		<0.002	U		<0.0085	U		0.01	J		<0.011	J	U
	20 ft	VMP-10-20	11/11/2009	0.014			<0.003	U		<0.007	U					<0.004	U		<0.002	U					<0.003	U		<0.003	U	
		VMP-10-20-D	11/11/2009	0.026			<0.003	U		<0.008	U					<0.004	U		<0.002	U					0.0058			<0.003	U	
		VMP-10-20-090710	9/7/2010	0.036			0.039		J	<0.0092	U					<0.0054	U		<0.003	U					0.0058			0.0021	J	
		VMP-10-20-090710-Dup	9/7/2010	0.029			0.019		J	<0.0086	U					<0.005	U		<0.0028	U					0.0046			0.0034	J	
		VMP-10-20-111810	11/17/2010	0.0093	J	J	<0.0078	U		0.0042	J					<0.0095	U		<0.0054	U					<0.0072	U		<0.0076	U	
		VMP-10-20-111810-Dup	11/17/2010	0.14		J	0.0017	J		0.0017	J					<0.0048	U		<0.0027	U					0.0014	J		<0.0038	U	
		VMP-10-20-021111	2/11/2011	0.0092	J		0.02			<0.0082	U					<0.0047	U		<0.0027	U					<0.0036	U		<0.0038	U	
		VMP-10-20-040611	4/6/2011	0.05			0.18			<0.0098	U					<0.0057	U		<0.0032	U		0.022			0.096			<0.018	J	U
		VMP-10-20-072911	7/29/2011	0.055			0.12			<0.0091	U					<0.0053	U		<0.003	U		<0.013	U		0.016			<0.017	U	
		VMP-10-20-110411	11/4/2011	0.014			0.0042			<0.006	U		<0.0092	J	U	<0.0035	U		<0.002	U		0.0064	J		0.007	J		<0.011	J	U
	30 ft	VMP-10-30	11/13/2009	<0.012	U		0.19			<0.008	U					<0.004	U		<0.002	U					<0.003	U		<0.003	U	
VMP-11	5 ft	VMP-11-5	11/17/2009	<0.085	U		4.9			<0.06	U					<0.035	U		<0.02	U					<0.026	U		<0.028	U	
		VMP-11-5-090710	9/7/2010	0.036			0.014			<0.0083	U					<0.0048	U		<0.0027	U					0.0048			0.0021	J	
		VMP-11-5-112210	11/22/2010	0.015			0.00089	J		<0.0086	U					<0.005	U		<0.0028	U					0.0034	J		<0.004	J	U
		VMP-11-5-021111	2/11/2011	0.018			0.0023	J		<0.0076	U					<0.0044	U		<0.0025	U					0.0028	J		<0.0036	U	
		VMP-11-5-040611	4/6/2011	0.02	J		8.9			<0.072	U					<0.042	U		<0.024	U		0.86			<0.13	U		0.0088	J	
		VMP-11-5-080711	8/7/2011	0.065	J		0.1			<0.1	U					<0.058	U		<0.033	U		<0.14	U		<0.18	U		<0.046	U	
		VMP-11-5-111111	11/11/2011	0.0078	J		0.016			<0.02	U		<0.03	U		<0.011	U		<0.0065	U		0.74			<0.035	U		<0.036	U	
	8 ft	VMP-11-8	11/17/2009	0.04			0.46			<0.008	U					<0.004	U		<0.002	U					0.0069			<0.003	U	
		VMP-11-8-080910	9/8/2010	0.017			0.024			<0.0086	U					<0.005	U		<0.0028	U					0.0023	J		<0.0049		U
		VMP-11-8-112210	11/22/2010	0.014			0.0017	J		<0.0086	U					<0.005	U		<0.0028	U					<0.0038	U		<0.004	J	U
		VMP-11-8-021111	2/11/2011	0.0085	J		0.03			<0.0084	U					<0.0048	U		<0.0028	U					<0.0037	U		<0.0039	U	
		VMP-11-8-021111-Dup	2/11/2011	0.0066	J		0.014			<0.0079	U					<0.0046	U		<0.0026	U					<0.0035	U		<0.0036	U	
		VMP-11-8-040611	4/6/2011	<0.053	U		6.2			<0.037	U					<0.022	U		<0.012	U		0.23			<0.065	U		<0.069	U	
		VMP-11-8-040611-Dup	4/6/2011	0.018	J		5.5			<0.032	U					<0.019	U		<0.011	U		0.17			<0.057	U		0.0041	J	
		VMP-11-8-080711	8/7/2011	0.057	J		0.33			<0.1	U					<0.058	U		<0.033	U		<0.14	U		0.028	J		<0.046	U	
		VMP-11-8-111411	11/14/2011	0.019			0.7			<0.0059	U		<0.0091	U		<0.0034	U		<0.0019	U		0.042			0.0052	J		0.0037	J	
	29 ft	VMP-11-29	11/18/2009	<81	U		8600			<57	U					<33	U		<19	U					<25	U		<26	U	
		VMP-11-29-090810	9/8/2010	<0.31	U		120			<0.22	U					<0.12	U		<0.071	U					<0.095	U		<0.1	U	
		VMP-11-29-112210	11/22/2010	<4.4	U		460			<3.1	U					<1.8	U		<1	U					<1.4	U		<1.4	U	
		VMP-11-29-112210-Dup	11/22/2010	<3	U		440			<2.1	U					<1.2	U		<0.71	U					<0.94	U		<1	U	
		VMP-11-29-021411	2/14/2011	0.01	J		0.0042			<0.0084	U					<0.0048	U		<0.0028	U					<0.0037	U		<0.0039	U	
		VMP-11-29-040611	4/6/2011	0.023	J		9.4			<0.063	U					<0.037	U		<0.021	U		0.26			<0.11	U		0.0075	J	
		VMP-11-29-082511	8/25/2011	0.018			0.0039	J		<0.0092	U					<0.0054	U		<0.003	U		<0.013	U		0.0069	J		<0.017	U	
		VMP-11-29-082511-Dup	8/25/2011	0.023			0.0039	J		<0.0092	U					<0.0054	U		<0.003	U		<0.013	U		0.0062	J		<0.017	U	
		VMP-11-29-111411	11/14/2011	0.015			0.009			<0.0059	U		<0.009	U		<0.0034	U		<0.0019	U		<0.0083	U		0.003	J		<0.011	U	
	38 ft	VMP-11-38	11/18/2009	<230	U		31000			<160	U					<96	U		<54	U					<73	U		<77	U	
VMP-12	5 ft	VMP-12-5	11/13/2009	<30	U		7500			<21	U					<12	U		<7	U					<9.3	U		<9.8	U	
		VMP-12-5-090310	9/3/2010	<13	U		230			<9	U					<5.2	U		<3	U					<4	U		<4.2	U	
		VMP-12-5-120310	12/3/2010	<130	U		16000			<89	U					<52	U		<29	U					<39	U		<41	U	
		VMP-12-5-021511	2/15/2011	<5.8	U		80			<4.1	U					<2.4	U		<1.3	U					<1.8	U		<1.9	U	
		VMP-12-5-041911	4/19/2011	17	J		5.8	J		<30	U					<17	U		<9.9	U		3200			<53	U		<14	U	
		VMP-12-5-080411	8/4/2011	<11	U		200			<7.7	U					<4.5	U		<2.6	U		2800			<14	U		<3.6	U	
		VMP-12-5-111611	11/16/2011	<0.0077	U		0.9			<0.0055	U		<0.0084	U		<0.0032	U		<0.0018	U		0.098			0.0017	J		0.0055	J	
	11.5 ft	VMP-12-11.5	11/13/2009	<52	U		8400			<37	U					<21	U		<12	U					<16	U		<17	U	
		VMP-12-11.5-090310	9/3/2010	<16	U		4100			<12	U					<6.7	U		<3.8	U					<5.1	U		<5.4	U	
		VMP-12-11.5-120310	12/3/2010	<14	U		2000			<10	U					<5.8	U		<3.3	U					<4.4	U		<4.6	U	
		VMP-12-11.5-021511	2/15/2011	<13	U		1600			<9	U					<5.2	U		<3	U					<4	U		<4.2	U	
		VMP-12-11.5-021511-Dup	2/15/2011	<11	U		1300			<7.7	U					<4.5	U		<2.6	U					<3.4	U		<3.6	U	
		VMP-12-11.5-041911	4/19/2011	15	J		810			<27	U					<16	U		<8.9	U		4300			<48	U		<12	U	
		VMP-12-11.5-080411	8/4/2011	<13	U		1200			<9.4	U					<5.5	U		<3.1	U		1500			<17	U		<4.4	U	
		VMP-12-11.5-111611	11/16/2011	<0.11	U		4.6			<0.075	U		<0.12	U		<0.044	U		<0.025	U		2.8			<0.13	U		<0.14	U	
	25 ft	VMP-12-25	11/13/2009	<110	U		18000			<76	U					<44	U		<25	U					<33	U		<35	U	
		VMP-12-25-090310	9/3/2010	<21	U		14000			<15	U					<8.5	U		<4.9	U					<6.5	U		<6.8	U	
		VMP-12-25-120310	12/3/2010	<1	U		3.8			<0.73	U					<0.42	U		<0.24	U					<0.32	U		<0.34	U	
		VMP-12-25-021511	2/15/2011	6.9	J		7600			<18	U					<10	U		<5.9	U					<7.8	U		<8.3	U	
		VMP-12-25-041911	4/19/2011	27	J		8300			<29	U					<17	U		<9.6	U		3500			<51	U		<14	U	
		VMP-12-25-080411	8/4/2011	<26	U		3500			<18	U					<11	U		<6.1	U		4000			<32	U		<8.6	U	
		VMP-12-25-111611	11/16/2011	<30	U		2600			<21	U		<32	U		<12	U		<6.9	U		3400			7.8	J		23	J	
	39 ft	VMP-12-39	11/13/2009	<110	U		26000			<79	U					<46	U		<26	U					<35	U		<37	U	
		VMP-12-39-041911	4/19/2011	24	J		10000			<28	U					<16	U		<9.3	U		3200			<50	U		<13	U	

TABLE 4 CUMULATIVE SUMMARY OF SOIL VAPOR ANALYTICAL DETECTIONS AND SCREENING RESULTS:PUBLIC WORKS YARD AND WRR - VOCS

				Carbon tetrachloride			Chlorobenzene			Chlorodibromomethane			Chloroethane			Chloroform			Chloromethane			alpha-Chlorotoluene			Cyclohexane			1,2-Dibromoethane		
Screening Critiera (mg/m³)				1.5			420			57,000						0.92												0.06		
Location	Depth	Sample ID	Sample Date	Result (mg/m³)	Lab Qualifier	URS Qualifier	Result (mg/m³)	Lab Qualifier	URS Qualifier	Result (mg/m³)	Lab Qualifier	URS Qualifier	Result (mg/m³)	Lab Qualifier	URS Qualifier	Result (mg/m³)	Lab Qualifier	URS Qualifier	Result (mg/m³)	Lab Qualifier	URS Qualifier	Result (mg/m³)	Lab Qualifier	URS Qualifier	Result (mg/m³)	Lab Qualifier	URS Qualifier	Result (mg/m³)	Lab Qualifier	URS Qualifier
VMP-10	5 ft	VMP-10-5	11/11/2009	<0.006	U		<0.005	U		<0.009	U		<0.002	U		<0.005	U		<0.009	U		<0.005	U		<0.003	U		<0.008	U	
		VMP-10-5-090710	9/7/2010	<0.0083	U		<0.0061	U		<0.011	U		<0.0035	U		<0.0064	U		<0.011	U		<0.0068	U		0.0092			<0.01	U	
		VMP-10-5-111810	11/17/2010	0.001	J		<0.0056	U		<0.01	U		<0.0032	U		<0.0059	U		<0.01	U		<0.0063	U		0.0048			<0.0093	U	
		VMP-10-5-021011	2/10/2011	<0.0075	U		<0.0055	U		<0.01	U		<0.0031	U		<0.0058	U		<0.0098	U		<0.0062	U		0.023			<0.0091	U	
		VMP-10-5-040511	4/5/2011	<0.0069	U		<0.0051	U		<0.0094	U		<0.012	U		<0.0054	U		<0.0091	U		<0.0057	U		0.0053			<0.0084	U	
		VMP-10-5-072911	7/29/2011	<0.0084	U		<0.0062	U		<0.011	U		<0.014	U		<0.0065	U		<0.011	U		<0.0069	U		<0.0046	U		<0.01	U	
		VMP-10-5-110411	11/4/2011	<0.0044	U		<0.0032	U		<0.0059	U		<0.0073	U		<0.0034	U		<0.0057	U		<0.0036	U		<0.0024	U		<0.0053	U	
	10 ft	VMP-10-10	11/11/2009	<0.007	U		<0.005	U		<0.009	U		<0.003	U		<0.005	U		<0.009	U		<0.005	U		<0.003	U		<0.008	U	
		VMP-10-10-090710	9/7/2010	<0.0083	U		<0.0061	U		<0.011	U		<0.0035	U		<0.0064	U		<0.011	U		<0.0068	U		0.0052			<0.01	U	
		VMP-10-10-111810	11/17/2010	0.0012	J		<0.0059	U		<0.011	U		<0.0034	U		<0.0063	U		<0.011	U		<0.0067	U		0.0053			<0.0099	U	
		VMP-10-10-021111	2/11/2011	<0.0064	U		<0.0046	U		<0.0086	U		<0.0027	U		<0.0049	U		<0.0083	U		<0.0052	U		0.0034	J		<0.0078	U	
		VMP-10-10-040611	4/6/2011	<0.0083	U		<0.0061	J	U	0.0024	J		<0.014	U		<0.0064	U		<0.011	U		<0.0068	J	U	0.0021	J		<0.01	J	U
		VMP-10-10-072911	7/29/2011	<0.0087	U		<0.0064	U		<0.012	U		<0.014	U		<0.0067	U		0.0018	J		<0.0071	U		0.0019	J		<0.011	U	
		VMP-10-10-110411	11/4/2011	<0.0056	U		<0.0041	J	U	<0.0076	U		<0.0094	U		<0.0044	U		<0.0074	U		<0.0046	U		<0.0031	U		<0.0069	U	
		VMP-10-10-110411-Dup	11/4/2011	<0.0056	U		<0.0041	J	U	<0.0076	J	U	<0.0094	U		<0.0044	U		<0.0074	U		<0.0046	U		<0.0031	U		<0.0069	U	
	20 ft	VMP-10-20	11/11/2009	<0.007	U		<0.005	U		<0.009	U		<0.003	U		<0.005	U		<0.009	U		<0.005	U		<0.003	U		<0.008	U	
		VMP-10-20-D	11/11/2009	<0.007	U		<0.005	U		<0.01	U		<0.003	U		<0.006	U		<0.01	U		<0.006	U		<0.004	U		<0.009	U	
		VMP-10-20-090710	9/7/2010	<0.0087	U		<0.0064	U		<0.012	U		<0.0036	U		<0.0067	U		<0.011	U		<0.0071	U		0.0035	J		<0.011	U	
		VMP-10-20-090710-Dup	9/7/2010	<0.0081	U		<0.0059	U		<0.011	U		<0.0034	U		<0.0063	U		<0.011	U		<0.0067	U		0.002	J		<0.0099	U	
		VMP-10-20-111810	11/17/2010	<0.015	U		<0.011	U		<0.021	U		<0.0064	U		0.0017	J		<0.02	U		<0.013	U		0.0025	J		<0.019	U	
		VMP-10-20-111810-Dup	11/17/2010	<0.0078	U		<0.0057	U		<0.01	U		<0.0032	U		0.0014	J		<0.01	U		<0.0064	U		0.0056			<0.0095	U	
		VMP-10-20-021111	2/11/2011	<0.0077	U		<0.0056	U		<0.01	U		<0.0032	U		<0.006	U		<0.01	U		<0.0063	U		0.0027	J		<0.0094	U	
		VMP-10-20-040611	4/6/2011	<0.0092	U		<0.0068	J	U	<0.012	U		<0.016	U		<0.0072	U		<0.012	U		<0.0076	J	U	0.0034	J		<0.011	U	
		VMP-10-20-072911	7/29/2011	<0.0086	U		<0.0063	U		<0.012	U		<0.014	U		<0.0067	U		<0.011	U		<0.0071	U		<0.0047	U		<0.01	U	
		VMP-10-20-110411	11/4/2011	<0.0056	U		<0.0041	J	U	<0.0076	U		<0.0094	U		<0.0044	U		<0.0074	U		<0.0046	U		<0.0031	U		<0.0069	U	
	30 ft	VMP-10-30	11/13/2009	<0.007	U		<0.005	U		<0.01	U		<0.003	U		0.016			<0.01	U		<0.006	U		<0.004	U		<0.009	U	
VMP-11	5 ft	VMP-11-5	11/17/2009	<0.056	U		<0.041	U		<0.076	U		<0.024	U		<0.044	U		<0.074	U		<0.046	U		<0.031	U		<0.069	U	
		VMP-11-5-090710	9/7/2010	<0.0078	U		<0.0057	U		<0.01	U		<0.0032	U		0.0019	J		<0.01	U		<0.0064	U		0.0012	J		<0.0095	U	
		VMP-11-5-112210	11/22/2010	<0.0081	U		<0.0059	U		<0.011	U		<0.0034	U		0.0039	J		<0.011	U		<0.0067	U		<0.0044	U		<0.0099	U	
		VMP-11-5-021111	2/11/2011	<0.0072	U		<0.0052	U		<0.0097	U		<0.003	U		0.0025	J		<0.0094	U		<0.0059	U		0.0089			<0.0088	U	
		VMP-11-5-040611	4/6/2011	<0.068	U		<0.05	U		<0.092	U		<0.11	U		<0.053	U		0.055	J		<0.056	U		0.082			<0.083	U	
		VMP-11-5-080711	8/7/2011	<0.093	U		<0.068	U		<0.13	U		<0.16	U		<0.072	U		<0.12	U		<0.077	U		<0.051	U		<0.11	U	
		VMP-11-5-111111	11/11/2011	<0.018	U		<0.014	U		<0.025	U		<0.031	U		0.006	J		<0.024	U		<0.015	U		0.14			<0.022	U	
	8 ft	VMP-11-8	11/17/2009	<0.007	U		<0.005	U		<0.01	U		<0.003	U		<0.006	U		<0.01	U		<0.006	U		<0.004	U		<0.009	U	
		VMP-11-8-080910	9/8/2010	<0.0081	U		<0.0059	U		<0.011	U		<0.0034	U		0.0014	J		<0.011	U		<0.0067	U		0.00085	J		<0.0099	U	
		VMP-11-8-112210	11/22/2010	<0.0081	U		<0.0059	U		<0.011	U		<0.0034	U		<0.0063	U		<0.011	U		<0.0067	U		<0.0044	U		<0.0099	U	
		VMP-11-8-021111	2/11/2011	<0.0079	U		<0.0058	U		<0.011	U		<0.0033	U		0.0018	J		<0.01	U		<0.0065	U		0.0013	J		<0.0096	U	
		VMP-11-8-021111-Dup	2/11/2011	<0.0074	U		<0.0054	U		<0.01	U		<0.0031	U		0.0019	J		<0.0097	U		<0.0061	U		0.001	J		<0.009	U	
		VMP-11-8-040611	4/6/2011	<0.035	U		<0.026	U		<0.047	U		<0.058	U		<0.027	U		<0.046	U		<0.029	U		0.042			<0.043	U	
		VMP-11-8-040611-Dup	4/6/2011	<0.03	U		<0.022	U		<0.041	U		<0.051	U		0.0029	J		<0.04	U		<0.025	U		0.047			<0.037	U	
		VMP-11-8-080711	8/7/2011	<0.093	U		<0.068	U		<0.13	U		<0.16	U		<0.072	U		<0.12	U		<0.077	U		<0.051	U		<0.11	U	
		VMP-11-8-111411	11/14/2011	<0.0055	U		<0.004	U		<0.0075	U		<0.0093	U		0.0026	J		<0.0073	U		<0.0046	U		0.0077			<0.0068	U	
	29 ft	VMP-11-29	11/18/2009	<53	U		<39	U		<72	U		<22	U		<42	U		<70	U		<44	U		<29	U		<65	U	
		VMP-11-29-090810	9/8/2010	<0.2	U		<0.15	U		<0.27	U		<0.085	U		<0.16	U		<0.27	U		<0.17	U		0.068	J		<0.25	U	
		VMP-11-29-112210	11/22/2010	<2.9	U		<2.1	U		<3.9	U		<1.2	U		<2.2	U		<3.8	U		<2.4	U		<1.6	U		<3.5	U	
		VMP-11-29-112210-Dup	11/22/2010	<2	U		<1.5	U		<2.7	U		<0.84	U		<1.6	U		<2.6	U		<1.6	U		<1.1	U		<2.5	U	
		VMP-11-29-021411	2/14/2011	<0.0079	U		<0.0058	U		<0.011	U		<0.0033	U		0.0069			<0.01	U		<0.0065	U		0.032			<0.0096	U	
		VMP-11-29-040611	4/6/2011	<0.059	U		<0.044	U		<0.08	U		<0.1	U		<0.046	U		<0.078	U		<0.049	U		0.065			<0.073	U	
		VMP-11-29-082511	8/25/2011	<0.0087	U		<0.0064	U		<0.012	U		<0.014	U		0.013			<0.011	U		<0.0071	U		<0.0048	U		<0.011	U	
		VMP-11-29-082511-Dup	8/25/2011	<0.0087	U		<0.0064	U		<0.012	U		<0.014	U		0.013			<0.011	U		<0.0071	U		<0.0048	U		<0.011	U	
		VMP-11-29-111411	11/14/2011	<0.0055	U		<0.004	U		<0.0074	U		<0.0092	U		0.014			<0.0072	U		<0.0045	U		0.0014	J		<0.0067	U	
	38 ft	VMP-11-38	11/18/2009	<160	U		<110	U		<210	U		<65	U		<120	U		<200	U		<130	U		<85	U		<190	U	
VMP-12	5 ft	VMP-12-5	11/13/2009	<20	U		<14	U		<27	U		<8.3	U		<15	U		<26	U		<16	U		570			<24	U	
		VMP-12-5-090310	9/3/2010	<8.5	U		<6.2	U		<11	U		<3.5	U		<6.6	U		<11	U		<7	U		410			<10	U	
		VMP-12-5-120310	12/3/2010	<84	U		<61	U		<110	U		<35	U		<65	U		<110	U		<69	U		750			<100	U	
		VMP-12-5-021511	2/15/2011	<3.8	U		<2.8	U		<5.2	U		<1.6	U		<3	U		<5	U		<3.2	U		88			<4.7	U	
		VMP-12-5-041911	4/19/2011	<28	U		<20	U		<38	U		<47	U		<22	U		<37	U		<23	U		300			<34	U	
		VMP-12-5-080411	8/4/2011	<7.3	U		<5.3	U		<9.8	U		<12	U		<5.6	U		<9.5	U		<6	U		230			<8.9	U	
		VMP-12-5-111611	11/16/2011	<0.0051	U		0.0018	J		<0.0069	U		<0.0086	U		<0.004	U		<0.0067	U		<0.0042	U		0.016			<0.0063	U	
	11.5 ft	VMP-12-11.5	11/13/2009	<35	U		<25	U		<47	U		<14	U		<27	U		<45	U		<28	U		560			<42	U	
		VMP-12-11.5-090310	9/3/2010	<11	U		<7.9	U		<15	U		<4.6	U		<8.4	U		<14	U		<8.9	U		580			<13	U	
		VMP-12-11.5-120310	12/3/2010	<9.4	U		<6.9	U		<13	U		<3.9	U		<7.3	U		<12	U		<7.7	U		340			<11	U	
		VMP-12-11.5-021511	2/15/2011	<8.4	U		<6.2	U		<11	U		<3.5	U		<6.5	U		<11	U		<6.9	U		450			<10	U	
		VMP-12-11.5-021511-Dup	2/15/2011	<7.3	U		<5.3	U		<9.8	U		<3	U		<5.6	U		<9.5	U		<6	U		390			<8.9	U	
		VMP-12-11.5-041911	4/19/2011	<25	U		<19	U		<34	U		<43	U		<20	U		<33	U		<21	U		420			<31	U	
		VMP-12-11.5-080411	8/4/2011	<8.9	U		<6.5	U		<12	U		<15	U		<6.9	U		<12	U		<7.3	U		160			<11	U	
		VMP-12-11.5-111611	11/16/2011	<0.071	U		0.028	J		<0.096	U		<0.12	U		<0.055	U		<0.093	U		<0.058	U		0.28			<0.086	U	
	25 ft	VMP-12-25	11/13/2009	<71	U		<52	U		<96	U		<30	U		<55	U		<93	U		<58	U		680			<87	U	
		VMP-12-25-090310	9/3/2010	<14	U		<10	U		<19	U		<5.8	U		<11	U		<18	U		<11	U		650			<17	U	
		VMP-12-25-120310	12/3/2010	<0.68	U		<0.5	U		<0.93	U		<0.29	U		<0.53	U		<0.9	U		<0.56	U		18			<0.84	U	
		VMP-12-25-021511	2/15/2011	<17	U		<12	U		<23	U		<7	U		<13	U		<22	U		<14	U		410			<20	U	
		VMP-12-25-041911	4/19/2011	<27	U		<20	U		<37	U		<46	U		<21	U		<36	U		<22	U		430			<33	U	
		VMP-12-25-080411	8/4/2011	<17	U		<13	U		<23	U		<29	U		<13	U		<23	U		<14	U		320			<21	U	
		VMP-12-25-111611	11/16/2011	<20	U		4.8	J		<27	U		<33	U		<15	U		<26	U		<16	U		320			<24	U	
	39 ft	VMP-12-39	11/13/2009	<74	U		<54	U		<100	U		<31	U		<58	U		<98	U		<61	U		710			<91	U	
		VMP-12-39-041911	4/19/2011	<26	U		<19	U		<36	U		<44	U		<20	U		<35	U		<22	U		570			<32	U	

TABLE 4 CUMULATIVE SUMMARY OF SOIL VAPOR ANALYTICAL DETECTIONS AND SCREENING RESULTS:PUBLIC WORKS YARD AND WRR - VOCS

				1,2-Dichlorobenzene			1,3-Dichlorobenzene			1,4-Dichlorobenzene			1,1-Dichloroethane			1,2-Dichloroethane			1,1-Dichloroethene			cis-1,2-Dichloroethene			Dichlorodifluoromethane		
Screening Critiera (mg/m^3)				1,700						6,800			4,200			0.81			1,600			1,100,000					
Location	Depth	Sample ID	Sample Date	Result (mg/m^3)	Lab Qualifier	URS Qualifier	Result (mg/m^3)	Lab Qualifier	URS Qualifier	Result (mg/m^3)	Lab Qualifier	URS Qualifier	Result (mg/m^3)	Lab Qualifier	URS Qualifier	Result (mg/m^3)	Lab Qualifier	URS Qualifier	Result (mg/m^3)	Lab Qualifier	URS Qualifier	Result (mg/m^3)	Lab Qualifier	URS Qualifier	Result (mg/m^3)	Lab Qualifier	URS Qualifier
VMP-10	5 ft	VMP-10-5	11/11/2009	<0.006	U		<0.006	U		<0.006	U		<0.004	U		<0.004	U		<0.004	U		<0.004	U		<0.005	U	
		VMP-10-5-090710	9/7/2010	<0.0079	U		<0.0079	U		<0.0079	U		<0.0053	U		<0.0053	U		<0.0052	U		<0.0052	U		0.0024	J	
		VMP-10-5-111810	11/17/2010	<0.0073	U		<0.0073	U		<0.0073	U		<0.0049	U		<0.0049	U		<0.0048	U		<0.0048	U		0.0017	J	
		VMP-10-5-021011	2/10/2011	<0.0072	U		<0.0072	U		<0.0072	U		<0.0048	U		<0.0048	U		<0.0047	U		<0.0047	U		0.0024	J	
		VMP-10-5-040511	4/5/2011	<0.0066	J	U	<0.0066	U		<0.0066	J	U	<0.0044	U		<0.0044	U		<0.0044	U		<0.0044	U		0.0021	J	
		VMP-10-5-072911	7/29/2011	<0.008	U		<0.008	U		<0.008	U		<0.0054	U		<0.0054	U		<0.0053	U		<0.0053	U		0.002	J	
		VMP-10-5-110411	11/4/2011	<0.0042	U		<0.0042	U		<0.0042	U		<0.0028	U		<0.0028	U		<0.0028	U		<0.0028	U		0.0018	J	
	10 ft	VMP-10-10	11/11/2009	<0.006	U		<0.006	U		<0.006	U		<0.004	U		<0.004	U		<0.004	U		<0.004	U		<0.005	U	
		VMP-10-10-090710	9/7/2010	<0.0079	U		<0.0079	U		<0.0079	U		<0.0053	U		<0.0053	U		<0.0052	U		<0.0052	U		0.0025	J	
		VMP-10-10-111810	11/17/2010	<0.0078	U		<0.0078	U		<0.0078	U		<0.0052	U		<0.0052	U		<0.0051	U		<0.0051	U		0.0022	J	
		VMP-10-10-021111	2/11/2011	<0.0061	U		<0.0061	U		<0.0061	J	U	<0.0041	U		<0.0041	U		<0.004	U		<0.004	U		0.0015	J	
		VMP-10-10-040611	4/6/2011	<0.0079	J	U	<0.0079	J	U	<0.0079	J	U	<0.0053	U		<0.0053	U		<0.0052	U		<0.0052	J	U	0.0023	J	
		VMP-10-10-072911	7/29/2011	<0.0083	U		<0.0083	U		<0.0083	U		<0.0056	U		<0.0056	U		<0.0055	U		<0.0055	U		0.0021	J	
		VMP-10-10-110411	11/4/2011	<0.0054	U		<0.0054	U		<0.0054	U		<0.0036	U		<0.0036	U		<0.0035	U		0.0031	J		0.0026	J	
		VMP-10-10-110411-Dup	11/4/2011	<0.0054	U		<0.0054	U		<0.0054	U		<0.0036	U		<0.0036	U		<0.0035	U		0.0018	J		0.0026	J	
	20 ft	VMP-10-20	11/11/2009	<0.006	U		<0.006	U		<0.006	U		<0.004	U		<0.004	U		<0.004	U		<0.004	U		<0.005	U	
		VMP-10-20-D	11/11/2009	<0.007	U		<0.007	U		<0.007	U		<0.005	U		<0.005	U		<0.004	U		<0.004	U		<0.006	U	
		VMP-10-20-090710	9/7/2010	<0.0083	U		<0.0083	U		<0.0083	U		<0.0056	U		<0.0056	U		<0.0055	U		<0.0055	U		0.0027	J	
		VMP-10-20-090710-Dup	9/7/2010	<0.0078	U		<0.0078	U		<0.0078	U		<0.0052	U		<0.0052	U		<0.0051	U		<0.0051	U		0.0033	J	
		VMP-10-20-111810	11/17/2010	<0.015	U		<0.015	U		<0.015	U		<0.0099	U		<0.0099	U		<0.0097	U		<0.0097	U		0.0028	J	
		VMP-10-20-111810-Dup	11/17/2010	<0.0074	U		<0.0074	U		<0.0074	U		<0.005	U		<0.005	U		<0.0049	U		<0.0049	U		0.0019	J	
		VMP-10-20-021111	2/11/2011	<0.0073	U		<0.0073	U		<0.0073	U		<0.0049	U		<0.0049	U		<0.0048	U		<0.0048	U		0.002	J	
		VMP-10-20-040611	4/6/2011	<0.0088	J	U	<0.0088	J	U	<0.0088	J	U	<0.006	U		<0.0059	U		<0.0058	U		<0.0058	U		0.0021	J	
		VMP-10-20-072911	7/29/2011	<0.0082	U		<0.0082	U		<0.0082	U		<0.0055	U		<0.0055	U		<0.0054	U		<0.0054	U		0.0023	J	
		VMP-10-20-110411	11/4/2011	<0.0054	U		<0.0054	U		<0.0054	U		<0.0036	U		<0.0036	U		<0.0035	U		0.0011	J		0.0027	J	
	30 ft	VMP-10-30	11/13/2009	<0.007	U		<0.007	U		<0.007	U		<0.005	U		<0.005	U		<0.004	U		<0.004	U		<0.006	U	
VMP-11	5 ft	VMP-11-5	11/17/2009	<0.054	U		<0.054	U		<0.054	U		<0.036	U		<0.036	U		<0.035	U		<0.035	U		<0.044	U	
		VMP-11-5-090710	9/7/2010	<0.0074	U		<0.0074	U		<0.0074	U		<0.005	U		<0.005	U		<0.0049	U		<0.0049	U		0.0025	J	
		VMP-11-5-112210	11/22/2010	<0.0078	U		0.0011	J		<0.0078	U		<0.0052	U		<0.0052	U		<0.0051	U		<0.0051	U		0.0019	J	
		VMP-11-5-021111	2/11/2011	<0.0068	U		<0.0068	U		<0.0068	U		<0.0046	U		<0.0046	U		<0.0045	U		<0.0045	U		0.0029	J	
		VMP-11-5-040611	4/6/2011	<0.065	U		<0.065	U		<0.065	U		<0.044	U		<0.044	U		<0.043	U		<0.043	U		<0.053	U	
		VMP-11-5-080711	8/7/2011	<0.089	U		<0.089	U		<0.089	U		<0.06	U		<0.06	U		<0.059	U		<0.059	U		<0.073	U	
		VMP-11-5-111111	11/11/2011	<0.018	U		<0.018	U		<0.018	U		<0.012	U		<0.012	U		<0.012	U		<0.012	U		<0.014	U	
	8 ft	VMP-11-8	11/17/2009	<0.007	U		<0.007	U		<0.007	U		<0.005	U		<0.005	U		<0.004	U		<0.004	U		<0.006	U	
		VMP-11-8-080910	9/8/2010	<0.0078	U		<0.0078	U		<0.0078	U		<0.0052	U		<0.0052	U		<0.0051	U		<0.0051	U		0.0038	J	
		VMP-11-8-112210	11/22/2010	<0.0078	U		<0.0078	U		<0.0078	U		<0.0052	U		<0.0052	U		<0.0051	U		<0.0051	U		0.0022	J	
		VMP-11-8-021111	2/11/2011	<0.0075	U		<0.0075	U		<0.0075	U		<0.005	U		<0.005	U		<0.005	U		<0.005	U		0.0035	J	
		VMP-11-8-021111-Dup	2/11/2011	<0.0071	U		<0.0071	U		<0.0071	U		<0.0048	U		<0.0048	U		<0.0046	U		<0.0046	U		0.0033	J	
		VMP-11-8-040611	4/6/2011	<0.033	U		<0.033	U		<0.033	U		<0.022	U		<0.022	U		<0.022	U		<0.022	U		<0.027	U	
		VMP-11-8-040611-Dup	4/6/2011	<0.029	U		<0.029	U		<0.029	U		<0.019	U		<0.019	U		<0.019	U		<0.019	U		<0.024	U	
		VMP-11-8-080711	8/7/2011	<0.089	U		<0.089	U		<0.089	U		<0.06	U		<0.06	U		<0.059	U		<0.059	U		<0.073	U	
		VMP-11-8-111411	11/14/2011	<0.0053	U		<0.0053	U		<0.0053	U		<0.0036	U		<0.0036	U		<0.0035	U		0.0011	J		0.0025	J	
	29 ft	VMP-11-29	11/18/2009	<51	U		<51	U		<51	U		<34	U		<34	U		<34	U		<34	U		<42	U	
		VMP-11-29-090810	9/8/2010	<0.19	U		<0.19	U		<0.19	U		<0.13	U		<0.13	U		<0.13	U		<0.13	U		<0.16	U	
		VMP-11-29-112210	11/22/2010	<2.8	U		<2.8	U		<2.8	U		<1.9	U		<1.9	U		<1.8	U		<1.8	U		<2.3	U	
		VMP-11-29-112210-Dup	11/22/2010	<1.9	U		<1.9	U		<1.9	U		<1.3	U		<1.3	U		<1.3	U		<1.3	U		<1.6	U	
		VMP-11-29-021411	2/14/2011	<0.0075	U		<0.0075	U		<0.0075	U		<0.005	U		<0.005	U		<0.005	U		<0.005	U		0.0041	J	
		VMP-11-29-040611	4/6/2011	<0.057	U		<0.057	U		<0.057	U		<0.038	U		<0.038	U		<0.037	U		<0.037	U		<0.047	U	
		VMP-11-29-082511	8/25/2011	<0.0083	U		<0.0083	U		<0.0083	U		<0.0056	U		<0.0056	U		<0.0055	U		<0.0055	U		0.0023	J	
		VMP-11-29-082511-Dup	8/25/2011	<0.0083	U		<0.0083	U		<0.0083	U		<0.0056	U		<0.0056	U		<0.0055	U		<0.0055	U		0.0023	J	
		VMP-11-29-111411	11/14/2011	<0.0053	U		<0.0053	U		<0.0053	U		<0.0035	U		<0.0035	U		<0.0035	U		<0.0035	U		0.0019	J	
	38 ft	VMP-11-38	11/18/2009	<150	U		<150	U		<150	U		<100	U		<100	U		<98	U		<98	U		<120	U	
VMP-12	5 ft	VMP-12-5	11/13/2009	<19	U		<19	U		<19	U		<13	U		<13	U		<12	U		<12	U		<16	U	
		VMP-12-5-090310	9/3/2010	<8.1	U		<8.1	U		<8.1	U		<5.4	U		<5.4	U		<5.3	U		<5.3	U		<6.6	U	
		VMP-12-5-120310	12/3/2010	<80	U		<80	U		<80	U		<54	U		<54	U		<53	U		<53	U		<66	U	
		VMP-12-5-021511	2/15/2011	<3.7	U		<3.7	U		<3.7	U		<2.5	U		<2.5	U		<2.4	U		<2.4	U		<3	U	
		VMP-12-5-041911	4/19/2011	<27	U		<27	U		<27	U		<18	U		<18	U		<18	U		<18	U		<22	U	
		VMP-12-5-080411	8/4/2011	<6.9	U		<6.9	U		<6.9	U		<4.7	U		<4.7	U		<4.6	U		<4.6	U		<5.7	U	
		VMP-12-5-111611	11/16/2011	<0.0049	U		<0.0049	U		<0.0049	U		<0.0033	U		<0.0033	U		<0.0032	U		<0.0032	U		<0.004	U	UJ
	11.5 ft	VMP-12-11.5	11/13/2009	<33	U		<33	U		<33	U		<22	U		<22	U		<22	U		<22	U		<27	U	
		VMP-12-11.5-090310	9/3/2010	<10	U		<10	U		<10	U		<7	U		<7	U		<6.8	U		<6.8	U		<8.5	U	
		VMP-12-11.5-120310	12/3/2010	<9	U		<9	U		<9	U		<6	U		<6	U		<5.9	U		<5.9	U		<7.4	U	
		VMP-12-11.5-021511	2/15/2011	<8	U		<8	U		<8	U		<5.4	U		<5.4	U		<5.3	U		<5.3	U		<6.6	U	
		VMP-12-11.5-021511-Dup	2/15/2011	<6.9	U		<6.9	U		<6.9	U		<4.7	U		<4.7	U		<4.6	U		<4.6	U		<5.7	U	
		VMP-12-11.5-041911	4/19/2011	<24	U		<24	U		<24	U		<16	U		<16	U		<16	U		<16	U		<20	U	
		VMP-12-11.5-080411	8/4/2011	<8.5	U		<8.5	U		<8.5	U		<5.7	U		<5.7	U		<5.6	U		<5.6	U		<7	U	
		VMP-12-11.5-111611	11/16/2011	<0.068	U		<0.068	U		<0.068	U		<0.046	U		<0.046	U		<0.045	U		<0.045	U		<0.056	U	UJ
	25 ft	VMP-12-25	11/13/2009	<68	U		<68	U		<68	U		<46	U		<46	U		<45	U		<45	U		<56	U	
		VMP-12-25-090310	9/3/2010	<13	U		<13	U		<13	U		<8.9	U		<8.9	U		<8.7	U		<8.7	U		<11	U	
		VMP-12-25-120310	12/3/2010	<0.66	U		<0.66	U		<0.66	U		<0.44	U		<0.44	U		<0.43	U		<0.43	U		<0.54	U	
		VMP-12-25-021511	2/15/2011	<16	U		<16	U		<16	U		<11	U		<11	U		<10	U		<10	U		<13	U	
		VMP-12-25-041911	4/19/2011	<26	U		<26	U		<26	U		<18	U		<18	U		<17	U		<17	U		<21	U	
		VMP-12-25-080411	8/4/2011	<16	U		<16	U		<16	U		<11	U		<11	U		<11	U		<11	U		<14	U	
		VMP-12-25-111611	11/16/2011	<19	U		<19	U		<19	U		<13	U		11	J		<12	U		<12	U		<16	U	UJ
	39 ft	VMP-12-39	11/13/2009	<71	U		<71	U		<71	U		<48	U		<48	U		<47	U		<47	U		<59	U	
		VMP-12-39-041911	4/19/2011	<25	U		<25	U		<25	U		<17	U		<17	U		<17	U		<17	U		<21	U	

TABLE 4 CUMULATIVE SUMMARY OF SOIL VAPOR ANALYTICAL DETECTIONS AND SCREENING RESULTS:PUBLIC WORKS YARD AND WRR - VOCS

				Dichloromethane (Methylene chloride)			1,2-Dichloropropane			trans-1,3-Dichloropropene			1,4-Dioxane			Ethanol			Ethylbenzene			4-Ethyltoluene			Freon 113		
Screening Critiera (mg/m³)				45			0.46			6.2			2.3						8,300								
Location	Depth	Sample ID	Sample Date	Result (mg/m³)	Lab Qualifier	URS Qualifier	Result (mg/m³)	Lab Qualifier	URS Qualifier	Result (mg/m³)	Lab Qualifier	URS Qualifier	Result (mg/m³)	Lab Qualifier	URS Qualifier	Result (mg/m³)	Lab Qualifier	URS Qualifier	Result (mg/m³)	Lab Qualifier	URS Qualifier	Result (mg/m³)	Lab Qualifier	URS Qualifier	Result (mg/m³)	Lab Qualifier	URS Qualifier
VMP-10	5 ft	VMP-10-5	11/11/2009	<0.003	U		<0.005	U		<0.005	U		<0.016	U		0.18		J	<0.004	U		<0.005	U		<0.008	U	
		VMP-10-5-090710	9/7/2010	<0.0046	U		<0.0061	U		<0.006	U		<0.019	U		0.015			0.009			0.0072			<0.01	U	
		VMP-10-5-111810	11/17/2010	<0.0042	U		<0.0056	U		<0.0055	U		<0.017	U		0.004	J		0.0014	J		<0.0059	U		<0.0093	U	
		VMP-10-5-021011	2/10/2011	<0.0041	U		<0.0055	U		<0.0054	U		<0.017	U		<0.009	U		0.0029	J		0.0013	J		<0.0091	U	
		VMP-10-5-040511	4/5/2011	<0.0038	J	U	<0.0051	U		<0.005	U		<0.016	U		0.028			0.0018	J		0.005	J		<0.0084	U	
		VMP-10-5-072911	7/29/2011	0.00098	J		<0.0062	U		<0.0061	U		0.041			0.05			0.0012	J		<0.0066	J	U	<0.01	U	
		VMP-10-5-110411	11/4/2011	0.0014	J		<0.0032	U		<0.0032	U		<0.01	U		0.011			0.00086	J		<0.0034	J	U	<0.0053	U	
	10 ft	VMP-10-10	11/11/2009	<0.004	U		<0.005	U		<0.005	U		<0.016	U		0.046		J	<0.005	U		<0.005	U		<0.008	U	
		VMP-10-10-090710	9/7/2010	<0.0046	U		<0.0061	U		<0.006	U		0.0077	J		0.0079	J		<0.0057	U		<0.0065	U		<0.01	U	
		VMP-10-10-111810	11/17/2010	0.001	J		<0.006	U		<0.0058	U		0.0042	J		0.0096	J		0.0014	J		<0.0063	U		<0.0099	U	
		VMP-10-10-021111	2/11/2011	<0.0035	U		<0.0047	U		<0.0046	U		<0.014	U		0.1			0.0017	J		<0.005	J	U	<0.0077	U	
		VMP-10-10-040611	4/6/2011	0.016			<0.0061	U		<0.006	J	U	<0.019	U		0.013			0.00094	J		<0.0065	J	U	<0.01	U	
		VMP-10-10-072911	7/29/2011	<0.0048	J	U	<0.0064	U		<0.0063	U		0.017	J		0.029			0.0024	J		<0.0068	J	U	<0.01	U	
		VMP-10-10-110411	11/4/2011	0.002	J		<0.0041	U		<0.0041	U		0.0025	J		0.0095			0.00097	J		0.0021	J		<0.0068	U	
		VMP-10-10-110411-Dup	11/4/2011	0.002	J		0.00064	J		<0.0041	U		<0.013	U		0.016			0.00091	J		0.0019	J		<0.0068	U	
	20 ft	VMP-10-20	11/11/2009	<0.003	U		<0.005	U		<0.005	U		<0.016	U		0.036		J	<0.004	U		<0.005	U		<0.008	U	
		VMP-10-20-D	11/11/2009	<0.004	U		<0.005	U		<0.005	U		<0.018	U		0.22		J	<0.005	U		<0.006	U		<0.009	U	
		VMP-10-20-090710	9/7/2010	<0.0048	J	U	<0.0064	U		<0.0063	U		<0.02	U		0.012		J	0.002	J		<0.0068	U		<0.01	U	
		VMP-10-20-090710-Dup	9/7/2010	<0.026		U	<0.006	U		<0.0058	U		<0.018	U		0.048		J	0.0017	J		<0.0063	U		<0.0099	U	
		VMP-10-20-111810	11/17/2010	<0.0085	U		<0.011	U		<0.011	U		<0.035	U		0.0097	J		<0.011	U		<0.012	U		<0.019	U	
		VMP-10-20-111810-Dup	11/17/2010	0.0026	J		<0.0057	U		<0.0056	U		<0.018	U		0.017			0.0015	J		<0.0061	U		<0.0095	U	
		VMP-10-20-021111	2/11/2011	<0.0042	U		<0.0056	U		<0.0055	U		<0.018	U		0.018			<0.0053	U		<0.006	U		<0.0094	U	
		VMP-10-20-040611	4/6/2011	0.0068			<0.0068	U		<0.0067	J	U	<0.021	U		0.05			0.0026	J		<0.0072	J	U	<0.011	U	
		VMP-10-20-072911	7/29/2011	<0.0047	U		<0.0063	U		<0.0062	U		<0.02	U		0.062			0.0014	J		0.0013	J		<0.01	U	
		VMP-10-20-110411	11/4/2011	0.0017	J		<0.0041	U		<0.0041	U		<0.013	U		0.085			0.00094	J		0.0015	J		<0.0068	U	
	30 ft	VMP-10-30	11/13/2009	<0.004	U		<0.005	U		<0.005	U		<0.018	U		<0.009	U		<0.005	U		<0.006	U		<0.009	U	
VMP-11	5 ft	VMP-11-5	11/17/2009	<0.031	U		<0.041	U		<0.041	U		<0.13	U		<0.067	U		<0.039	U		<0.044	U		<0.068	U	
		VMP-11-5-090710	9/7/2010	<0.0043	U		<0.0057	U		<0.0056	U		<0.018	U		0.0099			0.0019	J		<0.0061	U		<0.0095	U	
		VMP-11-5-112210	11/22/2010	<0.0045	U		<0.006	U		<0.0058	U		<0.018	U		0.011			0.0021	J		<0.0063	U		<0.0099	U	
		VMP-11-5-021111	2/11/2011	0.0011	J		<0.0053	U		<0.0052	U		<0.016	U		0.017			0.0055			<0.0056	J	U	<0.0087	U	
		VMP-11-5-040611	4/6/2011	0.0086	J		<0.05	U		<0.049	U		<0.16	U		<0.081	U		<0.047	U		<0.053	U		<0.083	U	
		VMP-11-5-080711	8/7/2011	<0.052	U		<0.069	U		<0.067	U		<0.21	U		0.046	J		<0.064	U		<0.073	U		<0.11	U	
		VMP-11-5-111111	11/11/2011	<0.01	J	U	<0.014	U		<0.013	U		<0.042	U		<0.022	U		<0.013	U		<0.014	U		<0.022	U	
	8 ft	VMP-11-8	11/17/2009	<0.004	U		<0.005	U		<0.005	U		<0.018	U		0.14		J	<0.005	U		<0.006	U		<0.009	U	
		VMP-11-8-080910	9/8/2010	0.047			<0.006	U		<0.0058	U		<0.018	U		0.013			<0.0056	U		<0.0063	U		<0.0099	U	
		VMP-11-8-112210	11/22/2010	<0.0045	U		<0.006	U		<0.0058	U		<0.018	U		0.0056	J		0.0016	J		<0.0063	U		<0.0099	U	
		VMP-11-8-021111	2/11/2011	<0.0043	U		<0.0058	U		<0.0057	U		<0.018	U		0.036			<0.0054	U		<0.0061	U		<0.0096	U	
		VMP-11-8-021111-Dup	2/11/2011	<0.0041	U		<0.0054	U		<0.0053	U		<0.017	U		0.016			<0.0051	U		<0.0058	U		<0.009	U	
		VMP-11-8-040611	4/6/2011	<0.019	U		<0.026	U		<0.025	U		<0.08	U		<0.042	U		<0.024	U		<0.027	U		<0.042	U	
		VMP-11-8-040611-Dup	4/6/2011	0.0027	J		<0.022	U		<0.022	U		<0.069	U		<0.036	U		<0.021	U		<0.024	U		<0.037	U	
		VMP-11-8-080711	8/7/2011	<0.052	U		<0.069	U		<0.067	U		<0.21	U		0.14			<0.064	U		<0.073	U		<0.11	U	
		VMP-11-8-111411	11/14/2011	<0.003	J	U	<0.0041	U		<0.004	U		<0.013	U		0.043			0.0013	J		0.00086	J		<0.0067	U	
	29 ft	VMP-11-29	11/18/2009	<30	U		<39	U		<38	U		<120	U		<64	U		<37	U		<42	U		<65	U	
		VMP-11-29-090810	9/8/2010	<0.11	U		<0.15	U		<0.15	U		<0.46	U		<0.24	U		0.033	J		0.26			<0.25	U	
		VMP-11-29-112210	11/22/2010	<1.6	U		<2.1	U		<2.1	U		<6.6	U		<3.5	U		<2	U		<2.3	U		<3.5	U	
		VMP-11-29-112210-Dup	11/22/2010	<1.1	U		<1.5	U		<1.4	U		<4.6	U		<2.4	U		<1.4	U		<1.6	U		<2.4	U	
		VMP-11-29-021411	2/14/2011	<0.0043	U		<0.0058	U		<0.0057	U		<0.018	U		0.018			0.0015	J		<0.0061	J	U	<0.0096	U	
		VMP-11-29-040611	4/6/2011	<0.033	U		<0.044	U		<0.043	U		<0.14	U		<0.071	U		<0.041	U		<0.046	U		<0.072	U	
		VMP-11-29-082511	8/25/2011	0.0021	J		<0.0064	U		<0.0063	U		<0.02	U		0.013			0.0014	J		0.0017	J	J	<0.01	U	
		VMP-11-29-082511-Dup	8/25/2011	<0.0048	J	U	<0.0064	U		<0.0063	U		<0.02	U		0.016			0.0012	J		0.0018	J	J	<0.01	U	
		VMP-11-29-111411	11/14/2011	<0.003	J	U	<0.004	U		<0.004	U		<0.013	U		0.026			0.00086	J		<0.0043	U		<0.0067	U	
	38 ft	VMP-11-38	11/18/2009	<86	U		<110	U		<110	U		<360	U		<180	U		<110	U		<120	U		<190	U	
VMP-12	5 ft	VMP-12-5	11/13/2009	<11	U		<15	U		<14	U		<46	U		<24	U		<14	U		<16	U		<24	U	
		VMP-12-5-090310	9/3/2010	<4.7	U		<6.2	U		<6.1	U		<19	U		<10	U		<5.8	U		<6.6	U		<10	U	
		VMP-12-5-120310	12/3/2010	<46	U		<61	U		<60	U		<190	U		<100	U		<58	U		<65	U		<100	U	
		VMP-12-5-021511	2/15/2011	<2.1	U		<2.8	U		<2.8	U		<8.8	U		<4.6	U		<2.6	U		<3	U		<4.7	U	
		VMP-12-5-041911	4/19/2011	<16	U	UJ	<21	U		<20	U		<64	U		5.2	J		<19	U		<22	U		<34	U	
		VMP-12-5-080411	8/4/2011	<4	U		<5.3	U		<5.2	U		<17	U		<8.7	U		<5	U		<5.7	U		<8.8	U	
		VMP-12-5-111611	11/16/2011	0.0026	J		<0.0038	U		<0.0037	U		<0.012	U		0.015			0.00074	J		<0.004	U		<0.0062	U	
	11.5 ft	VMP-12-11.5	11/13/2009	<19	U		<25	U		<25	U		<79	U		<41	U		<24	U		<27	U		<42	U	
		VMP-12-11.5-090310	9/3/2010	<6	U		<8	U		<7.8	U		<25	U		<13	U		5.4	J		<8.5	U		<13	U	
		VMP-12-11.5-120310	12/3/2010	<5.2	U		<6.9	U		<6.8	U		<22	U		<11	U		<6.5	U		<7.3	U		<11	U	
		VMP-12-11.5-021511	2/15/2011	<4.6	U		<6.2	U		<6.1	U		<19	U		<10	U		<5.8	U		<6.6	U		<10	U	
		VMP-12-11.5-021511-Dup	2/15/2011	<4	U		<5.3	U		<5.2	U		<17	U		<8.7	U		<5	U		<5.7	U		<8.8	U	
		VMP-12-11.5-041911	4/19/2011	<14	U	UJ	<19	U		<18	U		<58	U		<30	U		<18	U		<20	U		<31	U	
		VMP-12-11.5-080411	8/4/2011	<4.9	U		<6.5	U		<6.4	U		<20	U		<11	U		<6.1	U		<6.9	U		<11	U	
		VMP-12-11.5-111611	11/16/2011	<0.039	U		<0.052	U		<0.051	U		<0.16	U		0.02	J		<0.049	U		<0.055	U		<0.086	U	
	25 ft	VMP-12-25	11/13/2009	<39	U		<52	U		<51	U		<160	U		<85	U		<49	U		<56	U		<87	U	
		VMP-12-25-090310	9/3/2010	<7.6	U		<10	U		<10	U		<32	U		<16	U		14			<11	U		<17	U	
		VMP-12-25-120310	12/3/2010	<0.38	U		<0.5	U		<0.49	U		<1.6	U		<0.82	U		<0.47	U		<0.54	U		<0.84	U	
		VMP-12-25-021511	2/15/2011	<9.2	U		<12	U		<12	U		<38	U		<20	U		4.1	J		<13	U		<20	U	
		VMP-12-25-041911	4/19/2011	<15	U	UJ	<20	U		<20	U		<63	U		<33	U		<19	U		<21	U		<33	U	
		VMP-12-25-080411	8/4/2011	<9.6	U		<13	U		<12	U		<40	U		<21	U		<12	U		<14	U		<21	U	
		VMP-12-25-111611	11/16/2011	9.6	J		<14	U		<14	U		<45	U		<24	U		<14	U		<15	U		<24	U	
	39 ft	VMP-12-39	11/13/2009	<41	U		<55	U		<54	U		<170	U		<89	U		71			<58	U		<91	U	
		VMP-12-39-041911	4/19/2011	<15	U	UJ	<19	U		<19	U		<61	U		<32	U		10	J		<21	U		<32	U	

TABLE 4 CUMULATIVE SUMMARY OF SOIL VAPOR ANALYTICAL DETECTIONS AND SCREENING RESULTS:PUBLIC WORKS YARD AND WRR - VOCS

				Heptane			Hexachlorobutadiene			Hexane			2-Hexanone (Methyl N-Butyl Ketone)			Isopentane			Isopropylbenzene (Cumene)			4-Methyl-2-pentanone (Methyl Isobutyl Ketone)			Methyl tert-Butyl Ether (MTBE)		
Screening Critiera (mg/m³)																			3,500						23,000		
Location	Depth	Sample ID	Sample Date	Result (mg/m³)	Lab Qualifier	URS Qualifier	Result (mg/m³)	Lab Qualifier	URS Qualifier	Result (mg/m³)	Lab Qualifier	URS Qualifier	Result (mg/m³)	Lab Qualifier	URS Qualifier	Result (mg/m³)	Lab Qualifier	URS Qualifier	Result (mg/m³)	Lab Qualifier	URS Qualifier	Result (mg/m³)	Lab Qualifier	URS Qualifier	Result (mg/m³)	Lab Qualifier	URS Qualifier
VMP-10	5 ft	VMP-10-5	11/11/2009	<0.004	U		<0.047	U		<0.003	U		<0.018	U					<0.005	U		<0.004	U		<0.004	U	
		VMP-10-5-090710	9/7/2010	0.0071			<0.056	U		0.015			<0.022	U					0.002	J		0.0016	J		<0.0048	U	
		VMP-10-5-111810	11/17/2010	0.012			<0.052	U		0.0072			<0.02	U					<0.0059	U		<0.005	U		0.00036	J	
		VMP-10-5-021011	2/10/2011	0.044			<0.051	U		0.11			<0.019	U					<0.0058	U		<0.0049	U		<0.0043	U	
		VMP-10-5-040511	4/5/2011	0.0051			<0.047	U		0.0066			<0.018	U		0.017			0.013			0.039			0.00036	J	
		VMP-10-5-072911	7/29/2011	<0.0055	U		<0.057	U		0.0036	J		<0.022	J	U	<0.016	U		0.013			0.066			<0.0048	U	
		VMP-10-5-110411	11/4/2011	<0.0028	U		<0.03	U		0.00062	J		0.00065	J		<0.0082	U		0.0046			0.026			<0.0025	U	
	10 ft	VMP-10-10	11/11/2009	<0.004	U		<0.049	U		<0.004	U		<0.019	U					<0.005	U		<0.004	U		<0.004	U	
		VMP-10-10-090710	9/7/2010	0.0017	J		<0.056	U		0.0016	J		<0.022	U					<0.0065	U		0.0012	J		<0.0048	U	
		VMP-10-10-111810	11/17/2010	0.01			<0.055	U		0.0096			<0.021	U					<0.0063	U		<0.0053	U		0.00046	J	
		VMP-10-10-021111	2/11/2011	0.006			<0.043	U		0.0049			<0.016	U					<0.005	U		<0.0041	U		<0.0036	U	
		VMP-10-10-040611	4/6/2011	0.0022	J		<0.056	J	U	0.0068			<0.022	U		0.014	J		<0.0065	U		<0.0054	U		<0.0048	U	
		VMP-10-10-072911	7/29/2011	0.0027	J		<0.059	U		0.0025	J		0.0032	J		<0.016	U		0.023			0.13			<0.005	U	
		VMP-10-10-110411	11/4/2011	0.0009	J		<0.038	U		<0.0032	J	U	0.00081	J		<0.01	U		0.0061			0.018			<0.0032	U	
		VMP-10-10-110411-Dup	11/4/2011	0.0018	J		<0.038	U		<0.0032	J	U	0.0018	J		<0.01	U		0.0056			0.016			<0.0032	U	
	20 ft	VMP-10-20	11/11/2009	0.0049			<0.048	U		0.0068			<0.018	U					<0.005	U		<0.004	U		<0.004	U	
		VMP-10-20-D	11/11/2009	<0.005	U		<0.053	U		<0.004	U		<0.02	U					<0.006	U		<0.005	U		<0.004	U	
		VMP-10-20-090710	9/7/2010	0.0037	J		<0.059	U		0.0061			<0.023	U					<0.0068	U		0.00098	J		<0.005	U	
		VMP-10-20-090710-Dup	9/7/2010	0.0025	J		<0.055	U		0.0043	J		<0.021	U					<0.0063	U		0.00096	J		<0.0046	U	
		VMP-10-20-111810	11/17/2010	0.0048	J		<0.1	U		0.0049	J		<0.04	U					<0.012	U		<0.01	U		0.0012	J	
		VMP-10-20-111810-Dup	11/17/2010	0.013			<0.053	U		0.0097			<0.02	U					<0.0061	U		<0.005	U		0.00047	J	
		VMP-10-20-021111	2/11/2011	0.0056			<0.052	U		0.0043			<0.02	U					<0.006	U		<0.005	U		<0.0044	U	
		VMP-10-20-040611	4/6/2011	0.0036	J		<0.063	J	U	0.0084			<0.024	U		0.027			0.029			0.1			<0.0053	U	
		VMP-10-20-072911	7/29/2011	<0.0056	U		<0.058	U		0.003	J		<0.022	J	U	<0.016	U		0.023			0.075			<0.0049	U	
		VMP-10-20-110411	11/4/2011	0.002	J		<0.038	U		0.0033			0.00087	J		0.0043	J		0.0057			0.031			<0.0032	U	
	30 ft	VMP-10-30	11/13/2009	<0.005	U		<0.053	U		0.0052			<0.02	U					<0.006	U		<0.005	U		<0.004	U	
VMP-11	5 ft	VMP-11-5	11/17/2009	<0.037	U		<0.38	U		<0.032	U		<0.15	U					<0.044	U		<0.037	U		<0.032	U	
		VMP-11-5-090710	9/7/2010	0.001	J		<0.053	U		<0.0044	U		<0.02	U					<0.0061	U		0.00085	J		<0.0044	U	
		VMP-11-5-112210	11/22/2010	0.0013	J		<0.055	U		0.0018	J		<0.021	U					<0.0063	U		<0.0053	U		<0.0046	U	
		VMP-11-5-021111	2/11/2011	0.018			<0.049	U		0.028			<0.019	U					<0.0056	U		0.0015	J		<0.0041	U	
		VMP-11-5-040611	4/6/2011	0.042	J		<0.46	U		0.28			<0.18	U		1.1			<0.053	U		<0.044	U		<0.039	U	
		VMP-11-5-080711	8/7/2011	<0.061	U		<0.63	U		<0.052	U		<0.24	U		0.019	J		0.06	J		0.16			<0.054	U	
		VMP-11-5-111111	11/11/2011	0.084			<0.12	U		0.25			<0.048	U		1.4			0.0024	J		0.024			<0.01	U	
	8 ft	VMP-11-8	11/17/2009	<0.005	U		<0.053	U		<0.004	U		<0.02	U					<0.006	U		<0.005	U		<0.004	U	
		VMP-11-8-080910	9/8/2010	0.0016	J		<0.055	U		0.0034	J		<0.021	U					<0.0063	U		<0.0053	U		<0.0046	U	
		VMP-11-8-112210	11/22/2010	0.00074	J		<0.055	U		<0.0045	U		<0.021	U					<0.0063	U		<0.0053	U		<0.0046	U	
		VMP-11-8-021111	2/11/2011	0.0033	J		<0.053	U		0.003	J		<0.02	U					<0.0061	U		<0.0051	U		<0.0045	U	
		VMP-11-8-021111-Dup	2/11/2011	0.0017	J		<0.05	U		0.0016	J		<0.019	U					<0.0058	U		<0.0048	U		<0.0042	U	
		VMP-11-8-040611	4/6/2011	0.035			<0.24	U		<0.02	U	UJ	<0.091	U		0.38			<0.027	U		<0.023	U		<0.02	U	
		VMP-11-8-040611-Dup	4/6/2011	0.025			<0.2	U		0.12		J	<0.079	U		0.29			<0.024	U		<0.02	U		<0.017	U	
		VMP-11-8-080711	8/7/2011	<0.061	U		<0.63	U		<0.052	U		<0.24	U		<0.18	U		0.046	J		0.14			<0.054	U	
		VMP-11-8-111411	11/14/2011	0.005			<0.038	U		0.016			<0.014	U		0.078			0.0044			0.038			<0.0032	U	
	29 ft	VMP-11-29	11/18/2009	<35	U		<360	U		<30	U		<140	U					<42	U		<35	U		<31	U	
		VMP-11-29-090810	9/8/2010	<0.13	U		<1.4	U		0.1	J		<0.53	U					<0.16	U		<0.13	U		0.053	J	
		VMP-11-29-112210	11/22/2010	<1.9	U		<20	U		<1.6	U		<7.5	U					<2.3	U		<1.9	U		<1.6	U	
		VMP-11-29-112210-Dup	11/22/2010	<1.3	U		<14	U		<1.1	U		<5.2	U					<1.6	U		<1.3	U		<1.2	U	
		VMP-11-29-021411	2/14/2011	0.0062			<0.053	U		0.042			<0.02	U					<0.0061	U		0.0013	J		0.0011	J	
		VMP-11-29-040611	4/6/2011	0.052			<0.4	U		0.25			<0.15	U		0.44			<0.046	U		<0.039	U		0.0031	J	
		VMP-11-29-082511	8/25/2011	<0.0056	U		<0.059	U		0.002	J		0.00092	J		0.004	J		0.0088			0.056			0.0012	J	
		VMP-11-29-082511-Dup	8/25/2011	<0.0056	U		<0.059	U		0.0032	J		0.00098	J		0.004	J		0.0086			0.052			0.00088	J	
		VMP-11-29-111411	11/14/2011	0.0029	J		<0.037	U		0.0023	J		<0.014	U		0.0049	J		0.0054			0.04			0.0037		
	38 ft	VMP-11-38	11/18/2009	<100	U		<1000	U		<87	U		<400	U					<120	U		<100	U		<89	U	
VMP-12	5 ft	VMP-12-5	11/13/2009	17			<130	U		200			<52	U					<16	U		<13	U		<11	U	
		VMP-12-5-090310	9/3/2010	<5.5	U		<57	U		11			<22	U					2.9	J		<5.5	U		<4.8	U	
		VMP-12-5-120310	12/3/2010	<54	U		<570	U		370			<220	U					18	J		<54	U		<48	U	
		VMP-12-5-021511	2/15/2011	<2.5	U		<26	U		9.6			<10	U					<3	U		<2.5	U		<2.2	U	
		VMP-12-5-041911	4/19/2011	<18	U		<190	U		5.1	J		<73	U		9700			<22	U		<18	U		<16	U	
		VMP-12-5-080411	8/4/2011	<4.7	U		<49	U		16			<19	U		7700			<5.7	U		<4.7	U		<4.2	U	
		VMP-12-5-111611	11/16/2011	0.0046			<0.035	U		0.036			0.00029	J		0.26			0.0019	J		0.013			<0.0029	U	
	11.5 ft	VMP-12-11.5	11/13/2009	<22	U		<230	U		230			<90	U					<27	U		<22	U		<20	U	
		VMP-12-11.5-090310	9/3/2010	4.5	J		<74	U		41			<28	U					9.1			<7.1	U		<6.2	U	
		VMP-12-11.5-120310	12/3/2010	<6.1	U		<64	U		11			<24	U					<7.3	U		<6.1	U		<5.4	U	
		VMP-12-11.5-021511	2/15/2011	<5.5	U		<57	U		18			<22	U					<6.6	U		<5.5	U		<4.8	U	
		VMP-12-11.5-021511-Dup	2/15/2011	<4.7	U		<49	U		15			<19	U					<5.7	U		<4.7	U		<4.2	U	
		VMP-12-11.5-041911	4/19/2011	<16	U		<170	U		6.9	J		<66	U		11000			<20	U		<16	U		<14	U	
		VMP-12-11.5-080411	8/4/2011	<5.8	U		<60	U		9.1			<23	U		4800			<6.9	U		<5.8	U		<5.1	U	
		VMP-12-11.5-111611	11/16/2011	<0.046	U		<0.48	U		0.054			<0.18	U		12			0.007	J		0.017	J		<0.04	U	
	25 ft	VMP-12-25	11/13/2009	220			<480	U		1200			<180	U					<56	U		<46	U		<41	U	
		VMP-12-25-090310	9/3/2010	100			<94	U		860			<36	U					20			<9	U		<7.9	U	
		VMP-12-25-120310	12/3/2010	<0.45	U		<4.6	U		0.55			<1.8	U					<0.54	U		<0.45	U		<0.39	U	
		VMP-12-25-021511	2/15/2011	32			<110	U		180			<44	U					9.2	J		<11	U		<9.6	U	
		VMP-12-25-041911	4/19/2011	10	J		<180	U		110			<71	U		8300			8.6	J		<18	U		<16	U	
		VMP-12-25-080411	8/4/2011	9.2	J		<120	U		190			<45	U		9200			<14	U		<11	U		<9.9	U	
		VMP-12-25-111611	11/16/2011	<13	U		<130	U		40			<51	U		8900			<15	U		<13	U		<11	U	
	39 ft	VMP-12-39	11/13/2009	370			<500	U		1400			<190	U					<58	U		<48	U		<43	U	
		VMP-12-39-041911	4/19/2011	180			<180	U		1200			<69	U		7800			9.7	J		<17	U		<15	U	

TABLE 4 CUMULATIVE SUMMARY OF SOIL VAPOR ANALYTICAL DETECTIONS AND SCREENING RESULTS:PUBLIC WORKS YARD AND WRR - VOCS

				2-Propanol			n-Propylbenzene			Styrene			Tetrachloroethene			Tetrahydrofuran			Toluene			1,2,4-Trichlorobenzene			1,1,1-Trichloroethane (Methyl chloroform)		
Screening Critiera (mg/m^3)										8,500			4						40,000			50			41,000		
Location	Depth	Sample ID	Sample Date	Result (mg/m^3)	Lab Qualifier	URS Qualifier	Result (mg/m^3)	Lab Qualifier	URS Qualifier	Result (mg/m^3)	Lab Qualifier	URS Qualifier	Result (mg/m^3)	Lab Qualifier	URS Qualifier	Result (mg/m^3)	Lab Qualifier	URS Qualifier	Result (mg/m^3)	Lab Qualifier	URS Qualifier	Result (mg/m^3)	Lab Qualifier	URS Qualifier	Result (mg/m^3)	Lab Qualifier	URS Qualifier
VMP-10	5 ft	VMP-10-5	11/11/2009	0.87			<0.005	U		<0.004	U		<0.007	U		<0.003	U		0.0046			<0.033	U		<0.006	U	
		VMP-10-5-090710	9/7/2010	0.02			0.0035	J		0.0029	J		0.0017	J		<0.0039	U		0.014			<0.039	U		<0.0072	U	
		VMP-10-5-111810	11/17/2010	<0.012	U		<0.0059	U		0.0024	J		<0.0082	J	U	<0.0036	U		<0.0046	U		<0.036	U		0.00085	J	
		VMP-10-5-021011	2/10/2011	0.0058	J		<0.0058	U		<0.0051	U		<0.0081	U		<0.0035	U		0.0028	J		<0.035	U		<0.0065	U	
		VMP-10-5-040511	4/5/2011	0.065			<0.0054	J	U	<0.0047	U		<0.0075	J	U	0.0062			0.0082			<0.033	J	U	<0.006	U	
		VMP-10-5-072911	7/29/2011	0.023			<0.0066	U		0.00097	J		<0.0091	U		0.0014	J		0.009			<0.04	U		<0.0073	U	
		VMP-10-5-110411	11/4/2011	0.016			<0.0034	U		<0.003	U		<0.0047	U		<0.002	U		0.011			<0.021	U		<0.0038	U	
	10 ft	VMP-10-10	11/11/2009	<0.011	U		<0.005	U		<0.004	U		<0.007	U		<0.003	U		<0.004	U		<0.034	U		<0.006	U	
		VMP-10-10-090710	9/7/2010	0.01	J		<0.0065	U		<0.0056	U		0.0024	J		<0.0039	U		0.0014	J		<0.039	U		<0.0072	U	
		VMP-10-10-111810	11/17/2010	0.018			<0.0063	U		0.0022	J		0.0026	J		0.0023	J		0.0019	J		<0.038	U		0.0013	J	
		VMP-10-10-021111	2/11/2011	0.11			<0.005	J	U	<0.0043	U		0.00083	J		0.0023	J		0.0035	J		<0.03	U		<0.0055	U	
		VMP-10-10-040611	4/6/2011	<0.013	U		<0.0065	J	U	<0.0056	U		<0.009	J	U	<0.0039	U		0.0018	J		<0.039	J	U	<0.0072	U	
		VMP-10-10-072911	7/29/2011	0.036			<0.0068	U		0.0015	J		<0.0094	U		0.002	J		0.024			<0.041	U		<0.0075	U	
		VMP-10-10-110411	11/4/2011	0.0061	J		0.00047	J		<0.0038	U		<0.0061	J	U	<0.0026	U		0.01			<0.026	U		<0.0049	U	
		VMP-10-10-110411-Dup	11/4/2011	0.0057	J		0.00049	J		<0.0038	U		<0.0061	J	U	<0.0026	U		0.01			<0.026	U		<0.0049	U	
	20 ft	VMP-10-20	11/11/2009	<0.011	U		<0.005	U		<0.004	U		<0.007	U		<0.003	U		0.0052			<0.033	U		<0.006	U	
		VMP-10-20-D	11/11/2009	<0.012	U		<0.006	U		<0.005	U		<0.008	U		<0.003	U		0.0058			<0.037	U		<0.006	U	
		VMP-10-20-090710	9/7/2010	0.023			<0.0068	U		<0.0059	U		<0.0094	U		0.0036	J		0.005	J		<0.041	U		<0.0075	U	
		VMP-10-20-090710-Dup	9/7/2010	0.033			<0.0063	U		<0.0055	U		0.0007	J		0.0042			0.0098			<0.038	U		<0.007	U	
		VMP-10-20-111810	11/17/2010	<0.024	U		<0.012	U		<0.01	U		<0.016	J	U	<0.0072	U		<0.0092	U		<0.072	U		0.0024	J	
		VMP-10-20-111810-Dup	11/17/2010	0.037			<0.0061	U		0.0025	J		<0.0084	J	U	<0.0036	U		0.0012	J		<0.037	U		0.0011	J	
		VMP-10-20-021111	2/11/2011	0.0048	J		<0.006	U		<0.0052	U		0.002	J		<0.0036	U		0.0064			<0.036	U		<0.0066	U	
		VMP-10-20-040611	4/6/2011	0.054			<0.0072	U		<0.0063	U		<0.01	J	U	<0.0043	U		0.026			<0.044	J	U	<0.008	U	
		VMP-10-20-072911	7/29/2011	0.024			<0.0067	U		0.0016	J		<0.0092	U		0.0014	J		0.014			<0.04	U		<0.0074	U	
		VMP-10-20-110411	11/4/2011	0.025			0.00042	J		0.0005	J		<0.0061	J	U	0.0023	J		0.015			<0.026	U		<0.0049	U	
	30 ft	VMP-10-30	11/13/2009	<0.012	U		<0.006	U		<0.005	U		<0.008	U		<0.003	U		<0.004	U		<0.037	U		<0.006	U	
VMP-11	5 ft	VMP-11-5	11/17/2009	<0.088	U		<0.044	U		<0.038	U		<0.061	U		<0.026	U		<0.034	U		<0.26	U		<0.049	U	
		VMP-11-5-090710	9/7/2010	<0.013		U	0.00087	J		<0.0053	U		<0.0084	U		<0.0036	U		0.003	J		<0.037	U		<0.0067	U	
		VMP-11-5-112210	11/22/2010	0.078			<0.0063	U		0.006			<0.0088	U		<0.0038	U		0.0024	J		<0.038	U		<0.007	U	
		VMP-11-5-021111	2/11/2011	0.0096	J		<0.0056	J	U	<0.0048	U		<0.0077	U		<0.0034	U		0.0069			<0.034	U		<0.0062	U	
		VMP-11-5-040611	4/6/2011	<0.11	U		<0.053	U		<0.046	U		<0.073	U		<0.032	U		0.0087	J		<0.32	U		<0.059	U	
		VMP-11-5-080711	8/7/2011	0.068	J		<0.073	U		<0.063	U		<0.1	U		<0.044	U		0.021	J		<0.44	U		<0.081	U	
		VMP-11-5-111111	11/11/2011	<0.029	U		<0.014	U		<0.012	U		<0.02	U		<0.0086	U		0.01	J		<0.087	U		<0.016	U	
	8 ft	VMP-11-8	11/17/2009	0.032			<0.006	U		<0.005	U		<0.008	U		<0.003	U		<0.004	U		<0.037	U		<0.006	U	
		VMP-11-8-080910	9/8/2010	<0.013	J	U	<0.0063	U		<0.0055	U		<0.0088	U		<0.0038	U		0.0025	J		<0.038	U		<0.007	U	
		VMP-11-8-112210	11/22/2010	0.033			<0.0063	U		0.0035	J		<0.0088	U		<0.0038	U		<0.0049	J	U	<0.038	U		<0.007	U	
		VMP-11-8-021111	2/11/2011	0.0044	J		<0.0061	U		<0.0053	U		<0.0085	U		<0.0037	U		<0.0047	U		<0.037	U		<0.0068	U	
		VMP-11-8-021111-Dup	2/11/2011	0.0062	J		<0.0058	U		<0.005	U		<0.008	U		<0.0035	U		<0.0044	U		<0.035	U		<0.0064	U	
		VMP-11-8-040611	4/6/2011	<0.054	U		<0.027	U		<0.024	U		<0.038	U		<0.016	U		<0.021	U		<0.16	U		<0.03	U	
		VMP-11-8-040611-Dup	4/6/2011	<0.047	U		<0.024	U		<0.02	U		<0.033	U		<0.014	U		0.0034	J		<0.14	U		<0.026	U	
		VMP-11-8-080711	8/7/2011	0.11	J		<0.073	U		<0.063	U		<0.1	U		<0.044	U		0.019	J		<0.44	U		<0.081	U	
		VMP-11-8-111411	11/14/2011	0.049			<0.0043	U		<0.0037	U		0.0038	J		0.0011	J		0.013			<0.026	U		<0.0048	U	
	29 ft	VMP-11-29	11/18/2009	<84	U		<42	U		<36	U		<58	U		<25	U		<32	U		<250	U		<46	U	
		VMP-11-29-090810	9/8/2010	<0.32	U		0.059	J		<0.14	U		<0.22	U		<0.095	U		<0.12	U		<0.96	U		<0.18	U	
		VMP-11-29-112210	11/22/2010	<4.5	U		<2.3	U		<2	U		<3.1	U		<1.4	U		<1.7	U		<14	U		<2.5	U	
		VMP-11-29-112210-Dup	11/22/2010	<3.2	U		<1.6	U		<1.4	U		0.69	J		<0.94	U		<1.2	U		<9.5	U		<1.7	U	
		VMP-11-29-021411	2/14/2011	0.023			<0.0061	U		<0.0053	U		0.0014	J		<0.0037	U		0.0027	J		<0.037	U		<0.0068	U	
		VMP-11-29-040611	4/6/2011	<0.093	U		<0.046	U		<0.04	U		<0.064	U		<0.028	U		<0.036	U		<0.28	U		<0.052	U	
		VMP-11-29-082511	8/25/2011	0.033			<0.0068	U		0.00098	J		<0.0094	U		<0.0041	U		0.0079			<0.041	U		<0.0075	U	
		VMP-11-29-082511-Dup	8/25/2011	0.034			<0.0068	U		0.00091	J		<0.0094	U		0.001	J		0.0071			<0.041	U		<0.0075	U	
		VMP-11-29-111411	11/14/2011	0.018			<0.0043	U		<0.0037	U		<0.0059	U		<0.0026	U		0.014			<0.026	U		<0.0048	U	
	38 ft	VMP-11-38	11/18/2009	<240	U		<120	U		<100	U		<170	U		<73	U		<93	U		<730	U		<130	U	
VMP-12	5 ft	VMP-12-5	11/13/2009	<31	U		<16	U		<13	U		<21	U		<9.3	U		<12	U		<94	U	UJ	<17	U	
		VMP-12-5-090310	9/3/2010	3.6	J		3	J		<5.7	U		<9.1	U		<4	U		1	J		<40	U		<7.3	U	
		VMP-12-5-120310	12/3/2010	<130	U		20	J		<57	U		<90	U		<39	U		<50	U		<390	U		<72	U	
		VMP-12-5-021511	2/15/2011	<6	U		<3	U		<2.6	U		<4.1	U		<1.8	U		0.74	J		<18	U		<3.3	U	
		VMP-12-5-041911	4/19/2011	<44	UJ	UJ	<22	U		<19	U		<30	U		<13	U	UJ	11	J		<130	U		<24	U	
		VMP-12-5-080411	8/4/2011	<11	U		<5.7	U		<4.9	U		<7.8	U		<3.4	U		<4.4	U		<34	U		<6.3	U	
		VMP-12-5-111611	11/16/2011	0.013			<0.004	U		<0.0035	U		<0.0055	U		<0.0024	U		0.0083			<0.024	U		<0.0044	U	
	11.5 ft	VMP-12-11.5	11/13/2009	<54	U		<27	U		<23	U		<37	U		<16	U		<21	U		<160	U	UJ	<30	U	
		VMP-12-11.5-090310	9/3/2010	2.4	J		11			<7.3	U		<12	U		<5.1	U		1.1	J		<51	U		<9.4	U	
		VMP-12-11.5-120310	12/3/2010	<15	U		<7.3	U		<6.4	U		<10	U		<4.4	U		<5.6	U		<44	U		<8.2	U	
		VMP-12-11.5-021511	2/15/2011	<13	U		2.4	J		<5.7	U		<9.1	U		<4	U		1.5	J		<40	U		<7.3	U	
		VMP-12-11.5-021511-Dup	2/15/2011	<11	U		1.9	J		<4.9	U		<7.8	U		<3.4	U		1.7	J		<34	U		<6.3	U	
		VMP-12-11.5-041911	4/19/2011	<40	UJ	UJ	<20	U		<17	U		<27	U		<12	U	UJ	<15	U		<120	U		<22	U	
		VMP-12-11.5-080411	8/4/2011	<14	U		<6.9	U		<6	U		<9.6	U		<4.2	U		<5.3	U		<42	U		<7.7	U	
		VMP-12-11.5-111611	11/16/2011	<0.11	U		<0.055	U		<0.048	U		<0.076	U		<0.033	U		0.014	J		<0.33	U		<0.061	U	
	25 ft	VMP-12-25	11/13/2009	<110	U		<56	U		<48	U		<77	U		<33	U		<42	U		<340	UJ	UJ	<62	U	
		VMP-12-25-090310	9/3/2010	<22	U		26			<9.4	U		<15	U		<6.5	U		2.9	J		<65	U		<12	U	
		VMP-12-25-120310	12/3/2010	<1.1	U		<0.54	U		<0.46	U		<0.74	U		<0.32	U		<0.41	U		<3.2	U		<0.59	U	
		VMP-12-25-021511	2/15/2011	<26	U		9.7	J		<11	U		<18	U		<7.8	U		12			<79	U		<14	U	
		VMP-12-25-041911	4/19/2011	<43	UJ	UJ	8.1	J		<18	U		<29	U		<13	U	UJ	<16	U		<130	U		<24	U	
		VMP-12-25-080411	8/4/2011	<27	U		<14	U		<12	U		<19	U		<8.1	U		<10	U		<82	U		<15	U	
		VMP-12-25-111611	11/16/2011	<31	U		<15	U		<13	U		<21	U		<9.2	U		23			<93	U		<17	U	
	39 ft	VMP-12-39	11/13/2009	<120	U		<58	U		<50	U		<80	U		<35	U		<45	U		<350	UJ	UJ	<65	U	
		VMP-12-39-041911	4/19/2011	<41	UJ	UJ	10	J		<18	U		<28	U		<12	U	UJ	<16	U		<120	U		<23	U	

TABLE 4 CUMULATIVE SUMMARY OF SOIL VAPOR ANALYTICAL DETECTIONS AND SCREENING RESULTS:PUBLIC WORKS YARD AND WRR - VOCS

				1,1,2-Trichloroethane			Trichloroethene			Trichlorofluoromethane			1,2,4-Trimethylbenzene			1,3,5-Trimethylbenzene			2,2,4-Trimethylpentane			m,p-Xylene			o-Xylenes		
Screening Critiera (mg/m^3)				170,000			12			5,600												820			790		
Location	Depth	Sample ID	Sample Date	Result (mg/m^3)	Lab Qualifier	URS Qualifier	Result (mg/m^3)	Lab Qualifier	URS Qualifier	Result (mg/m^3)	Lab Qualifier	URS Qualifier	Result (mg/m^3)	Lab Qualifier	URS Qualifier	Result (mg/m^3)	Lab Qualifier	URS Qualifier	Result (mg/m^3)	Lab Qualifier	URS Qualifier	Result (mg/m^3)	Lab Qualifier	URS Qualifier	Result (mg/m^3)	Lab Qualifier	URS Qualifier
VMP-10	5 ft	VMP-10-5	11/11/2009	<0.006	U		<0.005	U		<0.006	U		<0.005	U		<0.005	U		<0.005	U		<0.004	U		<0.004	U	
		VMP-10-5-090710	9/7/2010	<0.0072	U		<0.0071	U		0.001	J		0.007			0.0023	J		0.093			0.014			0.0065		
		VMP-10-5-111810	11/17/2010	<0.0066	U		<0.0065	J	U	0.00082	J		<0.0059	U		<0.0059	U		0.025			<0.0052	J	U	<0.0052	U	
		VMP-10-5-021011	2/10/2011	<0.0065	U		<0.0064	U		<0.0067	U		0.0013	J		<0.0058	U		0.2			0.0046	J		0.0011	J	
		VMP-10-5-040511	4/5/2011	<0.006	U		<0.0059	J	U	0.00085	J		0.0054			<0.0054	J	U	0.011			0.0058			<0.0048	J	U
		VMP-10-5-072911	7/29/2011	<0.0073	U		<0.0072	U		<0.0075	U		<0.0066	J	U	<0.0066	U		0.003	J		0.0033	J		0.00096	J	
		VMP-10-5-110411	11/4/2011	<0.0038	U		<0.0037	U		0.00084	J	J	<0.0034	J	U	<0.0034	J	U	<0.0032	U		0.0027	J		0.00085	J	
	10 ft	VMP-10-10	11/11/2009	<0.006	U		<0.006	U		<0.006	U		<0.005	U		<0.005	U		<0.005	U		<0.005	U		<0.005	U	
		VMP-10-10-090710	9/7/2010	<0.0072	U		<0.0071	U		0.00097	J		<0.0065	U		<0.0065	U		0.048			0.0011	J		<0.0057	U	
		VMP-10-10-111810	11/17/2010	<0.007	U		<0.0069	J	U	0.00098	J		<0.0063	U		<0.0063	U		0.026			<0.0056	J	U	<0.0056	U	
		VMP-10-10-021111	2/11/2011	<0.0055	U		0.002	J		0.00063	J		<0.005	J	U	<0.005	U		0.018			0.0034	J		0.0011	J	
		VMP-10-10-040611	4/6/2011	<0.0072	U		<0.0071	J	U	0.0012	J		<0.0065	J	U	<0.0065	U		0.0088			<0.0057	J	U	<0.0057	U	
		VMP-10-10-072911	7/29/2011	<0.0075	U		<0.0074	U		<0.0078	U		0.0047	J		<0.0068	J	U	0.0094			0.0072			0.0018	J	
		VMP-10-10-110411	11/4/2011	<0.0049	U		<0.0048	J	U	0.00083	J		0.0019	J		0.00059	J		0.001	J		0.0029	J		0.00099	J	
		VMP-10-10-110411-Dup	11/4/2011	<0.0049	U		<0.0048	J	U	0.00093	J		0.0015	J		0.00047	J		0.00076	J		0.0025	J		0.0011	J	
	20 ft	VMP-10-20	11/11/2009	<0.006	U		<0.006	U		<0.006	U		<0.005	U		<0.005	U		<0.005	U		<0.004	U		<0.004	U	
		VMP-10-20-D	11/11/2009	<0.006	U		<0.006	U		<0.006	U		<0.006	U		<0.006	U		<0.005	U		<0.005	U		<0.005	U	
		VMP-10-20-090710	9/7/2010	<0.0075	U		<0.0074	U		0.0013	J		0.0016	J		<0.0068	U		0.027		J	0.0043	J		0.0015	J	
		VMP-10-20-090710-Dup	9/7/2010	<0.007	U		<0.0069	U		0.0018	J		0.0013	J		<0.0063	U		0.011		J	0.0037	J		0.0013	J	
		VMP-10-20-111810	11/17/2010	<0.013	U		0.0042	J		<0.014	U		<0.012	U		<0.012	U		0.01	J	J	<0.011	U		<0.011	U	
		VMP-10-20-111810-Dup	11/17/2010	<0.0067	U		0.002	J		0.00085	J		<0.0061	U		<0.0061	U		0.03		J	<0.0054	J	U	<0.0054	U	
		VMP-10-20-021111	2/11/2011	<0.0066	U		0.0033	J		<0.0068	U		<0.006	U		<0.006	U		0.014			0.00059	J		<0.0053	U	
		VMP-10-20-040611	4/6/2011	<0.008	U		<0.0079	J	U	0.0014	J		<0.0072	J	U	<0.0072	U		0.031			<0.0068		U	0.0016	J	
		VMP-10-20-072911	7/29/2011	<0.0074	U		<0.0073	U		<0.0077	U		0.005	J		<0.0067	J	U	0.0054	J		0.0053	J		0.0018	J	
		VMP-10-20-110411	11/4/2011	<0.0049	U		<0.0048	U		0.001	J		<0.0044	U		0.00043	J		0.0012	J		0.0034	J		0.0011	J	
	30 ft	VMP-10-30	11/13/2009	<0.006	U		<0.006	U		<0.007	U		<0.006	U		<0.006	U		<0.005	U		<0.005	U		<0.005	U	
VMP-11	5 ft	VMP-11-5	11/17/2009	<0.049	U		<0.048	U		<0.05	U		<0.044	U		<0.044	U		<0.042	U		<0.039	U		<0.039	U	
		VMP-11-5-090710	9/7/2010	<0.0067	U		<0.0066	U		0.0012	J		<0.0061	U		<0.0061	U		0.041			0.0015	J		<0.0054	U	
		VMP-11-5-112210	11/22/2010	<0.007	U		<0.0069	U		<0.0072	U		<0.0063	U		<0.0063	U		0.0019	J		<0.0056	J	U	<0.0056	U	
		VMP-11-5-021111	2/11/2011	<0.0062	U		0.0024	J		0.001	J		<0.0056	J	U	<0.0056	U		0.065			0.0089			0.0029	J	
		VMP-11-5-040611	4/6/2011	<0.059	U		<0.058	U		<0.061	U		<0.053	U		<0.053	U		0.11			<0.047	U		<0.047	U	
		VMP-11-5-080711	8/7/2011	<0.081	U		<0.08	U		<0.083	U		<0.073	U		<0.073	U		<0.069	U		0.012	J		<0.064	U	
		VMP-11-5-111111	11/11/2011	<0.016	U		<0.016	U		<0.016	U		<0.014	U		<0.014	U		0.94			0.0036	J		<0.013	U	
	8 ft	VMP-11-8	11/17/2009	<0.006	U		<0.006	U		<0.006	U		<0.006	U		<0.006	U		<0.005	U		<0.005	U		<0.005	U	
		VMP-11-8-080910	9/8/2010	<0.007	U		<0.0069	U		0.002	J		<0.0063	U		<0.0063	U		0.01			<0.0056	J	U	<0.0056	U	
		VMP-11-8-112210	11/22/2010	<0.007	U		<0.0069	U		<0.0072	U		<0.0063	U		<0.0063	U		0.0024	J		<0.0056	J	U	<0.0056	U	
		VMP-11-8-021111	2/11/2011	<0.0068	U		0.0034	J		<0.007	U		<0.0061	U		<0.0061	U		0.012			<0.0054	U		<0.0054	U	
		VMP-11-8-021111-Dup	2/11/2011	<0.0064	U		0.0031	J		0.001	J		<0.0058	U		<0.0058	U		0.0085			<0.0051	U		<0.0051	U	
		VMP-11-8-040611	4/6/2011	<0.03	U		<0.03	U		<0.031	U		<0.027	U		<0.027	U		0.062			<0.024	U		<0.024	U	
		VMP-11-8-040611-Dup	4/6/2011	<0.026	U		0.0028	J		<0.027	U		<0.024	U		<0.024	U		0.048			<0.021	U		<0.021	U	
		VMP-11-8-080711	8/7/2011	<0.081	U		<0.08	U		<0.083	U		<0.073	U		<0.073	U		<0.069	U		0.01	J		<0.064	U	
		VMP-11-8-111411	11/14/2011	<0.0048	U		0.0015	J		<0.0049	U		0.0012	J		<0.0043	U		0.031			0.003	J		0.0007	J	
	29 ft	VMP-11-29	11/18/2009	<46	U		<46	U		<48	U		<42	U		<42	U		<40	U		<37	U		<37	U	
		VMP-11-29-090810	9/8/2010	<0.18	U		<0.17	U		<0.18	U		0.17			0.088	J		1.1			0.1	J		0.072	J	
		VMP-11-29-112210	11/22/2010	<2.5	U		<2.5	U		<2.6	U		<2.3	U		<2.3	U		1.8	J		<2	U		<2	U	
		VMP-11-29-112210-Dup	11/22/2010	<1.7	U		<1.7	U		<1.8	U		<1.6	U		<1.6	U		1.8			<1.4	U		<1.4	U	
		VMP-11-29-021411	2/14/2011	<0.0068	U		0.0028	J		<0.007	U		<0.0061	J	U	<0.0061	U		0.19			0.0043	J		0.0016	J	
		VMP-11-29-040611	4/6/2011	<0.052	U		<0.051	U		<0.053	U		<0.046	U		<0.046	U		0.096			<0.041	U		<0.041	U	
		VMP-11-29-082511	8/25/2011	<0.0075	U		<0.0074	U		<0.0078	U		0.0023	J		<0.0068	U		0.002	J		0.0037	J		0.0011	J	
		VMP-11-29-082511-Dup	8/25/2011	<0.0075	U		<0.0074	U		<0.0078	U		0.0023	J		<0.0068	U		0.004	J		0.0033	J		0.0011	J	
		VMP-11-29-111411	11/14/2011	<0.0048	U		0.0014	J		<0.0049	U		0.00088	J		<0.0043	U		0.005			0.0018	J		0.00048	J	
	38 ft	VMP-11-38	11/18/2009	<130	U		<130	U		<140	U		<120	U		<120	U		<120	U		<110	U		<110	U	
VMP-12	5 ft	VMP-12-5	11/13/2009	<17	U		<17	U		<18	U		<16	U		<16	U		1500			<14	U		<14	U	
		VMP-12-5-090310	9/3/2010	<7.3	U		<7.2	U		<7.6	U		<6.6	U		<6.6	U		1700			<5.8	U		<5.8	U	
		VMP-12-5-120310	12/3/2010	<72	U		<71	U		<75	U		<65	U		<65	U		1700			<58	U		<58	U	
		VMP-12-5-021511	2/15/2011	<3.3	U		<3.3	U		<3.4	U		<3	U		<3	U		610			<2.6	U		<2.6	U	
		VMP-12-5-041911	4/19/2011	<24	U		<24	U		<25	U		<22	U		<22	U		1100			7.9	J		<19	U	
		VMP-12-5-080411	8/4/2011	<6.3	U		<6.2	U		<6.5	U		<5.7	U		<5.7	U		700			<5	U		<5	U	
		VMP-12-5-111611	11/16/2011	<0.0044	U		<0.0044	U		<0.0046	U		0.0009	J		<0.004	U		0.95			0.0018	J		0.00046	J	
	11.5 ft	VMP-12-11.5	11/13/2009	<30	U		<30	U		<31	U		<27	U		<27	U		1500			<24	U		<24	U	
		VMP-12-11.5-090310	9/3/2010	<9.4	U		<9.3	U		<9.7	U		<8.5	U		<8.5	U		1700			<7.5	U		<7.5	U	
		VMP-12-11.5-120310	12/3/2010	<8.2	U		<8	U		<8.4	U		<7.3	U		<7.3	U		910			<6.5	U		<6.5	U	
		VMP-12-11.5-021511	2/15/2011	<7.3	U		<7.2	U		<7.5	U		<6.6	U		<6.6	U		1300			<5.8	U		<5.8	U	
		VMP-12-11.5-021511-Dup	2/15/2011	<6.3	U		<6.2	U		<6.5	U		<5.7	U		<5.7	U		1100			<5	U		<5	U	
		VMP-12-11.5-041911	4/19/2011	<22	U		<22	U		<23	U		<20	U		<20	U		1200			<18	U		<18	U	
		VMP-12-11.5-080411	8/4/2011	<7.7	U		<7.6	U		<7.9	U		<6.9	U		<6.9	U		420			<6.1	U		<6.1	U	
		VMP-12-11.5-111611	11/16/2011	<0.061	U		<0.06	U		<0.063	U		<0.055	U		<0.055	U		4.7			<0.049	U		<0.049	U	
	25 ft	VMP-12-25	11/13/2009	<62	U		<61	U		<63	U		<56	U		<56	U		1600			<49	U		<49	U	
		VMP-12-25-090310	9/3/2010	<12	U		<12	U		<12	U		<11	U		<11	U		1300			<9.6	U		<9.6	U	
		VMP-12-25-120310	12/3/2010	<0.59	U		<0.58	U		<0.61	U		<0.54	U		<0.54	U		120			<0.47	U		<0.47	U	
		VMP-12-25-021511	2/15/2011	<14	U		<14	U		<15	U		<13	U		<13	U		990			5.8	J		<12	U	
		VMP-12-25-041911	4/19/2011	<24	U		<23	U		<24	U		<21	U		<21	U		980			<19	U		<19	U	
		VMP-12-25-080411	8/4/2011	<15	U		<15	U		<15	U		<14	U		<14	U		720			<12	U		<12	U	
		VMP-12-25-111611	11/16/2011	<17	U		<17	U		<18	U		<15	U		<15	U		940			<14	U		<14	U	
	39 ft	VMP-12-39	11/13/2009	<65	U		<64	U		<66	U		<58	U		<58	U		1500			<51	U		<51	U	
		VMP-12-39-041911	4/19/2011	<23	U		<23	U		<24	U		<21	U		<21	U		1100			<18	U		<18	U	

TABLE 4 CUMULATIVE SUMMARY OF SOIL VAPOR ANALYTICAL DETECTIONS AND SCREENING RESULTS:PUBLIC WORKS YARD AND WRR - VOCS

				Acetone			Benzene			Bromodichloromethane			Bromoform			Bromomethane			1,3-Butadiene			Butane			2-Butanone			Carbon disulfide		
Screening Critiera (mg/m³)				750,000			2.8			450,000			52			42									40,000			5,300		
Location	Depth	Sample ID	Sample Date	Result (mg/m³)	Lab Qualifier	URS Qualifier	Result (mg/m³)	Lab Qualifier	URS Qualifier	Result (mg/m³)	Lab Qualifier	URS Qualifier	Result (mg/m³)	Lab Qualifier	URS Qualifier	Result (mg/m³)	Lab Qualifier	URS Qualifier	Result (mg/m³)	Lab Qualifier	URS Qualifier	Result (mg/m³)	Lab Qualifier	URS Qualifier	Result (mg/m³)	Lab Qualifier	URS Qualifier	Result (mg/m³)	Lab Qualifier	URS Qualifier
VMP-13	5 ft	VMP-13-5	11/16/2009	<23	U		5900			<16	U					<9.4	U		<5.4	U					<7.1	U		<7.5	U	
		VMP 13-5-091310	9/13/2010	0.032	J		9			<0.059	U					<0.034	U		<0.019	U					0.0055	J		0.018	J	
		VMP-13-5-120110	12/1/2010	0.013			0.0049			<0.0078	U					<0.0045	U		<0.0026	U					<0.0034	J	U	<0.0036	U	
		VMP-13-5-021811	2/18/2011	0.013	J		0.0023	J		<0.0092	U					<0.0054	U		<0.003	U					0.0019	J		<0.0043	U	
		VMP-13-5-040511	4/5/2011	0.017	J		0.048			<0.018	U					<0.011	U		<0.0061	U		0.018	J		<0.032	U		<0.034	U	
		VMP-13-5-080911	8/9/2011	0.061		J	0.026		J	<0.02	U					<0.011	U		<0.0065	U		1.7		J	0.013	J		<0.037	U	
		VMP-13-5-080911-Dup	8/9/2011	0.095		J	0.018		J	<0.018	U					<0.01	U		<0.0058	U		1.2		J	0.015	J		<0.033	J	U
		VMP-13-5-111411	11/14/2011	0.01			0.011			<0.0062	U		<0.0095	U		<0.0036	U		<0.002	U		0.0032	J		0.003	J		0.0018	J	
	10.5 ft	VMP-13-10.5	11/17/2009	<2.8	U		500			<2	U					<1.2	U		<0.66	U					<0.88	U		<0.93	U	
		VMP-13-10.5-D	11/17/2009	<2.9	U		570			<2.1	U					<1.2	U		<0.68	U					<0.91	U		<0.96	U	
		VMP 13-10.5-091310	9/13/2010	0.017	J		3.3			<0.022	U					<0.013	U		<0.0072	U					<0.0096	U		0.0056	J	
		VMP 13-10.5-091310-Dup	9/13/2010	0.07			3.4			<0.021	U					<0.012	U		<0.007	U					0.0036	J		0.02		
		VMP-13-10.5-120110	12/1/2010	0.012			0.0045			<0.0087	U					<0.005	U		<0.0029	U					<0.0038	J	U	<0.004	U	
		VMP-13-10.5-120110-Dup	12/1/2010	<0.013	J	U	0.0066			<0.009	U					<0.0052	U		<0.003	U					<0.004	J	U	<0.0042	U	
		VMP-13-10.5-021811	2/18/2011	2.8	J		420			<3.6	U					<2.1	U		<1.2	U					<1.6	U		<1.7	U	
		VMP-13-10.5-021811-Dup	2/18/2011	<4.9	U		420			<3.4	U					<2	U		<1.1	U					<1.5	U		<1.6	U	
		VMP-13-10.5-040511	4/5/2011	0.012	J		0.017			<0.0092	U					<0.0054	U		<0.003	U		0.012	J		<0.016	U		<0.017	U	
		VMP-13-10.5-080911	8/9/2011	<0.29	U		51			<0.2	U					<0.12	U		<0.067	U		33			<0.36	U		<0.094	U	
		VMP-13-10.5-111411	11/14/2011	0.013			0.013			<0.0059	U		<0.0091	U		<0.0034	U		<0.0019	U		0.0054	J		0.0037	J		<0.011	U	
	21.5 ft	VMP-13-21.5	11/17/2009	<140	U		24000			<100	U					<59	U		<34	U					<45	U		<47	U	
		VMP 13-21.5-091310	9/13/2010	<23	U		5800			<16	U					<9.4	U		<5.4	U					<7.1	U		<7.5	U	
		VMP-13-21.5-120110	12/1/2010	<44	U		5400			<31	U					<18	U		<10	U					<14	U		<15	U	
		VMP-13-21.5-021811	2/18/2011	<6.6	U		640			<4.7	U					<2.7	U		<1.5	U					<2.1	U		0.36	J	
		VMP-13-21.5-040511	4/5/2011	<9.6	U		1400			<6.8	U					<3.9	U		<2.2	U		35			<12	U		<3.1	U	
		VMP-13-21.5-080911	8/9/2011	<1.2	U		830			<0.84	U					<0.49	U		<0.28	U		59			<1.5	U		<0.39	U	
		VMP-13-21.5-111411	11/14/2011	3.6	J		420			<3.8	U		<5.9	U		<2.2	U		<1.3	U		32			0.98	J		3.5	J	
		VMP-13-21.5-111411-Dup	11/14/2011	3.7	J		410			<3.8	U		<5.9	U		<2.2	U		<1.3	U		31			<6.8	U		3.4	J	
	29.5 ft	VMP-13-29.5	11/17/2009	<280	U		90000			<200	U					<120	U		<66	U					<88	U		<93	U	
		VMP-13-29.5-021811	2/18/2011	<200	U		17000			<140	U					<84	U		<48	U					<64	U		<67	U	
		VMP-13-29.5-040511	4/5/2011	<130	U		23000			<94	U					<54	U		<31	U		94	J		<160	U		<44	U	
VMP-14	5 ft	VMP-14-5	11/20/2009	<0.024	U		0.021			<0.017	U					<0.01	U		<0.005	U					<0.007	U		<0.008	U	
		VMP 14-5-091010	9/10/2010	<0.59	U		0.71			<0.42	U					<0.24	U		<0.14	U					<0.18	U		<0.19	U	
		VMP-14-5-120110	12/1/2010	0.017			0.008			0.0012	J					<0.0047	U		<0.0026	U					0.0028	J		<0.0037	U	
		VMP-14-5-021711	2/17/2011	0.0069	J		1.2			<0.0088	U					<0.0051	U		<0.0029	U					<0.0039	U		<0.0041	J	U
		VMP-14-5-040511	4/5/2011	0.012	J		0.011			<0.009	U					<0.0052	J	U	<0.003	U		1.5	E	J	<0.016	U		<0.017	J	U
		VMP-14-5-080811	8/8/2011	<13	U		13			<9.4	U					<5.4	U		<3.1	U		2600			<16	U		<4.4	U	
		VMP-14-5-111411	11/14/2011	0.0078	J		3.1			<0.024	U		<0.036	U		<0.014	U		<0.0078	U		0.011	J		<0.042	U		0.0088	J	
	11.5 ft	VMP-14-11.5	11/16/2009	<2.9	U		550			<2.1	U					<1.2	U		<0.68	U					<0.91	U		<0.96	U	
		VMP 14-11.5-091010	9/10/2010	<9.1	U		52			<6.4	U					<3.7	U		<2.1	U					<2.8	U		<3	U	
		VMP-14-11.5-120110	12/2/2010	<0.8	U		0.28			<0.56	U					<0.33	U		<0.18	U					<0.25	U		<0.26	U	
		VMP-14-11.5-120110-Dup	12/2/2010	<0.72	U		0.28			<0.51	U					<0.3	U		<0.17	U					<0.22	U		<0.24	U	
		VMP-14-11.5-021711	2/17/2011	<0.26	U		0.86			<0.18	U					<0.11	U		<0.061	U					<0.081	U		0.052	J	
		VMP-14-11.5-021711-Dup	2/17/2011	<0.26	U		1			<0.18	U					<0.11	U		<0.061	U					<0.081	U		0.041	J	
		VMP-14-11.5-040511	4/5/2011	<0.043	U		0.079			<0.03	U					<0.017	U		<0.0099	U		18	E	J	0.014	J		<0.056	J	U
		VMP-14-11.5-080811	8/8/2011	<1.3	U		0.18	J		<0.93	U					<0.54	U		<0.31	U		320			<1.6	U		<0.43	U	
		VMP-14-11.5-111511	11/15/2011	1.8	J		2.2			<1.4	U		<2.2	U		<0.84	U		<0.48	U		560			0.53	J		1.7	J	
	20 ft	VMP-14-20	11/16/2009	<110	U		26000			<80	U					<46	U		<26	U					<35	U		<37	U	
		VMP 14-20-091010	9/10/2010	<140	U		37000			<97	U					<56	U		<32	U					<43	U		<45	U	
		VMP 14-20-091010-Dup	9/10/2010	<140	U		35000			<100	U					<59	U		<33	U					<44	U		<47	U	
		VMP-14-20-120110	12/2/2010	<370	U		47000			<260	U					<150	U		<87	U					<120	U		<120	U	
		VMP-14-20-021811	2/18/2011	<210	U		20000			<150	U					<86	U		<49	U					<65	U		<69	U	
		VMP-14-20-040511	4/5/2011	18	J		22000			<64	U					<37	U		<21	U		3400			<110	U		<30	U	
		VMP-14-20-080811	8/8/2011	<33	U		17000			<23	U					<13	U		<7.6	U		6000			<41	U		<11	U	
		VMP-14-20-111511	11/15/2011	<170	U		16000			<120	U		<180	U		<69	U		<39	U		5900			<210	U		<220	U	
	29 ft	VMP-14-29	11/16/2009	<440	U		79000			<310	U					<180	U		<100	U					<140	U		<140	U	
		VMP-14-29-021811	2/18/2011	240	J		40000			<220	U					<120	U		<71	U					<95	U		<100	U	
		VMP-14-29-040511	4/5/2011	<260	U		51000			<180	U					<110	U		<61	U		4900			<320	U		<86	U	
VMP-15	5 ft	VMP-15-5	11/18/2009	<0.012	U		0.55		J	<0.008	U					<0.004	U		<0.002	U					<0.003	U		<0.003	U	
		VMP-15-5-D	11/18/2009	<0.012	U		0.26		J	<0.008	U					<0.004	U		<0.002	U					<0.003	U		0.0063		
		VMP 15-5-091410	9/14/2010	0.015			0.61			<0.0084	U					<0.0049	J	U	<0.0028	U					0.001	J		<0.0039	J	U
		VMP-15-5-113010	11/30/2010	<0.28	U		<0.096	U		<0.2	U					<0.12	U		<0.066	U					<0.088	U		<0.093	U	
		VMP-15-5-021611	2/16/2011	0.33			2			<0.19	U					<0.11	U		<0.062	U					0.08	J		0.11		
		VMP-15-5-042011	4/20/2011	0.083	J		1.4			<0.44	U					<0.26	U		<0.15	U		6.3			<0.78	U		<0.2	U	
		VMP-15-5-080811	8/8/2011	0.088			0.14			<0.01	U					<0.0058	U		<0.0033	U		0.0059	J		0.016	J		0.0042	J	
		VMP-15-5-111511	11/15/2011	<0.016	U		2.1			<0.011	U		<0.017	U		<0.0064	U		<0.0037	U		0.12			0.0034	J		<0.021	U	
	21.5 ft	VMP-15-21.5	11/18/2009	<5.4	U		11			<3.8	U					<2.2	U		<1.3	U					<1.7	U		<1.8	U	
		VMP 15-21.5-091410	9/14/2010	<1.3	U		0.61			<0.92	U					<0.53	U		<0.3	U					<0.4	U		<0.43	U	
		VMP-15-21.5-113010	11/30/2010	<1.5	U		<0.51	U		<1.1	U					<0.62	U		<0.36	U					<0.47	U		<0.5	U	
		VMP-15-21.5-021611	2/16/2011	<1.1	U		2.2			<0.75	U					<0.43	U		<0.25	U					<0.33	U		<0.35	U	
		VMP-15-21.5-042011	4/20/2011	<1.7	U		1.4			<1.2	U					<0.68	U		<0.39	U		25			<2.1	U		<0.55	U	
		VMP-15-21.5-080811	8/8/2011	0.37	J		0.8			<0.94	U					<0.55	U		<0.31	U		35			<1.7	U		<0.44	U	
		VMP-15-21.5-111511	11/15/2011	<1.1	U		0.18	J		<0.75	U		<1.2	U		<0.44	U		<0.25	U		4.4			<1.3	U		<1.4	U	
	25.5 ft	VMP-15-25.5	11/18/2009	<5.6	U		18			<4	U					<2.3	U		<1.3	U					<1.8	U		<1.8	U	
		VMP 15-25.5-091410	9/14/2010	0.013			0.3			<0.0086	U					<0.005	U		<0.0028	U					0.0015	J		<0.004	J	U
		VMP-15-25.5-021611	2/16/2011	<0.16	U		0.36			<0.12	U					<0.067	U		<0.038	U					<0.051	U		0.028	J	
		VMP-15-25.5-042011	4/20/2011	<0.13	U		1.6			<0.094	U					<0.055	U		<0.031	U		0.06	J		<0.17	U		<0.044	U	
		VMP-15-25.5-042011-Dup	4/20/2011	<0.12	U		1.4			<0.088	U					<0.051	U		<0.029	U		0.27			<0.16	U		<0.041	U	
		VMP-15-25.5-080811	8/8/2011	0.054	J		0.13			<0.094	U					<0.055	U		<0.031	U		0.58			<0.17	U		<0.044	U	
		VMP-15-25.5-111511	11/15/2011	<0.041	U		3.4			0.12			<0.045	U		<0.017	U		<0.0096	U		0.35			<0.051	U		<0.054	U	
	29 ft	VMP-15-29	11/19/2009	<7.1	U		30			<5	U					<2.9	U		<1.6	U					<2.2	U		<2.3	U	

TABLE 4 CUMULATIVE SUMMARY OF SOIL VAPOR ANALYTICAL DETECTIONS AND SCREENING RESULTS:PUBLIC WORKS YARD AND WRR - VOCS

				Carbon tetrachloride			Chlorobenzene			Chlorodibromomethane			Chloroethane			Chloroform			Chloromethane			alpha-Chlorotoluene			Cyclohexane			1,2-Dibromoethane		
Screening Critiera (mg/m³)				1.5			420			57,000						0.92												0.06		
Location	Depth	Sample ID	Sample Date	Result (mg/m³)	Lab Qualifier	URS Qualifier	Result (mg/m³)	Lab Qualifier	URS Qualifier	Result (mg/m³)	Lab Qualifier	URS Qualifier	Result (mg/m³)	Lab Qualifier	URS Qualifier	Result (mg/m³)	Lab Qualifier	URS Qualifier	Result (mg/m³)	Lab Qualifier	URS Qualifier	Result (mg/m³)	Lab Qualifier	URS Qualifier	Result (mg/m³)	Lab Qualifier	URS Qualifier	Result (mg/m³)	Lab Qualifier	URS Qualifier
VMP-13	5 ft	VMP-13-5	11/16/2009	<15	U		<11	U		<21	U		<6.4	U		<12	U		<20	U		<12	U		<8.3	U		<18	U	
		VMP 13-5-091310	9/13/2010	<0.055	U		<0.04	U		<0.075	U		<0.023	U		<0.043	U		<0.073	U		<0.046	U		0.014	J		<0.068	U	
		VMP-13-5-120110	12/1/2010	<0.0073	U		<0.0054	U		<0.0099	U		<0.0031	U		<0.0057	U		<0.0096	U		<0.006	U		0.031			<0.009	U	
		VMP-13-5-021811	2/18/2011	<0.0087	U		<0.0064	U		<0.012	U		<0.0036	U		<0.0067	U		<0.011	U		<0.0071	U		0.003	J		<0.011	U	
		VMP-13-5-040511	4/5/2011	<0.017	U		<0.013	U		<0.024	U		<0.029	U		<0.013	U		<0.023	U		<0.014	U		0.0021	J		<0.021	U	
		VMP-13-5-080911	8/9/2011	<0.019	U		0.0046	J		<0.025	U		<0.031	U		<0.014	U		<0.024	U		<0.015	J	U	0.0068	J		<0.023	U	
		VMP-13-5-080911-Dup	8/9/2011	<0.017	U		0.0044	J		<0.022	U		<0.028	U		<0.013	U		<0.022	U		<0.014	U		0.0048	J		<0.02	U	
		VMP-13-5-111411	11/14/2011	<0.0058	U		<0.0042	U		<0.0078	U		<0.0097	U		<0.0045	U		<0.0076	U		<0.0048	U		<0.0032	U		<0.0071	U	
	10.5 ft	VMP-13-10.5	11/17/2009	<1.9	U		<1.4	U		<2.5	U		<0.78	U		<1.4	U		<2.4	U		<1.5	U		<1	U		<2.3	U	
		VMP-13-10.5-D	11/17/2009	<1.9	U		<1.4	U		<2.6	U		<0.82	U		<1.5	U		<2.6	U		<1.6	U		<1.1	U		<2.4	U	
		VMP 13-10.5-091310	9/13/2010	<0.02	U		<0.015	U		<0.028	U		<0.0086	U		<0.016	U		<0.027	U		<0.017	U		0.014			<0.025	U	
		VMP 13-10.5-091310-Dup	9/13/2010	<0.02	U		<0.015	U		<0.027	U		<0.0084	U		<0.016	U		<0.026	U		<0.016	U		0.015			<0.024	U	
		VMP-13-10.5-120110	12/1/2010	<0.0081	U		<0.006	U		<0.011	U		<0.0034	U		0.0012	J		<0.011	U		<0.0067	U		0.0029	J		<0.01	U	
		VMP-13-10.5-120110-Dup	12/1/2010	<0.0085	U		<0.0062	U		<0.012	U		<0.0036	U		0.00098	J		<0.011	U		<0.007	U		0.0048			<0.01	U	
		VMP-13-10.5-021811	2/18/2011	<3.4	U		<2.5	U		<4.6	U		<1.4	U		<2.6	U		<4.4	U		<2.8	U		0.78	J		<4.1	U	
		VMP-13-10.5-021811-Dup	2/18/2011	<3.2	U		<2.4	U		<4.4	U		<1.4	U		<2.5	U		<4.2	U		<2.7	U		0.9	J		<4	U	
		VMP-13-10.5-040511	4/5/2011	<0.0087	U		<0.0064	U		<0.012	J	U	<0.014	U		<0.0067	U		<0.011	U		<0.0071	U		0.0039	J		<0.011	J	U
		VMP-13-10.5-080911	8/9/2011	<0.19	U		<0.14	U		<0.26	U		<0.32	U		<0.15	U		<0.25	U		<0.16	U		<0.1	U		<0.23	U	
		VMP-13-10.5-111411	11/14/2011	<0.0055	U		<0.004	U		<0.0075	U		<0.0093	U		<0.0043	U		<0.0073	U		<0.0046	U		<0.003	U		<0.0068	U	
	21.5 ft	VMP-13-21.5	11/17/2009	<96	U		<70	U		<130	U		<40	U		<74	U		<120	U		<79	U		<52	U		<120	U	
		VMP 13-21.5-091310	9/13/2010	<15	U		<11	U		<21	U		<6.4	U		<12	U		<20	U		<12	U		2.5	J		<18	U	
		VMP-13-21.5-120110	12/1/2010	<30	U		<22	U		<40	U		<12	U		<23	U		<39	U		<24	U		<16	U		<36	U	
		VMP-13-21.5-021811	2/18/2011	<4.4	U		<3.2	U		<6	U		<1.8	U		<3.4	U		<5.8	U		<3.6	U		0.7	J		<5.4	U	
		VMP-13-21.5-040511	4/5/2011	<6.4	U		<4.6	U		<8.6	U		<11	U		<4.9	U		<8.3	U		<5.2	U		1	J		<7.8	U	
		VMP-13-21.5-080911	8/9/2011	<0.79	U		<0.58	U		<1.1	U		<1.3	U		<0.62	U		<1	U		<0.65	U		<0.43	U		<0.97	U	
		VMP-13-21.5-111411	11/14/2011	<3.6	U		<2.6	U		<4.9	U		<6.1	U		<2.8	U		<4.7	U		<3	U		0.67	J		<4.4	U	
		VMP-13-21.5-111411-Dup	11/14/2011	<3.6	U		<2.6	U		<4.9	U		<6.1	U		<2.8	U		<4.7	U		<3	U		0.95	J		<4.4	U	
	29.5 ft	VMP-13-29.5	11/17/2009	<190	U		<140	U		<250	U		<78	U		<140	U		<240	U		<150	U		<100	U		<230	U	
		VMP-13-29.5-021811	2/18/2011	<140	U		<99	U		<180	U		<57	U		<100	U		<180	U		<110	U		<74	U		<160	U	
		VMP-13-29.5-040511	4/5/2011	<88	U		<64	U		<120	U		<150	U		<68	U		<120	U		<72	U		<48	U		<110	U	
VMP-14	5 ft	VMP-14-5	11/20/2009	<0.016	U		<0.012	U		<0.022	U		<0.006	U		<0.012	U		<0.021	U		<0.013	U		<0.008	U		<0.02	U	
		VMP 14-5-091010	9/10/2010	<0.39	U		<0.28	U		<0.53	U		<0.16	U		<0.3	U		<0.51	U		<0.32	U		0.85			<0.48	U	
		VMP-14-5-120110	12/1/2010	<0.0076	U		<0.0055	U		<0.01	U		<0.0032	U		0.00067	J		<0.0099	U		<0.0062	U		0.001	J		<0.0092	U	
		VMP-14-5-021711	2/17/2011	<0.0083	U		<0.0061	U		<0.011	U		<0.0035	U		<0.0064	U		<0.011	U		<0.0068	U		0.069			<0.01	U	
		VMP-14-5-040511	4/5/2011	<0.0085	U		<0.0062	U		<0.011	U		<0.014	U		<0.0066	U		<0.011	U		<0.007	U		0.0013	J		<0.01	U	
		VMP-14-5-080811	8/8/2011	<8.8	U		<6.5	U		<12	U		<15	U		<6.9	U		<12	U		<7.3	U		91			<11	U	
		VMP-14-5-111411	11/14/2011	<0.022	U		<0.016	U		<0.03	U		<0.037	U		<0.017	U		<0.029	U		<0.018	U		<0.012	U		<0.027	U	
	11.5 ft	VMP-14-11.5	11/16/2009	<1.9	U		<1.4	U		<2.6	U		<0.81	U		<1.5	U		<2.5	U		<1.6	U		180			<2.4	U	
		VMP 14-11.5-091010	9/10/2010	<6	U		<4.4	U		<8.1	U		<2.5	U		<4.7	U		<7.9	U		<4.9	U		140			<7.3	U	
		VMP-14-11.5-120110	12/2/2010	<0.53	U		<0.39	U		<0.72	U		<0.22	U		<0.41	U		<0.69	U		<0.43	U		3.6			<0.64	U	
		VMP-14-11.5-120110-Dup	12/2/2010	<0.48	U		<0.35	U		<0.65	U		<0.2	U		<0.37	U		<0.63	U		<0.39	U		3.7			<0.58	U	
		VMP-14-11.5-021711	2/17/2011	<0.17	U		<0.13	U		<0.24	U		<0.073	U		<0.13	U		<0.23	U		<0.14	U		2.7			<0.21	U	
		VMP-14-11.5-021711-Dup	2/17/2011	<0.17	U		<0.13	U		<0.24	U		<0.073	U		<0.13	U		<0.23	U		<0.14	U		3			<0.21	U	
		VMP-14-11.5-040511	4/5/2011	<0.028	U		<0.021	U		<0.038	U		0.037	J		<0.022	U		<0.037	U		<0.023	U		1.2			<0.034	U	
		VMP-14-11.5-080811	8/8/2011	<0.87	U		<0.64	U		<1.2	U		0.24	J		<0.68	U		<1.1	U		<0.72	U		1.6			<1.1	U	
		VMP-14-11.5-111511	11/15/2011	<1.4	U		<0.99	U		<1.8	U		<2.3	U		<1	U		<1.8	U		<1.1	U		12			<1.6	U	
	20 ft	VMP-14-20	11/16/2009	<75	U		<55	U		<100	U		<31	U		<58	U		<98	U		<62	U		160			<91	U	
		VMP 14-20-091010	9/10/2010	<92	U		<67	U		<120	U		<38	U		<71	U		<120	U		<75	U		250			<110	U	
		VMP 14-20-091010-Dup	9/10/2010	<95	U		<70	U		<130	U		<40	U		<74	U		<120	U		<78	U		240			<120	U	
		VMP-14-20-120110	12/2/2010	<250	U		<180	U		<330	U		<100	U		<190	U		<320	U		<200	U		310			<300	U	
		VMP-14-20-021811	2/18/2011	<140	U		<100	U		<190	U		<58	U		<110	U		<180	U		<110	U		160			<170	U	
		VMP-14-20-040511	4/5/2011	<60	U		<44	U		<81	U		<100	U		<46	U		<78	U		<49	U		150			<73	U	
		VMP-14-20-080811	8/8/2011	<22	U		<16	U		<29	U		<36	U		<17	U		<28	U		<18	U		<12	U		<26	U	
		VMP-14-20-111511	11/15/2011	<110	U		<82	U		<150	U		<190	U		<87	U		<150	U		<92	U		240			<140	U	
	29 ft	VMP-14-29	11/16/2009	<290	U		<210	U		<400	U		<120	U		<230	U		<380	U		<240	U		350			<360	U	
		VMP-14-29-021811	2/18/2011	<200	U		<150	U		<270	U		<85	U		<160	U		<260	U		<170	U		180			<250	U	
		VMP-14-29-040511	4/5/2011	<170	U		<130	U		<240	U		<290	U		<130	U		<230	U		<140	U		250			<210	U	
VMP-15	5 ft	VMP-15-5	11/18/2009	<0.008	U		<0.005	U		<0.011	U		<0.003	U		<0.006	U		<0.01	U		<0.006	U		<0.004	U		<0.009	U	
		VMP-15-5-D	11/18/2009	<0.008	U		<0.005	U		<0.011	U		<0.003	U		<0.006	U		<0.01	U		<0.006	U		<0.004	U		<0.009	U	
		VMP 15-5-091410	9/14/2010	<0.0079	U		<0.0058	U		<0.011	U		<0.0033	U		0.0013	J		<0.01	U		<0.0065	U		0.0048			<0.0097	U	
		VMP-15-5-113010	11/30/2010	<0.19	U		<0.14	U		<0.25	U		0.22			<0.15	U		<0.25	UJ	UJ	<0.15	U		8.6			<0.23	U	
		VMP-15-5-021611	2/16/2011	<0.18	U		<0.13	U		<0.24	U		<0.074	U		<0.14	U		<0.23	U		<0.14	U		0.29			<0.22	U	
		VMP-15-5-042011	4/20/2011	<0.42	U		<0.3	U		<0.56	U		<0.7	U		<0.32	U		<0.54	U		<0.34	U		3.2			<0.51	U	
		VMP-15-5-080811	8/8/2011	<0.0093	U		<0.0068	J	U	<0.013	U		<0.016	U		0.0023	J		<0.012	U		<0.0077	J	U	<0.0051	U		<0.011	J	U
		VMP-15-5-111511	11/15/2011	<0.01	U		0.0083			<0.014	U		<0.018	U		<0.0081	U		<0.014	U		<0.0086	U		0.031			<0.013	U	
	21.5 ft	VMP-15-21.5	11/18/2009	<3.6	U		<2.6	U		<4.8	U		<1.5	U		<2.8	U		<4.7	U		<3	U		460			<4.4	U	
		VMP 15-21.5-091410	9/14/2010	<0.86	U		<0.63	U		<1.2	U		<0.36	U		<0.67	U		<1.1	U		<0.71	U		4			<1	U	
		VMP-15-21.5-113010	11/30/2010	<1	U		<0.74	U		<1.4	U		<0.42	U		<0.78	U		<1.3	UJ	UJ	<0.83	U		6			<1.2	U	
		VMP-15-21.5-021611	2/16/2011	<0.7	U		<0.52	U		<0.95	U		<0.3	U		<0.55	U		<0.92	U		<0.58	U		2.4			<0.86	U	
		VMP-15-21.5-042011	4/20/2011	<1.1	U		<0.81	U		<1.5	U		<1.8	U		<0.86	U		<1.4	U		<0.91	U		6			<1.4	U	
		VMP-15-21.5-080811	8/8/2011	<0.89	U		<0.65	U		<1.2	U		<1.5	U		<0.69	U		<1.2	U		<0.73	U		<0.48	U		<1.1	U	
		VMP-15-21.5-111511	11/15/2011	<0.71	U		<0.52	U		<0.96	U		<1.2	U		<0.55	U		<0.93	U		<0.58	U		2.3			<0.86	U	
	25.5 ft	VMP-15-25.5	11/18/2009	<3.7	U		<2.7	U		<5.1	U		<1.6	U		<2.9	U		<4.9	U		<3.1	U		560			<4.6	U	
		VMP 15-25.5-091410	9/14/2010	<0.0081	U		<0.0059	U		<0.011	U		<0.0034	U		0.0023	J		<0.011	U		<0.0067	U		0.084			<0.0099	U	
		VMP-15-25.5-021611	2/16/2011	<0.11	U		<0.079	U		<0.15	U		<0.045	U		<0.084	U		<0.14	U		<0.089	U		0.45			<0.13	U	
		VMP-15-25.5-042011	4/20/2011	<0.089	U		<0.065	U		<0.12	U		<0.15	U		<0.069	U		<0.12	U		<0.073	U		0.062			<0.11	U	
		VMP-15-25.5-042011-Dup	4/20/2011	<0.083	U		<0.061	U		<0.11	U		<0.14	U		<0.064	U		<0.11	U		<0.068	U		0.1			<0.1	U	
		VMP-15-25.5-080811	8/8/2011	<0.089	U		<0.065	U		<0.12	U		<0.15	U		0.34			<0.12	U		<0.073	U		<0.048	U		<0.11	U	
		VMP-15-25.5-111511	11/15/2011	<0.027	U		0.012	J		<0.037	U		<0.046	U		<0.021	U		<0.036	U		<0.022	U		0.12			<0.033	U	
	29 ft	VMP-15-29	11/19/2009	<4.7	U		<3.4	U		<6.3	U		<2	U		<3.6	U		<6.2	U		<3.8	U		640			<5.7	U	

TABLE 4 CUMULATIVE SUMMARY OF SOIL VAPOR ANALYTICAL DETECTIONS AND SCREENING RESULTS:PUBLIC WORKS YARD AND WRR - VOCS

				1,2-Dichlorobenzene			1,3-Dichlorobenzene			1,4-Dichlorobenzene			1,1-Dichloroethane			1,2-Dichloroethane			1,1-Dichloroethene			cis-1,2-Dichloroethene			Dichlorodifluoromethane		
Screening Critiera (mg/m³)				1,700						6,800			4,200			0.81			1,600			1,100,000					
Location	Depth	Sample ID	Sample Date	Result (mg/m³)	Lab Qualifier	URS Qualifier	Result (mg/m³)	Lab Qualifier	URS Qualifier	Result (mg/m³)	Lab Qualifier	URS Qualifier	Result (mg/m³)	Lab Qualifier	URS Qualifier	Result (mg/m³)	Lab Qualifier	URS Qualifier	Result (mg/m³)	Lab Qualifier	URS Qualifier	Result (mg/m³)	Lab Qualifier	URS Qualifier	Result (mg/m³)	Lab Qualifier	URS Qualifier
VMP-13	5 ft	VMP-13-5	11/16/2009	<14	U		<14	U		<14	U		<9.8	U		<9.8	U		<9.6	U		<9.6	U		<12	U	
		VMP 13-5-091310	9/13/2010	<0.053	U		<0.053	U		<0.053	U		<0.036	U		<0.036	U		<0.035	U		<0.035	U		<0.044	U	
		VMP-13-5-120110	12/1/2010	<0.007	U		<0.007	U		<0.007	U		<0.0047	U		<0.0047	U		<0.0046	U		<0.0046	U		0.0032	J	
		VMP-13-5-021811	2/18/2011	<0.0083	U		<0.0083	U		<0.0083	U		<0.0056	U		<0.0056	U		<0.0055	U		<0.0055	U		0.0024	J	
		VMP-13-5-040511	4/5/2011	<0.016	J	U	<0.016	U		<0.016	J	U	<0.011	U		<0.011	U		<0.011	U		<0.011	U		<0.014	U	
		VMP-13-5-080911	8/9/2011	<0.018	U		<0.018	J	U	<0.018	J	U	<0.012	U		<0.012	U		<0.012	U		<0.012	U		0.0027	J	
		VMP-13-5-080911-Dup	8/9/2011	<0.016	U		<0.016	U		<0.016	U		<0.011	U		<0.011	U		<0.01	U		<0.01	U		0.003	J	
		VMP-13-5-111411	11/14/2011	<0.0055	U		<0.0055	U		<0.0055	U		<0.0037	U		<0.0037	U		<0.0036	U		<0.0036	U		0.002	J	
	10.5 ft	VMP-13-10.5	11/17/2009	<1.8	U		<1.8	U		<1.8	U		<1.2	U		<1.2	U		<1.2	U		<1.2	U		<1.5	U	
		VMP-13-10.5-D	11/17/2009	<1.8	U		<1.8	U		<1.8	U		<1.2	U		<1.2	U		<1.2	U		<1.2	U		<1.5	U	
		VMP 13-10.5-091310	9/13/2010	<0.02	U		<0.02	U		<0.02	U		<0.013	U		<0.013	U		<0.013	U		<0.013	U		0.0032	J	
		VMP 13-10.5-091310-Dup	9/13/2010	<0.019	U		<0.019	U		<0.019	U		<0.013	U		<0.013	U		<0.012	U		<0.012	U		0.0034	J	
		VMP-13-10.5-120110	12/1/2010	<0.0078	U		<0.0078	U		<0.0078	U		<0.0052	U		<0.0052	U		<0.0051	U		<0.0051	U		0.003	J	
		VMP-13-10.5-120110-Dup	12/1/2010	<0.0081	U		<0.0081	U		<0.0081	U		<0.0055	U		<0.0055	U		<0.0054	U		<0.0054	U		0.0032	J	
		VMP-13-10.5-021811	2/18/2011	<3.2	U		<3.2	U		<3.2	U		<2.2	U		<2.2	U		<2.1	U		<2.1	U		<2.6	U	
		VMP-13-10.5-021811-Dup	2/18/2011	<3.1	U		<3.1	U		<3.1	U		<2.1	U		<2.1	U		<2	U		<2	U		<2.5	U	
		VMP-13-10.5-040511	4/5/2011	<0.0083	U		<0.0083	U		<0.0083	J	U	<0.0056	U		<0.0056	U		<0.0055	U		<0.0055	U		0.0021	J	
		VMP-13-10.5-080911	8/9/2011	<0.18	U		<0.18	U		<0.18	U		<0.12	U		<0.12	U		<0.12	U		<0.12	U		<0.15	U	
		VMP-13-10.5-111411	11/14/2011	<0.0053	U		<0.0053	U		<0.0053	U		<0.0036	U		<0.0036	U		<0.0035	U		<0.0035	U		0.002	J	
	21.5 ft	VMP-13-21.5	11/17/2009	<91	U		<91	U		<91	U		<62	U		<62	U		<60	U		<60	U		<75	U	
		VMP 13-21.5-091310	9/13/2010	<14	U		<14	U		<14	U		<9.8	U		<9.8	U		<9.6	U		<9.6	U		<12	U	
		VMP-13-21.5-120110	12/1/2010	<28	U		<28	U		<28	U		<19	U		<19	U		<18	U		<18	U		<23	U	
		VMP-13-21.5-021811	2/18/2011	<4.2	U		<4.2	U		<4.2	U		<2.8	U		<2.8	U		<2.8	U		<2.8	U		<3.5	U	
		VMP-13-21.5-040511	4/5/2011	<6.1	U		<6.1	U		<6.1	U		<4.1	U		<4.1	U		<4	U		<4	U		<5	U	
		VMP-13-21.5-080911	8/9/2011	<0.76	U		<0.76	U		<0.76	U		<0.51	U		<0.51	U		<0.5	U		<0.5	U		<0.62	U	
		VMP-13-21.5-111411	11/14/2011	<3.4	U		0.56	J		0.77	J		<2.3	U		1.4	J		<2.3	U		<2.3	U		<2.8	U	
		VMP-13-21.5-111411-Dup	11/14/2011	<3.4	U		<3.4	U		0.71	J		<2.3	U		1.6	J		<2.3	U		<2.3	U		<2.8	U	
	29.5 ft	VMP-13-29.5	11/17/2009	<180	U		<180	U		<180	U		<120	U		<120	U		<120	U		<120	U		<150	U	
		VMP-13-29.5-021811	2/18/2011	<130	U		<130	U		<130	U		<87	U		<87	U		<86	U		<86	U		<110	U	
		VMP-13-29.5-040511	4/5/2011	<84	U		<84	U		<84	U		<57	U		<57	U		<56	U		<56	U		<69	U	
VMP-14	5 ft	VMP-14-5	11/20/2009	<0.016	U		<0.016	U		<0.016	U		<0.01	U		<0.01	U		<0.01	U		<0.01	U		<0.013	U	
		VMP 14-5-091010	9/10/2010	<0.37	U		<0.37	U		<0.37	U		<0.25	U		<0.25	U		<0.24	U		<0.24	U		<0.31	U	
		VMP-14-5-120110	12/1/2010	<0.0072	U		<0.0072	U		<0.0072	U		<0.0048	U		<0.0048	U		<0.0048	U		<0.0048	U		0.0025	J	
		VMP-14-5-021711	2/17/2011	<0.0079	U		<0.0079	U		<0.0079	U		<0.0053	U		<0.0053	U		<0.0052	U		<0.0052	U		0.0023	J	
		VMP-14-5-040511	4/5/2011	<0.0081	J	U	<0.0081	J	U	<0.0081	J	U	<0.0054	U		<0.0054	U		<0.0053	U		<0.0053	U		0.0023	J	
		VMP-14-5-080811	8/8/2011	<8.4	U		<8.4	U		<8.4	U		<5.7	U		<5.7	U		<5.6	U		<5.6	U		<6.9	U	
		VMP-14-5-111411	11/14/2011	<0.021	U		<0.021	U		<0.021	U		<0.014	U		<0.014	U		<0.014	U		<0.014	U		<0.017	U	
	11.5 ft	VMP-14-11.5	11/16/2009	<1.8	U		<1.8	U		<1.8	U		<1.2	U		<1.2	U		<1.2	U		<1.2	U		<1.5	U	
		VMP 14-11.5-091010	9/10/2010	<5.7	U		<5.7	U		<5.7	U		<3.9	U		<3.9	U		<3.8	U		<3.8	U		<4.7	U	
		VMP-14-11.5-120110	12/2/2010	<0.5	U		<0.5	U		<0.5	U		<0.34	U		<0.34	U		<0.33	U		<0.33	U		<0.42	U	
		VMP-14-11.5-120110-Dup	12/2/2010	<0.46	U		<0.46	U		<0.46	U		<0.31	U		<0.31	U		<0.3	U		<0.3	U		<0.38	U	
		VMP-14-11.5-021711	2/17/2011	<0.16	U		<0.16	U		<0.16	U		<0.11	U		<0.11	U		<0.11	U		<0.11	U		<0.14	U	
		VMP-14-11.5-021711-Dup	2/17/2011	<0.16	U		<0.16	U		<0.16	U		<0.11	U		<0.11	U		<0.11	U		<0.11	U		<0.14	U	
		VMP-14-11.5-040511	4/5/2011	<0.027	U		<0.027	U		<0.027	U		<0.018	U		<0.018	U		<0.018	U		<0.018	U		<0.022	U	
		VMP-14-11.5-080811	8/8/2011	<0.84	U		<0.84	U		<0.84	U		<0.56	U		<0.56	U		<0.55	U		<0.55	U		<0.69	U	
		VMP-14-11.5-111511	11/15/2011	<1.3	U		0.21	J		0.31	J		<0.87	U		0.89			<0.86	U		<0.86	U		<1.1	U	
	20 ft	VMP-14-20	11/16/2009	<72	U		<72	U		<72	U		<48	U		<48	U		<47	U		<47	U		<59	U	
		VMP 14-20-091010	9/10/2010	<87	U		<87	U		<87	U		<59	U		<59	U		<58	U		<58	U		<72	U	
		VMP 14-20-091010-Dup	9/10/2010	<91	U		<91	U		<91	U		<61	U		<61	U		<60	U		<60	U		<75	U	
		VMP-14-20-120110	12/2/2010	<240	U		<240	U		<240	U		<160	U		<160	U		<160	U		<160	U		<190	U	
		VMP-14-20-021811	2/18/2011	<130	U		<130	U		<130	U		<90	U		<90	U		<88	U		<88	U		<110	U	
		VMP-14-20-040511	4/5/2011	<57	U		<57	U		<57	U		<38	U		<38	U		<38	U		<38	U		<47	U	
		VMP-14-20-080811	8/8/2011	<21	U		<21	U		<21	U		<14	U		<14	U		<14	U		<14	U		<17	U	
		VMP-14-20-111511	11/15/2011	<110	U		<110	U		<110	U		<72	U		<72	U		<70	U		<70	U		<88	U	
	29 ft	VMP-14-29	11/16/2009	<280	U		<280	U		<280	U		<190	U		<190	U		<180	U		<180	U		<230	U	
		VMP-14-29-021811	2/18/2011	<190	U		<190	U		<190	U		<130	U		<130	U		<130	U		<130	U		<160	U	
		VMP-14-29-040511	4/5/2011	<160	U		<160	U		<160	U		<110	U		<110	U		<110	U		<110	U		<140	U	
VMP-15	5 ft	VMP-15-5	11/18/2009	<0.007	U		<0.007	U		<0.007	U		<0.005	U		<0.005	U		<0.005	U		<0.005	U		<0.006	U	
		VMP-15-5-D	11/18/2009	<0.007	U		<0.007	U		<0.007	U		<0.005	U		<0.005	U		<0.005	U		<0.005	U		<0.006	U	
		VMP 15-5-091410	9/14/2010	<0.0076	U		<0.0076	U		<0.0076	U		<0.0051	U		<0.0051	U		<0.005	U		<0.005	U		0.002	J	
		VMP-15-5-113010	11/30/2010	<0.18	U		<0.18	U		<0.18	U		<0.12	U		<0.12	U		<0.12	U		<0.12	U		<0.15	U	
		VMP-15-5-021611	2/16/2011	<0.17	U		<0.17	U		<0.17	U		<0.11	U		<0.11	U		<0.11	U		<0.11	U		<0.14	U	
		VMP-15-5-042011	4/20/2011	<0.4	U		<0.4	U		<0.4	U		<0.27	U		<0.27	U		<0.26	U		<0.26	U		<0.33	U	
		VMP-15-5-080811	8/8/2011	<0.0089	J	U	<0.0089	J	U	<0.0089	J	U	<0.006	U		<0.006	J	U	<0.0059	U		<0.0059	U		0.0026	J	
		VMP-15-5-111511	11/15/2011	<0.01	U		<0.01	U		<0.01	U		<0.0067	U		<0.0067	U		<0.0066	U		<0.0066	U		<0.0082	U	
	21.5 ft	VMP-15-21.5	11/18/2009	<3.4	U		<3.4	U		<3.4	U		<2.3	U		<2.3	U		<2.3	U		<2.2	U		<2.8	U	
		VMP 15-21.5-091410	9/14/2010	<0.82	U		<0.82	U		<0.82	U		<0.55	U		<0.55	U		<0.54	U		<0.54	U		<0.68	U	
		VMP-15-21.5-113010	11/30/2010	<0.96	U		<0.96	U		<0.96	U		<0.65	U		<0.65	U		<0.64	U		<0.64	U		<0.79	U	
		VMP-15-21.5-021611	2/16/2011	<0.67	U		<0.67	U		<0.67	U		<0.45	U		<0.45	U		<0.44	U		<0.44	U		<0.55	U	
		VMP-15-21.5-042011	4/20/2011	<1	U		<1	U		<1	U		<0.71	U		<0.71	U		<0.7	U		<0.7	U		<0.87	U	
		VMP-15-21.5-080811	8/8/2011	<0.85	U		<0.85	U		<0.85	U		<0.57	U		<0.57	U		<0.56	U		<0.56	U		<0.7	U	
		VMP-15-21.5-111511	11/15/2011	<0.68	U		<0.68	U		<0.68	U		<0.46	U		<0.46	U		<0.45	U		<0.45	U		<0.56	U	UJ
	25.5 ft	VMP-15-25.5	11/18/2009	<3.6	U		<3.6	U		<3.6	U		<2.4	U		<2.4	U		<2.4	U		<2.4	U		<2.9	U	
		VMP 15-25.5-091410	9/14/2010	<0.0078	U		<0.0078	U		<0.0078	U		<0.0052	U		<0.0052	U		<0.0051	U		<0.0051	U		0.002	J	
		VMP-15-25.5-021611	2/16/2011	<0.1	U		<0.1	U		<0.1	U		<0.07	U		<0.07	U		<0.068	U		<0.068	U		<0.085	U	
		VMP-15-25.5-042011	4/20/2011	<0.085	U		<0.085	U		<0.085	U		<0.057	U		<0.057	U		<0.056	U		<0.056	U		<0.07	U	
		VMP-15-25.5-042011-Dup	4/20/2011	<0.079	U		<0.079	U		<0.079	U		<0.053	U		<0.053	U		<0.052	U		<0.052	U		<0.065	U	
		VMP-15-25.5-080811	8/8/2011	<0.085	U		<0.085	U		<0.085	U		<0.057	U		<0.057	U		<0.056	U		<0.056	U		<0.07	U	
		VMP-15-25.5-111511	11/15/2011	<0.026	U		<0.026	U		<0.026	U		<0.018	U		<0.018	U		<0.017	U		<0.017	U		<0.021	U	UJ
	29 ft	VMP-15-29	11/19/2009	<4.5	U		<4.5	U		<4.5	U		<3	U		<3	U		<3	U		<3	U		<3.7	U	

TABLE 4 CUMULATIVE SUMMARY OF SOIL VAPOR ANALYTICAL DETECTIONS AND SCREENING RESULTS:PUBLIC WORKS YARD AND WRR - VOCS

				Dichloromethane (Methylene chloride)			1,2-Dichloropropane			trans-1,3-Dichloropropene			1,4-Dioxane			Ethanol			Ethylbenzene			4-Ethyltoluene			Freon 113		
Screening Critiera (mg/m³)				45			0.46			6.2			2.3						8,300								
Location	Depth	Sample ID	Sample Date	Result (mg/m³)	Lab Qualifier	URS Qualifier	Result (mg/m³)	Lab Qualifier	URS Qualifier	Result (mg/m³)	Lab Qualifier	URS Qualifier	Result (mg/m³)	Lab Qualifier	URS Qualifier	Result (mg/m³)	Lab Qualifier	URS Qualifier	Result (mg/m³)	Lab Qualifier	URS Qualifier	Result (mg/m³)	Lab Qualifier	URS Qualifier	Result (mg/m³)	Lab Qualifier	URS Qualifier
VMP-13	5 ft	VMP-13-5	11/16/2009	<8.4	U		<11	U		<11	U		<35	U		<18	U		<10	U		<12	U		<18	U	
		VMP 13-5-091310	9/13/2010	<0.03	U		<0.041	U		<0.04	U		<0.13	U		0.24			<0.038	U		<0.043	U		<0.067	U	
		VMP-13-5-120110	12/1/2010	<0.004	U		<0.0054	U		<0.0053	U		<0.017	U		0.007	J		0.047			0.032			<0.0089	U	
		VMP-13-5-021811	2/18/2011	<0.0048	U		<0.0064	U		<0.0063	U		<0.02	U		0.024			<0.006	U		<0.0068	U		<0.01	U	
		VMP-13-5-040511	4/5/2011	0.0082	J		<0.013	U		<0.012	U		<0.04	U		0.0054	J		<0.012	U		<0.014	U		<0.021	U	
		VMP-13-5-080911	8/9/2011	0.0085	J		<0.014	U		<0.013	U		<0.043	U		0.063		J	0.0025	J		0.0019	J		<0.023	U	
		VMP-13-5-080911-Dup	8/9/2011	0.004	J		<0.012	U		<0.012	U		<0.038	U		0.14		J	0.0021	J		<0.013	U		<0.02	U	
		VMP-13-5-111411	11/14/2011	<0.0032	J	U	<0.0042	U		<0.0042	U		<0.013	U		0.027			0.00094	J		<0.0045	U		<0.007	U	
	10.5 ft	VMP-13-10.5	11/17/2009	<1	U		<1.4	U		<1.4	U		<4.3	U		<2.2	U		<1.3	U		<1.5	U		<2.3	U	
		VMP-13-10.5-D	11/17/2009	<1.1	U		<1.4	U		<1.4	U		<4.4	U		<2.3	U		<1.3	U		<1.5	U		<2.4	U	
		VMP 13-10.5-091310	9/13/2010	<0.011	U		<0.015	U		<0.015	U		<0.047	U		<0.024	U		<0.014	U		<0.016	U		<0.025	U	
		VMP 13-10.5-091310-Dup	9/13/2010	<0.011	U		<0.015	U		<0.014	U		0.041	J		0.014	J		<0.014	U		<0.016	U		<0.024	U	
		VMP-13-10.5-120110	12/1/2010	<0.0045	U		<0.006	U		<0.0059	U		<0.019	U		<0.0098	U		<0.0056	J	U	<0.0064	U		<0.0099	U	
		VMP-13-10.5-120110-Dup	12/1/2010	<0.0047	U		<0.0062	U		<0.0061	U		<0.019	U		0.016			<0.0059	U		<0.0066	U		<0.01	U	
		VMP-13-10.5-021811	2/18/2011	<1.8	U		<2.5	U		<2.4	U		<7.7	U		<4	U		<2.3	U		<2.6	U		<4.1	U	
		VMP-13-10.5-021811-Dup	2/18/2011	<1.8	U		<2.4	U		<2.3	U		<7.4	U		<3.9	U		<2.2	U		<2.5	U		<3.9	U	
		VMP-13-10.5-040511	4/5/2011	<0.0048	J	U	<0.0064	U		<0.0063	U		<0.02	U		0.0077	J		<0.006	U		<0.0068	U		<0.01	U	
		VMP-13-10.5-080911	8/9/2011	<0.1	U		<0.14	U		<0.14	U		<0.44	U		<0.23	U		<0.13	U		<0.15	U		<0.23	U	
		VMP-13-10.5-111411	11/14/2011	0.0044			<0.0041	U		<0.004	U		<0.013	U		0.053			0.0012	J		0.00071	J		<0.0067	U	
	21.5 ft	VMP-13-21.5	11/17/2009	<53	U		<70	U		<69	U		<220	U		<110	U		<66	U		<75	U		<120	U	
		VMP 13-21.5-091310	9/13/2010	9.2			<11	U		<11	U		<35	U		<18	U		<10	U		<12	U		<18	U	
		VMP-13-21.5-120110	12/1/2010	28			<22	U		<21	U		<68	U		<35	U		<20	U		<23	U		<36	U	
		VMP-13-21.5-021811	2/18/2011	0.51	J		<3.2	U		<3.2	U		<10	U		<5.3	U		<3	U		<3.4	U		<5.4	U	
		VMP-13-21.5-040511	4/5/2011	2.3	J		<4.7	U		<4.6	U		<14	U		<7.6	U		<4.4	U		<5	U		<7.7	U	
		VMP-13-21.5-080911	8/9/2011	<0.44	U		<0.58	U		<0.57	U		<1.8	U		<0.95	U		0.38	J		<0.62	U		<0.96	U	
		VMP-13-21.5-111411	11/14/2011	<2	U		<2.6	U		<2.6	U		<8.3	U		<4.3	U		<2.5	U		<2.8	U		<4.4	U	
		VMP-13-21.5-111411-Dup	11/14/2011	<2	U		<2.6	U		<2.6	U		<8.3	U		<4.3	U		<2.5	U		<2.8	U		<4.4	U	
	29.5 ft	VMP-13-29.5	11/17/2009	<100	U		<140	U		<140	U		<430	U		<220	U		<130	U		<150	U		<230	U	
		VMP-13-29.5-021811	2/18/2011	<75	U		<100	U		<98	U		<310	U		<160	U		<94	U		<110	U		<160	U	
		VMP-13-29.5-040511	4/5/2011	<49	U		<65	U		<64	U		<200	U		<100	U		20	J		<69	U		<110	U	
VMP-14	5 ft	VMP-14-5	11/20/2009	<0.009	U		<0.012	U		<0.012	U		<0.037	U		<0.019	U		<0.011	U		<0.013	U		<0.02	U	
		VMP 14-5-091010	9/10/2010	<0.22	U		<0.29	U		<0.28	U		<0.89	U		<0.47	U		<0.27	U		<0.3	U		<0.48	U	
		VMP-14-5-120110	12/1/2010	<0.0042	U		<0.0055	U		<0.0054	U		<0.017	U		0.0085	J		<0.0052	U		<0.0059	U		<0.0092	U	
		VMP-14-5-021711	2/17/2011	<0.0046	U		<0.0061	U		<0.006	U		<0.019	U		0.026	J	J	0.0029	J		<0.0065	U		<0.01	U	
		VMP-14-5-040511	4/5/2011	0.0022	J		<0.0062	U		<0.0061	U		<0.019	U		0.012			<0.0058	U		<0.0066	U		<0.01	U	
		VMP-14-5-080811	8/8/2011	<4.9	U		<6.5	U		<6.4	U		<20	U		<10	U		<6.1	U		<6.9	U		<11	U	
		VMP-14-5-111411	11/14/2011	<0.012	U		<0.016	U		<0.016	U		<0.051	U		<0.026	U		<0.015	U		<0.017	U		<0.027	U	
	11.5 ft	VMP-14-11.5	11/16/2009	<1.1	U		<1.4	U		<1.4	U		<4.4	U		<2.3	U		<1.3	U		<1.5	U		<2.4	U	
		VMP 14-11.5-091010	9/10/2010	<3.3	U		<4.4	U		<4.3	U		<14	U		<7.2	U		<4.1	U		<4.7	U		<7.3	U	
		VMP-14-11.5-120110	12/2/2010	1.2			<0.39	U		<0.38	U		<1.2	U		<0.63	U		<0.36	U		<0.41	U		<0.64	U	
		VMP-14-11.5-120110-Dup	12/2/2010	1.9			<0.35	U		<0.34	U		<1.1	U		<0.57	U		0.08	J		<0.37	U		<0.58	U	
		VMP-14-11.5-021711	2/17/2011	<0.096	U		<0.13	U		<0.12	U		<0.4	U		<0.21	U		<0.12	U		<0.14	U		<0.21	U	
		VMP-14-11.5-021711-Dup	2/17/2011	<0.096	U		<0.13	U		<0.12	U		<0.4	U		<0.21	U		<0.12	U		<0.14	U		<0.21	U	
		VMP-14-11.5-040511	4/5/2011	<0.016	U		<0.021	U		<0.02	U		<0.065	U		<0.034	U		0.0054	J		<0.022	U		<0.034	U	
		VMP-14-11.5-080811	8/8/2011	<0.48	U		<0.64	U		<0.63	U		<2	U		<1	U		<0.6	U		<0.68	U		<1.1	U	
		VMP-14-11.5-111511	11/15/2011	<0.75	U		<1	U		<0.98	U		<3.1	U		<1.6	U		<0.94	U		<1.1	U		<1.6	U	
	20 ft	VMP-14-20	11/16/2009	<41	U		<55	U		<54	U		<170	U		<90	U		<52	U		<58	U		<91	U	
		VMP 14-20-091010	9/10/2010	18	J		<67	U		<66	U		<210	U		<110	U		<63	U		<72	U		<110	U	
		VMP 14-20-091010-Dup	9/10/2010	<52	U		<70	U		<68	U		<220	U		<110	U		<66	U		<74	U		<120	U	
		VMP-14-20-120110	12/2/2010	160			<180	U		<180	U		<560	U		<300	U		<170	U		<190	U		<300	U	
		VMP-14-20-021811	2/18/2011	<77	U		<100	U		<100	U		<320	U		<170	U		<96	U		<110	U		<170	U	
		VMP-14-20-040511	4/5/2011	<33	U		<44	U		<43	U		<140	U		<72	U		<41	U		<47	U		<73	U	
		VMP-14-20-080811	8/8/2011	<12	U		<16	U		<16	U		<50	U		<26	U		<15	U		<17	U		<26	U	
		VMP-14-20-111511	11/15/2011	<62	U		<82	U		<81	U		<260	U		<130	U		<77	U		<88	U		<140	U	
	29 ft	VMP-14-29	11/16/2009	<160	U		<220	U		<210	U		<670	U		<350	U		<200	U		<230	U		<360	U	
		VMP-14-29-021811	2/18/2011	<110	U		<150	U		<140	U		<460	U		<240	U		<140	U		<160	U		<250	U	
		VMP-14-29-040511	4/5/2011	<96	U		<130	U		<120	U		<400	U		<210	U		<120	U		<140	U		<210	U	
VMP-15	5 ft	VMP-15-5	11/18/2009	<0.004	U		<0.005	U		<0.005	U		<0.018	U		0.011		J	<0.005	U		<0.006	U		<0.009	U	
		VMP-15-5-D	11/18/2009	<0.004	U		<0.005	U		<0.005	U		<0.018	U		0.018		J	<0.005	U		<0.006	U		<0.009	U	
		VMP 15-5-091410	9/14/2010	0.001	J		<0.0058	U		<0.0057	U		<0.018	U		0.0076	J		<0.0055	U		<0.0062	U		<0.0096	U	
		VMP-15-5-113010	11/30/2010	<0.1	U		<0.14	U		<0.14	U		<0.43	U		<0.22	U		0.031	J		<0.15	U		<0.23	U	
		VMP-15-5-021611	2/16/2011	0.091	J		<0.13	U		<0.13	U		<0.41	U		0.13	J	J	<0.12	U		<0.14	U		<0.22	U	
		VMP-15-5-042011	4/20/2011	<0.23	U		<0.3	U		<0.3	U		<0.95	U		<0.5	U		<0.29	U		<0.32	U		<0.5	U	
		VMP-15-5-080811	8/8/2011	0.012			<0.0069	U		<0.0067	J	U	<0.021	U		0.072			0.0016	J		<0.0073	J	U	<0.011	U	
		VMP-15-5-111511	11/15/2011	<0.0058	J	U	<0.0077	U		<0.0075	U		<0.024	U		0.026			0.0031	J		0.0011	J		<0.013	U	
	21.5 ft	VMP-15-21.5	11/18/2009	<2	U		<2.6	U		<2.6	U		<8.2	U		<4.3	U		<2.5	U		<2.8	U		<4.4	U	
		VMP 15-21.5-091410	9/14/2010	<0.48	U		<0.63	U		<0.62	U		<2	U		<1	U		<0.59	U		<0.67	U		<1	U	
		VMP-15-21.5-113010	11/30/2010	<0.56	U		<0.74	U		<0.73	U		<2.3	U		<1.2	U		<0.7	U		<0.79	U		<1.2	U	
		VMP-15-21.5-021611	2/16/2011	<0.39	U		<0.52	U		<0.51	U		<1.6	U		<0.84	U		<0.49	U		<0.55	U		<0.86	U	
		VMP-15-21.5-042011	4/20/2011	<0.61	U		<0.81	U		<0.8	U		<2.5	U		<1.3	U		<0.76	U		<0.86	U		<1.3	U	
		VMP-15-21.5-080811	8/8/2011	0.58			<0.65	U		<0.64	U		<2	U		<1.1	U		<0.61	U		<0.69	U		<1.1	U	
		VMP-15-21.5-111511	11/15/2011	<0.39	U		<0.52	U		<0.51	U		<1.6	U		<0.85	U		<0.49	U		<0.55	U		<0.86	U	
	25.5 ft	VMP-15-25.5	11/18/2009	<2.1	U		<2.7	U		<2.7	U		<8.6	U		<4.5	U		<2.6	U		<2.9	U		<4.6	U	
		VMP 15-25.5-091410	9/14/2010	0.0026	J		<0.006	U		<0.0058	U		<0.018	U		0.0053	J		<0.0056	U		<0.0063	U		<0.0099	U	
		VMP-15-25.5-021611	2/16/2011	<0.06	U		<0.079	U		<0.078	U		<0.25	U		<0.13	U		<0.075	U		<0.084	U		<0.13	U	
		VMP-15-25.5-042011	4/20/2011	<0.049	U	UJ	<0.065	U		<0.064	U		<0.2	U		<0.11	U		<0.061	U		<0.069	U		<0.11	U	
		VMP-15-25.5-042011-Dup	4/20/2011	0.15		J	<0.061	U		<0.06	U		<0.19	U		<0.099	U		<0.057	U		<0.065	U		<0.1	U	
		VMP-15-25.5-080811	8/8/2011	<0.049	U		<0.065	U		<0.064	U		<0.2	U		0.087	J		<0.061	U		<0.069	U		<0.11	U	
		VMP-15-25.5-111511	11/15/2011	0.004	J		<0.02	U		<0.02	U		<0.062	U		0.027	J		<0.019	U		<0.021	U		<0.033	U	
	29 ft	VMP-15-29	11/19/2009	<2.6	U		<3.4	U		<3.4	U		<11	U		<5.6	U		<3.2	U		<3.7	U		<5.7	U	

TABLE 4 CUMULATIVE SUMMARY OF SOIL VAPOR ANALYTICAL DETECTIONS AND SCREENING RESULTS:PUBLIC WORKS YARD AND WRR - VOCS

				Heptane			Hexachlorobutadiene			Hexane			2-Hexanone (Methyl N-Butyl Ketone)			Isopentane			Isopropylbenzene (Cumene)			4-Methyl-2-pentanone (Methyl Isobutyl Ketone)			Methyl tert-Butyl Ether (MTBE)		
Screening Critiera (mg/m³)																			3,500						23,000		
Location	Depth	Sample ID	Sample Date	Result (mg/m³)	Lab Qualifier	URS Qualifier	Result (mg/m³)	Lab Qualifier	URS Qualifier	Result (mg/m³)	Lab Qualifier	URS Qualifier	Result (mg/m³)	Lab Qualifier	URS Qualifier	Result (mg/m³)	Lab Qualifier	URS Qualifier	Result (mg/m³)	Lab Qualifier	URS Qualifier	Result (mg/m³)	Lab Qualifier	URS Qualifier	Result (mg/m³)	Lab Qualifier	URS Qualifier
VMP-13	5 ft	VMP-13-5	11/16/2009	<9.9	U		<100	U		<8.5	U		<40	U					<12	U		<9.9	U		<8.7	U	
		VMP 13-5-091310	9/13/2010	0.0094	J		<0.38	U		0.015	J		<0.14	U					<0.043	U		<0.036	U		<0.032	U	
		VMP-13-5-120110	12/1/2010	0.084			<0.05	U		0.14			<0.019	U					0.0037	J		<0.0048	U		<0.0042	J	U
		VMP-13-5-021811	2/18/2011	0.0016	J		<0.059	U		0.0022	J		0.00065	J					<0.0068	U		<0.0056	U		<0.005	U	
		VMP-13-5-040511	4/5/2011	0.007	J		<0.12	U		0.0088	J		<0.045	U		0.021	J		<0.014	U		<0.011	U		<0.01	U	
		VMP-13-5-080911	8/9/2011	<0.012	U		<0.13	U		0.0065	J		<0.048	U		3		J	0.039		J	0.12		J	<0.011	U	
		VMP-13-5-080911-Dup	8/9/2011	<0.011	U		<0.11	U		0.0098			0.0024	J		2		J	0.026		J	0.081		J	<0.0095	U	
		VMP-13-5-111411	11/14/2011	0.002	J		<0.039	U		0.00093	J		<0.015	U		0.0017	J		0.0046			0.031			<0.0033	U	
	10.5 ft	VMP-13-10.5	11/17/2009	<1.2	U		<13	U		<1	U		<4.9	U					<1.5	U		<1.2	U		<1.1	U	
		VMP-13-10.5-D	11/17/2009	<1.3	U		<13	U		<1.1	U		<5.1	U					<1.5	U		<1.3	U		<1.1	U	
		VMP 13-10.5-091310	9/13/2010	0.0052	J		<0.14	U		0.028		J	<0.053	U					<0.016	U		<0.013	U		<0.012	U	
		VMP 13-10.5-091310-Dup	9/13/2010	0.0072	J		<0.14	U		0.043		J	<0.052	U					<0.016	U		<0.013	U		<0.011	U	
		VMP-13-10.5-120110	12/1/2010	0.0029	J		<0.055	U		0.0076			<0.021	U					<0.0064	U		<0.0053	U		<0.0047	J	U
		VMP-13-10.5-120110-Dup	12/1/2010	0.0036	J		<0.058	U		0.01			<0.022	U					<0.0066	U		<0.0055	U		<0.0049	J	U
		VMP-13-10.5-021811	2/18/2011	<2.2	U		<23	U		<1.9	U		<8.8	U					<2.6	U		<2.2	U		<1.9	U	
		VMP-13-10.5-021811-Dup	2/18/2011	<2.1	U		<22	U		<1.8	U		<8.4	U					<2.5	U		<2.1	U		<1.8	U	
		VMP-13-10.5-040511	4/5/2011	0.003	J		<0.059	U		0.0063			<0.023	U		0.017			<0.0068	U		<0.0056	U		<0.005	U	
		VMP-13-10.5-080911	8/9/2011	<0.12	U		<1.3	U		0.3			<0.5	U		48			0.027	J		<0.12	U		<0.11	U	
		VMP-13-10.5-111411	11/14/2011	0.0018	J		<0.038	U		0.0013	J		<0.014	U		0.0086	J		0.0049			0.039			<0.0032	U	
	21.5 ft	VMP-13-21.5	11/17/2009	<62	U		<650	U		<54	U		<250	U					<75	U		<62	U		<55	U	
		VMP 13-21.5-091310	9/13/2010	<9.9	U		<100	U		2.1	J		<40	U					<12	U		<9.9	U		<8.7	U	
		VMP-13-21.5-120110	12/1/2010	<19	U		<200	U		<16	U		<77	U					<23	U		<19	U		<17	U	
		VMP-13-21.5-021811	2/18/2011	<2.9	U		<30	U		<2.5	U		<11	U					<3.4	U		<2.9	U		<2.5	U	
		VMP-13-21.5-040511	4/5/2011	<4.1	U		<43	U		<3.6	U		<16	U		40			<5	U		<4.1	U		<3.6	U	
		VMP-13-21.5-080911	8/9/2011	<0.52	U		<5.4	U		1			<2.1	U		100			<0.62	U		<0.52	U		<0.45	U	
		VMP-13-21.5-111411	11/14/2011	<2.4	U		<24	U		<2	U		<9.4	U		63			<2.8	U		<2.4	U		<2.1	U	
		VMP-13-21.5-111411-Dup	11/14/2011	<2.4	U		<24	U		0.98	J		<9.4	U		63			<2.8	U		<2.4	U		<2.1	U	
	29.5 ft	VMP-13-29.5	11/17/2009	<120	U		<1300	U		<100	U		<490	U					<150	U		<120	U		<110	U	
		VMP-13-29.5-021811	2/18/2011	<88	U		<920	U		<76	U		<350	U					<110	U		<88	U		<78	U	
		VMP-13-29.5-040511	4/5/2011	<57	U		<600	U		<49	U		<230	U		100	J		<69	U		<57	U		<50	U	
VMP-14	5 ft	VMP-14-5	11/20/2009	<0.01	U		<0.11	U		0.015			<0.042	U					<0.013	U		<0.01	U		<0.009	U	
		VMP 14-5-091010	9/10/2010	<0.25	U		<2.6	U		0.55			<1	U					<0.3	U		<0.25	U		<0.22	U	
		VMP-14-5-120110	12/1/2010	0.0011	J		<0.051	U		0.0017	J		<0.02	U					<0.0059	U		<0.0049	U		0.00061	J	
		VMP-14-5-021711	2/17/2011	0.059			<0.056	U		0.1			<0.022	U					<0.0065	J	U	<0.0054	U		<0.0048	U	
		VMP-14-5-040511	4/5/2011	<0.0055	U		<0.057	U		0.0076			<0.022	U		1.7	E	J	<0.0066	U		<0.0055	U		0.00051	J	
		VMP-14-5-080811	8/8/2011	10			<60	U		120			<23	U		4700			<6.9	U		<5.8	U		<5.1	U	
		VMP-14-5-111411	11/14/2011	<0.014	U		<0.15	U		<0.012	U		<0.058	U		0.0097	J		0.0022	J		0.019			<0.013	U	
	11.5 ft	VMP-14-11.5	11/16/2009	43			<13	U		380			<5	U					<1.5	U		<1.2	U		<1.1	U	
		VMP 14-11.5-091010	9/10/2010	<3.9	U		<41	U		4.6			<16	U					0.97	J		<3.9	U		<3.4	U	
		VMP-14-11.5-120110	12/2/2010	<0.34	U		<3.6	U		0.27	J		<1.4	U					<0.41	U		<0.34	U		<0.3	U	
		VMP-14-11.5-120110-Dup	12/2/2010	<0.31	U		<3.2	U		0.32			<1.2	U					<0.37	U		<0.31	U		<0.27	U	
		VMP-14-11.5-021711	2/17/2011	<0.11	U		<1.2	U		<0.097	U		<0.45	U					<0.14	U		<0.11	U		<0.1	U	
		VMP-14-11.5-021711-Dup	2/17/2011	<0.11	U		<1.2	U		<0.097	U		<0.45	U					<0.14	U		<0.11	U		<0.1	U	
		VMP-14-11.5-040511	4/5/2011	<0.018	U		<0.19	U		0.15			<0.073	U		43	E	J	<0.022	U		<0.018	U		<0.016	U	
		VMP-14-11.5-080811	8/8/2011	<0.57	U		<5.9	U		1.2			<2.3	U		490			<0.68	U		<0.57	U		<0.5	U	
		VMP-14-11.5-111511	11/15/2011	0.48	J		<9.2	U		7.7			<3.5	U		1000			<1.1	U		<0.88	U		<0.78	U	
	20 ft	VMP-14-20	11/16/2009	67			<510	U		350			<190	U					<58	U		<49	U		<43	U	
		VMP 14-20-091010	9/10/2010	100			<620	U		700			<240	U					6.4	J		<60	U		<52	U	
		VMP 14-20-091010-Dup	9/10/2010	98			<640	U		750			<250	U					<74	U		<62	U		<54	U	
		VMP-14-20-120110	12/2/2010	130	J		<1700	U		800			<640	U					<190	U		<160	U		<140	U	
		VMP-14-20-021811	2/18/2011	47	J		<940	U		320			<360	U					<110	U		<91	U		<80	U	
		VMP-14-20-040511	4/5/2011	51			<400	U		350			<160	U		3200			<47	U		<39	U		<34	U	
		VMP-14-20-080811	8/8/2011	70			<150	U		590			<56	U		6100			<17	U		<14	U		<12	U	
		VMP-14-20-111511	11/15/2011	60	J		<760	U		640			<290	U		6600			<88	U		<73	U		<64	U	
	29 ft	VMP-14-29	11/16/2009	220			<2000	U		900			<760	U					<230	U		<190	U		<170	U	
		VMP-14-29-021811	2/18/2011	110	J		<1400	U		530			<520	U					<160	U		<130	U		<120	U	
		VMP-14-29-040511	4/5/2011	140			<1200	U		700			<450	U		4600			<140	U		<110	U		<100	U	
VMP-15	5 ft	VMP-15-5	11/18/2009	<0.005	U		<0.054	U		<0.004	U		<0.021	U					<0.006	U		<0.005	U		<0.004	U	
		VMP-15-5-D	11/18/2009	<0.005	U		<0.054	U		<0.004	U		<0.021	U					<0.006	U		<0.005	U		<0.004	U	
		VMP 15-5-091410	9/14/2010	0.0059			<0.054	U		0.022			<0.021	U					<0.0062	U		<0.0052	U		<0.0045	U	
		VMP-15-5-113010	11/30/2010	<0.12	U		<1.3	U		0.12			<0.49	U					<0.15	U		<0.12	U		<0.11	U	
		VMP-15-5-021611	2/16/2011	<0.12	U		<1.2	U		<0.099	U		<0.46	U					<0.14	U		<0.12	U		<0.1	U	
		VMP-15-5-042011	4/20/2011	<0.27	U		<2.8	U		<0.23	U		<2.7	U		140			<0.32	U		<2.7	U		<0.24	U	
		VMP-15-5-080811	8/8/2011	0.0014	J		<0.063	U		0.0056			0.0016	J		0.014	J		0.01			0.07			<0.0054	U	
		VMP-15-5-111511	11/15/2011	0.019			<0.071	U		0.048			<0.027	U		0.26			0.0072	J		0.03			<0.006	U	
	21.5 ft	VMP-15-21.5	11/18/2009	30			<24	U		96			<9.3	U					<2.8	U		<2.3	U		<2	U	
		VMP 15-21.5-091410	9/14/2010	<0.56	U		<5.8	U		<0.48	U		<2.2	U					<0.67	U		<0.56	U		<0.49	U	
		VMP-15-21.5-113010	11/30/2010	<0.66	U		<6.8	U		<0.56	U		<2.6	U					<0.79	U		<0.66	U		<0.58	U	
		VMP-15-21.5-021611	2/16/2011	<0.46	U		<4.8	U		1.9			<1.8	U					<0.55	U		<0.46	U		<0.4	U	
		VMP-15-21.5-042011	4/20/2011	<0.72	U		<7.5	U		<0.62	U		<7.2	U		190			<0.86	U		<7.2	U		<0.63	U	
		VMP-15-21.5-080811	8/8/2011	<0.58	U		<6	U		<0.5	U		<2.3	U		130			<0.69	U		<0.58	U		<0.51	U	
		VMP-15-21.5-111511	11/15/2011	<0.46	U		<4.8	U		<0.4	U		<1.8	U		100			<0.55	U		<0.46	U		<0.4	U	
	25.5 ft	VMP-15-25.5	11/18/2009	22			<25	U		86			<9.7	U					<2.9	U		<2.4	U		<2.1	U	
		VMP 15-25.5-091410	9/14/2010	0.0039	J		<0.055	U		0.011			<0.021	U					<0.0063	U		<0.0053	U		<0.0046	U	
		VMP-15-25.5-021611	2/16/2011	<0.07	U		<0.73	U		<0.061	U		<0.28	U					<0.084	U		<0.07	U		<0.062	U	
		VMP-15-25.5-042011	4/20/2011	<0.058	U		<0.6	U		0.046	J		<0.58	U		0.42		J	<0.069	U		<0.58	U		<0.051	U	
		VMP-15-25.5-042011-Dup	4/20/2011	<0.054	U		<0.56	U		0.035	J		<0.54	U		2.5		J	<0.065	U		<0.54	U		<0.048	U	
		VMP-15-25.5-080811	8/8/2011	<0.058	U		<0.6	U		<0.05	U		<0.23	U		4.8			0.022	J		<0.058	U		<0.051	U	
		VMP-15-25.5-111511	11/15/2011	0.013	J		<0.18	U		0.097			<0.071	U		4.3			0.0026	J		0.044			<0.016	U	
	29 ft	VMP-15-29	11/19/2009	32			<32	U		110			<12	U					<3.7	U		<3	U		<2.7	U	

TABLE 4 CUMULATIVE SUMMARY OF SOIL VAPOR ANALYTICAL DETECTIONS AND SCREENING RESULTS:PUBLIC WORKS YARD AND WRR - VOCS

				2-Propanol			n-Propylbenzene			Styrene			Tetrachloroethene			Tetrahydrofuran			Toluene			1,2,4-Trichlorobenzene			1,1,1-Trichloroethane (Methyl chloroform)		
Screening Critiera (mg/m³)										8,500			4						40,000			50			41,000		
Location	Depth	Sample ID	Sample Date	Result (mg/m³)	Lab Qualifier	URS Qualifier	Result (mg/m³)	Lab Qualifier	URS Qualifier	Result (mg/m³)	Lab Qualifier	URS Qualifier	Result (mg/m³)	Lab Qualifier	URS Qualifier	Result (mg/m³)	Lab Qualifier	URS Qualifier	Result (mg/m³)	Lab Qualifier	URS Qualifier	Result (mg/m³)	Lab Qualifier	URS Qualifier	Result (mg/m³)	Lab Qualifier	URS Qualifier
VMP-13	5 ft	VMP-13-5	11/16/2009	<24	U		<12	U		<10	U		<16	U		<7.1	U		<9.1	U		<72	UJ	UJ	<13	U	
		VMP 13-5-091310	9/13/2010	<0.086	U		<0.043	U		<0.037	U		<0.06	U		<0.026	U		0.025	J		<0.26	U		<0.048	U	
		VMP-13-5-120110	12/1/2010	0.049			0.008			<0.005	U		<0.0079	J	U	<0.0034	U		0.036			<0.034	U		<0.0064	U	
		VMP-13-5-021811	2/18/2011	0.0066	J		<0.0068	U		<0.0059	U		<0.0094	U		<0.0041	U		0.011			<0.041	U		<0.0075	U	
		VMP-13-5-040511	4/5/2011	<0.027	U		<0.014	U		<0.012	U		<0.019	J	U	<0.0081	U		0.0026	J		<0.082	J	U	<0.015	U	
		VMP-13-5-080911	8/9/2011	0.021	J		<0.014	J	U	0.0025	J		<0.02	U		<0.0087	U		0.023			<0.088	J	U	<0.016	U	
		VMP-13-5-080911-Dup	8/9/2011	0.048			<0.013	U		0.0013	J		<0.018	U		<0.0078	U		0.022			<0.078	U		<0.014	U	
		VMP-13-5-111411	11/14/2011	0.012			<0.0045	U		<0.0039	U		<0.0062	U		<0.0027	U		0.011			<0.027	U		<0.005	U	
	10.5 ft	VMP-13-10.5	11/17/2009	<2.9	U		<1.5	U		<1.3	U		<2	U		<0.88	U		<1.1	U		<8.8	UJ	UJ	<1.6	U	
		VMP-13-10.5-D	11/17/2009	<3	U		<1.5	U		<1.3	U		<2.1	U		<0.91	U		<1.2	U		<9.2	U	UJ	<1.7	U	
		VMP 13-10.5-091310	9/13/2010	0.013	J		<0.016	U		<0.014	U		0.0073	J		<0.0096	U		0.0075	J		<0.097	U		<0.018	U	
		VMP 13-10.5-091310-Dup	9/13/2010	0.012	J		<0.016	U		<0.014	U		0.0034	J		<0.0094	U		0.0074	J		<0.094	U		<0.017	U	
		VMP-13-10.5-120110	12/1/2010	0.1			<0.0064	U		<0.0055	U		<0.0088	J	U	<0.0038	U		0.0011	J		<0.038	U		0.001	J	
		VMP-13-10.5-120110-Dup	12/1/2010	0.13			<0.0066	U		<0.0058	U		<0.0092	J	U	<0.004	U		0.00092	J		<0.04	U		0.0011	J	
		VMP-13-10.5-021811	2/18/2011	<5.2	U		<2.6	U		<2.3	U		<3.6	U		<1.6	U		<2	U		<16	U		<2.9	U	
		VMP-13-10.5-021811-Dup	2/18/2011	<5.1	U		<2.5	U		<2.2	U		<3.5	U		<1.5	U		<1.9	U		<15	U		<2.8	U	
		VMP-13-10.5-040511	4/5/2011	0.0022	J		<0.0068	U		<0.0059	U		<0.0094	J	U	<0.0041	U		0.0011	J		<0.041	J	U	<0.0075	U	
		VMP-13-10.5-080911	8/9/2011	<0.3	U		<0.15	U		<0.13	U		<0.2	U		<0.089	U		<0.11	U		<0.9	U		<0.16	U	
		VMP-13-10.5-111411	11/14/2011	0.022			<0.0043	U		<0.0037	U		<0.006	U		<0.0026	U		0.017			<0.026	U		<0.0048	U	
	21.5 ft	VMP-13-21.5	11/17/2009	<150	U		<75	U		<65	U		<100	U		<45	U		<57	U		<450	U	UJ	<83	U	
		VMP 13-21.5-091310	9/13/2010	<24	U		<12	U		<10	U		<16	U		<7.1	U		3.7	J		<72	U		<13	U	
		VMP-13-21.5-120110	12/1/2010	<46	U		<23	U		<20	U		<32	U		<14	U		<18	U		<140	U		<26	U	
		VMP-13-21.5-021811	2/18/2011	1.7	J		<3.4	U		0.53	J		<4.7	U		<2.1	U		0.54	J		<21	U		<3.8	U	
		VMP-13-21.5-040511	4/5/2011	<9.9	U		<5	U		<4.3	U		<6.8	U		<3	U		<3.8	U		<30	U		<5.5	U	
		VMP-13-21.5-080911	8/9/2011	<1.2	U		<0.62	U		<0.54	U		<0.85	U		<0.37	U		0.18	J		<3.7	U		<0.69	U	
		VMP-13-21.5-111411	11/14/2011	<5.6	U		<2.8	U		<2.4	U		<3.9	U		<1.7	U		3.5			<17	U		<3.1	U	
		VMP-13-21.5-111411-Dup	11/14/2011	0.96	J		<2.8	U		<2.4	U		<3.9	U		<1.7	U		3.6			<17	U		<3.1	U	
	29.5 ft	VMP-13-29.5	11/17/2009	<290	U		<150	U		<130	U		<200	U		<88	U		120			<880	U	UJ	<160	U	
		VMP-13-29.5-021811	2/18/2011	<210	U		<110	U		<92	U		<150	U		<64	U		16	J		<640	U		<120	U	
		VMP-13-29.5-040511	4/5/2011	<140	U		<69	U		<60	U		<95	U		<41	U		19	J		<420	U		<76	U	
VMP-14	5 ft	VMP-14-5	11/20/2009	<0.025	U		<0.013	U		<0.011	U		<0.018	U		<0.007	U		<0.009	U		<0.076	U		<0.014	U	
		VMP 14-5-091010	9/10/2010	<0.61	U		<0.3	U		<0.26	U		<0.42	U		<0.18	U		<0.23	U		<1.8	U		<0.34	U	
		VMP-14-5-120110	12/1/2010	0.15			<0.0059	U		<0.0051	U		<0.0081	U		0.0025	J		<0.0045	U		<0.036	U		<0.0065	U	
		VMP-14-5-021711	2/17/2011	0.0053	J		<0.0065	J	U	<0.0056	U		<0.009	U		<0.0039	U		<0.005	J	U	<0.039	U		<0.0072	U	
		VMP-14-5-040511	4/5/2011	0.004	J		<0.0066	U		<0.0057	U		<0.0091	J	U	<0.004	U		0.0032	J		<0.04	J	U	<0.0073	U	
		VMP-14-5-080811	8/8/2011	<14	U		<6.9	U		<6	U		<9.5	U		<4.1	U		<5.3	U		<42	U		<7.7	U	
		VMP-14-5-111411	11/14/2011	0.0088	J		<0.017	U		<0.015	U		<0.024	U		<0.01	U		0.02			<0.1	U		<0.019	U	
	11.5 ft	VMP-14-11.5	11/16/2009	<3	U		<1.5	U		<1.3	U		<2.1	U		<0.91	U		<1.2	U		<9.1	UJ	UJ	<1.7	U	
		VMP 14-11.5-091010	9/10/2010	<9.4	U		<4.7	U		<4.1	U		<6.5	U		<2.8	U		<3.6	U		<28	U		<5.2	U	
		VMP-14-11.5-120110	12/2/2010	0.39	J		<0.41	U		<0.36	U		<0.57	U		<0.25	U		<0.32	U		<2.5	U		<0.46	U	
		VMP-14-11.5-120110-Dup	12/2/2010	0.42	J		<0.37	U		<0.32	U		<0.52	U		<0.22	U		0.15	J		<2.2	U		<0.41	U	
		VMP-14-11.5-021711	2/17/2011	<0.27	U		<0.14	U		<0.12	U		<0.19	U		<0.081	U		<0.1	U		<0.82	U		<0.15	U	
		VMP-14-11.5-021711-Dup	2/17/2011	<0.27	U		<0.14	U		<0.12	U		<0.19	U		<0.081	U		<0.1	U		<0.82	U		<0.15	U	
		VMP-14-11.5-040511	4/5/2011	<0.044	U		0.02	J		<0.019	U		<0.03	U		<0.013	U		0.035			<0.13	U		<0.024	U	
		VMP-14-11.5-080811	8/8/2011	<1.4	U		<0.68	U		<0.59	U		<0.94	U		<0.41	U		<0.52	U		<4.1	U		<0.76	U	
		VMP-14-11.5-111511	11/15/2011	0.42	J		<1.1	U		<0.92	U		<1.5	U		<0.64	U		1.9			<6.4	U		<1.2	U	
	20 ft	VMP-14-20	11/16/2009	<120	U		<58	U		<51	U		<81	U		<35	U		<45	U		<350	UJ	UJ	<65	U	
		VMP 14-20-091010	9/10/2010	<140	U		<72	U		<62	U		<99	U		<43	U		<55	U		<430	U		<79	U	
		VMP 14-20-091010-Dup	9/10/2010	<150	U		<74	U		<64	U		<100	U		<44	U		<57	U		<450	U		<82	U	
		VMP-14-20-120110	12/2/2010	<380	U		<190	U		<170	U		<260	U		<120	U		<150	U		<1200	U		<210	U	
		VMP-14-20-021811	2/18/2011	<220	U		<110	U		<94	U		<150	U		<65	U		<83	U		<660	U		<120	U	
		VMP-14-20-040511	4/5/2011	<93	U		<47	U		<40	U		<64	U		<28	U		<36	U		<280	U		<52	U	
		VMP-14-20-080811	8/8/2011	<34	U		<17	U		<15	U		<23	U		<10	U		<13	U		<100	U		<19	U	
		VMP-14-20-111511	11/15/2011	<170	U		<88	U		<76	U		<120	U		<52	U		34	J		<530	U		<97	U	
	29 ft	VMP-14-29	11/16/2009	<460	U		<230	U		<200	U		<320	U		<140	U		<180	U		<1400	UJ	UJ	<250	U	
		VMP-14-29-021811	2/18/2011	<320	U		<160	U		<140	U		<220	U		<95	U		47	J		<950	U		<180	U	
		VMP-14-29-040511	4/5/2011	<270	U		<140	U		<120	U		<190	U		<81	U		50	J		<820	U		<150	U	
VMP-15	5 ft	VMP-15-5	11/18/2009	<0.012	U		<0.006	U		<0.005	U		<0.008	U		<0.003	U		<0.004	U		<0.038	U		<0.006	U	
		VMP-15-5-D	11/18/2009	<0.012	U		<0.006	U		<0.005	U		<0.008	U		<0.003	U		<0.004	U		<0.038	U		<0.006	U	
		VMP 15-5-091410	9/14/2010	0.018			<0.0062	U		<0.0054	U		0.0016	J		<0.0037	U		0.0018	J		<0.037	U		<0.0069	U	
		VMP-15-5-113010	11/30/2010	<0.29	U		0.065	J		<0.13	U		<0.2	U		<0.088	U		<0.11	U		<0.89	U		<0.16	U	
		VMP-15-5-021611	2/16/2011	0.17	J		<0.14	U		0.036	J		<0.19	U		<0.083	U		0.1	J		<0.84	U		<0.15	U	
		VMP-15-5-042011	4/20/2011	<0.65	U		<0.32	U		<2.8	U		<0.45	U		<0.19	U		<0.25	U		<2	U		<0.36	U	
		VMP-15-5-080811	8/8/2011	0.04			<0.0073	J	U	0.0018	J		0.0013	J		<0.0044	U		0.013			<0.044	J	U	<0.0081	U	
		VMP-15-5-111511	11/15/2011	0.036			0.0019	J		<0.0071	U		<0.011	U		<0.0049	U		0.012			<0.049	U		<0.009	U	
	21.5 ft	VMP-15-21.5	11/18/2009	<5.6	U		<2.8	U		<2.4	U		<3.9	U		<1.7	U		<2.1	U		<17	U		<3.1	U	
		VMP 15-21.5-091410	9/14/2010	<1.3	U		<0.67	U		<0.58	U		<0.93	U		<0.4	U		<0.52	U		<4.1	U		<0.75	U	
		VMP-15-21.5-113010	11/30/2010	<1.6	U		<0.79	U		<0.68	U		<1.1	U		<0.47	U		<0.6	U		<4.8	U		<0.88	U	
		VMP-15-21.5-021611	2/16/2011	<1.1	U		<0.55	U		<0.48	U		<0.76	U		<0.33	U		<0.42	U		<3.3	U		<0.61	U	
		VMP-15-21.5-042011	4/20/2011	<1.7	U		<0.86	U		<7.5	U		<1.2	U		<0.52	U		<0.66	U		<5.2	U		<0.96	U	
		VMP-15-21.5-080811	8/8/2011	<1.4	U		<0.69	U		<0.6	U		<0.96	U		<0.42	U		0.1	J		<4.2	U		<0.77	U	
		VMP-15-21.5-111511	11/15/2011	<1.1	U		<0.55	U		<0.48	U		<0.76	U		<0.33	U		<0.42	U		<3.3	U		<0.61	U	
	25.5 ft	VMP-15-25.5	11/18/2009	<5.8	U		<2.9	U		<2.5	U		<4	U		<1.8	U		<2.2	U		<18	U		<3.2	U	
		VMP 15-25.5-091410	9/14/2010	0.0041	J		<0.0063	U		<0.0055	U		<0.0088	U		0.0033	J		0.0011	J		<0.038	U		<0.007	U	
		VMP-15-25.5-021611	2/16/2011	0.057	J		<0.084	U		<0.073	U		<0.12	U		<0.051	U		<0.065	U		<0.51	U		<0.094	U	
		VMP-15-25.5-042011	4/20/2011	<0.14	U		<0.069	U		<0.6	U		<0.096	U		<0.042	U		<0.053	U		<0.42	U		<0.077	U	
		VMP-15-25.5-042011-Dup	4/20/2011	<0.13	U		<0.065	U		<0.56	U		<0.09	U		<0.039	U		<0.05	U		<0.39	U		<0.072	U	
		VMP-15-25.5-080811	8/8/2011	<0.14	U		<0.069	U		<0.06	U		<0.096	U		<0.042	U		0.022	J		<0.42	U		<0.077	U	
		VMP-15-25.5-111511	11/15/2011	0.033	J		<0.021	U		<0.018	U		<0.029	U		<0.013	U		0.015	J		<0.13	U		<0.024	U	
	29 ft	VMP-15-29	11/19/2009	<7.3	U		<3.7	U		<3.2	U		<5	U		<2.2	U		<2.8	U		<22	U		<4.1	U	

TABLE 4 CUMULATIVE SUMMARY OF SOIL VAPOR ANALYTICAL DETECTIONS AND SCREENING RESULTS:PUBLIC WORKS YARD AND WRR - VOCS

				1,1,2-Trichloroethane			Trichloroethene			Trichlorofluoromethane			1,2,4-Trimethylbenzene			1,3,5-Trimethylbenzene			2,2,4-Trimethylpentane			m,p-Xylene			o-Xylenes		
Screening Critiera (mg/m³)				170,000			12			5,600												820			790		
Location	Depth	Sample ID	Sample Date	Result (mg/m³)	Lab Qualifier	URS Qualifier	Result (mg/m³)	Lab Qualifier	URS Qualifier	Result (mg/m³)	Lab Qualifier	URS Qualifier	Result (mg/m³)	Lab Qualifier	URS Qualifier	Result (mg/m³)	Lab Qualifier	URS Qualifier	Result (mg/m³)	Lab Qualifier	URS Qualifier	Result (mg/m³)	Lab Qualifier	URS Qualifier	Result (mg/m³)	Lab Qualifier	URS Qualifier
VMP-13	5 ft	VMP-13-5	11/16/2009	<13	U		<13	U		<14	U		<12	U		<12	U		28			<10	U		<10	U	
		VMP 13-5-091310	9/13/2010	<0.048	U		<0.047	U		<0.049	U		<0.043	U		<0.043	U		0.073			0.0064	J		<0.038	U	
		VMP-13-5-120110	12/1/2010	<0.0064	U		<0.0063	J	U	0.0015	J		0.037			0.0091			0.13			0.11			0.037		
		VMP-13-5-021811	2/18/2011	<0.0075	U		<0.0074	U		<0.0078	U		<0.0068	U		<0.0068	U		0.0028	J		<0.006	U		<0.006	U	
		VMP-13-5-040511	4/5/2011	<0.015	U		0.006	J		<0.016	U		<0.014	U		<0.014	U		0.012	J		<0.012	U		<0.012	U	
		VMP-13-5-080911	8/9/2011	<0.016	U		<0.016	U		<0.017	U		0.0049	J		0.0018	J		2.9		J	0.0073	J		0.0018	J	
		VMP-13-5-080911-Dup	8/9/2011	<0.014	U		<0.014	U		<0.015	U		0.0028	J		<0.013	U		1.8		J	0.005	J		0.0016	J	
		VMP-13-5-111411	11/14/2011	<0.005	U		0.00096	J		<0.0052	U		0.00072	J		<0.0045	U		0.0044			0.0019	J		0.00065	J	
	10.5 ft	VMP-13-10.5	11/17/2009	<1.6	U		<1.6	U		<1.7	U		<1.5	U		<1.5	U		2.6			<1.3	U		<1.3	U	
		VMP-13-10.5-D	11/17/2009	<1.7	U		<1.7	U		<1.7	U		<1.5	U		<1.5	U		2.8			<1.3	U		<1.3	U	
		VMP 13-10.5-091310	9/13/2010	<0.018	U		<0.018	U		<0.018	U		<0.016	U		<0.016	U		0.38			<0.014	U		<0.014	U	
		VMP 13-10.5-091310-Dup	9/13/2010	<0.017	U		<0.017	U		<0.018	U		<0.016	U		<0.016	U		0.4			0.0025	J		<0.014	U	
		VMP-13-10.5-120110	12/1/2010	<0.0071	U		<0.007	J	U	0.0015	J		<0.0064	U		<0.0064	U		0.081			<0.0056	J	U	<0.0056	U	
		VMP-13-10.5-120110-Dup	12/1/2010	<0.0074	U		<0.0072	J	U	0.0013	J		<0.0066	U		<0.0066	U		0.097			<0.0059	J	U	<0.0059	U	
		VMP-13-10.5-021811	2/18/2011	<2.9	U		<2.9	U		<3	U		<2.6	U		<2.6	U		17			<2.3	U		<2.3	U	
		VMP-13-10.5-021811-Dup	2/18/2011	<2.8	U		<2.8	U		<2.9	U		<2.5	U		<2.5	U		18			<2.2	U		<2.2	U	
		VMP-13-10.5-040511	4/5/2011	<0.0075	U		<0.0074	J	U	0.00087	J		<0.0068	U		<0.0068	U		0.0012	J		0.00081	J		<0.006	U	
		VMP-13-10.5-080911	8/9/2011	<0.16	U		<0.16	U		<0.17	U		<0.15	U		<0.15	U		34			<0.13	U		<0.13	U	
		VMP-13-10.5-111411	11/14/2011	<0.0048	U		0.0012	J		<0.0049	U		0.0014	J		<0.0043	U		0.0017	J		0.0023	J		0.00073	J	
	21.5 ft	VMP-13-21.5	11/17/2009	<83	U		<82	U		<85	U		<75	U		<75	U		<71	U		<66	U		<66	U	
		VMP 13-21.5-091310	9/13/2010	<13	U		<13	U		<14	U		<12	U		<12	U		43			<10	U		<10	U	
		VMP-13-21.5-120110	12/1/2010	<26	U		<25	U		<26	U		<23	U		<23	U		57			<20	U		<20	U	
		VMP-13-21.5-021811	2/18/2011	<3.8	U		<3.8	U		<3.9	U		<3.4	U		<3.4	U		15			<3	U		<3	U	
		VMP-13-21.5-040511	4/5/2011	<5.5	U		<5.4	U		<5.7	U		<5	U		<5	U		16			<4.4	U		<4.4	U	
		VMP-13-21.5-080911	8/9/2011	<0.69	U		<0.68	U		<0.71	U		<0.62	U		<0.62	U		55			0.18	J		<0.55	U	
		VMP-13-21.5-111411	11/14/2011	<3.1	U		<3.1	U		<3.2	U		<2.8	U		<2.8	U		33			<2.5	U		<2.5	U	
		VMP-13-21.5-111411-Dup	11/14/2011	<3.1	U		<3.1	U		<3.2	U		<2.8	U		<2.8	U		31			<2.5	U		<2.5	U	
	29.5 ft	VMP-13-29.5	11/17/2009	<160	U		<160	U		<170	U		<150	U		<150	U		<140	U		<130	U		<130	U	
		VMP-13-29.5-021811	2/18/2011	<120	U		<120	U		<120	U		<110	U		<110	U		<100	U		<94	U		<94	U	
		VMP-13-29.5-040511	4/5/2011	<76	U		<75	U		<79	U		<69	U		<69	U		41	J		23	J		<61	U	
VMP-14	5 ft	VMP-14-5	11/20/2009	<0.014	U		<0.014	U		<0.014	U		<0.013	U		<0.013	U		0.88			<0.011	U		<0.011	U	
		VMP 14-5-091010	9/10/2010	<0.34	U		<0.33	U		<0.35	U		<0.3	U		<0.3	U		19			<0.27	U		<0.27	U	
		VMP-14-5-120110	12/1/2010	<0.0065	U		0.0016	J		0.0008	J		<0.0059	U		<0.0059	U		0.014			0.0005	J		<0.0052	U	
		VMP-14-5-021711	2/17/2011	<0.0072	U		<0.0071	U		<0.0074	U		<0.0065	J	U	<0.0065	U		0.62			<0.0057	J	U	<0.0057	U	
		VMP-14-5-040511	4/5/2011	<0.0073	U		<0.0072	J	U	0.0018	J		<0.0066	U		<0.0066	U		0.0042	J		<0.0058	U		<0.0058	U	
		VMP-14-5-080811	8/8/2011	<7.7	U		<7.6	U		<7.9	U		<6.9	U		<6.9	U		120			<6.1	U		<6.1	U	
		VMP-14-5-111411	11/14/2011	<0.019	U		<0.019	U		<0.02	U		<0.017	U		<0.017	U		0.012	J		<0.015	U		<0.015	U	
	11.5 ft	VMP-14-11.5	11/16/2009	<1.7	U		<1.6	U		<1.7	U		<1.5	U		<1.5	U		200			<1.3	U		<1.3	U	
		VMP 14-11.5-091010	9/10/2010	<5.2	U		<5.1	U		<5.4	U		<4.7	U		<4.7	U		230			<4.1	U		<4.1	U	
		VMP-14-11.5-120110	12/2/2010	<0.46	U		<0.45	U		<0.47	U		<0.41	U		<0.41	U		36			0.094	J		<0.36	U	
		VMP-14-11.5-120110-Dup	12/2/2010	<0.41	U		<0.41	U		<0.43	U		<0.37	U		<0.37	U		36			0.14	J		<0.33	U	
		VMP-14-11.5-021711	2/17/2011	<0.15	U		<0.15	U		<0.16	U		<0.14	U		<0.14	U		17			<0.12	U		<0.12	U	
		VMP-14-11.5-021711-Dup	2/17/2011	<0.15	U		<0.15	U		<0.16	U		<0.14	U		<0.14	U		19			<0.12	U		<0.12	U	
		VMP-14-11.5-040511	4/5/2011	<0.024	U		<0.024	U		<0.025	U		0.0036	J		<0.022	U		21			0.0041	J		<0.019	U	
		VMP-14-11.5-080811	8/8/2011	<0.76	U		<0.75	U		<0.78	U		<0.68	U		<0.68	U		20			<0.6	U		<0.6	U	
		VMP-14-11.5-111511	11/15/2011	<1.2	U		<1.2	U		<1.2	U		<1.1	U		<1.1	U		25			<0.94	U		<0.94	U	
	20 ft	VMP-14-20	11/16/2009	<65	U		<64	U		<67	U		<58	U		<58	U		160			<52	U		<52	U	
		VMP 14-20-091010	9/10/2010	<79	U		<78	U		<82	U		<72	U		<72	U		250			<63	U		<63	U	
		VMP 14-20-091010-Dup	9/10/2010	<82	U		<81	U		<85	U		<74	U		<74	U		240			<66	U		<66	U	
		VMP-14-20-120110	12/2/2010	<210	U		<210	U		<220	U		<190	U		<190	U		320			<170	U		<170	U	
		VMP-14-20-021811	2/18/2011	<120	U		<120	U		<120	U		<110	U		<110	U		220			<96	U		<96	U	
		VMP-14-20-040511	4/5/2011	<52	U		<51	U		<53	U		<47	U		<47	U		150			<41	U		<41	U	
		VMP-14-20-080811	8/8/2011	<19	U		<18	U		<19	U		<17	U		<17	U		220			<15	U		<15	U	
		VMP-14-20-111511	11/15/2011	<97	U		<96	U		<100	U		<88	U		<88	U		250			<77	U		<77	U	
	29 ft	VMP-14-29	11/16/2009	<250	U		<250	U		<260	U		<230	U		<230	U		370			<200	U		<200	U	
		VMP-14-29-021811	2/18/2011	<180	U		<170	U		<180	U		<160	U		<160	U		320			<140	U		<140	U	
		VMP-14-29-040511	4/5/2011	<150	U		<150	U		<160	U		<140	U		<140	U		280			<120	U		<120	U	
VMP-15	5 ft	VMP-15-5	11/18/2009	<0.006	U		<0.006	U		<0.007	U		<0.006	U		<0.006	U		<0.005	U		<0.005	U		<0.005	U	
		VMP-15-5-D	11/18/2009	<0.006	U		<0.006	U		<0.007	U		<0.006	U		<0.006	U		<0.005	U		<0.005	U		<0.005	U	
		VMP 15-5-091410	9/14/2010	<0.0069	U		<0.0068	U		<0.0071	U		<0.0062	U		<0.0062	U		0.028			0.0011	J		<0.0055	U	
		VMP-15-5-113010	11/30/2010	<0.16	U		<0.16	U		<0.17	U		<0.15	U		<0.15	U		56			<0.13	U		<0.13	U	
		VMP-15-5-021611	2/16/2011	<0.15	U		<0.15	U		<0.16	U		0.017	J		<0.14	U		39			0.023	J		<0.12	U	
		VMP-15-5-042011	4/20/2011	<0.36	U		<0.35	U		<0.37	U		<0.32	U		<0.32	U		65			<0.29	U		<0.29	U	
		VMP-15-5-080811	8/8/2011	<0.0081	U		<0.008	U		0.0015	J		0.0034	J		<0.0073	J	U	0.0031	J		0.004	J		0.0016	J	
		VMP-15-5-111511	11/15/2011	<0.009	U		<0.0089	U		<0.0093	U		0.0018	J		<0.0082	U		0.096			0.005	J		0.0011	J	
	21.5 ft	VMP-15-21.5	11/18/2009	<3.1	U		<3.1	U		<3.2	U		<2.8	U		<2.8	U		1000			<2.5	U		<2.5	U	
		VMP 15-21.5-091410	9/14/2010	<0.75	U		<0.74	U		<0.77	U		<0.67	U		<0.67	U		300			<0.59	U		<0.59	U	
		VMP-15-21.5-113010	11/30/2010	<0.88	U		<0.86	U		<0.9	U		<0.79	U		<0.79	U		440			<0.7	U		<0.7	U	
		VMP-15-21.5-021611	2/16/2011	<0.61	U		<0.6	U		<0.63	U		<0.55	U		<0.55	U		430			<0.49	U		<0.49	U	
		VMP-15-21.5-042011	4/20/2011	<0.96	U		<0.94	U		<0.99	U		<0.86	U		<0.86	U		580			<0.76	U		<0.76	U	
		VMP-15-21.5-080811	8/8/2011	<0.77	U		<0.76	U		<0.79	U		<0.69	U		<0.69	U		310			<0.61	U		<0.61	U	
		VMP-15-21.5-111511	11/15/2011	<0.61	U		<0.6	U		<0.63	U		<0.55	U		<0.55	U		170			<0.49	U		<0.49	U	
	25.5 ft	VMP-15-25.5	11/18/2009	<3.2	U		<3.2	U		<3.3	U		<2.9	U		<2.9	U		850			<2.6	U		<2.6	U	
		VMP 15-25.5-091410	9/14/2010	<0.007	U		<0.0069	U		0.001	J		<0.0063	U		<0.0063	U		0.17			<0.0056	U		<0.0056	U	
		VMP-15-25.5-021611	2/16/2011	<0.094	U		<0.092	U		<0.097	U		<0.084	U		<0.084	U		29			<0.075	U		<0.075	U	
		VMP-15-25.5-042011	4/20/2011	<0.077	U		<0.076	U		<0.079	U		<0.069	U		<0.069	U		1.2		J	<0.061	U		<0.061	U	
		VMP-15-25.5-042011-Dup	4/20/2011	<0.072	U		<0.071	U		<0.074	U		<0.065	U		<0.065	U		1.6		J	<0.057	U		<0.057	U	
		VMP-15-25.5-080811	8/8/2011	<0.077	U		<0.076	U		<0.079	U		0.0099	J		<0.069	U		17			0.016	J		<0.061	U	
		VMP-15-25.5-111511	11/15/2011	<0.024	U		<0.023	U		<0.024	U		<0.021	U		<0.021	U		3			0.0054	J		<0.019	U	
	29 ft	VMP-15-29	11/19/2009	<4.1	U		<4	U		<4.2	U		<3.7	U		<3.7	U		880			<3.2	U		<3.2	U	

TABLE 4 CUMULATIVE SUMMARY OF SOIL VAPOR ANALYTICAL DETECTIONS AND SCREENING RESULTS:PUBLIC WORKS YARD AND WRR - VOCS

				Acetone			Benzene			Bromodichloromethane			Bromoform			Bromomethane			1,3-Butadiene			Butane			2-Butanone			Carbon disulfide		
Screening Critiera (mg/m^3)				750,000			2.8			450,000			52			42									40,000			5,300		
Location	Depth	Sample ID	Sample Date	Result (mg/m^3)	Lab Qualifier	URS Qualifier	Result (mg/m^3)	Lab Qualifier	URS Qualifier	Result (mg/m^3)	Lab Qualifier	URS Qualifier	Result (mg/m^3)	Lab Qualifier	URS Qualifier	Result (mg/m^3)	Lab Qualifier	URS Qualifier	Result (mg/m^3)	Lab Qualifier	URS Qualifier	Result (mg/m^3)	Lab Qualifier	URS Qualifier	Result (mg/m^3)	Lab Qualifier	URS Qualifier	Result (mg/m^3)	Lab Qualifier	URS Qualifier
VMP-16	5 ft	VMP-16-5	11/20/2009	<0.16	U		0.13			<0.11	U					<0.065	U		<0.037	U					<0.05	U		<0.052	U	
		VMP-16-5-090210	9/2/2010	<23	U		17			<16	U					<9.2	U		<5.3	U					<7	U		<7.4	U	
		VMP-16-5-112910	11/29/2010	<10	U		16		J	<7.3	U					<4.2	U		<2.4	U					<3.2	U		<3.4	U	
		VMP-16-5-021511	2/15/2011	<6.3	U		10		J	<4.4	U					<2.6	U		<1.5	U					<1.9	U		<2	U	
		VMP-16-5-042211	4/22/2011	<8.4	U		7			<5.9	U					<3.4	U		<1.9	U		260			<10	U		<2.7	U	
		VMP-16-5-080511	8/5/2011	0.5	J		2.9			<1.9	U					<1.1	U		<0.62	U		39			<3.3	U		<0.88	U	
	13.5 ft	VMP-16-13.5	11/19/2009	<0.71	U		0.69			<0.5	U					<0.29	U		<0.16	U					<0.22	U		<0.23	U	
		VMP-16-13.5-090210	9/2/2010	3.6	J		17			<16	U					<9.6	U		<5.5	U					<7.3	U		<7.7	U	
		VMP-16-13.5-090210-Dup	9/2/2010	<23	U		16			<16	U					<9.6	U		<5.5	U					<7.3	U		<7.7	U	
		VMP-16-13.5-112910	11/29/2010	<66	U		21	J		<47	U					<27	U		<15	U					<21	U		<22	U	
		VMP-16-13.5-021611	2/16/2011	<13	U		7.1			<9	U					<5.2	U		<3	U					<4	U		<4.2	U	
		VMP-16-13.5-021611-Dup	2/16/2011	<12	U		9.3			<8.8	U					<5.1	U		<2.9	U					<3.9	U		<4.1	U	
		VMP-16-13.5-042211	4/22/2011	<13	U		8.3			<9.5	U					<5.5	U		<3.1	U		320			<17	U		<4.4	U	
		VMP-16-13.5-080511	8/5/2011	<1.3	U	UJ	0.54		J	<0.92	U	UJ				<0.54	U	UJ	<0.3	U	UJ	14		J	<1.6	U	UJ	<0.43	U	UJ
	19 ft	VMP-16-19	11/19/2009	<6.1	U		4.6			<4.3	U					<2.5	U		<1.4	U					<1.9	U		<2	U	
		VMP-16-19-090210	9/2/2010	<23	U		27			<16	U					<9.6	U		<5.5	U					<7.3	U		<7.7	U	
		VMP-16-19-112910	11/29/2010	<51	U		20			<36	U					<21	U		<12	U					<16	U		<17	U	
		VMP-16-19-021611	2/16/2011	<12	U		7.7			<8.6	U					<5	U		<2.8	U					<3.8	U		<4	U	
		VMP-16-19-042711	4/27/2011	<12	U		3.7	J		<8.8	U					<5.1	U		<2.9	U		150			<16	U		<4.1	U	
		VMP-16-19-042711-Dup	4/27/2011	<12	U		3.1	J		<8.6	U					<5	U		<2.8	U		160			<15	U		<4	U	
	31 ft	VMP-16-31	11/19/2009	<9.2	U		<3.1	U		<6.5	U					<3.8	U		<2.1	U					<2.9	U		<3	U	
		VMP-16-31-D	11/19/2009	<9.2	U		<3.1	U		<6.5	U					<3.8	U		<2.1	U					<2.9	U		<3	U	
		VMP-16-31-090310	9/3/2010	0.033			0.0064			<0.0097	U					0.0019	J		<0.0032	U					0.0056			0.0036	J	
		VMP-16-31-112910	11/29/2010	<52	U		20			<36	U					<21	U		<12	U					<16	U		<17	U	
VMP-17	5 ft	VMP-17-5	6/21/2010	0.06		J	0.0051			<0.009	U					<0.005	U		<0.003	U					0.018		J	<0.004	U	
		VMP-17-5-DUP	6/21/2010	0.027		J	0.0044	J		<0.01	U					<0.005	U		<0.003	U					0.0028	J	J	<0.004	J	U
		VMP-17-5-090110	9/1/2010	0.25			0.0086			<0.009	U					<0.0052	U		<0.003	U					0.096			<0.0042	J	U
		VMP-17-5-112210	11/22/2010	0.03			0.0044			<0.009	U					<0.0052	U		<0.003	U					0.0048			<0.0042	J	U
		VMP-17-5-020711	2/7/2011	0.012	J		0.0061			<0.0084	U					<0.0049	U		<0.0028	U					<0.0037	U		<0.0039	U	
		VMP-17-5-040611	4/6/2011	0.039	J		5.8			<0.034	U					<0.02	U		<0.011	U		0.13			0.005	J		0.0058	J	
		VMP-17-5-080111	8/1/2011	<0.18	U		0.17			<0.13	U					<0.075	U		<0.042	U		14			<0.23	U		<0.24	U	
		VMP-17-5-110711	11/7/2011	0.029			0.0018	J		<0.0057	U		<0.0088	U		<0.0033	U		<0.0019	U		0.0067	J		0.0063	J		<0.011	U	
VMP-25	5 ft	VMP-25-5-031511	3/15/2011	3.6			0.82			<0.081	U					<0.047	U		<0.027	U					<0.14	U		0.0047	J	
		VMP-25-5-040811	4/8/2011	0.043	J		5.2			<0.037	U					<0.021	U		<0.012	U		0.12			<0.065	U		0.019	J	
		VMP-25-5-080911	8/9/2011	0.16			0.31			<0.0078	U					<0.0045	U		<0.0026	U		0.094			0.058			0.0095	J	
		VMP-25-5-111711	11/17/2011	0.0076	J		0.011			<0.0056	U		<0.0087	U		<0.0033	U		<0.0018	U		<0.008	U		0.0013	J		0.0023	J	
	21 ft	VMP-25-21-031511	3/15/2011	1200		J	97		J	<16	U					<9.2	U		<5.2	U					<28	U		6.3	J	
		VMP-25-21-031511-Dup	3/15/2011	1800		J	140		J	<20	U					<12	U		<6.7	U					<36	U		9	J	
		VMP-25-21-040811	4/8/2011	<240	U		130			<170	U					<98	U		<56	U		14000			<300	U		61	J	
		VMP-25-21-040811-Dup	4/8/2011	<240	U		120			<170	U					<99	U		<56	U		13000			<300	U		57	J	
		VMP-25-21-080911	8/9/2011	<78	U		1100			<55	U					<32	U		<18	U		15000			<97	U		<26	U	
		VMP-25-21-111711	11/17/2011	<110	U		25	J		<75	U		<120	U		<44	U		<25	U		6800			<130	U		<140	U	
		VMP-25-21-111711-Dup	11/17/2011	<160	U		18	J		<110	U		<170	U		<64	U		<37	U		6900			<200	U		<210	U	

TABLE 4 CUMULATIVE SUMMARY OF SOIL VAPOR ANALYTICAL DETECTIONS AND SCREENING RESULTS:PUBLIC WORKS YARD AND WRR - VOCS

				Carbon tetrachloride			Chlorobenzene			Chlorodibromomethane			Chloroethane			Chloroform			Chloromethane			alpha-Chlorotoluene			Cyclohexane			1,2-Dibromoethane		
Screening Critiera (mg/m³)				1.5			420			57,000						0.92												0.06		
Location	Depth	Sample ID	Sample Date	Result (mg/m³)	Lab Qualifier	URS Qualifier	Result (mg/m³)	Lab Qualifier	URS Qualifier	Result (mg/m³)	Lab Qualifier	URS Qualifier	Result (mg/m³)	Lab Qualifier	URS Qualifier	Result (mg/m³)	Lab Qualifier	URS Qualifier	Result (mg/m³)	Lab Qualifier	URS Qualifier	Result (mg/m³)	Lab Qualifier	URS Qualifier	Result (mg/m³)	Lab Qualifier	URS Qualifier	Result (mg/m³)	Lab Qualifier	URS Qualifier
VMP-16	5 ft	VMP-16-5	11/20/2009	<0.11	U		<0.078	U		<0.14	U		<0.044	U		<0.082	U		<0.14	U		<0.087	U		<0.058	U		<0.13	U	
		VMP-16-5-090210	9/2/2010	<15	U		<11	U		<20	U		<6.3	U		<12	U		<20	U		<12	U		160			<18	U	
		VMP-16-5-112910	11/29/2010	<6.8	U		<5	U		<9.3	U		2.4	J	J	<5.3	U		<9	UJ	UJ	<5.6	U		150		J	<8.4	U	
		VMP-16-5-021511	2/15/2011	<4.2	U		<3	U		<5.6	U		<1.7	U		<3.2	U		<5.4	U		<3.4	U		99		J	<5.1	U	
		VMP-16-5-042211	4/22/2011	<5.5	U		<4	U		<7.5	U		<9.3	U		<4.3	U		<7.3	U		<4.6	U		100			<6.8	U	
		VMP-16-5-080511	8/5/2011	<1.8	U		<1.3	U		<2.4	U		<3	U		<1.4	U		<2.3	U		<1.4	U		22			<2.2	U	
	13.5 ft	VMP-16-13.5	11/19/2009	<0.47	U		<0.34	U		<0.63	U		<0.2	U		<0.36	U		<0.62	U		<0.38	U		1			<0.57	U	
		VMP-16-13.5-090210	9/2/2010	<16	U		<11	U		<21	U		<6.5	U		<12	U		<20	U		<13	U		150			<19	U	
		VMP-16-13.5-090210-Dup	9/2/2010	<16	U		<11	U		<21	U		<6.5	U		<12	U		<20	U		<13	U		140			<19	U	
		VMP-16-13.5-112910	11/29/2010	<44	U		<32	U		<60	U		<18	U		<34	U		<58	UJ	UJ	<36	U		180			<54	U	
		VMP-16-13.5-021611	2/16/2011	<8.5	U		<6.2	U		<11	U		<3.5	U		<6.6	U		<11	U		<7	U		78			<10	U	
		VMP-16-13.5-021611-Dup	2/16/2011	<8.3	U		<6.1	U		<11	U		<3.5	U		<6.4	U		<11	U		<6.8	U		84			<10	U	
		VMP-16-13.5-042211	4/22/2011	<8.9	U		<6.5	U		<12	U		<15	U		<6.9	U		<12	U		<7.4	U		120			<11	U	
		VMP-16-13.5-080511	8/5/2011	<0.87	U	UJ	<0.64	U	UJ	<1.2	U	UJ	<1.4	U	UJ	<0.67	U	UJ	<1.1	U	UJ	<0.71	U	UJ	6.4		J	<1.1	U	UJ
	19 ft	VMP-16-19	11/19/2009	<4	U		<3	U		<5.5	U		<1.7	U		<3.1	U		<5.3	U		<3.3	U		8.2			<5	U	
		VMP-16-19-090210	9/2/2010	<16	U		<11	U		<21	U		<6.5	U		<12	U		<20	U		<13	U		190			<19	U	
		VMP-16-19-112910	11/29/2010	<34	U		<25	U		<46	U		<14	U		<26	U		<45	UJ	UJ	<28	U		170			<41	U	
		VMP-16-19-021611	2/16/2011	<8.1	U		<5.9	U		<11	U		<3.4	U		<6.3	U		<11	U		<6.7	U		80			<9.9	U	
		VMP-16-19-042711	4/27/2011	<8.3	U		<6.1	U		<11	U		<14	U		<6.4	U		<11	U		<6.8	U		64			<10	U	
		VMP-16-19-042711-Dup	4/27/2011	<8.1	U		<5.9	U		<11	U		<14	U		<6.3	U		<11	U		<6.7	U		64			<9.9	U	
	31 ft	VMP-16-31	11/19/2009	<6.1	U		<4.5	U		<8.3	U		<2.6	U		<4.7	U		<8	U		<5	U		15		J	<7.4	U	
		VMP-16-31-D	11/19/2009	<6.1	U		<4.5	U		<8.3	U		<2.6	U		<4.7	U		<8	U		<5	U		<3.3	U	UJ	<7.4	U	
		VMP-16-31-090310	9/3/2010	<0.0091	U		<0.0066	U		<0.012	U		<0.0038	U		<0.007	U		<0.012	U		<0.0075	U		0.049			<0.011	U	
		VMP-16-31-112910	11/29/2010	<34	U		<25	U		<46	U		<14	U		<27	U		<45	UJ	UJ	<28	U		170			<42	U	
VMP-17	5 ft	VMP-17-5	6/21/2010	<0.009	U		<0.006	U		<0.012	U		<0.003	U		<0.007	U		<0.012	U		<0.007	U		0.36			<0.011	U	
		VMP-17-5-DUP	6/21/2010	<0.009	U		<0.006	U		<0.013	U		<0.004	U		<0.007	U		<0.012	U		<0.007	U		0.32			<0.012	U	
		VMP-17-5-090110	9/1/2010	<0.0085	U		<0.0062	J	U	<0.011	U		<0.0035	U		<0.0066	U		0.0045	J		<0.007	U		0.02			<0.01	U	
		VMP-17-5-112210	11/22/2010	<0.0085	U		<0.0062	U		<0.011	U		<0.0035	U		<0.0066	U		0.0035	J		<0.007	U		<0.0046	U		<0.01	U	
		VMP-17-5-020711	2/7/2011	<0.0079	U		<0.0058	U		<0.011	U		<0.0033	U		<0.0062	U		<0.01	U		<0.0065	U		0.029			<0.0097	U	
		VMP-17-5-040611	4/6/2011	<0.032	U		<0.023	U		<0.043	U		<0.053	U		<0.025	U		<0.042	U		<0.026	U		0.034			<0.039	U	
		VMP-17-5-080111	8/1/2011	<0.12	U		<0.089	U		<0.16	U		<0.2	U		<0.094	U		<0.16	U		<0.1	U		0.054	J		<0.15	U	
		VMP-17-5-110711	11/7/2011	<0.0054	U		<0.0039	U		<0.0073	U		<0.009	U		<0.0042	U		<0.0071	U		<0.0044	J	U	<0.0029	U		<0.0066	U	
VMP-25	5 ft	VMP-25-5-031511	3/15/2011	<0.076	U		1			<0.1	U		<0.13	U		0.048	J		<0.1	U		<0.063	U		6			<0.093	U	
		VMP-25-5-040811	4/8/2011	<0.035	U		0.0043	J		<0.047	U		<0.058	U		<0.027	U		<0.045	U		<0.028	U		0.12			<0.042	U	
		VMP-25-5-080911	8/9/2011	<0.0073	U		<0.0054	J	U	<0.0099	U		<0.012	U		0.0021	J		<0.0096	U		<0.006	J	U	0.039			<0.009	J	U
		VMP-25-5-111711	11/17/2011	<0.0053	U		<0.0039	U		<0.0072	U		<0.0089	U		0.0017	J		<0.0069	U		<0.0043	U		<0.0029	U		<0.0064	U	
	21 ft	VMP-25-21-031511	3/15/2011	<15	U		29		J	<20	U		3.7	J		<12	U		<20	U		<12	U		1400		J	<18	U	
		VMP-25-21-031511-Dup	3/15/2011	<19	U		44		J	<26	U		<32	U		<15	U		<25	U		<16	U		2200		J	<23	U	
		VMP-25-21-040811	4/8/2011	<160	U		<120	U		<210	U		<260	U		<120	U		<210	U		<130	U		1800			<190	U	
		VMP-25-21-040811-Dup	4/8/2011	<160	U		<120	U		<220	U		<270	U		<120	U		<210	U		<130	U		1700			<200	U	
		VMP-25-21-080911	8/9/2011	<52	U		<38	U		<70	U		<87	U		<40	U		<68	U		<43	U		<28	U		<63	U	
		VMP-25-21-111711	11/17/2011	<71	U		<52	U		<96	U		<120	U		9.8	J		<93	U		<58	U		860			<86	U	
		VMP-25-21-111711-Dup	11/17/2011	<100	U		<76	U		<140	U		<180	U		<81	U		<140	U		<86	U		800			<130	U	

TABLE 4 CUMULATIVE SUMMARY OF SOIL VAPOR ANALYTICAL DETECTIONS AND SCREENING RESULTS:PUBLIC WORKS YARD AND WRR - VOCS

				1,2-Dichlorobenzene			1,3-Dichlorobenzene			1,4-Dichlorobenzene			1,1-Dichloroethane			1,2-Dichloroethane			1,1-Dichloroethene			cis-1,2-Dichloroethene			Dichlorodifluoromethane		
Screening Critiera (mg/m^3)				1,700						6,800			4,200			0.81			1,600			1,100,000					
Location	Depth	Sample ID	Sample Date	Result (mg/m^3)	Lab Qualifier	URS Qualifier	Result (mg/m^3)	Lab Qualifier	URS Qualifier	Result (mg/m^3)	Lab Qualifier	URS Qualifier	Result (mg/m^3)	Lab Qualifier	URS Qualifier	Result (mg/m^3)	Lab Qualifier	URS Qualifier	Result (mg/m^3)	Lab Qualifier	URS Qualifier	Result (mg/m^3)	Lab Qualifier	URS Qualifier	Result (mg/m^3)	Lab Qualifier	URS Qualifier
VMP-16	5 ft	VMP-16-5	11/20/2009	<0.1	U		<0.1	U		<0.1	U		<0.068	U		<0.068	U		<0.067	U		<0.067	U		<0.083	U	
		VMP-16-5-090210	9/2/2010	<14	U		<14	U		<14	U		<9.6	U		<9.6	U		<9.4	U		<9.4	U		<12	U	
		VMP-16-5-112910	11/29/2010	<6.6	U		<6.6	U		<6.6	U		<4.4	U		<4.4	U		<4.3	U		<4.3	U		<5.4	U	
		VMP-16-5-021511	2/15/2011	<4	U		<4	U		<4	U		<2.7	U		<2.7	U		<2.6	U		<2.6	U		<3.3	U	
		VMP-16-5-042211	4/22/2011	<5.3	U		<5.3	U		<5.3	U		<3.6	U		<3.6	U		<3.5	U		<3.5	U		<4.4	U	
		VMP-16-5-080511	8/5/2011	<1.7	U		<1.7	U		<1.7	U		<1.1	U		<1.1	U		<1.1	U		<1.1	U		<1.4	U	
	13.5 ft	VMP-16-13.5	11/19/2009	<0.45	U		<0.45	U		<0.45	U		<0.3	U		<0.3	U		<0.3	U		<0.3	U		<0.37	U	
		VMP-16-13.5-090210	9/2/2010	<15	U		<15	U		<15	U		<10	U		<10	U		<9.8	U		<9.8	U		<12	U	
		VMP-16-13.5-090210-Dup	9/2/2010	<15	U		<15	U		<15	U		<10	U		<10	U		<9.8	U		<9.8	U		<12	U	
		VMP-16-13.5-112910	11/29/2010	<42	U		<42	U		<42	U		<28	U		<28	U		<28	U		<28	U		<35	U	
		VMP-16-13.5-021611	2/16/2011	<8.1	U		<8.1	U		<8.1	U		<5.4	U		<5.4	U		<5.3	U		<5.3	U		<6.6	U	
		VMP-16-13.5-021611-Dup	2/16/2011	<7.9	U		<7.9	U		<7.9	U		<5.3	U		<5.3	U		<5.2	U		<5.2	U		<6.5	U	
		VMP-16-13.5-042211	4/22/2011	<8.5	U		<8.5	U		<8.5	U		<5.7	U		<5.7	U		<5.6	U		<5.6	U		<7	U	
		VMP-16-13.5-080511	8/5/2011	<0.83	U	UJ	<0.83	U	UJ	<0.83	U	UJ	<0.56	U	UJ	<0.56	U	UJ	<0.55	U	UJ	<0.55	U	UJ	<0.68	U	UJ
	19 ft	VMP-16-19	11/19/2009	<3.9	U		<3.9	U		<3.9	U		<2.6	U		<2.6	U		<2.6	U		<2.6	U		<3.2	U	
		VMP-16-19-090210	9/2/2010	<15	U		<15	U		<15	U		<10	U		<10	U		<9.8	U		<9.8	U		<12	U	
		VMP-16-19-112910	11/29/2010	<32	U		<32	U		<32	U		<22	U		<22	U		<21	U		<21	U		<27	U	
		VMP-16-19-021611	2/16/2011	<7.8	U		<7.8	U		<7.8	U		<5.2	U		<5.2	U		<5.1	U		<5.1	U		<6.4	U	
		VMP-16-19-042711	4/27/2011	<7.9	U		<7.9	U		<7.9	U		<5.3	U		<5.3	U		<5.2	U		<5.2	U		<6.5	U	
		VMP-16-19-042711-Dup	4/27/2011	<7.8	U		<7.8	U		<7.8	U		<5.2	U		<5.2	U		<5.1	U		<5.1	U		<6.4	U	
	31 ft	VMP-16-31	11/19/2009	<5.8	U		<5.8	U		<5.8	U		<3.9	U		<3.9	U		<3.8	U		<3.8	U		<4.8	U	
		VMP-16-31-D	11/19/2009	<5.8	U		<5.8	U		<5.8	U		<3.9	U		<3.9	U		<3.8	U		<3.8	U		<4.8	U	
		VMP-16-31-090310	9/3/2010	<0.0087	U		<0.0087	U		<0.0087	U		<0.0058	U		<0.0058	U		<0.0057	U		<0.0057	U		0.0018	J	
		VMP-16-31-112910	11/29/2010	<33	U		<33	U		<33	U		<22	U		<22	U		<22	U		<22	U		<27	U	
VMP-17	5 ft	VMP-17-5	6/21/2010	<0.008	U		<0.008	U		<0.008	U		<0.005	U		<0.005	U		<0.005	U		<0.005	U		0.0022	J	
		VMP-17-5-DUP	6/21/2010	<0.009	U		<0.009	U		<0.009	U		<0.006	U		<0.006	U		<0.005	U		<0.005	U		0.002	J	
		VMP-17-5-090110	9/1/2010	0.002	J		<0.0081	U		<0.0081	U		<0.0054	U		<0.0054	U		<0.0053	U		<0.0053	U		0.0026	J	
		VMP-17-5-112210	11/22/2010	<0.0081	U		<0.0081	U		<0.0081	U		<0.0054	U		<0.0054	U		<0.0053	U		<0.0053	U		0.0022	J	
		VMP-17-5-020711	2/7/2011	<0.0076	J	U	<0.0076	J	U	<0.0076	J	U	<0.0051	U		<0.0051	U		<0.005	U		<0.005	U		0.0013	J	
		VMP-17-5-040611	4/6/2011	<0.03	U		<0.03	U		<0.03	U		<0.02	U		<0.02	U		<0.02	U		<0.02	U		<0.025	U	
		VMP-17-5-080111	8/1/2011	<0.12	U		<0.12	U		<0.12	U		<0.078	U		<0.078	U		<0.076	U		<0.076	U		<0.095	U	
		VMP-17-5-110711	11/7/2011	<0.0051	U		<0.0051	J	U	<0.0051	J	U	<0.0035	U		<0.0035	U		<0.0034	U		<0.0034	U		0.0018	J	
VMP-25	5 ft	VMP-25-5-031511	3/15/2011	<0.073	U		<0.073	U		<0.073	U		<0.049	U		<0.049	U		<0.048	U		<0.048	U		<0.06	U	
		VMP-25-5-040811	4/8/2011	<0.033	J	U	<0.033	U		<0.033	U		<0.022	U		<0.022	U		<0.022	U		<0.022	U		<0.027	U	
		VMP-25-5-080911	8/9/2011	<0.007	J	U	<0.007	J	U	<0.007	J	U	<0.0047	U		0.0022	J		<0.0046	U		<0.0046	U		0.0025	J	
		VMP-25-5-111711	11/17/2011	<0.005	U		<0.005	U		<0.005	U		<0.0034	U		<0.0034	U		<0.0033	U		<0.0033	U		0.0014	J	J
	21 ft	VMP-25-21-031511	3/15/2011	<14	U		<14	U		<14	U		<9.6	U		<9.6	U		<9.4	U		<9.4	U		<12	U	
		VMP-25-21-031511-Dup	3/15/2011	<18	U		<18	U		<18	U		<12	U		<12	U		<12	U		<12	U		<15	U	
		VMP-25-21-040811	4/8/2011	22	J		<150	U		<150	U		<100	U		<100	U		<100	U		<100	U		<120	U	
		VMP-25-21-040811-Dup	4/8/2011	<150	U		<150	U		<150	U		<100	U		<100	U		<100	U		<100	U		<130	U	
		VMP-25-21-080911	8/9/2011	<50	U		<50	U		<50	U		<33	U		<33	U		22	J		11	J		<41	U	
		VMP-25-21-111711	11/17/2011	<68	U		<68	U		<68	U		<46	U		<46	U		<45	U		<45	U		<56	U	UJ
		VMP-25-21-111711-Dup	11/17/2011	<100	U		<100	U		<100	U		<67	U		<67	U		<66	U		<66	U		<82	U	UJ

See last page of table for notes.

TABLE 4 CUMULATIVE SUMMARY OF SOIL VAPOR ANALYTICAL DETECTIONS AND SCREENING RESULTS:PUBLIC WORKS YARD AND WRR - VOCS

				Dichloromethane (Methylene chloride)			1,2-Dichloropropane			trans-1,3-Dichloropropene			1,4-Dioxane			Ethanol			Ethylbenzene			4-Ethyltoluene			Freon 113		
Screening Critiera (mg/m^3)				45			0.46			6.2			2.3						8,300								
Location	Depth	Sample ID	Sample Date	Result (mg/m^3)	Lab Qualifier	URS Qualifier	Result (mg/m^3)	Lab Qualifier	URS Qualifier	Result (mg/m^3)	Lab Qualifier	URS Qualifier	Result (mg/m^3)	Lab Qualifier	URS Qualifier	Result (mg/m^3)	Lab Qualifier	URS Qualifier	Result (mg/m^3)	Lab Qualifier	URS Qualifier	Result (mg/m^3)	Lab Qualifier	URS Qualifier	Result (mg/m^3)	Lab Qualifier	URS Qualifier
VMP-16	5 ft	VMP-16-5	11/20/2009	<0.058	U		<0.078	U		<0.076	U		<0.24	U		<0.13	U		<0.073	U		<0.083	U		<0.13	U	
		VMP-16-5-090210	9/2/2010	<8.3	U		<11	U		<11	U		<34	U		<18	U		12			2.5	J		<18	U	
		VMP-16-5-112910	11/29/2010	<3.8	U		<5	U		<4.9	U		<16	U		<8.2	U		7.5		J	<5.4	U		<8.4	U	
		VMP-16-5-021511	2/15/2011	<2.3	U		<3	U		<3	U		<9.5	U		<5	U		<2.9	U		<3.2	U		<5	U	
		VMP-16-5-042211	4/22/2011	<3	U		<4.1	U		<4	U		<13	U		<6.6	U		<3.8	U		<4.3	U		<6.7	U	
		VMP-16-5-080511	8/5/2011	<0.98	U		<1.3	U		<1.3	U		<4	U		<2.1	U		<1.2	U		<1.4	U		<2.2	U	
	13.5 ft	VMP-16-13.5	11/19/2009	<0.26	U		<0.34	U		<0.34	U		<1.1	U		<0.56	U		<0.32	U		<0.37	U		<0.57	U	
		VMP-16-13.5-090210	9/2/2010	2.1	J		<11	U		<11	U		<36	U		<19	U		15			3.4	J		<19	U	
		VMP-16-13.5-090210-Dup	9/2/2010	<8.6	U		<11	U		<11	U		<36	U		<19	U		15			2.9	J		<19	U	
		VMP-16-13.5-112910	11/29/2010	<24	U		<32	U		<32	U		<100	U		<53	U		9.9	J		<34	U		<54	U	
		VMP-16-13.5-021611	2/16/2011	<4.7	U		<6.2	U		<6.1	U		<19	U		<10	U		<5.8	U		<6.6	U		<10	U	
		VMP-16-13.5-021611-Dup	2/16/2011	<4.6	U		<6.1	U		<6	U		<19	U		<9.9	U		<5.7	U		<6.5	U		<10	U	
		VMP-16-13.5-042211	4/22/2011	<4.9	U		<6.6	U		<6.4	U		<20	U		<11	U		<6.2	U		<7	U		<11	U	
		VMP-16-13.5-080511	8/5/2011	<0.48	U	UJ	<0.64	U	UJ	<0.63	U	UJ	<2	U	UJ	<1	U	UJ	<0.6	U	UJ	<0.68	U	UJ	<1	U	UJ
	19 ft	VMP-16-19	11/19/2009	<2.2	U		<3	U		<2.9	U		<9.3	U		<4.9	U		<2.8	U		<3.2	U		<4.9	U	
		VMP-16-19-090210	9/2/2010	<8.6	U		<11	U		<11	U		<36	U		<19	U		23			3.2	J		<19	U	
		VMP-16-19-112910	11/29/2010	<19	U		<25	U		<24	U		<78	U		<41	U		14	J		<26	U		<41	U	
		VMP-16-19-021611	2/16/2011	<4.5	U		<6	U		<5.8	U		<18	U		<9.7	U		<5.6	U		<6.3	U		<9.9	U	
		VMP-16-19-042711	4/27/2011	1	J		<6.1	U		<6	U		<19	U		<9.9	U		<5.7	U		<6.5	U		<10	U	
		VMP-16-19-042711-Dup	4/27/2011	0.54	J		<6	U		<5.8	U		<18	U		<9.7	U		<5.6	U		<6.3	U		<9.9	U	
	31 ft	VMP-16-31	11/19/2009	<3.4	U		<4.5	U		<4.4	U		<14	U		<7.3	U		<4.2	U		<4.8	U		<7.4	U	
		VMP-16-31-D	11/19/2009	<3.4	U		<4.5	U		<4.4	U		<14	U		<7.3	U		<4.2	U		<4.8	U		<7.4	U	
		VMP-16-31-090310	9/3/2010	<0.005	U		<0.0067	U		<0.0066	U		<0.021	U		0.014			0.002	J		<0.0071	U		<0.011	U	
		VMP-16-31-112910	11/29/2010	<19	U		<25	U		<25	U		<78	U		<41	U		15	J		<27	U		<42	U	
VMP-17	5 ft	VMP-17-5	6/21/2010	<0.005	U		<0.006	U		<0.006	U		<0.021	U		<0.011	U		<0.006	U		<0.007	U		<0.011	U	
		VMP-17-5-DUP	6/21/2010	<0.005	U		<0.006	U		<0.006	U		<0.022	U		<0.011	U		<0.006	U		<0.007	U		<0.011	U	
		VMP-17-5-090110	9/1/2010	<0.0047	U		<0.0062	U		<0.0061	U		0.0033	J		0.022			0.0039	J	J	<0.0066	U		<0.01	U	U
		VMP-17-5-112210	11/22/2010	<0.0047	U		<0.0062	U		<0.0061	U		0.0036	J		0.011			<0.0058	U		<0.0066	U		<0.01	U	
		VMP-17-5-020711	2/7/2011	0.001	J		<0.0058	U		<0.0057	U		0.0034	J		<0.0095	U		<0.0055	U		<0.0062	U		<0.0096	U	
		VMP-17-5-040611	4/6/2011	<0.018	U		<0.023	U		<0.023	U		<0.073	U		<0.038	U		<0.022	U		<0.025	U		<0.039	U	
		VMP-17-5-080111	8/1/2011	<0.067	U		<0.089	U		<0.087	U		<0.28	U		0.17			<0.084	U		<0.095	U		<0.15	U	
		VMP-17-5-110711	11/7/2011	<0.003	J	U	<0.004	U		<0.0039	U		<0.012	U		0.044			<0.0037	U		<0.0042	J	U	<0.0066	U	
VMP-25	5 ft	VMP-25-5-031511	3/15/2011	<0.042	U		<0.056	U		<0.055	U		<0.17	U		<0.091	U		0.07			0.12			<0.093	U	
		VMP-25-5-040811	4/8/2011	0.0095	J		<0.025	U		<0.025	U		<0.079	U		0.033	J		<0.024	U		<0.027	U		<0.042	U	
		VMP-25-5-080911	8/9/2011	0.026			0.0029	J		<0.0053	J	U	<0.017	U		0.1			0.01			<0.0057	J	U	<0.0089	U	
		VMP-25-5-111711	11/17/2011	0.001	J		<0.0039	U		<0.0038	U		<0.012	U		0.0071			<0.0036	U		<0.0041	U		<0.0064	U	
	21 ft	VMP-25-21-031511	3/15/2011	2.7	J		<11	U		<11	U		<34	U		12	J		11			1.7	J		<18	U	
		VMP-25-21-031511-Dup	3/15/2011	<10	U		<14	U		<14	U		<44	U		14	J		11	J		<15	U		<23	U	
		VMP-25-21-040811	4/8/2011	<88	U		<120	U		<110	U		<360	U		<190	U		<110	U		<120	U		<190	U	
		VMP-25-21-040811-Dup	4/8/2011	<88	U		<120	U		<120	U		<370	U		<190	U		<110	U		<120	U		<200	U	
		VMP-25-21-080911	8/9/2011	<29	U		<38	U		<37	U		<120	U		<62	U		210			190			<63	U	
		VMP-25-21-111711	11/17/2011	15	J		<52	U		<51	U		<160	U		<85	U		<49	U		<55	U		<86	U	
		VMP-25-21-111711-Dup	11/17/2011	18	J		<77	U		<75	U		<240	U		<120	U		<72	U		<82	U		<130	U	

TABLE 4 CUMULATIVE SUMMARY OF SOIL VAPOR ANALYTICAL DETECTIONS AND SCREENING RESULTS:PUBLIC WORKS YARD AND WRR - VOCS

				Heptane			Hexachlorobutadiene			Hexane			2-Hexanone (Methyl N-Butyl Ketone)			Isopentane			Isopropylbenzene (Cumene)			4-Methyl-2-pentanone (Methyl Isobutyl Ketone)			Methyl tert-Butyl Ether (MTBE)		
Screening Critiera (mg/m^3)																			3,500						23,000		
Location	Depth	Sample ID	Sample Date	Result (mg/m^3)	Lab Qualifier	URS Qualifier	Result (mg/m^3)	Lab Qualifier	URS Qualifier	Result (mg/m^3)	Lab Qualifier	URS Qualifier	Result (mg/m^3)	Lab Qualifier	URS Qualifier	Result (mg/m^3)	Lab Qualifier	URS Qualifier	Result (mg/m^3)	Lab Qualifier	URS Qualifier	Result (mg/m^3)	Lab Qualifier	URS Qualifier	Result (mg/m^3)	Lab Qualifier	URS Qualifier
VMP-16	5 ft	VMP-16-5	11/20/2009	<0.069	U		<0.72	U		<0.059	U		<0.28	U					<0.083	U		<0.069	U		<0.061	U	
		VMP-16-5-090210	9/2/2010	14			<100	U		6.3	J		<39	U					14			<9.7	U		2.7	J	
		VMP-16-5-112910	11/29/2010	<4.5	U		<46	U		<3.8	U		<18	U					4.2	J	J	<4.5	U		1.2	J	J
		VMP-16-5-021511	2/15/2011	<2.7	U		<28	U		45		J	<11	U					<3.2	U		<2.7	U		<2.4	U	
		VMP-16-5-042211	4/22/2011	<3.6	U		<38	U		4.8			<36	U		4800			<4.3	U		<36	U		1.9	J	
		VMP-16-5-080511	8/5/2011	<1.2	U		<12	U		1.4			<4.6	U		760			<1.4	U		<1.2	U		0.29	J	
	13.5 ft	VMP-16-13.5	11/19/2009	<0.3	U		<3.2	U		<0.26	U		<1.2	U					<0.37	U		<0.3	U		<0.27	U	
		VMP-16-13.5-090210	9/2/2010	13			<100	U		6.6	J	J	<40	U					15			<10	U		2.9	J	
		VMP-16-13.5-090210-Dup	9/2/2010	12			<100	U		9.7		J	<40	U					16			<10	U		3.1	J	
		VMP-16-13.5-112910	11/29/2010	<29	U		<300	U		<25	U		<110	U					<34	U		<29	U		<25	U	
		VMP-16-13.5-021611	2/16/2011	<5.5	U		<57	U		12			<22	U					<6.6	U		<5.5	U		<4.8	U	
		VMP-16-13.5-021611-Dup	2/16/2011	<5.4	U		<56	U		10			<22	U					<6.5	U		<5.4	U		<4.8	U	
		VMP-16-13.5-042211	4/22/2011	<5.8	U		<60	U		5			<58	U		4800			<7	U		<58	U		2.6	J	
		VMP-16-13.5-080511	8/5/2011	<0.56	U	UJ	<5.9	U	UJ	5.8		J	<2.3	U	UJ	190		J	<0.68	U	UJ	<0.56	U	UJ	0.29	J	J
	19 ft	VMP-16-19	11/19/2009	<2.6	U		<28	U		<2.3	U		<10	U					<3.2	U		<2.6	U		<2.3	U	
		VMP-16-19-090210	9/2/2010	14			<100	U		7.5	J		<40	U					24			<10	U		3.1	J	
		VMP-16-19-112910	11/29/2010	<22	U		<230	U		<19	U		<88	U					9.4	J		<22	U		<19	U	
		VMP-16-19-021611	2/16/2011	<5.3	U		<55	U		7.4			<21	U					<6.3	U		<5.3	U		<4.6	U	
		VMP-16-19-042711	4/27/2011	<5.4	U		<56	U		1.8	J		<54	U		2800			<6.5	U		<54	U		1.2	J	
		VMP-16-19-042711-Dup	4/27/2011	<5.3	U		<55	U		1.7	J		<53	U		2800			<6.3	U		<53	U		1.3	J	
	31 ft	VMP-16-31	11/19/2009	<4	U		<41	U		<3.4	U		<16	U					<4.8	U		<4	U		<3.5	U	
		VMP-16-31-D	11/19/2009	<4	U		<41	U		<3.4	U		<16	U					<4.8	U		<4	U		<3.5	U	
		VMP-16-31-090310	9/3/2010	<0.0059	U		<0.062	U		0.0028	J		<0.024	U					0.0037	J		<0.0059	U		0.014		
		VMP-16-31-112910	11/29/2010	<22	U		<230	U		<19	U		<89	U					12	J		<22	U		<20	U	
VMP-17	5 ft	VMP-17-5	6/21/2010	0.023			<0.062	U		0.41			<0.024	U					<0.007	U		<0.006	U		<0.005	U	
		VMP-17-5-DUP	6/21/2010	0.019			<0.064	U		0.35			<0.024	U					<0.007	U		<0.006	U		<0.005	U	
		VMP-17-5-090110	9/1/2010	0.043			<0.057	U	UJ	0.088			<0.022	U					<0.0066	U		<0.0055	U		<0.0048	U	
		VMP-17-5-112210	11/22/2010	<0.0055	U		<0.057	U		0.0013	J		<0.022	U					<0.0066	U		<0.0055	U		<0.0048	U	
		VMP-17-5-020711	2/7/2011	0.016			<0.054	U		0.02			<0.021	U					<0.0062	U		<0.0052	U		<0.0045	U	
		VMP-17-5-040611	4/6/2011	0.025			<0.22	U		0.11			<0.083	U		0.18			<0.025	U		<0.021	U		<0.018	U	
		VMP-17-5-080111	8/1/2011	0.028	J		<0.82	U		0.24			<0.32	U		12			0.035	J		0.088			<0.069	U	
		VMP-17-5-110711	11/7/2011	0.0009	J		<0.036	U		0.00088	J		0.00053	J		0.0054	J		0.0017	J		0.012			<0.0031	U	
VMP-25	5 ft	VMP-25-5-031511	3/15/2011	0.6			<0.52	U		1.3			<0.2	U					0.28			<0.05	U		<0.044	U	
		VMP-25-5-040811	4/8/2011	<0.022	U		<0.23	U		0.093			<0.09	U		0.27			<0.027	U		<0.022	U		0.019	J	
		VMP-25-5-080911	8/9/2011	0.034			<0.05	U		0.1			<0.019	U		0.53			0.0083			0.039			0.0023	J	
		VMP-25-5-111711	11/17/2011	<0.0034	U		<0.036	U		<0.003	U		<0.014	U		0.0036	J		0.00079	J		0.0037			<0.003	U	
	21 ft	VMP-25-21-031511	3/15/2011	420		J	<100	U		1700		J	<39	U					4.3	J		<9.7	U		<8.5	U	
		VMP-25-21-031511-Dup	3/15/2011	650		J	<130	U		2700		J	<50	U					6.7	J		<12	U		<11	U	
		VMP-25-21-040811	4/8/2011	480			<1100	U		2100			<410	U		23000			<120	U		<100	U		<91	U	
		VMP-25-21-040811-Dup	4/8/2011	510			<1100	U		2100			<420	U		23000			<120	U		<100	U		<92	U	
		VMP-25-21-080911	8/9/2011	700			<350	U		2800			<140	U		19000			9.7	J		<34	U		<30	U	
		VMP-25-21-111711	11/17/2011	120			<480	U		840			<180	U		14000			<55	U		<46	U		<40	U	
		VMP-25-21-111711-Dup	11/17/2011	110			<710	U		800			<270	U		14000			<82	U		<68	U		<60	U	

TABLE 4 CUMULATIVE SUMMARY OF SOIL VAPOR ANALYTICAL DETECTIONS AND SCREENING RESULTS:PUBLIC WORKS YARD AND WRR - VOCS

				2-Propanol			n-Propylbenzene			Styrene			Tetrachloroethene			Tetrahydrofuran			Toluene			1,2,4-Trichlorobenzene			1,1,1-Trichloroethane (Methyl chloroform)		
Screening Critiera (mg/m^3)										8,500			4						40,000			50			41,000		
Location	Depth	Sample ID	Sample Date	Result (mg/m^3)	Lab Qualifier	URS Qualifier	Result (mg/m^3)	Lab Qualifier	URS Qualifier	Result (mg/m^3)	Lab Qualifier	URS Qualifier	Result (mg/m^3)	Lab Qualifier	URS Qualifier	Result (mg/m^3)	Lab Qualifier	URS Qualifier	Result (mg/m^3)	Lab Qualifier	URS Qualifier	Result (mg/m^3)	Lab Qualifier	URS Qualifier	Result (mg/m^3)	Lab Qualifier	URS Qualifier
VMP-16	5 ft	VMP-16-5	11/20/2009	<0.16	U		<0.083	U		<0.072	U		<0.11	U		<0.05	U		0.12			<0.5	U		<0.092	U	
		VMP-16-5-090210	9/2/2010	<23	U		20			<10	U		<16	U		<7	U		<9	U		<71	U		<13	U	
		VMP-16-5-112910	11/29/2010	<11	U		4.4	J	J	<4.6	U		<7.4	U		<3.2	U		<4.1	U		<32	U		<5.9	U	
		VMP-16-5-021511	2/15/2011	<6.5	U		1.4	J	J	<2.8	U		<4.5	U		<1.9	U		2.4	J	J	<20	U		<3.6	U	
		VMP-16-5-042211	4/22/2011	<8.6	U		<4.3	U		<37	U		<6	U		<2.6	U		<3.3	U		<26	U		<4.8	U	
		VMP-16-5-080511	8/5/2011	<2.8	U		<1.4	U		<1.2	U		<1.9	U		<0.83	U		<1	U		<8.3	U		<1.5	U	
	13.5 ft	VMP-16-13.5	11/19/2009	<0.73	U		<0.37	U		<0.32	U		<0.5	U		<0.22	U		0.46			<2.2	U		<0.41	U	
		VMP-16-13.5-090210	9/2/2010	<24	U		24			<10	U		<17	U		<7.3	U		1.4	J		<73	U		<13	U	
		VMP-16-13.5-090210-Dup	9/2/2010	<24	U		23			<10	U		<17	U		<7.3	U		1.6	J		<73	U		<13	U	
		VMP-16-13.5-112910	11/29/2010	<69	U		<34	U		<30	U		<47	U		<21	U		<26	U		<210	U		<38	U	
		VMP-16-13.5-021611	2/16/2011	<13	U		<6.6	U		<5.7	U		<9.1	U		<4	U		<5.1	U		<40	U		<7.3	U	
		VMP-16-13.5-021611-Dup	2/16/2011	<13	U		<6.5	U		<5.6	U		<9	U		<3.9	U		<5	U		<39	U		<7.2	U	
		VMP-16-13.5-042211	4/22/2011	<14	U		<7	U		<60	U		<9.6	U		<4.2	U		<5.4	U		<42	U		<7.7	U	
		VMP-16-13.5-080511	8/5/2011	<1.4	U	UJ	<0.68	U	UJ	<0.59	U	UJ	<0.94	U	UJ	<0.41	U	UJ	0.12	J	J	<4.1	U	UJ	<0.75	U	
	19 ft	VMP-16-19	11/19/2009	<6.3	U		<3.2	U		<2.7	U		<4.4	U		<1.9	U		<2.4	U		<19	U		<3.5	U	
		VMP-16-19-090210	9/2/2010	<24	U		35			<10	U		<17	U		<7.3	U		<9.3	U		<73	U		<13	U	
		VMP-16-19-112910	11/29/2010	<53	U		12	J		<23	U		<37	U		<16	U		<20	U		<160	U		<29	U	
		VMP-16-19-021611	2/16/2011	<13	U		<6.3	U		<5.5	U		<8.8	U		<3.8	U		<4.9	U		<38	U		<7	U	
		VMP-16-19-042711	4/27/2011	<13	U		<6.5	U		<56	U		<9	U		<3.9	U		<5	U		<39	U		<7.2	U	
		VMP-16-19-042711-Dup	4/27/2011	<13	U		<6.3	U		<55	U		<8.8	U		<3.8	U		<4.9	U		<38	U		<7	U	
	31 ft	VMP-16-31	11/19/2009	<9.5	U		<4.8	U		<4.1	U		<6.6	U		<2.9	U		<3.6	U		<29	U		<5.3	U	
		VMP-16-31-D	11/19/2009	<9.5	U		<4.8	U		<4.1	U		<6.6	U		<2.9	U		<3.6	U		<29	U		<5.3	U	
		VMP-16-31-090310	9/3/2010	0.041			0.0047	J		<0.0062	U		<0.0098	U		<0.0043	U		0.0016	J		<0.043	U		<0.0079	U	
		VMP-16-31-112910	11/29/2010	<54	U		14	J		<23	U		<37	U		<16	U		<20	U		<160	U		<30	U	
VMP-17	5 ft	VMP-17-5	6/21/2010	2.1	E	J	<0.007	U		<0.006	U		<0.009	J	U	<0.004	U		0.001	J		<0.043	U		<0.007	U	
		VMP-17-5-DUP	6/21/2010	1.6	E	J	<0.007	U		<0.006	U		<0.01	J	U	<0.004	U		<0.005	U		<0.044	U		<0.008	U	
		VMP-17-5-090110	9/1/2010	0.027			<0.0066	U		<0.0057	U		<0.0091	J	U	0.0034	J		0.0078			<0.04	J	UJ	<0.0073	U	
		VMP-17-5-112210	11/22/2010	0.022			<0.0066	U		0.0027	J		<0.0091	J	U	<0.004	U		<0.0051	J	U	<0.04	U		<0.0073	U	
		VMP-17-5-020711	2/7/2011	0.004	J		<0.0062	J	U	<0.0054	U		<0.0085	U		<0.0037	U		0.0021	J		<0.037	J	U	<0.0069	U	
		VMP-17-5-040611	4/6/2011	<0.05	U		<0.025	U		<0.022	U		<0.034	U		<0.015	U		<0.019	U		<0.15	U		<0.028	U	
		VMP-17-5-080111	8/1/2011	<0.19	U		<0.095	U		<0.082	U		<0.13	U		<0.057	U		0.052	J		<0.57	U		<0.1	U	
		VMP-17-5-110711	11/7/2011	0.011			<0.0042	U		<0.0036	U		<0.0058	U		<0.0025	U		0.015			<0.025	U		<0.0047	U	
VMP-25	5 ft	VMP-25-5-031511	3/15/2011	<0.12	U		0.46			<0.052	U		<0.082	U		<0.036	U		0.042	J		<0.36	U	UJ	<0.066	U	
		VMP-25-5-040811	4/8/2011	<0.054	U		<0.027	U		<0.023	U		<0.037	U		<0.016	U		0.0071	J		<0.16	U		<0.03	U	
		VMP-25-5-080911	8/9/2011	0.12			<0.0057	J	U	0.0052			0.0057	J		<0.0034	U		1			<0.034	J	U	<0.0064	U	
		VMP-25-5-111711	11/17/2011	0.0024	J		<0.0041	U		<0.0036	U		<0.0057	U		<0.0025	U		0.0026	J		<0.025	U		<0.0046	U	
	21 ft	VMP-25-21-031511	3/15/2011	15	J		6.7	J		1.4	J		<16	U		<7	U		27			<70	U		<13	U	
		VMP-25-21-031511-Dup	3/15/2011	27	J		9.3	J		<13	U		<20	U		<8.9	U		16			<90	U		<16	U	
		VMP-25-21-040811	4/8/2011	38	J		17	J		<110	U		<170	U		<74	U		12	J		<750	U		<140	U	
		VMP-25-21-040811-Dup	4/8/2011	<250	U		<120	U		<110	U		<170	U		<75	U		<96	U		<760	U		<140	U	
		VMP-25-21-080911	8/9/2011	<81	U		36	J		<35	U		270			<24	U		1200			<240	U		80		
		VMP-25-21-111711	11/17/2011	<110	U		<55	U		<48	U		<76	U		<33	U		<42	U		<330	U		<61	U	
		VMP-25-21-111711-Dup	11/17/2011	<160	U		<82	U		<71	U		<110	U		<49	U		<62	U		<490	U		<90	U	

TABLE 4 CUMULATIVE SUMMARY OF SOIL VAPOR ANALYTICAL DETECTIONS AND SCREENING RESULTS:PUBLIC WORKS YARD AND WRR - VOCS

				1,1,2-Trichloroethane			Trichloroethene			Trichlorofluoromethane			1,2,4-Trimethylbenzene			1,3,5-Trimethylbenzene			2,2,4-Trimethylpentane			m,p-Xylene			o-Xylenes		
Screening Critiera (mg/m^3)				170,000			12			5,600												820			790		
Location	Depth	Sample ID	Sample Date	Result (mg/m^3)	Lab Qualifier	URS Qualifier	Result (mg/m^3)	Lab Qualifier	URS Qualifier	Result (mg/m^3)	Lab Qualifier	URS Qualifier	Result (mg/m^3)	Lab Qualifier	URS Qualifier	Result (mg/m^3)	Lab Qualifier	URS Qualifier	Result (mg/m^3)	Lab Qualifier	URS Qualifier	Result (mg/m^3)	Lab Qualifier	URS Qualifier	Result (mg/m^3)	Lab Qualifier	URS Qualifier
VMP-16	5 ft	VMP-16-5	11/20/2009	<0.092	U		<0.09	U		<0.095	U		<0.083	U		<0.083	U		16			<0.073	U		<0.073	U	
		VMP-16-5-090210	9/2/2010	<13	U		<13	U		<13	U		2.3	J		<12	U		9300			5.4	J		<10	U	
		VMP-16-5-112910	11/29/2010	<5.9	U		<5.8	U		<6.1	U		<5.4	U		<5.4	U		7600			2.6	J	J	<4.7	U	
		VMP-16-5-021511	2/15/2011	<3.6	U		<3.5	U		<3.7	U		<3.2	U		<3.2	U		5500			0.98	J	J	<2.9	U	
		VMP-16-5-042211	4/22/2011	<4.8	U		<4.7	U		<4.9	U		<4.3	U		<4.3	U		7900			1	J		<3.8	U	
		VMP-16-5-080511	8/5/2011	<1.5	U		<1.5	U		<1.6	U		<1.4	U		<1.4	U		2100			<1.2	U		<1.2	U	
	13.5 ft	VMP-16-13.5	11/19/2009	<0.41	U		<0.4	U		<0.42	U		<0.37	U		<0.37	U		82			<0.32	U		<0.32	U	
		VMP-16-13.5-090210	9/2/2010	<13	U		<13	U		<14	U		3.6	J		1.7	J		8200			6.6	J		<11	U	
		VMP-16-13.5-090210-Dup	9/2/2010	<13	U		<13	U		<14	U		3	J		<12	U		8000			6.1	J		<11	U	
		VMP-16-13.5-112910	11/29/2010	<38	U		<38	U		<39	U		<34	U		<34	U		11000			<30	U		<30	U	
		VMP-16-13.5-021611	2/16/2011	<7.3	U		<7.2	U		<7.6	U		<6.6	U		<6.6	U		5600			<5.8	U		<5.8	U	
		VMP-16-13.5-021611-Dup	2/16/2011	<7.2	U		<7.1	U		<7.4	U		<6.5	U		<6.5	U		6100			<5.7	U		<5.7	U	
		VMP-16-13.5-042211	4/22/2011	<7.7	U		<7.6	U		<8	U		<7	U		<7	U		7600			<6.2	U		<6.2	U	
		VMP-16-13.5-080511	8/5/2011	<0.75	U	UJ	<0.74	U	UJ	<0.78	U	UJ	<0.68	U	UJ	<0.68	U	UJ	610		J	<0.6	U	UJ	<0.6	U	UJ
	19 ft	VMP-16-19	11/19/2009	<3.5	U		<3.5	U		<3.6	U		<3.2	U		<3.2	U		910			<2.8	U		<2.8	U	
		VMP-16-19-090210	9/2/2010	<13	U		<13	U		<14	U		3.8	J		<12	U		10000			8.2	J		<11	U	
		VMP-16-19-112910	11/29/2010	<29	U		<29	U		<30	U		<26	U		<26	U		10000			<23	U		<23	U	
		VMP-16-19-021611	2/16/2011	<7	U		<6.9	U		<7.2	U		<6.3	U		<6.3	U		5900			<5.6	U		<5.6	U	
		VMP-16-19-042711	4/27/2011	<7.2	U		3.3	J		<7.4	U		<6.5	U		<6.5	U		5100			<5.7	U		<5.7	U	
		VMP-16-19-042711-Dup	4/27/2011	<7	U		<6.9	U		<7.2	U		<6.3	U		<6.3	U		5000			<5.6	U		<5.6	U	
	31 ft	VMP-16-31	11/19/2009	<5.3	U		<5.2	U		<5.4	U		<4.8	U		<4.8	U		2400	E	J	<4.2	U		<4.2	U	
		VMP-16-31-D	11/19/2009	<5.3	U		<5.2	U		<5.4	U		<4.8	U		<4.8	U		2300	E	J	<4.2	U		<4.2	U	
		VMP-16-31-090310	9/3/2010	<0.0079	U		<0.0078	U		0.0013	J		0.0028	J		0.0027	J		7.4			0.0024	J		<0.0063	U	
		VMP-16-31-112910	11/29/2010	<30	U		<29	U		<31	U		<27	U		<27	U		11000			<24	U		<24	U	
VMP-17	5 ft	VMP-17-5	6/21/2010	<0.007	U		<0.007	U		0.0013	J		<0.007	U		<0.007	U		1.2			<0.006	U		<0.006	U	
		VMP-17-5-DUP	6/21/2010	<0.008	U		<0.008	U		0.00099	J		<0.007	U		<0.007	U		1			<0.006	U		<0.006	U	
		VMP-17-5-090110	9/1/2010	<0.0073	U		<0.0072	U		0.0015	J		<0.0066	U		<0.0066	U		0.12	J	J	0.0053	J	J	0.0016	J	J
		VMP-17-5-112210	11/22/2010	<0.0073	U		<0.0072	U		<0.0076	U		<0.0066	U		<0.0066	U		0.0032	J		<0.0058	J	U	<0.0058	U	
		VMP-17-5-020711	2/7/2011	<0.0069	U		0.0028	J		0.001	J		<0.0062	U		<0.0062	U		0.083			<0.0055	U		<0.0055	U	
		VMP-17-5-040611	4/6/2011	<0.028	U		0.0071	J		<0.028	U		<0.025	U		<0.025	U		0.047			<0.022	U		<0.022	U	
		VMP-17-5-080111	8/1/2011	<0.1	U		<0.1	U		<0.11	U		<0.095	U		<0.095	U		0.95			<0.084	U		<0.084	U	
		VMP-17-5-110711	11/7/2011	<0.0047	U		<0.0046	U		0.0008	J		<0.0042	J	U	<0.0042	U		0.0014	J		<0.0037	J	U	0.00057	J	
VMP-25	5 ft	VMP-25-5-031511	3/15/2011	<0.066	U		<0.065	U		<0.068	U		0.14			0.13			30			0.26			0.15		
		VMP-25-5-040811	4/8/2011	<0.03	U		<0.03	U		<0.031	U		<0.027	U		<0.027	U		0.73			<0.024	U		<0.024	U	
		VMP-25-5-080911	8/9/2011	<0.0064	U		0.0019	J		0.0015	J		0.0041	J		0.0015	J		0.076			0.027			0.0078		
		VMP-25-5-111711	11/17/2011	<0.0046	U		<0.0045	U		<0.0047	U		<0.0041	U		<0.0041	U		0.0029	J		<0.0036	U		<0.0036	U	
	21 ft	VMP-25-21-031511	3/15/2011	<13	U		<13	U		<13	U		1.9	J		<12	U		<11	U		18			4.6	J	
		VMP-25-21-031511-Dup	3/15/2011	<16	U		<16	U		<17	U		<15	U		<15	U		<14	U		18			5.3	J	
		VMP-25-21-040811	4/8/2011	<140	U		<140	U		<140	U		<120	U		<120	U		<120	U		16	J		<110	U	
		VMP-25-21-040811-Dup	4/8/2011	<140	U		<140	U		<140	U		<120	U		<120	U		<120	U		14	J		<110	U	
		VMP-25-21-080911	8/9/2011	<45	U		54			<46	U		190			73			2400			1000			280		
		VMP-25-21-111711	11/17/2011	<61	U		<60	U		<63	U		<55	U		<55	U		720			<49	U		<49	U	
		VMP-25-21-111711-Dup	11/17/2011	<90	U		<89	U		<93	U		<82	U		<82	U		680			<72	U		<72	U	

Notes

Lab Qualifiers

J = Estimated value; results between the MDL and RL

U = Compound analyzed for but not detected above the RL

E = Exceeds instrument calibration range

B = Compound present in laboratory blank greater than reporting limit

URS Qualifiers

J = Estimated detection

UJ = Estimated non-detect

U = Non-detect due to blank conta

= Values highlighted in yellow reflect exceedances of the screening criteria

= Values highlighted in light yellow reflect previous quarters' exceedances of the screening criteria.

= Values highlighted in light gray reflect results from previous quarters

TABLE 5 CUMULATIVE SUMMARY OF SOIL VAPOR ANALYTICAL RESULTS - NATURAL GASES

				Carbon Dioxide			Carbon Monoxide			Ethane			Ethene			Helium			Methane			Nitrogen			Oxygen		
Location	Depth	Sample ID	Sample Date	Result (%)	Lab Qualifier	URS Qualifier	Result (%)	Lab Qualifier	URS Qualifier	Result (%)	Lab Qualifier	URS Qualifier	Result (%)	Lab Qualifier	URS Qualifier	Result (%)	Lab Qualifier	URS Qualifier	Result (%)	Lab Qualifier	URS Qualifier	Result (%)	Lab Qualifier	URS Qualifier	Result (%)	Lab Qualifier	URS Qualifier
VMP-1	5 ft	VMP-1-5	11/2/2009	4.5			<0.024	U		<0.0024	U		<0.0024	U		1.6			1.4			81			11		
		VMP-1-5-082510	8/25/2010	3			<0.026	U		<0.0026	U		<0.0026	U		0.95			0.0032			79			17		
		VMP-1-5-111710	11/17/2010	1			<0.026	U		<0.0026	U		<0.0026	U		3.3			0.0013			76			20		
		VMP-1-5-020411	2/4/2011	8			<0.02	U		0.00015	J		<0.002	U		0.036	J		0.26			84			7.5		
		VMP-1-5-041211	4/12/2011	1.8			<0.026	U		<0.0026	U		<0.0026	U		0.54			0.000064	J		78			20		
		VMP-1-5-080111	8/1/2011	7.8			<0.026	U		<0.0026	U		<0.0026	U		0.59			0.00007	J		80			12		
		VMP-1-5-110311	11/3/2011	7.4			<0.018	U		0.00087	J		<0.0018	U		0.017	J		1.7			82			8.5		
	8.5 ft	VMP-1-8.5	11/2/2009	12			<0.023	U		<0.0023	U		<0.0023	U		<0.11	U		1.5			85			1.5		
		VMP-1-8.5-082510	8/25/2010	4.8			<0.026	U		<0.0026	U		<0.0026	U		4.1			0.0032			78			13		
		VMP-1-8.5-111710	11/17/2010	4.8			<0.025	U		<0.0025	U		<0.0025	U		1.9			0.0012			81			12		
		VMP-1-8.5-111710-Dup	11/17/2010	4.6			<0.025	U		<0.0025	U		<0.0025	U		1.9			0.00088			80			13		
		VMP-1-8.5-020411	2/4/2011	11			<0.024	U		0.00031	J		<0.0024	U		0.025	J		0.56			87			1.6		
		VMP-1-8.5-041211	4/12/2011	4.2			<0.026	U		<0.0026	U		<0.0026	U		0.057	J		0.00019	J		83			13		
		VMP-1-8.5-080111	8/1/2011	13			<0.029	U		0.00067	J		<0.0029	U		0.017	J		1.8			84			1.5		
		VMP-1-8.5-080111-Dup	8/1/2011	13			<0.028	U		0.00065	J		<0.0028	U		0.015	J		1.8			83			1.7		
		VMP-1-8.5-110311	11/3/2011	12			<0.016	U		0.002			<0.0016	U		0.0025	J		3.6			81			2.3		
	23.5 ft	VMP-1-23.5	11/2/2009	9.8			<0.024	U		0.0038			<0.0024	U		<0.12	U		7.4			80			1.3		
		VMP-1-23.5-083010	8/30/2010	8.1			<0.027	U		0.0052			<0.0027	U		0.032	J		9.7			78			1.6		
		VMP-1-23.5-111810	11/17/2010	1.6			<0.025	U		<0.0025	U		<0.0025	U		0.86			0.000052	J		78			19		
		VMP-1-23.5-020411	2/4/2011	8.9			<0.023	U		0.0052			<0.0023	U		0.016	J		12			76			1.3		
		VMP-1-23.5-041211	4/12/2011	7.4		J	<0.027	U		0.00072	J		<0.0027	U		0.15			2.2		J	88			2.2		J
		VMP-1-23.5-041211-Dup	4/12/2011	10		J	<0.024	U		0.0011	J		<0.0024	U		0.023	J		2.9		J	85			1.6		J
		VMP-1-23.5-080111	8/1/2011	9.3			<0.026	U		0.0057			<0.0026	U		0.16			10			76			2.2		
		VMP-1-23.5-110611	11/6/2011	10			<0.018	U		0.0029			<0.0018	U		0.089	J		7			80			1.5		
	38.5 ft	VMP-1-38.5	11/2/2009	5.6			<0.022	U		0.017			<0.0022	U		0.23			33			54			1.4		
VMP-2	5 ft	VMP-2-5	11/2/2009	7.8			<0.023	U		<0.0023	U		<0.0023	U		2.4			0.0078			79			11		
		VMP-2-5-083110	8/31/2010	10			<0.027	U		0.00086	J		<0.0027	U		0.039	J		1.6			85			3.2		
		VMP-2-5-111610	11/16/2010	11			<0.026	U		0.0021	J		<0.0026	U		0.32			3.6			80			4.6		
		VMP-2-5-020411	2/4/2011	10			<0.028	U		0.00055	J		<0.0028	U		0.013	J		1.7			85			3.2		
		VMP-2-5-041311	4/13/2011	3.3			<0.028	U		<0.0028	U		<0.0028	U		0.04	J		0.00014	J		79			18		
		VMP-2-5-080211	8/2/2011	12			<0.029	U		0.0018	J		<0.0029	U		0.0082	J		2.7			83			1.5		
		VMP-2-5-110711	11/7/2011	5.3			<0.017	U		<0.0017	U		<0.0017	U		0.019	J		0.000043	J		85			10		
	8.5 ft	VMP-2-8.5	11/3/2009	2.5			<0.02	U		<0.002	U		<0.002	U		1.2			<0.0002	U		78			18		
		VMP-2-8.5-D	11/3/2009	2.7			<0.022	U		<0.0022	U		<0.0022	U		1.3			<0.00022	U		78			18		
		VMP-2-8.5-083110	8/31/2010	11			<0.028	U		0.0025	J		<0.0028	U		0.025	J		4.5			82			1.4		
		VMP-2-8.5-111610	11/16/2010	11			<0.025	U		0.0032			<0.0025	U		0.011	J		6.3			80			1.6		
		VMP-2-8.5-020411	2/4/2011	11			<0.026	U		0.0011	J		<0.0026	U		0.86			3.8			82			1.7		
		VMP-2-8.5-041311	4/13/2011	10			<0.024	U		<0.0024	U		<0.0024	U		0.028	J		0.0027			84			5.4		
		VMP-2-8.5-080211	8/2/2011	9.8			<0.021	U		0.0029			<0.0021	U		0.0091	J		4.8			80			4		
		VMP-2-8.5-110711	11/7/2011	9			<0.017	U		<0.0017	U		<0.0017	U		0.024	J		0.00007	J		85			5.7		
	22 ft	VMP-2-22	11/3/2009	10			<0.022	U		<0.0022	U		<0.0022	U		<0.11	U		0.54			85			4		
		VMP-2-22-083110	8/31/2010	10			<0.028	U		0.004			<0.0028	U		0.041	J		8			79			1.4		
		VMP-2-22-111610	11/16/2010	11			<0.026	U		0.0038			<0.0026	U		<0.13	U		8.2			78			1.5		
		VMP-2-22-020411	2/4/2011	11			<0.024	U		0.0016	J		<0.0024	U		0.01	J		5.1			82			1.5		
		VMP-2-22-041311	4/13/2011	11			<0.026	U		0.0013	J		<0.0026	U		0.049	J		4.3			83			1.7		
		VMP-2-22-080211	8/2/2011	9.7			<0.028	U		0.0041			<0.0028	U		0.021	J		8.2			79			1.9		
		VMP-2-22-110711	11/7/2011	3.7			<0.017	U		0.00039	J		<0.0017	U		0.0062	J		1.2			80			15		
	42 ft	VMP-2-42	11/3/2009	5			<0.022	U		0.02			<0.0022	U		<0.11	U		64			16			0.92		
VMP-3	5 ft	VMP-3-5	11/3/2009	8.5			<0.027	U		<0.0027	U		<0.0027	U		0.18			0.037			86			5		
		VMP-3-5-090910	9/9/2010	12			<0.021	U		0.0018	J		<0.0021	U		0.5			7.5			76			2.7		
		VMP-3-5-112210	11/22/2010	8			<0.027	U		0.0028			<0.0027	U		1.5			10			72			6.9		
		VMP-3-5-020911	2/9/2011	4.2			<0.024	U		0.00094	J		<0.0024	U		0.57			3.9			88			2.6		
		VMP-3-5-041411	4/14/2011	9.8			<0.026	U		0.0053			<0.0026	U		0.48			15			71			1.6		
		VMP-3-5-080211	8/2/2011	13			<0.063	U		<0.0063	U		<0.0063	U		0.025	J		0.00046	J		79			7.8		
		VMP-3-5-110811	11/8/2011	3.1			<0.017	U		<0.0017	U		<0.0017	U		0.003	J		<0.00017	U		80			17		
		VMP-3-5-110811-Dup	11/8/2011	3			<0.018	U		<0.0018	U		<0.0018	U		0.0035	J		0.00003	J		80			17		
	10 ft	VMP-3-10	6/21/2010	7.9			<0.03	U		0.01			<0.003	U		<0.15	U		26			60			1.3		
		VMP 3-10-091010	9/10/2010	9.2			<0.024	U		0.012			<0.0024	U		<0.12	U		28			56			1.1		
		VMP-3-10-092010	9/20/2010	8.3			<0.025	U		0.011			<0.0025	U		<0.12	J	U	26			58			2.9		
		VMP-3-10-112210	11/22/2010	8.7			<0.026	U		0.011			<0.0026	U		0.044	J		25			60			1.6		
		VMP-3-10-112210-Dup	11/22/2010	8.3			<0.026	U		0.0098			<0.0026	U		0.018	J		23			61			2.6		
		VMP-3-10-020811	2/8/2011	8.2			<0.023	U		0.0072			<0.0023	U		0.1	J		18			68			1.8		
		VMP-3-10-041311	4/13/2011	8.2			<0.027	U		0.0092			<0.0027	U		0.098	J		22			64			1.2		
		VMP-3-10-080311	8/3/2011	14			<0.021	U		<0.0021	U		<0.0021	U		0.29			0.29			78			6.9		
		VMP-3-10-110811	11/8/2011	5			<0.018	U		<0.0018	U		<0.0018	U		0.051	J		0.0024			85			9.8		

TABLE 5 CUMULATIVE SUMMARY OF SOIL VAPOR ANALYTICAL RESULTS - NATURAL GASES

				Carbon Dioxide			Carbon Monoxide			Ethane			Ethene			Helium			Methane			Nitrogen			Oxygen		
Location	Depth	Sample ID	Sample Date	Result (%)	Lab Qualifier	URS Qualifier	Result (%)	Lab Qualifier	URS Qualifier	Result (%)	Lab Qualifier	URS Qualifier	Result (%)	Lab Qualifier	URS Qualifier	Result (%)	Lab Qualifier	URS Qualifier	Result (%)	Lab Qualifier	URS Qualifier	Result (%)	Lab Qualifier	URS Qualifier	Result (%)	Lab Qualifier	URS Qualifier
VMP-3	22 ft	VMP-3-22	11/4/2009	8.7			<0.023	U		0.012			<0.0023	U		<0.12	U		25			58			1.1		
		VMP-3-22-092010	9/20/2010	8			<0.024	U		0.013			<0.0024	U		<0.12	J	U	<0.00024	U		52			1.1		
		VMP-3-22-112210	11/22/2010	8.2			<0.023	U		0.011			<0.0023	U		0.02	J		28			56			1.3		
		VMP-3-22-020811	2/8/2011	7.9			<0.045	U		0.013			<0.0045	U		0.013	J		25			60			1.6		
		VMP-3-22-041511	4/15/2011	7.8			<0.025	U		0.012			<0.0025	U		0.028	J		29			56			1.2		
		VMP-3-22-080611	8/6/2011	2.4			<0.032	U		<0.0032	U		<0.0032	U		0.13	J		0.83			84			13		
		VMP-3-22-110811	11/8/2011	1			<0.023	U		<0.0023	U		<0.0023	U		<0.12	U		0.0043			78			21		
	31.5 ft	VMP-3-31.5	11/4/2009	5.6			<0.025	U		0.02			<0.0025	U		<0.12	U		43			36			0.77		
		VMP-3-31.5-090910	9/9/2010	4.4			<0.021	U		0.017			<0.0021	U		0.018	J		47			30			1.3		
		VMP-3-31.5-112210	11/22/2010	4.9			<0.026	U		0.017			<0.0026	U		0.024	J		47			32			1.1		
		VMP-3-31.5-020911	2/9/2011	6.4			<0.02	U		0.014			<0.002	U		0.016	J		37			46			2		
		VMP-3-31.5-041411	4/14/2011	5.7			<0.025	U		0.016			<0.0025	U		0.019	J		48			33			0.86		
		VMP-3-31.5-041411-Dup	4/14/2011	5.7			<0.025	U		0.016			<0.0025	U		0.066	J		48			32			1		
		VMP-3-31.5-080211	8/2/2011	4.7			<0.028	U		0.017			<0.0028	U		0.035	J		50			27			0.92		
		VMP-3-31.5-080211-Dup	8/2/2011	4.6			<0.028	U		0.017			<0.0028	U		0.041	J		49			28			1.4		
		VMP-3-31.5-110811	11/8/2011	0.37			<0.018	U		0.00079	J		<0.0018	U		0.02	J		2.1			77			20		
	39 ft	VMP-3-39	11/4/2009	5.6			<0.025	U		0.021			<0.0025	U		<0.12	U		45			33			0.79		
VMP-4	5 ft	VMP-4-5	11/5/2009	0.69			<0.025	U		<0.0025	U		<0.0025	U		34			0.029			51			14		
		VMP-4-5-082510	8/25/2010	13			<0.029	U		0.0005	J		<0.0029	U		0.026	J		1.7			83			2.1		
		VMP-4-5-112210	11/22/2010	13			<0.027	U		0.0052			<0.0027	U		0.024	J		14			69			1.9		
		VMP-4-5-021411	2/14/2011	4.8			<0.025	U		0.00027	J		<0.0025	U		2.9			0.7			79			12		
		VMP-4-5-041911	4/19/2011	12			<0.026	U		0.0044			<0.0026	U		0.031	J		12			72			1.3		
		VMP-4-5-080311	8/3/2011	11			<0.031	U		<0.0031	U		<0.0031	U		0.012	J		0.01			80			8.4		
		VMP-4-5-110911	11/9/2011	0.056			<0.022	U		<0.0022	U		<0.0022	U		0.077	J		0.0002	J		78			22		
	12 ft	VMP-4-12	11/5/2009	9.6			<0.025	U		<0.0025	U		<0.0025	U		0.26			2.2			84			3.8		
		VMP-4-12-082510	8/25/2010	14			<0.025	U		0.0039			<0.0025	U		0.042	J		17			66			1.2		
		VMP-4-12-112310	11/23/2010	13			<0.026	U		0.0036			<0.0026	U		<0.13	U		12			72			1.3		
		VMP-4-12-021411	2/14/2011	9			<0.026	U		0.0016	J		<0.0026	U		0.35			4.7			80			5.3		
		VMP-4-12-041911	4/19/2011	11			<0.025	U		0.0046			<0.0025	U		0.035	J		13			72			1.5		
		VMP-4-12-080311	8/3/2011	15			<0.029	U		0.0018	J		<0.0029	U		1			6.9			75			1.6		
		VMP-4-12-080311-Dup	8/3/2011	15			<0.029	U		0.0018	J		<0.0029	U		1			6.9			75			1.7		
		VMP-4-12-110911	11/9/2011	8.5			<0.018	U		0.000082	J		<0.0018	U		4.8			0.38			79			7.2		
	23.5 ft	VMP-4-23.5	11/5/2009	6.7			<0.023	U		0.021			<0.0023	U		<0.12	U		46			32			0.75		
		VMP-4-23.5-083110	8/31/2010	6.1			<0.029	U		0.018			<0.0029	U		<0.14	J	U	43			38			0.81		
		VMP-4-23.5-112310	11/23/2010	6.7			<0.023	U		0.021			<0.0023	U		0.01	J		50			28			0.77		
		VMP-4-23.5-021411	2/14/2011	6.5			<0.021	U		0.021			<0.0021	U		0.022	J		51			28			0.91		
		VMP-4-23.5-042011	4/20/2011	6			<0.023	U		0.019			<0.0023	U		0.85		J	46			33			1.4		
		VMP-4-23.5-042011-Dup	4/20/2011	6			<0.023	U		0.02			<0.0023	U		0.06	J	J	49			31			1.2		
		VMP-4-23.5-080611	8/6/2011	5.9			<0.028	U		0.02			<0.0028	U		0.01	J		45			35			1		
		VMP-4-23.5-110911	11/9/2011	5.6			<0.017	U		0.0097			<0.0017	U		0.043	J		19			64			4.8		
	39 ft	VMP-4-39	11/5/2009	6.6			<0.024	U		0.02			<0.0024	U		<0.12	U		44			34			1.1		
		VMP-4-39-042111	4/21/2011	6.1			<0.025	U		0.021			<0.0025	U		0.018	J		51			29			0.9		
VMP-5	5 ft	VMP-5-5	11/5/2009	14			<0.022	U		<0.0022	U		<0.0022	U		<0.11	U		2.8			81			1.3		
		VMP-5-5-090910	9/9/2010	12			<0.026	U		0.0036			<0.0026	U		1.6			3.9			78			2.4		
		VMP-5-5-112210	11/22/2010	13			<0.026	U		0.0046			<0.0026	U		0.01	J		7			76			1.6		
		VMP-5-5-021611	2/16/2011	8			<0.025	U		<0.0025	U		<0.0025	U		0.47			0.064			76			15		
		VMP-5-5-042111	4/21/2011	2			<0.026	U		<0.0026	U		<0.0026	U		0.1	J		<0.00026	U		78			20		
		VMP-5-5-080511	8/5/2011	7.9			<0.025	U		<0.0025	U		<0.0025	U		0.2			0.0013			81			11		
		VMP-5-5-111111	11/11/2011	14			<0.019	U		<0.0019	U		<0.0019	U		0.019	J		0.0003			81			5.3		
	12.5 ft	VMP-5-12.5	11/6/2009	13			<0.026	U		0.004			<0.0026	U		<0.13	U		6.3			78			1.3		
		VMP-5-12.5-D	11/6/2009	13			<0.023	U		0.004			<0.0023	U		<0.12	U		6.3			77			1.6		
		VMP-5-12.5-090910	9/9/2010	14			<0.026	U		0.0032			<0.0026	U		0.039	J		3.7			79			1.3		
		VMP-5-12.5-112310	11/23/2010	12			<0.026	U		<0.0026	U		<0.0026	U		0.026	J		0.025			83			5.2		
		VMP-5-12.5-021611	2/16/2011	13			<0.024	U		0.00031	J		<0.0024	U		0.04	J		0.68			83			2.9		
		VMP-5-12.5-042111	4/21/2011	6.9			<0.028	U		<0.0028	U		<0.0028	U		0.089	J		0.00015	J		80			13		
		VMP-5-12.5-080611	8/6/2011	12			<0.025	U		0.0034			<0.0025	U		0.013	J		6.6			76			3.7		
		VMP-5-12.5-111111	11/11/2011	14			<0.018	U		<0.0018	U		<0.0018	U		0.014	J		<0.00018	U		81			5.1		
	31 ft	VMP-5-31	11/6/2009	10			<0.024	U		0.014			<0.0024	U		<0.12	U		24			58			1		
		VMP-5-31-090910	9/9/2010	9			<0.022	U		0.015			<0.0022	U		<0.11	J	U	26			55			1.5		
		VMP-5-31-112310	11/23/2010	9.2			<0.024	U		0.012			<0.0024	U		0.012	J		28			53			1.2		
		VMP-5-31-021611	2/16/2011	9.2			<0.028	U		0.015			<0.0028	U		0.022	J		24			58			1.3		
		VMP-5-31-042111	4/21/2011	9			<0.026	U		0.012			<0.0026	U		0.015	J		22			60			1.6		
		VMP-5-31-080611	8/6/2011	9.2			<0.028	U		0.013			<0.0028	U		0.01	J		24			58			1.2		
		VMP-5-31-111111	11/11/2011	10			<0.018	U		0.0073			<0.0018	U		0.39			13			71			1.4		
	40 ft	VMP-5-40	11/6/2009	9.2			<0.033	U		0.012			<0.0033	U		<0.16	U		22			60			2.7		
		VMP-5-40-042111	4/21/2011	8.3			<0.028	U		0.011			<0.0028	U		1.4			19			62			2.6		

TABLE 5 CUMULATIVE SUMMARY OF SOIL VAPOR ANALYTICAL RESULTS - NATURAL GASES

				Carbon Dioxide			Carbon Monoxide			Ethane			Ethene			Helium			Methane			Nitrogen			Oxygen		
Location	Depth	Sample ID	Sample Date	Result (%)	Lab Qualifier	URS Qualifier	Result (%)	Lab Qualifier	URS Qualifier	Result (%)	Lab Qualifier	URS Qualifier	Result (%)	Lab Qualifier	URS Qualifier	Result (%)	Lab Qualifier	URS Qualifier	Result (%)	Lab Qualifier	URS Qualifier	Result (%)	Lab Qualifier	URS Qualifier	Result (%)	Lab Qualifier	URS Qualifier
VMP-6	5 ft	VMP-6-5	11/6/2009	13			<0.024	U		<0.0024	U		<0.0024	U		<0.12	U		3.7			79			3.3		
		VMP-6-5-090810	9/8/2010	15			<0.026	U		0.00049	J		<0.0026	U		<0.13	J	U	1.4			82			1.4		
		VMP-6-5-111610	11/16/2010	14			<0.028	U		0.0012	J		<0.0028	U		0.074	J		2.7			81			1.5		
		VMP-6-5-020711	2/7/2011	1.7			<0.024	U		<0.0024	U		<0.0024	U		0.42			0.000049	J		79			19		
		VMP-6-5-040811	4/8/2011	2			<0.026	U		<0.0026	U		<0.0026	U		0.44			0.0011			78			19		
		VMP-6-5-080411	8/4/2011	3.4			<0.027	U		<0.0027	U		<0.0027	U		0.59			<0.00027	U		80			16		
		VMP-6-5-110911	11/9/2011	1.8			<0.016	U		<0.0016	U		<0.0016	U		0.55			<0.00016	U		78			20		
	10 ft	VMP-6-10	11/6/2009	14			<0.026	U		<0.0026	U		<0.0026	U		<0.13	U		4.2			78			2.7		
		VMP-6-10-090810	9/8/2010	15			<0.024	U		0.0012	J		<0.0024	U		<0.12	J	U	3.6			80			1.3		
		VMP-6-10-111710	11/17/2010	9.8			<0.026	U		<0.0026	U		<0.0026	U		0.092	J		<0.00026	U		82			8.5		
		VMP-6-10-020711	2/7/2011	8.5			<0.025	U		<0.0025	U		<0.0025	U		0.67			<0.00025	U		82			9.2		
		VMP-6-10-040811	4/8/2011	11			<0.03	U		<0.003	U		<0.003	U		0.04	J		0.00028	J		84			5		
		VMP-6-10-080411	8/4/2011	15			<0.026	U		0.0011	J		<0.0026	U		0.05	J		3.2			80			1.9		
		VMP-6-10-111011	11/10/2011	9.5			<0.017	U		<0.0017	U		<0.0017	U		0.068	J		<0.00017	U		81			9.2		
	31.5 ft	VMP-6-31.5	11/9/2009	14			<0.022	U		0.003			<0.0022	U		<0.11	U		7.7			75			1.4		
		VMP-6-31.5-090810	9/8/2010	14			<0.026	U		0.0032			<0.0026	U		<0.13	U		8.6			74			1.2		
		VMP-6-31.5-111710	11/17/2010	13			<0.025	U		0.003			<0.0025	U		0.012	J		7.5			76			1.4		
		VMP-6-31.5-020711	2/7/2011	13			<0.024	U		0.0023	J		<0.0024	U		0.01	J		5.9			78			1.5		
		VMP-6-31.5-041111	4/11/2011	13			<0.028	U		0.0021	J		<0.0028	U		0.08	J		5.2			80			1.5		
		VMP-6-31.5-080411	8/4/2011	12			<0.028	U		0.0024	J		<0.0028	U		0.015	J		6.2			78			2.6		
		VMP-6-31.5-111011	11/10/2011	14			<0.017	U		0.0023			<0.0017	U		0.0076	J		5.7			78			1.4		
	39 ft	VMP-6-39	11/9/2009	15			<0.023	U		0.0033			<0.0023	U		<0.11	U		8.3			73			1.3		
		VMP-6-39-041111	4/11/2011	12			<0.027	U		0.0022	J		<0.0027	U		0.083	J		5.2			77			3.9		
VMP-7	5 ft	VMP-7-5	11/9/2009	1.7			<0.023	U		<0.0023	U		<0.0023	U		2.7			<0.00023	U		78			18		
		VMP-7-5-082610	8/26/2010	2.7			<0.026	U		<0.0026	U		<0.0026	U		1.9			0.0002	J		79			16		
		VMP-7-5-111910	11/19/2010	14			<0.024	U		<0.0024	U		<0.0024	U		0.76			0.0052			80			5.1		
		VMP-7-5-020711	2/7/2011	2.6			<0.026	U		<0.0026	U		<0.0026	U		0.082	J		0.000048	J		80			17		
		VMP-7-5-040711	4/7/2011	5.3			<0.027	U		<0.0027	U		<0.0027	U		0.025	J		<0.00027	U		80			15		
		VMP-7-5-080211	8/2/2011	16			<0.029	U		0.00035	J		<0.0029	U		0.014	J		2.3			80			1.5		
		VMP-7-5-111011	11/10/2011	13			<0.022	U		<0.0022	U		<0.0022	U		<0.11	U		<0.00022	U		80			6.8		
		VMP-7-5-111011-Dup	11/10/2011	12			<0.016	U		<0.0016	U		<0.0016	U		0.012	J		0.000022	J		80			7.9		
	13.5 ft	VMP-7-13.5	11/9/2009	16			<0.022	U		<0.0022	U		<0.0022	U		<0.11	U		0.1			82			2.1		
		VMP-7-13.5-082610	8/26/2010	16			<0.029	U		0.000083	J		<0.0029	U		0.041	J		0.57			82			1.5		
		VMP-7-13.5-111910	11/19/2010	16			<0.024	U		0.00025	J		<0.0024	U		0.014	J		1.8			80			1.6		
		VMP-7-13.5-020711	2/7/2011	9.5			<0.025	U		<0.0025	U		<0.0025	U		0.0099	J		0.00016	J		82			8.6		
		VMP-7-13.5-040711	4/7/2011	11			<0.026	U		<0.0026	U		<0.0026	U		0.033	J		<0.00026	U		81			7.6		
		VMP-7-13.5-080311	8/3/2011	17			<0.029	U		0.00029	J		<0.0029	U		0.012	J		1.9			79			1.6		
		VMP-7-13.5-111011	11/10/2011	16			<0.016	U		<0.0016	U		<0.0016	U		0.0033	J		0.045			82			2.1		
	29.5 ft	VMP-7-29.5	11/9/2009	17			<0.023	U		<0.0023	U		<0.0023	U		<0.11	U		4.4			77			1.3		
		VMP-7-29.5-083110	8/31/2010	15			<0.025	U		0.00058	J		<0.0025	U		<0.12	J	U	4.1			79			1.3		
		VMP-7-29.5-111910	11/19/2010	16			<0.025	U		0.00068	J		<0.0025	U		0.011	J		3.4			79			1.5		
		VMP-7-29.5-020711	2/7/2011	15			<0.026	U		0.00032	J		<0.0026	U		0.2			2			81			1.5		
		VMP-7-29.5-040711	4/7/2011	13			<0.025	U		0.00022	J		<0.0025	U		0.016	J		1.4			81			4.7		
		VMP-7-29.5-080311	8/3/2011	15			<0.03	U		0.00071	J		<0.003	U		0.0071	J		3.6			80			1.4		
		VMP-7-29.5-111111	11/11/2011	16			<0.018	U		0.00026	J		<0.0018	U		0.0032	J		1.8			80			1.4		
	38 ft	VMP-7-38	11/9/2009	3.2			<0.024	U		<0.0024	U		<0.0024	U		<0.12	U		0.95			79			17		
		VMP-7-38-020711	2/7/2011	16			<0.022	U		0.00063	J		<0.0022	U		0.0087	J		2.2			80			1.5		
		VMP-7-38-040711	4/7/2011	15			<0.026	U		0.00028	J		<0.0026	U		0.013	J		1.8			81			1.9		
VMP-8	5 ft	VMP-8-5	11/10/2009	5.1			<0.023	U		<0.0023	U		<0.0023	U		<0.12	U		<0.00023	U		79			16		
		VMP-8-5-083010	8/30/2010	7.3			<0.027	U		<0.0027	U		<0.0027	U		0.039	J		0.00032			80			13		
		VMP-8-5-111810	11/17/2010	2			<0.023	U		<0.0023	U		<0.0023	U		0.14			0.0002	J		78			20		
		VMP-8-5-021011	2/10/2011	4			<0.025	U		<0.0025	U		<0.0025	U		0.018	J		0.00015	J		81			15		
		VMP-8-5-040711	4/7/2011	2.9			<0.028	U		<0.0028	U		<0.0028	U		0.032	J		0.00017	J		77			20		
		VMP-8-5-072711	7/27/2011	8.8			<0.03	U		<0.003	U		<0.003	U		0.018	J		0.000085	J		79			12		
		VMP-8-5-110311	11/3/2011	0.61			<0.017	U		<0.0017	U		<0.0017	U		<0.086	U		0.0001	J		82			17		
	9.5 ft	VMP-8-9.5	11/10/2009	9			<0.022	U		<0.0022	U		<0.0022	U		0.79			<0.00022	U		78			12		
		VMP-8-9.5-083010	8/30/2010	8.4			<0.051	U		<0.0051	U		<0.0051	U		<0.25	J	U	0.000048	J		80			12		
		VMP-8-9.5-083010-Dup	8/30/2010	9.1			<0.025	U		<0.0025	U		<0.0025	U		0.024	J		0.000026	J		81			9.8		
		VMP-8-9.5-111810	11/17/2010	8.5			<0.024	U		<0.0024	U		<0.0024	U		0.026	J		0.000053	J		78			13		
		VMP-8-9.5-021011	2/10/2011	7.9			<0.025	U		<0.0025	U		<0.0025	U		0.015	J		<0.00025	U		79			13		
		VMP-8-9.5-040711	4/7/2011	7.4			<0.028	U		<0.0028	U		<0.0028	U		0.043	J		<0.00028	U		79			14		
		VMP-8-9.5-072711	7/27/2011	7.2			<0.04	U		<0.004	U		<0.004	U		0.0098	J		<0.0004	U		78			15		
		VMP-8-9.5-110311	11/3/2011	6.5			<0.017	U		<0.0017	U		<0.0017	U		0.0035	J		0.000027	J		79			14		
	23.5 ft	VMP-8-23.5	11/10/2009	10			<0.024	U		<0.0024	U		<0.0024	U		<0.12	U		<0.00024	U		79			11		
		VMP-8-23.5-083010	8/30/2010	9.3			<0.026	U		<0.0026	U		<0.0026	U		0.036	J		0.000032	J		81			9.9		
		VMP-8-23.5-111910	11/19/2010	9.9			<0.025	U		<0.0025	U		<0.0025	U		0.028	J		0.000069	J		79			11		
		VMP-8-23.5-021011	2/10/2011	9.3			<0.027	U		<0.0027	U		<0.0027	U		0.02	J		<0.00027	U		79			12		
		VMP-8-23.5-040711	4/7/2011	8.3			<0.025	U		<0.0025	U		<0.0025	U		0.029	J		<0.00025	U		79			13		
		VMP-8-23.5-040711-Dup	4/7/2011	11			<0.06	U		<0.006	U		<0.006	U		1.2			<0.0006	U		72			16		
		VMP-8-23.5-081011	8/10/2011	8.8			<0.026	U		<0.0026	U		<0.0026	U		0.0086	J		<0.00026	U		79			12		
		VMP-8-23.5-110611	11/6/2011	9.4			<0.019	U		<0.0019	U		<0.0019	U		0.006	J		0.000096	J		68			22		

TABLE 5 CUMULATIVE SUMMARY OF SOIL VAPOR ANALYTICAL RESULTS - NATURAL GASES

				Carbon Dioxide			Carbon Monoxide			Ethane			Ethene			Helium			Methane			Nitrogen			Oxygen		
Location	Depth	Sample ID	Sample Date	Result (%)	Lab Qualifier	URS Qualifier	Result (%)	Lab Qualifier	URS Qualifier	Result (%)	Lab Qualifier	URS Qualifier	Result (%)	Lab Qualifier	URS Qualifier	Result (%)	Lab Qualifier	URS Qualifier	Result (%)	Lab Qualifier	URS Qualifier	Result (%)	Lab Qualifier	URS Qualifier	Result (%)	Lab Qualifier	URS Qualifier
VMP-9	5 ft	VMP-9-5	11/11/2009	3.8			<0.022	U		<0.0022	U		<0.0022	U		11			<0.00022	U		69			16		
		VMP-9-5-082610	8/26/2010	10			<0.023	U		<0.0023	U		<0.0023	U		0.012	J		0.000061	J		81			9.1		
		VMP-9-5-111910	11/19/2010	14			<0.024	U		<0.0024	U		<0.0024	U		0.042	J		0.00036			82			3.8		
		VMP-9-5-020811	2/8/2011	1.5			<0.022	U		<0.0022	U		<0.0022	U		0.01	J		<0.00022	U		78			20		
		VMP-9-5-040611	4/6/2011	10			<0.061	U		<0.0061	U		<0.0061	U		0.034	J		<0.00061	U		83			6.8		
		VMP-9-5-080211	8/2/2011	15			<0.03	U		<0.003	U		<0.003	U		0.015	J		0.24			83			1.8		
		VMP-9-5-110411	11/4/2011	3			<0.018	U		<0.0018	U		<0.0018	U		0.0093	J		0.000035	J		80			17		
	11.5 ft	VMP-9-11.5	11/11/2009	12			<0.028	U		<0.0028	U		<0.0028	U		2.5			<0.00028	U		79			6.5		
		VMP-9-11.5-082610	8/26/2010	15			<0.026	U		0.00015	J		<0.0026	U		0.042	J		1.8			82			1.4		
		VMP-9-11.5-111910	11/19/2010	16			<0.027	U		<0.0027	U		<0.0027	U		0.021	J		1.5			81			1.6		
		VMP-9-11.5-020911	2/9/2011	10			<0.027	U		<0.0027	U		<0.0027	U		0.024	J		<0.00027	U		83			7		
		VMP-9-11.5-020911-Dup	2/9/2011	9.9			<0.021	U		<0.0021	U		<0.0021	U		0.0097	J		<0.00021	U		82			8.4		
		VMP-9-11.5-040611	4/6/2011	13			<0.059	U		<0.0059	U		<0.0059	U		0.035	J		0.0025			84			3.2		
		VMP-9-11.5-080211	8/2/2011	15			<0.028	U		0.0002	J		<0.0028	U		0.013	J		3			80			1.4		
		VMP-9-11.5-110411	11/4/2011	8.2			<0.018	U		<0.0018	U		<0.0018	U		0.0058	J		0.000029	J		80			12		
	25.5 ft	VMP-9-25.5	11/10/2009	17			<0.022	U		<0.0022	U		<0.0022	U		<0.11	U		3.8			78			1.2		
		VMP-9-25.5-D	11/10/2009	16			<0.025	U		<0.0025	U		<0.0025	U		<0.12	U		3.8			79			1.3		
		VMP-9-25.5-082610	8/26/2010	14			<0.024	U		0.00042	J		<0.0024	U		0.012	J	J	4.3			80			1.7		
		VMP-9-25.5-082610-Dup	8/26/2010	14			<0.026	U		0.0004	J		<0.0026	U		0.04	J	J	4.3			80			1.5		
		VMP-9-25.5-111910	11/19/2010	15			<0.028	U		0.0002	J		<0.0028	U		<0.14	U		3			80			1.6		
		VMP-9-25.5-020911	2/9/2011	15			<0.025	U		<0.0025	U		<0.0025	U		0.011	J		0.98			83			1.3		
		VMP-9-25.5-040811	4/8/2011	12			<0.026	U		<0.0026	U		<0.0026	U		9.2			0.64			75			3.3		
		VMP-9-25.5-080211	8/2/2011	14			<0.028	U		0.00024	J		<0.0028	U		0.012	J		3.5			81			1.5		
		VMP-9-25.5-110711	11/7/2011	16			<0.019	U		0.000059	J		<0.0019	U		0.0034	J		1.1			81			1.9		
		VMP-9-25.5-110711-Dup	11/7/2011	15			<0.016	U		0.000055	J		<0.0016	U		0.0058	J		1			82			1.6		
	38.5 ft	VMP-9-38.5	11/10/2009	17			<0.022	U		<0.0022	U		<0.0022	U		<0.11	U		3.2			78			1.2		
		VMP-9-38.5-020911	2/9/2011	16			<0.021	U		0.00011	J		<0.0021	U		<0.1	U		1.4			81			1.5		
		VMP-9-38.5-040811	4/8/2011	15			<0.028	U		<0.0028	U		<0.0028	U		0.11	J		1.1			82			1.6		
VMP-10	5 ft	VMP-10-5	11/11/2009	3.9			<0.022	U		<0.0022	U		<0.0022	U		<0.11	U		<0.00022	U		78			18		
		VMP-10-5-090710	9/7/2010	5.2			<0.026	U		<0.0026	U		<0.0026	U		<0.13	J	U	0.00017	J		80			15		
		VMP-10-5-111810	11/17/2010	3.2			<0.024	U		<0.0024	U		<0.0024	U		0.024	J		<0.00024	U		79			18		
		VMP-10-5-021011	2/10/2011	3.8			<0.024	U		<0.0024	U		<0.0024	U		0.0094	J		0.00014	J		79			17		
		VMP-10-5-040511	4/5/2011	0.38			<0.022	U		<0.0022	U		<0.0022	U		0.29			0.00017	J		78			21		
		VMP-10-5-072911	7/29/2011	3.8			<0.052	U		<0.0052	U		<0.0052	U		0.16	J		<0.00052	U		79			17		
		VMP-10-5-110411	11/4/2011	2.5			<0.014	U		<0.0014	U		<0.0014	U		0.042	J		0.000056	J		78			19		
	10 ft	VMP-10-10	11/11/2009	9.9			<0.023	U		<0.0023	U		<0.0023	U		<0.11	U		<0.00023	U		79			11		
		VMP-10-10-090710	9/7/2010	7.6			<0.026	U		<0.0026	U		<0.0026	U		<0.13	J	U	0.00013	J		79			13		
		VMP-10-10-111810	11/17/2010	5.3			<0.026	U		<0.0026	U		<0.0026	U		0.0082	J		<0.00026	U		79			16		
		VMP-10-10-021111	2/11/2011	4			<0.02	U		<0.002	U		<0.002	U		0.016	J		0.00009	J		79			17		
		VMP-10-10-040611	4/6/2011	2.2			<0.026	U		<0.0026	U		<0.0026	U		0.026	J		0.000048	J		79			19		
		VMP-10-10-072911	7/29/2011	5.5			<0.028	U		<0.0028	U		<0.0028	U		0.6			<0.00028	U		80			14		
		VMP-10-10-110411	11/4/2011	4.2			<0.018	U		<0.0018	U		<0.0018	U		0.016	J		<0.00018	U		80			16		
		VMP-10-10-110411-Dup	11/4/2011	4.3			<0.018	U		<0.0018	U		<0.0018	U		0.016	J		<0.00018	U		80			16		
	20 ft	VMP-10-20	11/11/2009	0.15		J	<0.022	U		<0.0022	U		<0.0022	U		<0.11	U		<0.00022	U		78			22		
		VMP-10-20-D	11/11/2009	0.23		J	<0.025	U		<0.0025	U		<0.0025	U		0.58			<0.00025	U		78			21		
		VMP-10-20-090710	9/7/2010	0.22			<0.056	U		<0.0056	U		<0.0056	U		<0.28	J	U	0.00019	J		80			20		
		VMP-10-20-090710-Dup	9/7/2010	0.16			<0.052	U		<0.0052	U		<0.0052	U		0.076	J		0.00025	J		74			26		
		VMP-10-20-111810	11/17/2010	8.3			<0.049	U		<0.0049	U		<0.0049	U		0.0098	J		<0.00049	U		79			13		
		VMP-10-20-111810-Dup	11/17/2010	7.4			<0.025	U		<0.0025	U		<0.0025	U		0.0043	J		0.000045	J		78			14		
		VMP-10-20-021111	2/11/2011	6.4			<0.051	U		<0.0051	U		<0.0051	U		0.012	J		<0.00051	U		78			16		
		VMP-10-20-040611	4/6/2011	0.58			<0.029	U		<0.0029	U		<0.0029	U		0.028	J		0.00019	J		78			21		
		VMP-10-20-072911	7/29/2011	7.1			<0.027	U		<0.0027	U		<0.0027	U		<0.14	U		<0.00027	U		80			13		
		VMP-10-20-110411	11/4/2011	4.6			<0.018	U		<0.0018	U		<0.0018	U		0.062	J		0.000073	J		79			16		
	30 ft	VMP-10-30	11/13/2009	16			<0.025	U		<0.0025	U		<0.0025	U		<0.12	U		<0.00025	U		81			3.4		
VMP-11	5 ft	VMP-11-5	11/17/2009	7.8			<0.022	U		<0.0022	U		<0.0022	U		<0.11	U		1			87			4.4		
		VMP-11-5-090710	9/7/2010	8			<0.025	U		<0.0025	U		<0.0025	U		<0.12	J	U	0.00072			80			12		
		VMP-11-5-112210	11/22/2010	10			<0.026	U		<0.0026	U		<0.0026	U		0.016	J		0.000096	J		80			9.4		
		VMP-11-5-021111	2/11/2011	8.5			<0.023	U		<0.0023	U		<0.0023	U		0.018	J		0.00004	J		80			11		
		VMP-11-5-040611	4/6/2011	8			<0.027	U		<0.0027	U		<0.0027	U		0.022	J		0.002			80			12		
		VMP-11-5-080711	8/7/2011	7.1			<0.03	U		<0.003	U		<0.003	U		0.01	J		<0.0003	U		79			14		
		VMP-11-5-111111	11/11/2011	11			<0.018	U		<0.0018	U		<0.0018	U		0.65			0.000078	J		80			8.3		
	8 ft	VMP-11-8	11/17/2009	11			<0.025	U		<0.0025	U		<0.0025	U		0.21			0.01			84			5.1		
		VMP-11-8-080910	9/8/2010	7.8			<0.053	U		<0.0053	U		<0.0053	U		0.018	J		0.0011			76			16		
		VMP-11-8-112210	11/22/2010	11			<0.026	U		<0.0026	U		<0.0026	U		0.031	J		<0.00026	U		80			8.8		
		VMP-11-8-021111	2/11/2011	9.4			<0.025	U		<0.0025	U		<0.0025	U		<0.12	U		<0.00025	U		81			9.7		
		VMP-11-8-021111-Dup	2/11/2011	9.4			<0.024	U		<0.0024	U		<0.0024	U		0.014	J		<0.00024	U		81			9.9		
		VMP-11-8-040611	4/6/2011	8.2			<0.028	U		<0.0028	U		<0.0028	U		0.017	J		0.00007	J		81			11		
		VMP-11-8-040611-Dup	4/6/2011	8.1			<0.029	U		<0.0029	U		<0.0029	U		0.034	J		0.000058	J		80			12		
		VMP-11-8-080711	8/7/2011	10			<0.03	U		<0.003	U		<0.003	U		0.015	J		<0.0003	U		81			9		
		VMP-11-8-111411	11/14/2011	9.7			<0.018	U		<0.0018	U		<0.0018	U		0.013	J		0.000055	J		80			9.7		

See last page of table for notes.

TABLE 5 CUMULATIVE SUMMARY OF SOIL VAPOR ANALYTICAL RESULTS - NATURAL GASES

				Carbon Dioxide			Carbon Monoxide			Ethane			Ethene			Helium			Methane			Nitrogen			Oxygen		
Location	Depth	Sample ID	Sample Date	Result (%)	Lab Qualifier	URS Qualifier	Result (%)	Lab Qualifier	URS Qualifier	Result (%)	Lab Qualifier	URS Qualifier	Result (%)	Lab Qualifier	URS Qualifier	Result (%)	Lab Qualifier	URS Qualifier	Result (%)	Lab Qualifier	URS Qualifier	Result (%)	Lab Qualifier	URS Qualifier	Result (%)	Lab Qualifier	URS Qualifier
VMP-11	29 ft	VMP-11-29	11/18/2009	17			<0.024	U		<0.0024	U		<0.0024	U		<0.12	U		0.14			80			2.4		
		VMP-11-29-090810	9/8/2010	14			<0.026	U		<0.0026	U		<0.0026	U		1			0.048			83			1.6		
		VMP-11-29-112210	11/22/2010	14			<0.028	U		<0.0028	U		<0.0028	U		0.0073	J		0.071			84			1.9		
		VMP-11-29-112210-Dup	11/22/2010	14			<0.028	U		<0.0028	U		<0.0028	U		0.013	J		0.071			84			1.5		
		VMP-11-29-021411	2/14/2011	14			<0.025	U		<0.0025	U		<0.0025	U		0.013	J		0.00048			82			3.6		
		VMP-11-29-040611	4/6/2011	15			<0.028	U		<0.0028	U		<0.0028	U		0.031	J		0.00062			83			1.8		
		VMP-11-29-082511	8/25/2011	14			<0.028	U		<0.0028	U		<0.0028	U		0.0056	J		0.0025			84			2		
		VMP-11-29-082511-Dup	8/25/2011	14			<0.028	U		<0.0028	U		<0.0028	U		0.0044	J		0.00013	J		84			2		
		VMP-11-29-111411	11/14/2011	14			<0.018	U		<0.0018	U		<0.0018	U		0.0064	J		0.00017	J		83			2.8		
	38 ft	VMP-11-38	11/18/2009	16			<0.03	U		<0.003	U		<0.003	U		<0.15	U		0.35			81			1.8		
VMP-12	5 ft	VMP-12-5	11/13/2009	14			<0.025	U		<0.0025	U		<0.0025	U		<0.13	U		33			50			0.9		
		VMP-12-5-090310	9/3/2010	12			<0.027	U		0.0012	J		<0.0027	U		<0.13	U		36			49			0.97		
		VMP-12-5-120310	12/3/2010	13			<0.021	U		0.001	J		<0.0021	U		0.0086	J		36			47			1.3		
		VMP-12-5-021511	2/15/2011	7.6			<0.024	U		0.00044	J		<0.0024	U		0.021	J		18			72			1.6		
		VMP-12-5-041911	4/19/2011	7.4			<0.029	U		0.00088	J		<0.0029	U		0.023	J		31			59			1.4		
		VMP-12-5-080411	8/4/2011	12			<0.029	U		0.00068	J		<0.0029	U		0.062	J		24			61			2.1		
		VMP-12-5-111611	11/16/2011	7			<0.016	U		<0.0016	U		<0.0016	U		0.0056	J		0.0003			77			16		
	11.5 ft	VMP-12-11.5	11/13/2009	14			<0.022	U		<0.0022	U		<0.0022	U		<0.11	U		34			49			0.84		
		VMP-12-11.5-090310	9/3/2010	13			<0.028	U		0.0011	J		<0.0028	U		<0.14	U		38			46			1.1		
		VMP-12-11.5-120310	12/3/2010	11			<0.021	U		0.00072	J		<0.0021	U		0.039	J		27			58			2.5		
		VMP-12-11.5-021511	2/15/2011	9.1			<0.027	U		0.00099	J		<0.0027	U		0.022	J		35			53			1.5		
		VMP-12-11.5-021511-Dup	2/15/2011	8.6			<0.023	U		0.00094	J		<0.0023	U		0.04	J		34			54			2.3		
		VMP-12-11.5-041911	4/19/2011	9.2			<0.026	U		0.0011	J		<0.0026	U		0.023	J		37			50			1.6		
		VMP-12-11.5-080411	8/4/2011	12			<0.028	U		0.00052	J		<0.0028	U		<0.14	U		21			64			1.7		
		VMP-12-11.5-111611	11/16/2011	7.7			<0.017	U		<0.0017	U		<0.0017	U		<0.084	U		0.16			80			12		
	25 ft	VMP-12-25	11/13/2009	14			<0.023	U		<0.0023	U		<0.0023	U		<0.11	U		33			49			0.84		
		VMP-12-25-090310	9/3/2010	13			<0.026	U		0.0012	J		<0.0026	U		<0.13	J	U	36			47			0.99		
		VMP-12-25-120310	12/3/2010	13			<0.022	U		0.000091	J		<0.0022	U		<0.11	U		4.8			80			1.5		
		VMP-12-25-021511	2/15/2011	13			<0.027	U		0.00089	J		<0.0027	U		0.026	J		32			52			1.4		
		VMP-12-25-041911	4/19/2011	13			<0.028	U		0.00097	J		<0.0028	U		0.032	J		35			49			1.1		
		VMP-12-25-080411	8/4/2011	12			<0.026	U		0.001	J		<0.0026	U		0.013	J		35			49			2.2		
		VMP-12-25-111611	11/16/2011	12			<0.016	U		0.001	J		<0.0016	U		<0.078	U		36			49			1.5		
	39 ft	VMP-12-39	11/13/2009	14			<0.024	U		<0.0024	U		<0.0024	U		<0.12	U		32			50			0.95		
		VMP-12-39-041911	4/19/2011	13			<0.03	U		0.0014	J		<0.003	U		0.014	J		42			42			1		
VMP-13	5 ft	VMP-13-5	11/16/2009	14			<0.024	U		<0.0024	U		<0.0024	U		<0.12	U		0.82			82			2.5		
		VMP 13-5-091310	9/13/2010	8.4			<0.026	U		<0.0026	U		<0.0026	U		<0.13	U		0.00088			84			7		
		VMP-13-5-120110	12/1/2010	6.1			<0.023	U		<0.0023	U		<0.0023	U		0.047	J		<0.00023	U		81			13		
		VMP-13-5-021811	2/18/2011	3.6			<0.073	U		<0.0073	U		<0.0073	U		0.017	J		0.0048			80			16		
		VMP-13-5-040511	4/5/2011	3.4			<0.055	U		<0.0055	U		<0.0055	U		0.079	J		<0.00055	U		81			16		
		VMP-13-5-080911	8/9/2011	9.1			<0.03	U		<0.003	U		<0.003	U		0.24			0.0095			84			6.5		
		VMP-13-5-080911-Dup	8/9/2011	6.2			<0.026	U		<0.0026	U		<0.0026	U		0.17			0.0061			83			11		
		VMP-13-5-111411	11/14/2011	6.2			<0.018	U		<0.0018	U		<0.0018	U		0.0074	J		0.000065	J		82			12		
	10.5 ft	VMP-13-10.5	11/17/2009	0.14		J	<0.024	U		<0.0024	U		<0.0024	U		<0.12	U		0.0079		J	80			20		
		VMP-13-10.5-D	11/17/2009	0.23		J	<0.025	U		<0.0025	U		<0.0025	U		<0.12	U		0.015		J	79			21		
		VMP 13-10.5-091310	9/13/2010	11			<0.049	U		<0.0049	U		<0.0049	U		<0.24	U		0.068			86			3.4		
		VMP 13-10.5-091310-Dup	9/13/2010	11			<0.048	U		<0.0048	U		<0.0048	U		<0.24	U		0.076			85			3.6		
		VMP-13-10.5-120110	12/1/2010	8.6			<0.026	U		<0.0026	U		<0.0026	U		0.028	J		0.00032			82			8.8		
		VMP-13-10.5-120110-Dup	12/1/2010	8.6			<0.027	U		<0.0027	U		<0.0027	U		<0.14	U		0.0003			83			8.7		
		VMP-13-10.5-021811	2/18/2011	12			<0.027	U		0.00022	J		<0.0027	U		<0.13	U		1.1			84			2.5		
		VMP-13-10.5-021811-Dup	2/18/2011	12			<0.026	U		0.00023	J		<0.0026	U		0.021	J		1.1			85			1.9		
		VMP-13-10.5-040511	4/5/2011	5.9			<0.028	U		<0.0028	U		<0.0028	U		0.023	J		<0.00028	U		83			11		
		VMP-13-10.5-080911	8/9/2011	11			<0.03	U		0.00012	J		<0.003	U		0.0088	J		0.59			87			1.7		
		VMP-13-10.5-111411	11/14/2011	7			<0.018	U		<0.0018	U		<0.0018	U		0.0057	J		0.000084	J		83			10		
	21.5 ft	VMP-13-21.5	11/17/2009	15			<0.021	U		<0.0021	U		<0.0021	U		<0.11	U		1.6			81			1.3		
		VMP 13-21.5-091310	9/13/2010	12			<0.024	U		0.00034	J		<0.0024	U		<0.12	U		2			83			2.5		
		VMP-13-21.5-120110	12/1/2010	13			<0.024	U		0.00037	J		<0.0024	U		0.02	J		1.8			83			1.8		
		VMP-13-21.5-021811	2/18/2011	12			<0.025	U		0.00026	J		<0.0025	U		0.027	J		1.2			85			1.9		
		VMP-13-21.5-040511	4/5/2011	7.5			<0.024	U		0.0002	J		<0.0024	U		0.029	J		0.88			83			8.2		
		VMP-13-21.5-080911	8/9/2011	11			<0.03	U		0.00038	J		<0.003	U		0.0062	J		1.9			85			1.6		
		VMP-13-21.5-111411	11/14/2011	11			<0.018	U		0.00026	J		<0.0018	U		0.005	J		1.1			86			1.5		
		VMP-13-21.5-111411-Dup	11/14/2011	11			<0.018	U		0.00025	J		<0.0018	U		0.0038	J		1.1			86			1.5		
	29.5 ft	VMP-13-29.5	11/17/2009	13			<0.024	U		<0.0024	U		<0.0024	U		<0.12	U		1.6			81			1.7		
		VMP-13-29.5-021811	2/18/2011	13			<0.022	U		0.00052	J		<0.0022	U		0.01	J		1.8			83			1.6		
		VMP-13-29.5-040511	4/5/2011	12			<0.022	U		0.00047	J		<0.0022	U		0.0083	J		2			84			1.7		

TABLE 5 CUMULATIVE SUMMARY OF SOIL VAPOR ANALYTICAL RESULTS - NATURAL GASES

				Carbon Dioxide			Carbon Monoxide			Ethane			Ethene			Helium			Methane			Nitrogen			Oxygen		
Location	Depth	Sample ID	Sample Date	Result (%)	Lab Qualifier	URS Qualifier	Result (%)	Lab Qualifier	URS Qualifier	Result (%)	Lab Qualifier	URS Qualifier	Result (%)	Lab Qualifier	URS Qualifier	Result (%)	Lab Qualifier	URS Qualifier	Result (%)	Lab Qualifier	URS Qualifier	Result (%)	Lab Qualifier	URS Qualifier	Result (%)	Lab Qualifier	URS Qualifier
VMP-14	5 ft	VMP-14-5	11/20/2009	2			<0.026	U		<0.0026	U		<0.0026	U		0.13			0.0013			87			11		
		VMP 14-5-091010	9/10/2010	19			<0.025	U		0.0063			<0.0025	U		0.01	J		10			69			1.8		
		VMP-14-5-120110	12/1/2010	2.6			<0.024	U		<0.0024	U		<0.0024	U		0.025	J		0.00007	J		85			12		
		VMP-14-5-021711	2/17/2011	1.9			<0.026	U		<0.0026	U		<0.0026	U		0.031	J		0.016			93			5		
		VMP-14-5-040511	4/5/2011	2.6			<0.027	U		<0.0027	U		<0.0027	U		0.025	J		0.0022			78			19		
		VMP-14-5-080811	8/8/2011	16			<0.028	U		0.0081			<0.0028	U		0.0098	J		19			62			1.8		
		VMP-14-5-111411	11/14/2011	8.2			<0.018	U		<0.0018	U		<0.0018	U		1.5			0.000018	J		76			14		
	11.5 ft	VMP-14-11.5	11/16/2009	12			<0.025	U		0.005			<0.0025	U		<0.12	U		15			71			1.4		
		VMP 14-11.5-091010	9/10/2010	16			<0.023	U		0.01			<0.0023	U		0.0087	J		20			62			1.1		
		VMP-14-11.5-120110	12/2/2010	3.6			<0.025	U		0.001	J		<0.0025	U		0.029	J		2.8			92			1.6		
		VMP-14-11.5-120110-Dup	12/2/2010	3.6			<0.024	U		0.001	J		<0.0024	U		0.0068	J		2.8			92			1.6		
		VMP-14-11.5-021711	2/17/2011	3.6			<0.028	U		<0.0028	U		<0.0028	U		0.0073	J		0.15			93			3		
		VMP-14-11.5-021711-Dup	2/17/2011	3.7			<0.028	U		<0.0028	U		<0.0028	U		0.039	J		0.16			93			2.8		
		VMP-14-11.5-040511	4/5/2011	11			<0.027	U		<0.0027	U		<0.0027	U		0.028	J		0.0024			79			10		
		VMP-14-11.5-080811	8/8/2011	18			<0.028	U		0.0021	J		<0.0028	U		0.01	J		4.5			76			1.6		
		VMP-14-11.5-111511	11/15/2011	14			<0.017	U		0.001	J		<0.0017	U		0.25			3.4			81			1.6		
	20 ft	VMP-14-20	11/16/2009	18			<0.024	U		0.0062			<0.0024	U		<0.12	U		18			60			1.3		
		VMP 14-20-091010	9/10/2010	17			<0.023	U		0.012			<0.0023	U		<0.12	U		22			57			0.97		
		VMP 14-20-091010-Dup	9/10/2010	17			<0.024	U		0.011			<0.0024	U		<0.12	U		22			57			1.1		
		VMP-14-20-120110	12/2/2010	18			<0.024	U		0.0047			<0.0024	U		0.0053	J		19			59			1.2		
		VMP-14-20-021811	2/18/2011	16			<0.027	U		0.0058			<0.0027	U		0.025	J		13			67			1.7		
		VMP-14-20-040511	4/5/2011	14			<0.053	U		0.006			<0.0053	U		0.028	J		12			68			4		
		VMP-14-20-080811	8/8/2011	16			<0.028	U		0.0088			<0.0028	U		1.2			21			58			1.8		
		VMP-14-20-111511	11/15/2011	18			<0.018	U		0.006			<0.0018	U		0.013	J		17			62			1.2		
	29 ft	VMP-14-29	11/16/2009	17			<0.023	U		0.0073			<0.0023	U		<0.12	U		18			60			1		
		VMP-14-29-021811	2/18/2011	16			<0.026	U		0.0062			<0.0026	U		0.61			13			66			1.6		
		VMP-14-29-040511	4/5/2011	16			<0.028	U		0.0058			<0.0028	U		0.025	J		13			67			1.3		
VMP-15	5 ft	VMP-15-5	11/18/2009	13			<0.025	U		<0.0025	U		<0.0025	U		<0.13	U		<0.00025	U		82			4.8		
		VMP-15-5-D	11/18/2009	13			<0.025	U		<0.0025	U		<0.0025	U		<0.13	U		<0.00025	U		82			4.8		
		VMP 15-5-091410	9/14/2010	17			<0.025	U		<0.0025	U		<0.0025	U		<0.13	J	U	0.00012	J		80			3		
		VMP-15-5-113010	11/30/2010	15			<0.024	U		0.00077	J		<0.0024	U		0.04	J		1.3			82			1.5		
		VMP-15-5-021611	2/16/2011	10			<0.028	U		<0.0028	U		<0.0028	U		0.022	J		0.069			85			4.9		
		VMP-15-5-042011	4/20/2011	15			<0.026	U		<0.0026	U		<0.0026	U		0.04	J		0.056			83			1.9		
		VMP-15-5-080811	8/8/2011	14			<0.023	U		<0.0023	U		<0.0023	U		0.013	J		0.00011	J		78			7.6		
		VMP-15-5-111511	11/15/2011	11			<0.017	U		<0.0017	U		<0.0017	U		0.0082	J		0.000091	J		82			6.6		
	21.5 ft	VMP-15-21.5	11/18/2009	18			<0.023	U		0.012			<0.0023	U		<0.11	U		19			60			1.2		
		VMP 15-21.5-091410	9/14/2010	17			<0.025	U		0.012			<0.0025	U		1			13			66			2.3		
		VMP-15-21.5-113010	11/30/2010	19			<0.024	U		0.0085			<0.0024	U		0.22			11			68			1.3		
		VMP-15-21.5-021611	2/16/2011	18			<0.027	U		0.0034			<0.0027	U		0.0097	J		5.4			75			1.6		
		VMP-15-21.5-042011	4/20/2011	18			<0.028	U		0.0055			<0.0028	U		0.022	J		8.3			72			1.5		
		VMP-15-21.5-080811	8/8/2011	19			<0.028	U		0.013			<0.0028	U		0.016	J		16			64			1.3		
		VMP-15-21.5-111511	11/15/2011	16			<0.017	U		0.0021			<0.0017	U		0.0053	J		3.9			78			1.6		
	25.5 ft	VMP-15-25.5	11/18/2009	17			<0.024	U		0.014			<0.0024	U		<0.12	U		20			60			1.1		
		VMP 15-25.5-091410	9/14/2010	7.1			<0.067	U		<0.0067	U		<0.0067	U		5.3			0.013			74			14		
		VMP-15-25.5-021611	2/16/2011	7.6			<0.026	U		0.0004	J		<0.0026	U		4.3			0.6			79			8.5		
		VMP-15-25.5-042011	4/20/2011	3.9			<0.028	U		<0.0028	U		<0.0028	U		9.9			0.0012			71			15		
		VMP-15-25.5-042011-Dup	4/20/2011	3.7			<0.026	U		<0.0026	U		<0.0026	U		9.5			0.0071			72			15		
		VMP-15-25.5-080811	8/8/2011	15			<0.028	U		<0.0028	U		<0.0028	U		3.6			0.0036			75			5.9		
		VMP-15-25.5-111511	11/15/2011	5			<0.017	U		<0.0017	U		<0.0017	U		4.1			0.012			78			13		
	29 ft	VMP-15-29	11/19/2009	17			<0.024	U		0.014			<0.0024	U		<0.12	U		20			60			1.2		
VMP-16	5 ft	VMP-16-5	11/20/2009	0.12			<0.025	U		<0.0025	U		<0.0025	U		38			<0.00025	U		49			13		
		VMP-16-5-090210	9/2/2010	18			<0.024	U		0.0014	J		<0.0024	U		0.032	J		43			38			1		
		VMP-16-5-112910	11/29/2010	12			<0.022	U		0.0008	J		<0.0022	U		0.1	J		32			48			7.3		
		VMP-16-5-021511	2/15/2011	15			<0.026	U		0.00093	J		<0.0026	U		0.03	J		43			40			1		
		VMP-16-5-042211	4/22/2011	17			<0.026	U		0.001	J		<0.0026	U		0.04	J		48			33			1.1		
		VMP-16-5-080511	8/5/2011	13			<0.028	U		0.00012	J		<0.0028	U		0.69			4.2			78			3.9		
	13.5 ft	VMP-16-13.5	11/19/2009	0.79			<0.024	U		<0.0024	U		<0.0024	U		24			0.1			58			17		
		VMP-16-13.5-090210	9/2/2010	19			<0.025	U		0.0014	J		<0.0025	U		<0.12	J	U	46			34			0.78		J
		VMP-16-13.5-090210-Dup	9/2/2010	18			<0.025	U		0.0014	J		<0.0025	U		<0.12	J	U	45			35			2		J
		VMP-16-13.5-112910	11/29/2010	17			<0.022	U		0.0012	J		<0.0022	U		0.011	J		50			31			0.84		
		VMP-16-13.5-021611	2/16/2011	15			<0.027	U		0.00087	J		<0.0027	U		0.013	J		37			46			1.1		
		VMP-16-13.5-021611-Dup	2/16/2011	14			<0.026	U		0.00084	J		<0.0026	U		0.039	J		36			49			1.1		
		VMP-16-13.5-042211	4/22/2011	16			<0.028	U		0.00099	J		<0.0028	U		0.064	J		48			33			0.93		
		VMP-16-13.5-080511	8/5/2011	8.4		J	<0.028	U	UJ	<0.0028	U	UJ	<0.0028	U	UJ	6.4		J	1.1		J	74		J	9.6		J
	19 ft	VMP-16-19	11/19/2009	2.2			<0.026	U		<0.0026	U		<0.0026	U		14			3.9			65			15		
		VMP-16-19-090210	9/2/2010	19			<0.025	U		0.0014	J		<0.0025	U		<0.12	U		51			28			0.73		
		VMP-16-19-112910	11/29/2010	17			<0.022	U		0.0012	J		<0.0022	U		0.014	J		51			29			1.5		
		VMP-16-19-021611	2/16/2011	14			<0.026	U		0.0009	J		<0.0026	U		0.016	J		40			44			1.3		
		VMP-16-19-042711	4/27/2011	16			<0.026	U		0.00071	J		<0.0026	U		3.4			33			46			1.2		
		VMP-16-19-042711-Dup	4/27/2011	15			<0.026	U		0.00071	J		<0.0026	U		3.6			31			48			1.9		

TABLE 5 CUMULATIVE SUMMARY OF SOIL VAPOR ANALYTICAL RESULTS - NATURAL GASES

				Carbon Dioxide			Carbon Monoxide			Ethane			Ethene			Helium			Methane			Nitrogen			Oxygen		
Location	Depth	Sample ID	Sample Date	Result (%)	Lab Qualifier	URS Qualifier	Result (%)	Lab Qualifier	URS Qualifier	Result (%)	Lab Qualifier	URS Qualifier	Result (%)	Lab Qualifier	URS Qualifier	Result (%)	Lab Qualifier	URS Qualifier	Result (%)	Lab Qualifier	URS Qualifier	Result (%)	Lab Qualifier	URS Qualifier	Result (%)	Lab Qualifier	URS Qualifier
VMP-16	31 ft	VMP-16-31	11/19/2009	4			<0.023	U		<0.0023	U		<0.0023	U		8.7			12			66			9.2		
		VMP-16-31-D	11/19/2009	3.7			<0.023	U		<0.0023	U		<0.0023	U		8.4			11			67			9.4		
		VMP-16-31-090310	9/3/2010	0.09			<0.061	U		<0.0061	U		<0.0061	U		22			0.00046	J		62			16		
		VMP-16-31-112910	11/29/2010	17			<0.022	U		0.0012	J		<0.0022	U		0.034	J		51			29			1.2		
VMP-17	5 ft	VMP-17-5	6/21/2010	6.7			<0.029	U		<0.0029	U		<0.0029	U		<0.14	U		0.00014	J		81			12		
		VMP-17-5-DUP	6/21/2010	6.8			<0.03	U		<0.003	U		<0.003	U		<0.15	U		0.00018	J		81			12		
		VMP-17-5-090110	9/1/2010	7.8			<0.054	U		<0.0054	U		<0.0054	U		0.089	J		<0.00054	J	U	80			12		
		VMP-17-5-112210	11/22/2010	5			<0.027	U		<0.0027	U		<0.0027	U		0.011	J		<0.00027	U		79			16		
		VMP-17-5-020711	2/7/2011	2			<0.051	U		<0.0051	U		<0.0051	U		<0.25	U		0.00017	J		73			25		
		VMP-17-5-040611	4/6/2011	3.2			<0.03	U		<0.003	U		<0.003	U		0.02	J		<0.0003	U		79			18		
		VMP-17-5-080111	8/1/2011	6.2			<0.029	U		<0.0029	U		<0.0029	U		0.012	J		0.0018			81			13		
		VMP-17-5-110711	11/7/2011	3.4			<0.022	U		<0.0022	U		<0.0022	U		0.0044	J		0.000024	J		78			18		
VMP-18	8.5 ft	VMP-18-8.5	6/18/2010	7.7			<0.029	U		<0.0029	U		<0.0029	U		<0.14	U		0.000026	J		81			11		
		VMP-18-8.5-090710	9/7/2010	9.3			<0.026	U		<0.0026	U		<0.0026	U		0.021	J		0.00011	J		80			11		
		VMP-18-8.5-111910	11/19/2010	8.2			<0.022	U		<0.0022	U		<0.0022	U		0.015	J		0.000054	J		80			12		
		VMP-18-8.5-020711	2/7/2011	5.6			<0.047	U		<0.0047	U		<0.0047	U		<0.23	U		<0.00047	U		79			15		
		VMP-18-8.5-020711-Dup	2/7/2011	5.8			<0.023	U		<0.0023	U		<0.0023	U		0.029	J		<0.00023	U		80			14		
		VMP-18-8.5-040711	4/7/2011	6.4			<0.026	U		<0.0026	U		<0.0026	U		0.037	J		0.000047	J		80			14		
		VMP-18-8.5-072811	7/28/2011	8.2			<0.028	U		<0.0028	U		<0.0028	U		0.21			<0.00028	U		80			12		
		VMP-18-8.5-110711	11/7/2011	7			<0.031	U		<0.0031	U		<0.0031	U		0.088	J		0.0012			76			17		
VMP-19	5 ft	VMP-19-5	6/18/2010	8.7			<0.027	U		<0.0027	U		<0.0027	U		0.03			<0.00027	U		79			12		
		VMP-19-5-090110	9/1/2010	10			<0.053	U		<0.0053	U		<0.0053	U		0.049	J		0.00099			81			9.1		
		VMP-19-5-111510	11/15/2010	8.5			<0.028	U		<0.0028	U		<0.0028	U		<0.14	U		<0.00028	U		80			12		
		VMP-19-5-020411	2/4/2011	5.8			<0.024	U		<0.0024	U		<0.0024	U		0.018	J		0.00014	J		79			15		
		VMP-19-5-040711	4/7/2011	5.8			<0.027	U		<0.0027	U		<0.0027	U		0.047	J		<0.00027	U		78			16		
		VMP-19-5-080911	8/9/2011	9.1			<0.03	U		<0.003	U		<0.003	U		0.012	J		<0.0003	U		80			11		
		VMP-19-5-080911-Dup	8/9/2011	8.7			<0.028	U		<0.0028	U		<0.0028	U		0.01	J		<0.00028	U		80			11		
		VMP-19-5-110811	11/8/2011	5.5			<0.025	U		<0.0025	U		<0.0025	U		<0.13	U		0.000045	J		78			16		
VMP-20	5 ft	VMP-20-5-031411	3/14/2011	9.3			<0.024	U		<0.0024	U		<0.0024	U		0.012	J		0.00017	J		83			7.9		
		VMP-20-5-041511	4/15/2011	6.9			<0.027	U		<0.0027	U		<0.0027	U		0.045	J		0.0014			83			9.7		
		VMP-20-5-072511	7/25/2011	14			<0.028	U		<0.0028	U		<0.0028	U		0.021	J		0.000058	J		78			7.7		
		VMP-20-5-110111	11/1/2011	7.6			<0.016	U		<0.0016	U		<0.0016	U		0.033	J		0.000032	J		78			14		
	10 ft	VMP-20-10-031411	3/14/2011	6.8			<0.024	U		<0.0024	U		<0.0024	U		<0.12	U		0.000065	J		83			10		
		VMP-20-10-041511	4/15/2011	7.3			<0.024	U		<0.0024	U		<0.0024	U		0.039	J		0.0001	J		83			9.3		
		VMP-20-10-072511	7/25/2011	8.1			<0.026	U		<0.0026	U		<0.0026	U		0.01	J		0.00021	J		84			7.8		
		VMP-20-10-110111	11/1/2011	8.3			<0.017	U		<0.0017	U		<0.0017	U		0.025	J		0.000063	J		80			12		
	25 ft	VMP-20-25-031411	3/14/2011	9.4			<0.024	U		<0.0024	U		<0.0024	U		0.0059	J		<0.00024	U		87			3.2		
		VMP-20-25-041511	4/15/2011	9.8			<0.028	U		<0.0028	U		<0.0028	U		0.042	J		<0.00028	U		88			2.6		
		VMP-20-25-072611	7/26/2011	8.5			<0.026	U		0.00011	J		<0.0026	U		0.01	J		0.23			89			1.8		
		VMP-20-25-110511	11/5/2011	9.1			<0.017	U		<0.0017	U		<0.0017	U		0.0033	J		<0.00017	U		88			2.9		
VMP-21	5 ft	VMP-21-5-020911	2/9/2011	5.2			<0.023	U		0.00039	J		<0.0023	U		0.01	J		0.91			84			9.2		
		VMP-21-5-020911-Dup	2/9/2011	5.3			<0.024	U		0.00045	J		<0.0024	U		<0.12	U		0.91			84			9.2		
		VMP-21-5-041311	4/13/2011	2			<0.026	U		<0.0026	U		<0.0026	U		0.16			0.00056			81			17		
		VMP-21-5-072511	7/25/2011	14			<0.07	U		<0.007	U		<0.007	U		0.018	J		0.00029	J		76			10		
		VMP-21-5-110111	11/1/2011	4.1			<0.017	U		<0.0017	U		<0.0017	U		0.1			0.000034	J		79			17		
	10 ft	VMP-21-10-021011	2/10/2011	6.4			<0.025	U		0.00019	J		<0.0025	U		0.3			0.41			83			9.7		
		VMP-21-10-041311	4/13/2011	7.2			<0.026	U		<0.0026	U		<0.0026	U		0.021	J		0.00032			83			9.6		
		VMP-21-10-072511	7/25/2011	6			<0.12	U		<0.012	U		<0.012	U		<0.59	U		0.00021	J		68			26		
		VMP-21-10-110111	11/1/2011	7.2			<0.017	U		<0.0017	U		<0.0017	U		0.023	J		0.000031	J		79			14		
	25 ft	VMP-21-25-021011	2/10/2011	6.4			<0.023	U		0.0017	J		<0.0023	U		0.0092	J		3.6			87			1.5		
		VMP-21-25-041411	4/14/2011	6.1			<0.026	U		0.0018	J		<0.0026	U		0.023	J		3.9			86			1.7		
		VMP-21-25-041411-Dup	4/14/2011	6.1			<0.026	U		0.0018	J		<0.0026	U		0.063	J		3.9			86			1.9		
		VMP-21-25-072611	7/26/2011	5.6			<0.026	U		0.00088	J		<0.0026	U		0.22			2.3			89			1.7		
		VMP-21-25-110511	11/5/2011	9.1			<0.017	U		0.000086	J		<0.0017	U		0.0034	J		0.24			89			2		
	33 ft	VMP-21-33-021011	2/10/2011	5.8			<0.023	U		0.0015	J		<0.0023	U		0.15			3.7			86			1.9		
		VMP-21-33-041411	4/14/2011	6			<0.027	U		0.0018	J		<0.0027	U		0.026	J		4			86			1.6		
		VMP-21-33-110511	11/5/2011	7			<0.019	U		<0.0019	U		<0.0019	U		0.003	J		0.2			91			1.9		
VMP-22	5 ft	VMP-22-5-021111	2/11/2011	8.4			<0.026	U		<0.0026	U		<0.0026	U		0.06	J		0.0078			84			8		
		VMP-22-5-041811	4/18/2011	7.1			<0.025	U		<0.0025	U		<0.0025	U		0.092	J		<0.00025	U		83			9.9		
		VMP-22-5-072611	7/26/2011	7.4			<0.055	U		<0.0055	U		<0.0055	U		0.015	J		<0.00055	U		80			12		
		VMP-22-5-110111	11/1/2011	2.6			<0.017	U		<0.0017	U		<0.0017	U		0.013	J		0.00004	J		79			18		
	10 ft	VMP-22-10-021111	2/11/2011	10			<0.024	U		<0.0024	U		<0.0024	U		0.031	J		0.0034			84			5.5		
		VMP-22-10-041811	4/18/2011	8.9			<0.026	U		<0.0026	U		<0.0026	U		0.044	J		<0.00026	U		82			9.3		
		VMP-22-10-072611	7/26/2011	10			<0.03	U		<0.003	U		<0.003	U		<0.15	U		0.00016	J		85			4.9		
		VMP-22-10-072611-Dup	7/26/2011	10			<0.036	U		<0.0036	U		<0.0036	U		<0.18	U		0.00015	J		85			5		
		VMP-22-10-110211	11/2/2011	5.3			<0.017	U		<0.0017	U		<0.0017	U		0.015	J		<0.00017	U		79			16		
	18 ft	VMP-22-18-021111	2/11/2011	11			<0.026	U		0.0008	J		<0.0026	U		0.014	J		1.5			85			1.7		
		VMP-22-18-041811	4/18/2011	11			<0.027	U		0.0007	J		<0.0027	U		0.027	J		1.5			86			1.6		
		VMP-22-18-072611	7/26/2011	10			<0.056	U		0.00046	J		<0.0056	U		0.019	J		0.9			84			5.3		
		VMP-22-18-110511	11/5/2011	14			<0.018	U		<0.0018	U		<0.0018	U		0.019	J		0.000043	J		84			2.4		
	38 ft	VMP-22-38-041811	4/18/2011	11			<0.028	U		0.0011	J		<0.0028	U		0.023	J		2.1			84			1.9		

TABLE 5 CUMULATIVE SUMMARY OF SOIL VAPOR ANALYTICAL RESULTS - NATURAL GASES

				Carbon Dioxide			Carbon Monoxide			Ethane			Ethene			Helium			Methane			Nitrogen			Oxygen		
Location	Depth	Sample ID	Sample Date	Result (%)	Lab Qualifier	URS Qualifier	Result (%)	Lab Qualifier	URS Qualifier	Result (%)	Lab Qualifier	URS Qualifier	Result (%)	Lab Qualifier	URS Qualifier	Result (%)	Lab Qualifier	URS Qualifier	Result (%)	Lab Qualifier	URS Qualifier	Result (%)	Lab Qualifier	URS Qualifier	Result (%)	Lab Qualifier	URS Qualifier
VMP-23	5 ft	VMP-23-5-021511	2/15/2011	1.8			<0.026	U		<0.0026	U		<0.0026	U		0.1	J		0.00015	J		79			19		
		VMP-23-5-042111	4/21/2011	4.2			<0.023	U		<0.0023	U		<0.0023	U		0.063	J		0.000072	J		79			17		
		VMP-23-5-072711	7/27/2011	7.7			<0.026	U		<0.0026	U		<0.0026	U		0.018	J		0.00018	J		82			10		
		VMP-23-5-110211	11/2/2011	2.6			<0.019	U		<0.0019	U		<0.0019	U		0.12			0.000057	J		79			18		
	10 ft	VMP-23-10-021511	2/15/2011	8.1			<0.027	U		<0.0027	U		<0.0027	U		0.022	J		<0.00027	U		82			10		
		VMP-23-10-042111	4/21/2011	6.2			<0.028	U		<0.0028	U		<0.0028	U		1.5			<0.00028	U		79			13		
		VMP-23-10-072711	7/27/2011	9.4			<0.025	U		<0.0025	U		<0.0025	U		0.045	J		<0.00025	U		84			6.6		
		VMP-23-10-110211	11/2/2011	7.5			<0.018	U		<0.0018	U		<0.0018	U		0.0091	J		0.000037	J		82			10		
	25 ft	VMP-23-25-021511	2/15/2011	14			<0.025	U		<0.0025	U		<0.0025	U		0.02	J		0.000065	J		84			1.9		
		VMP-23-25-042111	4/21/2011	13			<0.026	U		<0.0026	U		<0.0026	U		0.08	J		0.00036			84			3.1		
		VMP-23-25-072711	7/27/2011	12			<0.029	U		<0.0029	U		<0.0029	U		0.0063	J		0.0011			86			1.9		
		VMP-23-25-110511	11/5/2011	11			<0.018	U		<0.0018	U		<0.0018	U		0.005	J		0.000029	J		84			5.2		
VMP-24	5 ft	VMP-24-5-021611	2/16/2011	6.5			<0.028	U		<0.0028	U		<0.0028	U		0.016	J		0.00015	J		79			14		
		VMP-24-5-040811	4/8/2011	4.7			<0.023	U		<0.0023	U		<0.0023	U		0.013	J		0.0024			78			17		
		VMP-24-5-072811	7/28/2011	6.6			<0.028	U		<0.0028	U		<0.0028	U		0.71			0.00016	J		77			16		
		VMP-24-5-110211	11/2/2011	8.2			<0.019	U		<0.0019	U		<0.0019	U		<0.094	U		0.000056	J		79			13		
		VMP-24-5-110211-Dup	11/2/2011	8.2			<0.019	U		<0.0019	U		<0.0019	U		0.0044	J		0.000037	J		79			13		
	10 ft	VMP-24-10-021711	2/17/2011	9			<0.027	U		<0.0027	U		<0.0027	U		0.02	J		0.000078	J		79			12		
		VMP-24-10-041111	4/11/2011	6.8			<0.025	U		<0.0025	U		<0.0025	U		0.051	J		0.00015	J		77			16		
		VMP-24-10-072811	7/28/2011	8.9			<0.028	U		<0.0028	U		<0.0028	U		0.0098	J		0.00013	J		79			12		
		VMP-24-10-110211	11/2/2011	9.3			<0.016	U		<0.0016	U		<0.0016	U		0.014	J		0.000067	J		79			12		
	22 ft	VMP-24-22-021711	2/17/2011	9.7			<0.027	U		<0.0027	U		<0.0027	U		0.16			0.00031			78			12		
		VMP-24-22-041111	4/11/2011	9.3			<0.025	U		<0.0025	U		<0.0025	U		0.021	J		<0.00025	U		78			13		
		VMP-24-22-072811	7/28/2011	9.6			<0.025	U		<0.0025	U		<0.0025	U		0.0046	J		0.00016	J		78			12		
		VMP-24-22-072811-Dup	7/28/2011	9.7			<0.029	U		<0.0029	U		<0.0029	U		<0.14	U		0.00017	J		78			12		
		VMP-24-22-110611	11/6/2011	7.9			<0.018	U		<0.0018	U		<0.0018	U		0.21			0.00011	J		78			14		
	34 ft	VMP-24-34-021711	2/17/2011	10			<0.027	U		<0.0027	U		<0.0027	U		0.15			0.000049	J		79			11		
		VMP-24-34-041111	4/11/2011	9.4			<0.024	U		<0.0024	U		<0.0024	U		0.085	J		<0.00024	U		78			13		
		VMP-24-34-072811	7/28/2011	7.5			<0.021	U		<0.0021	U		<0.0021	U		0.024	J		0.00014	J		78			14		
		VMP-24-34-110611	11/6/2011	6.7			<0.014	U		<0.0014	U		<0.0014	U		0.0045	J		0.000074	J		78			15		
VMP-25	5 ft	VMP-25-5-031511	3/15/2011	4.5			<0.024	U		<0.0024	U		<0.0024	U		<0.12	U		0.044			93			2.9		
		VMP-25-5-040811	4/8/2011	6.9			<0.028	U		<0.0028	U		<0.0028	U		0.024	J		0.0036			90			3.4		
		VMP-25-5-080911	8/9/2011	5.3			<0.023	U		<0.0023	U		<0.0023	U		0.012	J		0.00094			81			14		
		VMP-25-5-080911-Dup	8/9/2011	7.8			<0.02	U		<0.002	U		<0.002	U		0.25			0.0013			180			11		
		VMP-25-5-111711	11/17/2011	3.2			<0.017	U		<0.0017	U		<0.0017	U		<0.084	U		0.000071	J		86			11		
	21 ft	VMP-25-21-031511	3/15/2011	15			<0.024	U		0.029			<0.0024	U		<0.12	U		30			50			1.1		
		VMP-25-21-031511-Dup	3/15/2011	14			<0.024	U		0.029			<0.0024	U		<0.12	U		29			52			1.2		
		VMP-25-21-040811	4/8/2011	14			<0.025	U		0.02			<0.0025	U		0.009	J		26			54			2.8		
		VMP-25-21-040811-Dup	4/8/2011	13			<0.026	U		0.02			<0.0026	U		0.026	J		25			56			3.3		
		VMP-25-21-080911	8/9/2011	9.2			<0.026	U		0.016			<0.0026	U		0.0086	J		22			61			7.3		
		VMP-25-21-111711	11/17/2011	13			<0.017	U		0.019			<0.0017	U		0.0055	J		26			54			3.8		
		VMP-25-21-111711-Dup	11/17/2011	13			<0.017	U		0.019			<0.0017	U		0.0039	J		26			54			4		

Notes

Lab Qualifiers

J = Estimated value; results between the MDL and RL

U = Compound analyzed for but not detected above the RL

URS Qualifiers

J = Estimated detection

UJ = Estimated non-detect

U = Non-detect due to blank contamination

= Values highlighted in light gray reflect results from previous quarters

The following EVS descriptions and assumptions apply to **Figures 9** through **12**:

Plan View Model Output – The data input for the plan view model was not limited by depth and was modeled in three dimensions (3D). The bottom surface of the resulting model was limited to the potentiometric groundwater surface elevation. The two dimensional (2D) appearance of the figures created from the 3D model was achieved by displaying an aerial view of horizontal slices through the model. The horizontal slices were taken parallel to the ground surface that was created from GPS survey data, rather than at single elevation plane. The result of this is a surface that accurately represents soil vapor concentrations at discreet depths measured from ground surface.

Inward Kriging / Boundary Cut-off – This method of kriging limits the horizontal extent of data modeling to the extent of the data on the x/y plane in a convex hull. The model is bounded by the VMPs.

Vertical Cut-off – The bottom surface of this model is based on the 4Q11 groundwater gauging data collected in Roxana. The groundwater gauging data was used to model a 2D surface that represents the interface between the top surface of groundwater and the bottom surface of soil vapor.

Duplicate Samples – Analytical concentrations from duplicate samples collected at the same location and depth were averaged.

Detection Limits – In cases where the lab reported a non-detect, half the value of the lab detection limit was used in the model. This conservative method is based on the assumption that the soil is likely not free of benzene but the quantity contained is lower than detectable at the analyzed dilution. Data are posted where non-detect.

File: P:\ENVIRONMENTAL\SHELL OIL PRODUCT US\B-ROXANA-ROUTE 111\2156XXXX_ROXANA I & A\SOIL VAPOR SAMPLING\2011\49 2011\REPORT\FIGURES\FIGURE 1 INVESTIGATION AREA LOCATION MAP.DWG Last edited: 01/05/12 @ 10:05 a.m. @ WCC-ST.LOUIS

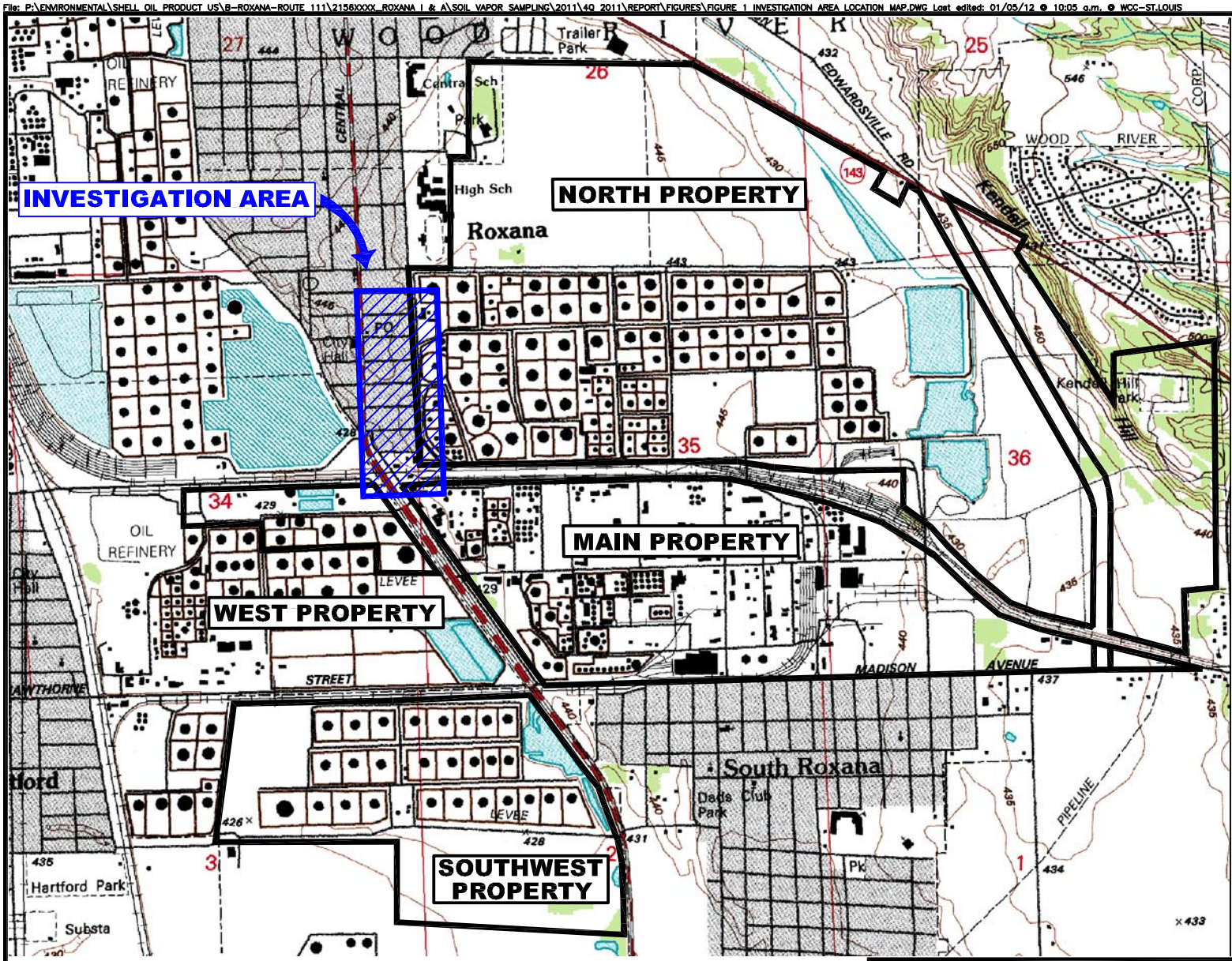

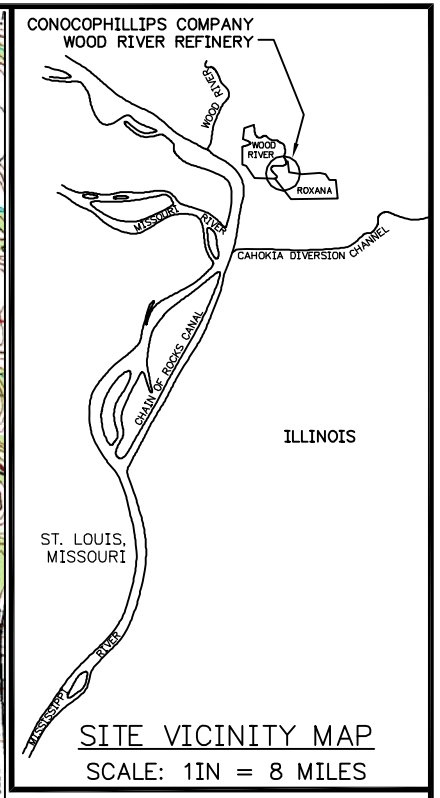

SITE VICINITY MAP

SCALE: 1IN = 8 MILES

LEGEND

WOOD RIVER REFINERY PROPERTY BOUNDARY

INVESTIGATION AREA

CONTOUR INTERVAL = 5 FT

Ø 2ØØØ

SCALE FEET

N

SOURCE:
MAP TAKEN FROM ELECTRONIC USGS DIGITAL RASTER GRAPHIC 7.5 MINUTE TOPOGRAPHIC MAP OF WOOD RIVER, ILL-MO REVISED 1994.

SHELL OIL PRODUCTS US SOIL VAPOR MONITORING PROGRAM ROXANA, ILLINOIS	PROJECT NO. 21562593
URS	
DRN. BY: djd Decemebr 2Ø11 DSGN. BY: djd CHKD. BY: mpm	Investigation Area Location Map
	FIG. NO. 1

File: P:\ENVIRONMENTAL\SHELL OIL PRODUCT US\B-ROXANA-ROUTE 111\2156XXXX_ROXANA I & A\SOIL VAPOR SAMPLING\2011\4Q 2011\REPORT\FIGURES\FIGURE 2 VAPOR MONITORING SAMPLING POINT LOCATIONS.DWG Last edited: JAN. 05, 12 @ 10:27 a.m. by: david_deguire

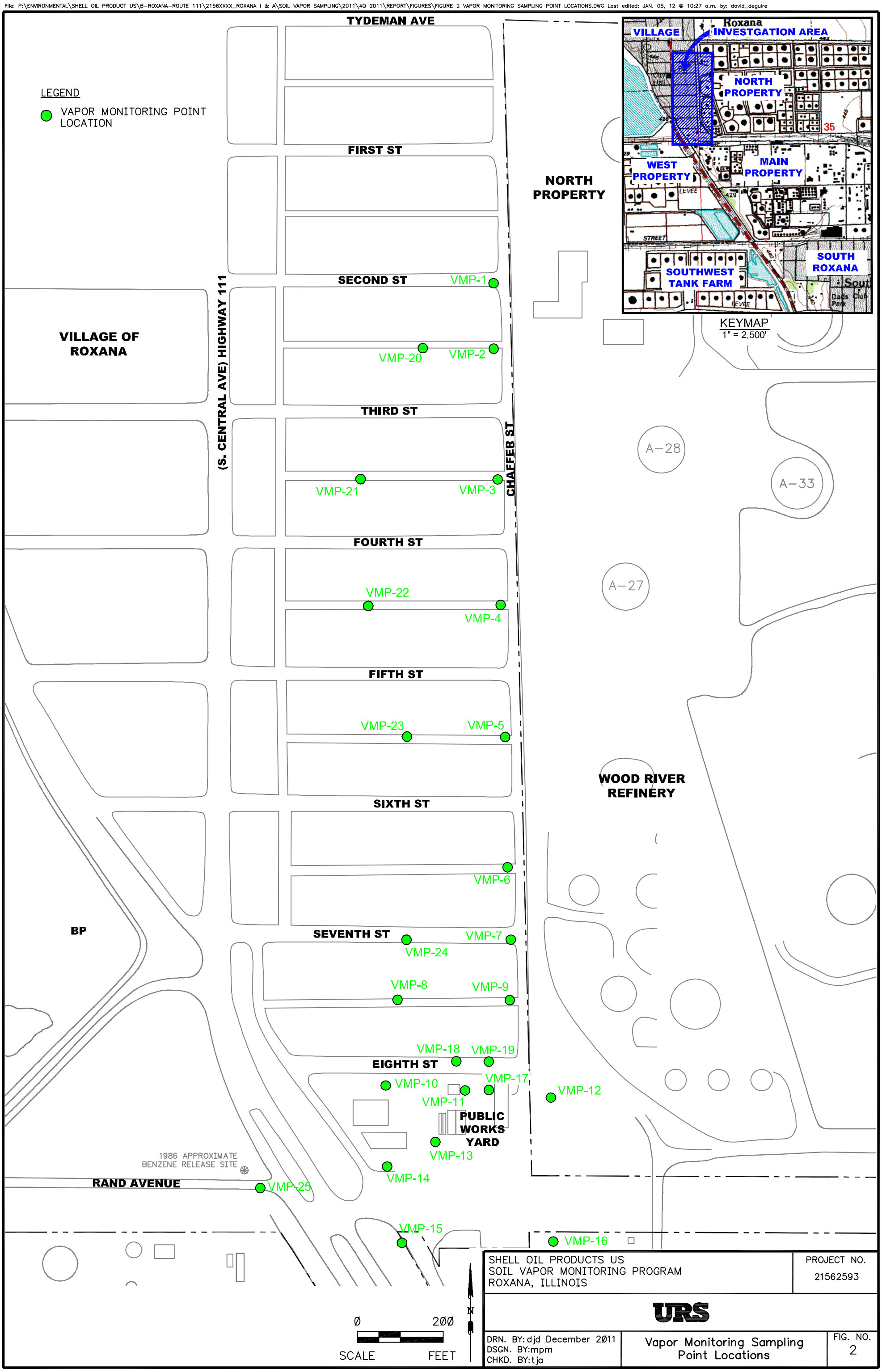

SHELL OIL PRODUCTS US SOIL VAPOR MONITORING PROGRAM ROXANA, ILLINOIS	PROJECT NO. 21562593
URS	
DRN. BY: djd December 2011 DSGN. BY:mpm CHKD. BY:tja	Vapor Monitoring Sampling Point Locations
	FIG. NO. 2

NOTES:

1) CONTOUR LINES PRIMARILY GENERATED BY SURFER VERSION 8 MODELING OF GROUNDWATER ELEVATIONS. SOME INTERPRETATION WAS DONE UTILITZING PROFESSIONAL JUDGMENT AND CONTOUR LINES WERE MODIFIED BY HAND.

2) ELEVATIONS ARE RELATIVE TO 1988 USGS DATUM.

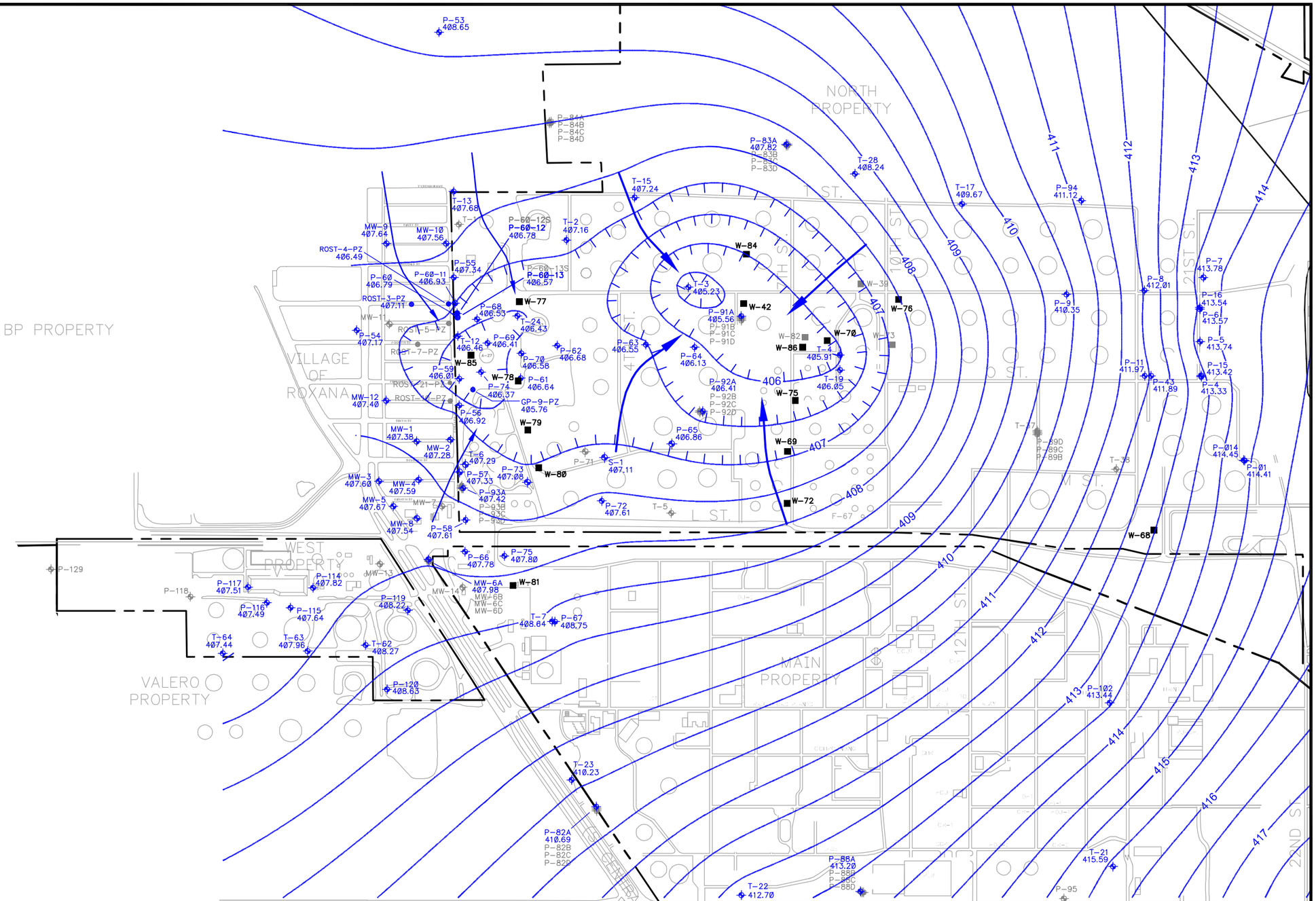

LEGEND

- MONITORING WELL LOCATION GAUGED
- PIEZOMETER LOCATION GAUGED
- WATER WELLS
- GROUNDWATER GRADIENT
- 407 GROUNDWATER SURFACE CONTOUR NGVD (CONTOUR INTERVAL 0.5 FT.)

SHELL OIL PRODUCTS US SOIL VAPOR MONITORING PROGRAM ROXANA, ILLINOIS		PROJECT NO. 21562594
URS		
DRN. BY: djd December 2011 DSGN. BY: jm CHKD. BY: tja	Groundwater Contour Map 4Q11 (October 5–8, 2011)	DATE 3

File: P:\ENVIRONMENTAL\SHELL OIL PRODUCT US\B-ROXANA-ROUTE 111\21562XXX-ROXANA I & A\SOIL VAPOR SAMPLING\2011\4Q 2011\REPORT\FIGURES\FIGURE 3 GROUNDWATER CONTOUR MAP (4Q11, OCTOBER 5-8, 2011).DWG Last edited: JAN. 05, 12 @ 12:09 p.m. by: david_deguire

File: P:\ENVIRONMENTAL\SHELL OIL PRODUCT US\B-ROXANA-ROUTE 111\2156XXXX_ROXANA I & A\SOIL VAPOR SAMPLING\2011\4Q 2011\REPORT\FIGURES\FIGURE 4 VAPOR PORT SCREEN COMPARISON TO GW ELEVATIONS.DWG Last edited: JAN. 06, 12 @ 12:31 p.m. by: david_deguire

NOTES:

1) WATER LEVELS WERE OBTAINED DURING THE FOURTH QUARTER 2011 GAUGING EVENT ON OCTOBER 5-8, 2011.

2) CONTOUR LINES PRIMARILY GENERATED BY SURFER VERSION 8 MODELING OF GROUNDWATER ELEVATIONS. SOME INTERPRETATION WAS DONE UTILITZING PROFESSIONAL JUDGMENT AND CONTOUR LINES WERE MODIFIED BY HAND.

3) PRODUCT WAS IDENTIFIED IN MONITORING WELLS T-7 (0.07*) T-19 (0.04 FT*), P-60 (0.34 FT*), P-64 (0.18 FT*), P-68 (0.05 FT*), P-75 (0.01 FT *), AND P-92A (0.06 FT*). THE ELEVATIONS PRESENTED ON THIS FIGURE WERE CORRECTED BY A SPECIFIC GRAVITY OF 0.80 FOR THESE WELLS.

4) ELEVATIONS ARE RELATIVE TO 1988 USGS DATUM.

---

* INDICATES THAT THE PRODUCT AND/OR WATER LEVEL IS ABOVE THE TOP OF THE WELL SCREEN.

LEGEND

- GROUNDWATER MONITORING LOCATION GAUGED
- VAPOR MONITORING POINT LOCATION (WITH ELEVATION OF TOP OF DEEPEST PORT SCREEN)
- GROUNDWATER MONITORING LOCATION (NOT GAUGED AND/OR NOT USED TO GENERATE CONTOUR LINES)
- GROUNDWATER CONTOUR

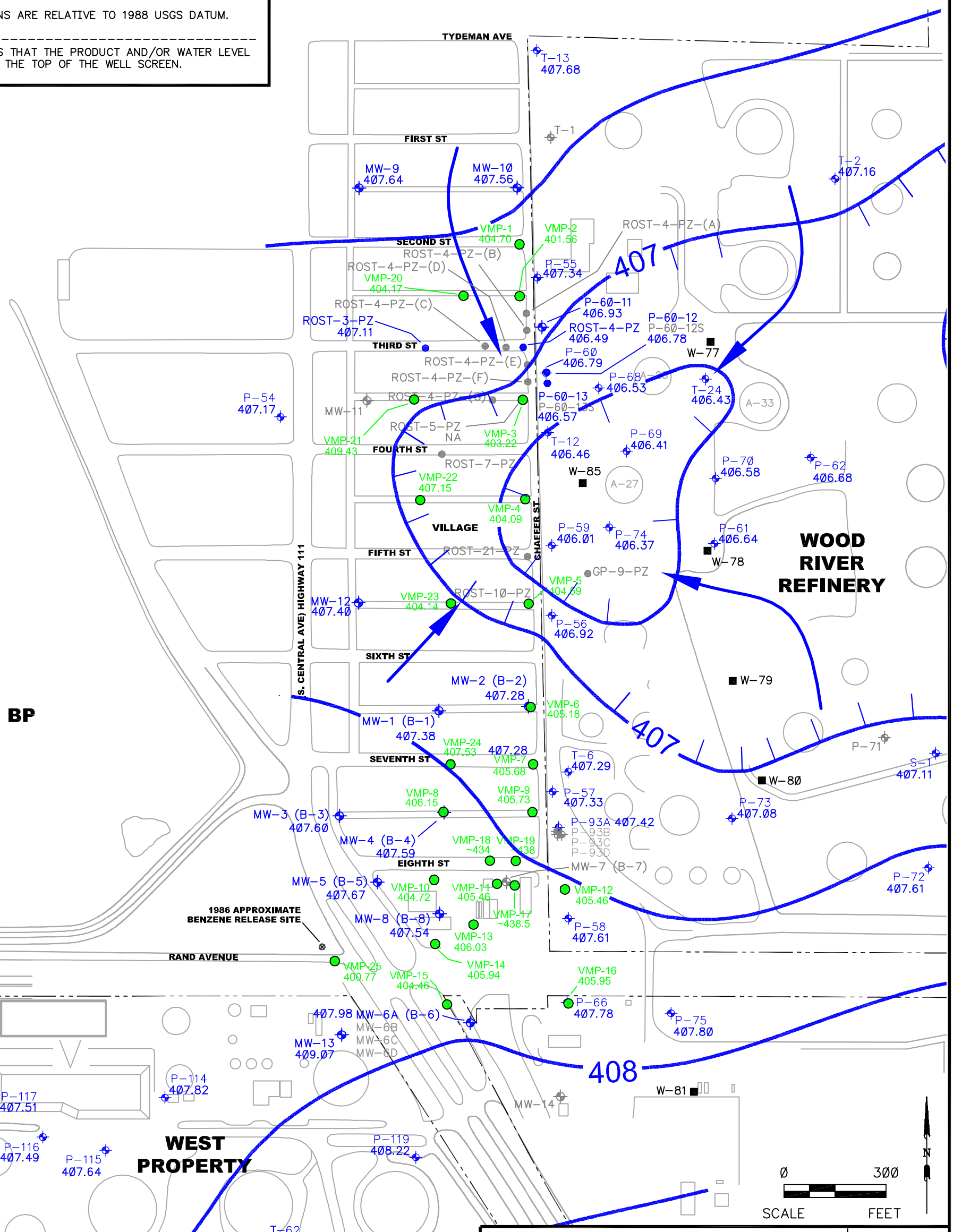

SHELL OIL PRODUCTS US SOIL VAPOR MONITORING PROGRAM ROXANA, ILLINOIS	PROJECT NO. 21562593
URS	
DRN. BY: djd December 2011 DSGN. BY: mpm CHKD. BY: tja	Vapor Port Screen Comparison to Groundwater Elevations (October 5-8, 2011)
	FIG. NO. 4

File: P:\ENVIRONMENTAL\SHELL OIL PRODUCT US\B-ROXANA-ROUTE 111\2156XXXX_ROXANA I & A\SOIL VAPOR SAMPLING\2011\4Q 2011\REPORT\FIGURES\FIGURE 5 SUMMARY OF BENZENE SOIL VAPOR ANALYTICAL RESULTS (VILLAGE).DWG Last edited: JAN. 05, 12 @ 10:33 a.m. by: david_deguire

LEGEND

VAPOR MONITORING POINT LOCATION

BENZENE CONCENTRATION > SCREENING CRITERION (0.37 mg/m³, RESIDENTIAL.

NOTES:

1. SCREEN SUBMERGED BELOW WATER TABLE. NO SAMPLE COLLECTED.
2. J = RESULT IS ESTIMATED
   < = NOT DETECTED AT INDICATED REPORTING LIMIT.
3. MULTIPLE RESULTS (e.g., 440/410) INDICATE DUPLICATE SAMPLES.
4. DATA NOT ACCEPTED DUE TO HELIUM RESULTS.

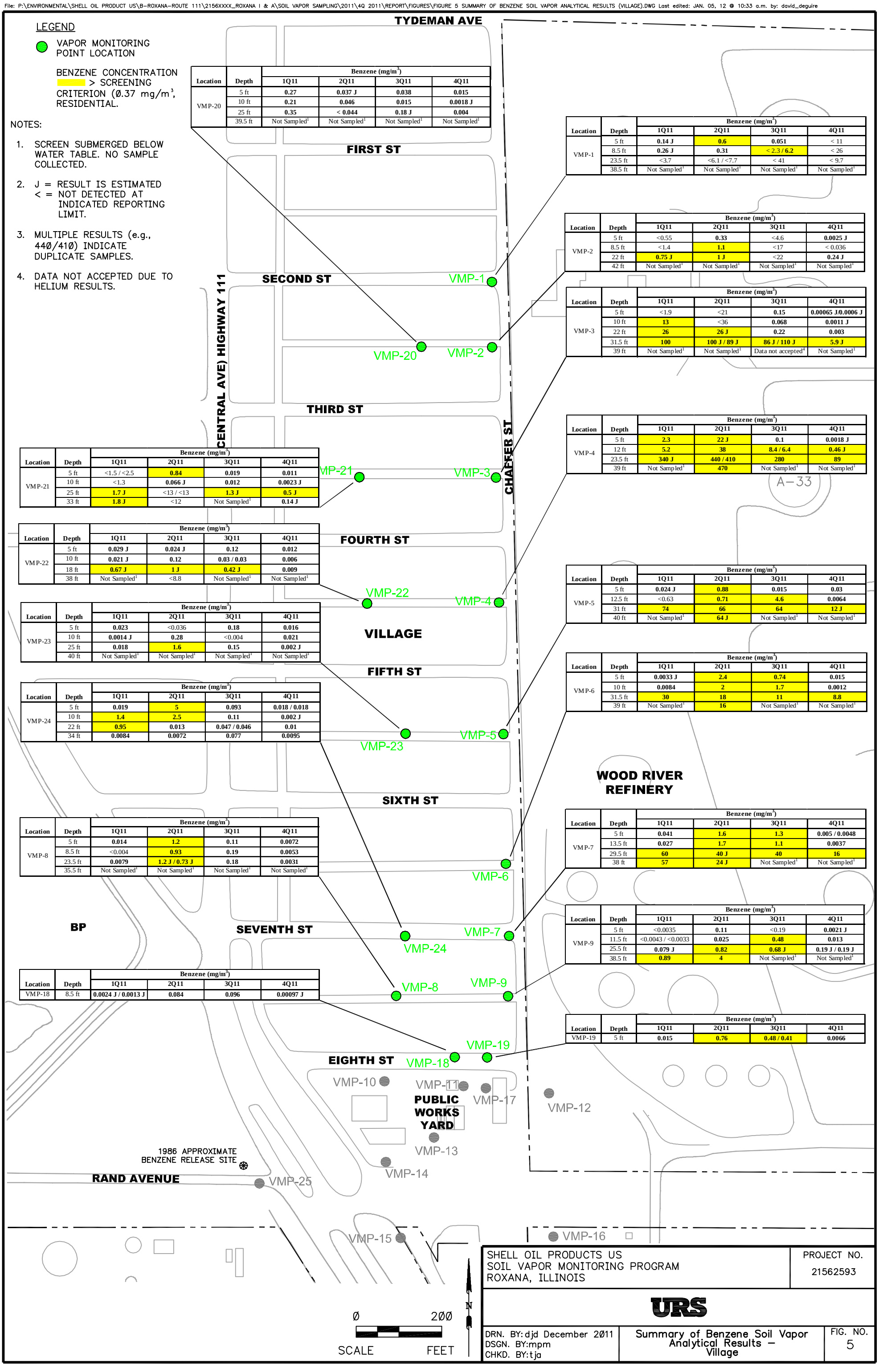

Location	Depth	Benzene (mg/m³) 1Q11	2Q11	3Q11	4Q11
VMP-20	5 ft	0.27	0.037 J	0.038	0.015
	10 ft	0.21	0.046	0.015	0.0018 J
	25 ft	0.35	< 0.044	0.18 J	0.004
	39.5 ft	Not Sampled[1]	Not Sampled[1]	Not Sampled[1]	Not Sampled[1]

Location	Depth	Benzene (mg/m³) 1Q11	2Q11	3Q11	4Q11
VMP-1	5 ft	0.14 J	0.6	0.051	< 11
	8.5 ft	0.26 J	0.31	< 2.3 / 6.2	< 26
	23.5 ft	<3.7	<6.1 / <7.7	< 41	< 9.7
	38.5 ft	Not Sampled[1]	Not Sampled[1]	Not Sampled[1]	Not Sampled[1]

Location	Depth	Benzene (mg/m³) 1Q11	2Q11	3Q11	4Q11
VMP-2	5 ft	<0.55	0.33	<4.6	0.0025 J
	8.5 ft	<1.4	1.1	<17	< 0.036
	22 ft	0.75 J	1 J	<22	0.24 J
	42 ft	Not Sampled[1]	Not Sampled[1]	Not Sampled[1]	Not Sampled[1]

Location	Depth	Benzene (mg/m³) 1Q11	2Q11	3Q11	4Q11
VMP-3	5 ft	<1.9	<21	0.15	0.00065 J/0.0006 J
	10 ft	13	<36	0.068	0.0011 J
	22 ft	26	26 J	0.22	0.003
	31.5 ft	100	100 J / 89 J	86 J / 110 J	5.9 J
	39 ft	Not Sampled[1]	Not Sampled[1]	Data not accepted[4]	Not Sampled[1]

Location	Depth	Benzene (mg/m³) 1Q11	2Q11	3Q11	4Q11
VMP-4	5 ft	2.3	22 J	0.1	0.0018 J
	12 ft	5.2	38	8.4 / 6.4	0.46 J
	23.5 ft	340 J	440 / 410	280	89
	39 ft	Not Sampled[1]	470	Not Sampled[1]	Not Sampled[1]

Location	Depth	Benzene (mg/m³) 1Q11	2Q11	3Q11	4Q11
VMP-21	5 ft	<1.5 / <2.5	0.84	0.019	0.011
	10 ft	<1.3	0.066 J	0.012	0.0023 J
	25 ft	1.7 J	<13 / <13	1.3 J	0.5 J
	33 ft	1.8 J	<12	Not Sampled[1]	0.14 J

Location	Depth	Benzene (mg/m³) 1Q11	2Q11	3Q11	4Q11
VMP-22	5 ft	0.029 J	0.024 J	0.12	0.012
	10 ft	0.021 J	0.12	0.03 / 0.03	0.006
	18 ft	0.67 J	1 J	0.42 J	0.009
	38 ft	Not Sampled[1]	<8.8	Not Sampled[1]	Not Sampled[1]

Location	Depth	Benzene (mg/m³) 1Q11	2Q11	3Q11	4Q11
VMP-5	5 ft	0.024 J	0.88	0.015	0.03
	12.5 ft	<0.63	0.71	4.6	0.0064
	31 ft	74	66	64	12 J
	40 ft	Not Sampled[1]	64 J	Not Sampled[1]	Not Sampled[1]

Location	Depth	Benzene (mg/m³) 1Q11	2Q11	3Q11	4Q11
VMP-23	5 ft	0.023	<0.036	0.18	0.016
	10 ft	0.0014 J	0.28	<0.004	0.021
	25 ft	0.018	1.6	0.15	0.002 J
	40 ft	Not Sampled[1]	Not Sampled[1]	Not Sampled[1]	Not Sampled[1]

Location	Depth	Benzene (mg/m³) 1Q11	2Q11	3Q11	4Q11
VMP-6	5 ft	0.0033 J	2.4	0.74	0.015
	10 ft	0.0084	2	1.7	0.0012
	31.5 ft	30	18	11	8.8
	39 ft	Not Sampled[1]	16	Not Sampled[1]	Not Sampled[1]

Location	Depth	Benzene (mg/m³) 1Q11	2Q11	3Q11	4Q11
VMP-24	5 ft	0.019	5	0.093	0.018 / 0.018
	10 ft	1.4	2.5	0.11	0.002 J
	22 ft	0.95	0.013	0.047 / 0.046	0.01
	34 ft	0.0084	0.0072	0.077	0.0095

Location	Depth	Benzene (mg/m³) 1Q11	2Q11	3Q11	4Q11
VMP-7	5 ft	0.041	1.6	1.3	0.005 / 0.0048
	13.5 ft	0.027	1.7	1.1	0.0037
	29.5 ft	60	40 J	40	16
	38 ft	57	24 J	Not Sampled[1]	Not Sampled[1]

Location	Depth	Benzene (mg/m³) 1Q11	2Q11	3Q11	4Q11
VMP-8	5 ft	0.014	1.2	0.11	0.0072
	8.5 ft	<0.004	0.93	0.19	0.0053
	23.5 ft	0.0079	1.2 J / 0.73 J	0.18	0.0031
	35.5 ft	Not Sampled[1]	Not Sampled[1]	Not Sampled[1]	Not Sampled[1]

Location	Depth	Benzene (mg/m³) 1Q11	2Q11	3Q11	4Q11
VMP-9	5 ft	<0.0035	0.11	<0.19	0.0021 J
	11.5 ft	<0.0043 / <0.0033	0.025	0.48	0.013
	25.5 ft	0.079 J	0.82	0.68 J	0.19 J / 0.19 J
	38.5 ft	0.89	4	Not Sampled[1]	Not Sampled[1]

Location	Depth	Benzene (mg/m³) 1Q11	2Q11	3Q11	4Q11
VMP-18	8.5 ft	0.0024 J / 0.0013 J	0.084	0.096	0.00097 J

Location	Depth	Benzene (mg/m³) 1Q11	2Q11	3Q11	4Q11
VMP-19	5 ft	0.015	0.76	0.48 / 0.41	0.0066

SHELL OIL PRODUCTS US
SOIL VAPOR MONITORING PROGRAM
ROXANA, ILLINOIS

PROJECT NO. 21562593

URS

DRN. BY: djd December 2011
DSGN. BY: mpm
CHKD. BY: tja

Summary of Benzene Soil Vapor Analytical Results – Village

FIG. NO. 5

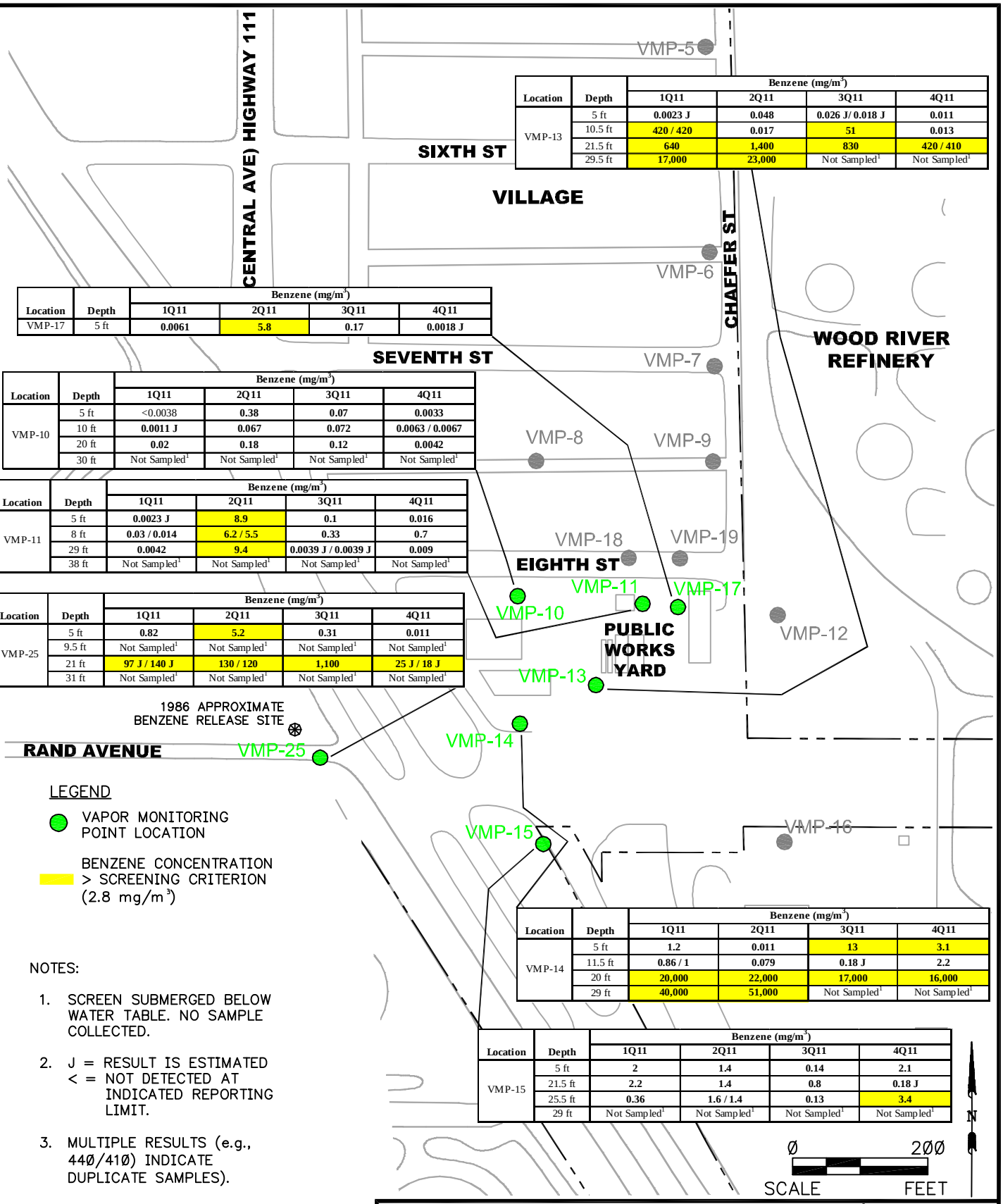

Location	Depth	Benzene (mg/m³) 1Q11	2Q11	3Q11	4Q11
VMP-13	5 ft	0.0023 J	0.048	0.026 J/ 0.018 J	0.011
	10.5 ft	420 / 420	0.017	51	0.013
	21.5 ft	640	1,400	830	420 / 410
	29.5 ft	17,000	23,000	Not Sampled[1]	Not Sampled[1]

Location	Depth	Benzene (mg/m³) 1Q11	2Q11	3Q11	4Q11
VMP-17	5 ft	0.0061	5.8	0.17	0.0018 J

Location	Depth	Benzene (mg/m³) 1Q11	2Q11	3Q11	4Q11
VMP-10	5 ft	<0.0038	0.38	0.07	0.0033
	10 ft	0.0011 J	0.067	0.072	0.0063 / 0.0067
	20 ft	0.02	0.18	0.12	0.0042
	30 ft	Not Sampled[1]	Not Sampled[1]	Not Sampled[1]	Not Sampled[1]

Location	Depth	Benzene (mg/m³) 1Q11	2Q11	3Q11	4Q11
VMP-11	5 ft	0.0023 J	8.9	0.1	0.016
	8 ft	0.03 / 0.014	6.2 / 5.5	0.33	0.7
	29 ft	0.0042	9.4	0.0039 J / 0.0039 J	0.009
	38 ft	Not Sampled[1]	Not Sampled[1]	Not Sampled[1]	Not Sampled[1]

Location	Depth	Benzene (mg/m³) 1Q11	2Q11	3Q11	4Q11
VMP-25	5 ft	0.82	5.2	0.31	0.011
	9.5 ft	Not Sampled[1]	Not Sampled[1]	Not Sampled[1]	Not Sampled[1]
	21 ft	97 J / 140 J	130 / 120	1,100	25 J / 18 J
	31 ft	Not Sampled[1]	Not Sampled[1]	Not Sampled[1]	Not Sampled[1]

Location	Depth	Benzene (mg/m³) 1Q11	2Q11	3Q11	4Q11
VMP-14	5 ft	1.2	0.011	13	3.1
	11.5 ft	0.86 / 1	0.079	0.18 J	2.2
	20 ft	20,000	22,000	17,000	16,000
	29 ft	40,000	51,000	Not Sampled[1]	Not Sampled[1]

Location	Depth	Benzene (mg/m³) 1Q11	2Q11	3Q11	4Q11
VMP-15	5 ft	2	1.4	0.14	2.1
	21.5 ft	2.2	1.4	0.8	0.18 J
	25.5 ft	0.36	1.6 / 1.4	0.13	3.4
	29 ft	Not Sampled[1]	Not Sampled[1]	Not Sampled[1]	Not Sampled[1]

NOTES:

1. SCREEN SUBMERGED BELOW WATER TABLE. NO SAMPLE COLLECTED.
2. J = RESULT IS ESTIMATED
   < = NOT DETECTED AT INDICATED REPORTING LIMIT.
3. MULTIPLE RESULTS (e.g., 440/410) INDICATE DUPLICATE SAMPLES).

SHELL OIL PRODUCTS US
SOIL VAPOR MONITORING PROGRAM
ROXANA, ILLINOIS

PROJECT NO. 21562593

URS

DRN. BY: djd December 2011
DSGN. BY: mpm
CHKD. BY: tja

Summary of Benzene Soil Vapor Analytical Results– Public Works Yard

FIG. NO. 6

File: P:\ENVIRONMENTAL\SHELL OIL PRODUCT US\B-ROXANA-ROUTE 111\21562XXX_ROXANA I & A\SOIL VAPOR SAMPLING\2011\4Q 2011\REPORT\FIGURES\FIGURE 6 SUMMARY OF BENZENE SOIL VAPOR ANALYTICAL RESULTS (PUBLIC WORKS YARD).DWG Last edited: JAN. 05, 12 @ 10:35 a.m. by: dovid_deguire

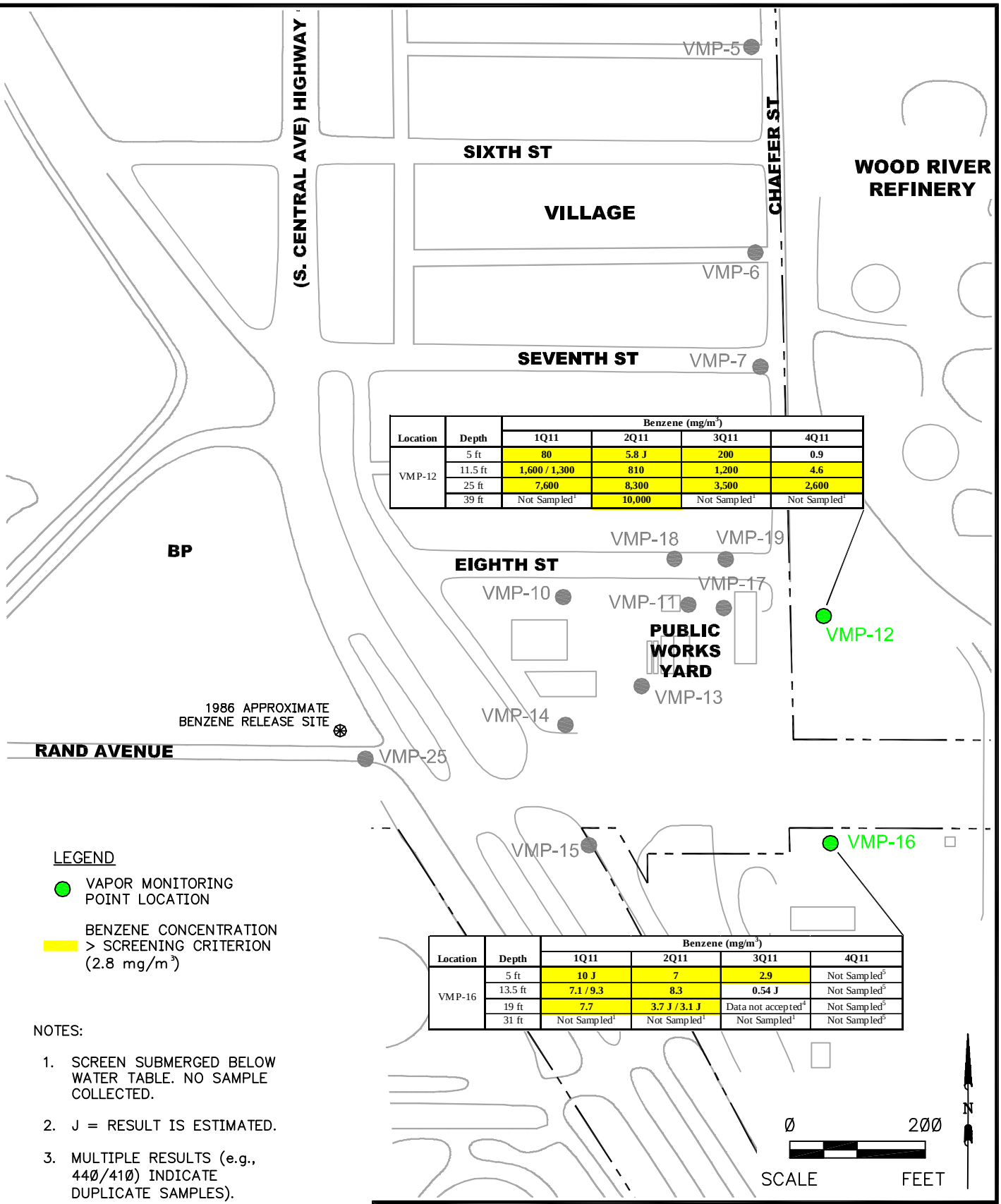

Location	Depth	Benzene (mg/m³) 1Q11	2Q11	3Q11	4Q11
VMP-12	5 ft	80	5.8 J	200	0.9
	11.5 ft	1,600 / 1,300	810	1,200	4.6
	25 ft	7,600	8,300	3,500	2,600
	39 ft	Not Sampled[1]	10,000	Not Sampled[1]	Not Sampled[1]

Location	Depth	Benzene (mg/m³) 1Q11	2Q11	3Q11	4Q11
VMP-16	5 ft	10 J	7	2.9	Not Sampled[5]
	13.5 ft	7.1 / 9.3	8.3	0.54 J	Not Sampled[5]
	19 ft	7.7	3.7 J / 3.1 J	Data not accepted[4]	Not Sampled[5]
	31 ft	Not Sampled[1]	Not Sampled[1]	Not Sampled[1]	Not Sampled[5]

LEGEND

- VAPOR MONITORING POINT LOCATION
- BENZENE CONCENTRATION > SCREENING CRITERION (2.8 mg/m³)

NOTES:

1. SCREEN SUBMERGED BELOW WATER TABLE. NO SAMPLE COLLECTED.
2. J = RESULT IS ESTIMATED.
3. MULTIPLE RESULTS (e.g., 440/410) INDICATE DUPLICATE SAMPLES).
4. DATA NOT ACCEPTED DUE TO HELIUM RESULTS.
5. NOT SAMPLED – LOCATION INACESSIBLE.

SHELL OIL PRODUCTS US
SOIL VAPOR MONITORING PROGRAM
ROXANA, ILLINOIS

PROJECT NO. 21562735

URS

DRN. BY: djd December 2011
DSGN. BY: mpm
CHKD. BY: tja

Summary of Benzene Soil Vapor Analytical Results – WRR

FIG. NO. 7

File: P:\ENVIRONMENTAL\SHELL OIL PRODUCT US\B-ROXANA-ROUTE 111\21562XXXX_ROXANA I & A\SOIL VAPOR SAMPLING\2011\4Q 2011\REPORT\FIGURES\FIGURE 7 SUMMARY OF BENZENE SOIL VAPOR ANALYTICAL RESULTS (WRR).DWG Last edited: JAN. 05, 12 @ 10:36 a.m. by: david_deguire

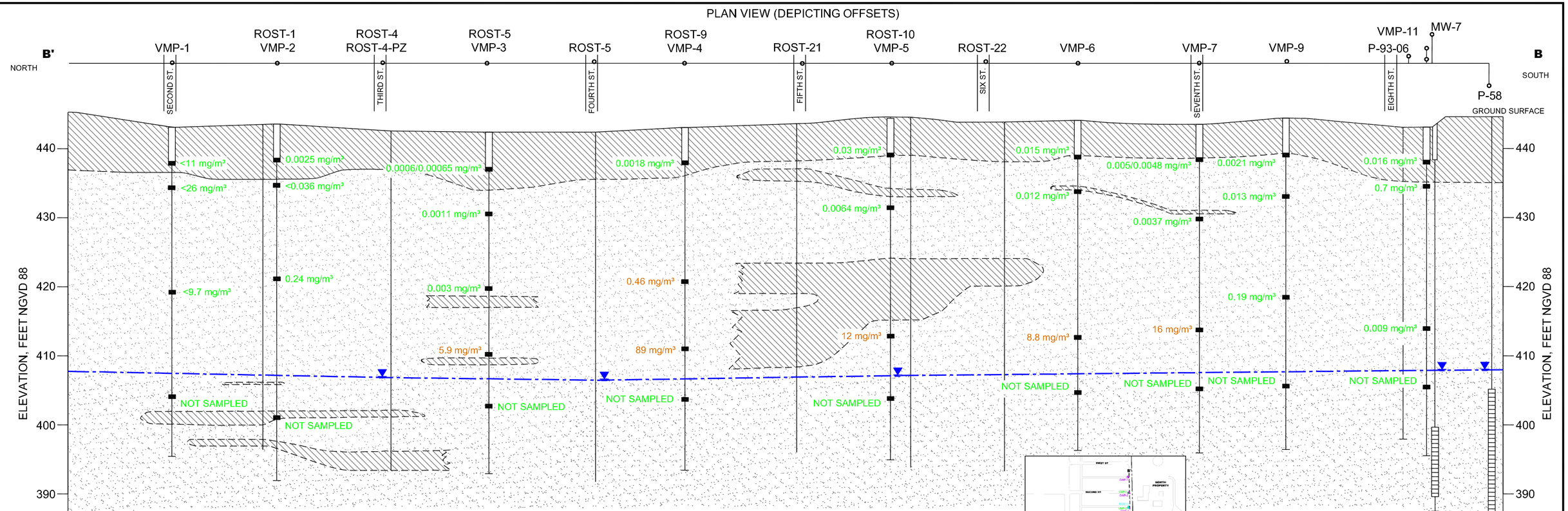

NOTES:

1. SOIL VAPOR BENZENE CONCENTRATIONS FROM THE FOURTH QUARTER 2011 SAMPLING EVENT ARE DEPICTED IN GREEN. VALUES DEPICTED IN ORANGE EXCEED SCREENING CRITERION (0.37 mg/m³ FOR VMP 1–9 [RESIDENTIAL] AND 2.8 mg/m³ FOR VMP–11 [COMMERCIAL/INDUSTRIAL]).
2. GROUNDWATER ELEVATIONS SHOWN ON THIS CROSS–SECTION ARE BASED ON GAUGING DATA COLLECTED ON OCTOBER 3–8, 2011.
3. THIS CROSS–SECTION IS PRIMARILY BASED ON THE INTERPRETATION OF CPT DATA COLLECTED BY URS DURING THE 2006 AND 2009 INVESTIGATION ACTIVITIES. BORING LOGS DEVELOPED DURING OTHER DRILLING TECHNIQUES (E.G. AUGER AND GEOPROBE) WERE USED TO SUPPLEMENT CPT DATA.
4. THE DEPTH AND THE THICKNESS OF INDIVIDUAL STRATA WERE OBSERVED IN CPT LOGS GENERATED AT NEARBY LOCATIONS. THEREFORE, WELL SCREENS MAY APPEAR TO BE PARTIALLY WITHIN CLAY LAYERS OR SHALLOW/DEEPER WITHIN A PERMEABLE STRATUM THAN ACTUAL CONDITIONS DUE TO MAP PROJECTIONS.
5. CROSS–SECTION TRACE LINE SHOWS DISTANCE AND DIRECTION EACH POINT WAS PROJECTED TO CONSTRUCT THIS CROSS–SECTION.

LEGEND

- STRATUM BOUNDARY ASSUMED
- CLAY PROJECTED BETWEEN POINTS (INCLUDES SILTY CLAY AND SANDY CLAY)
- SAND PROJECTED BETWEEN POINTS (INCLUDES SILTY SAND AND CLAYEY SAND)
- VAPOR PORT SCREENS
- WATER LEVEL
- POTENTIOMETRIC SURFACE – ESTIMATED

KEYMAP
NOT TO SCALE

SHELL OIL PRODUCTS US SOIL VAPOR MONITORING PROGRAM ROXANA, ILLINOIS	PROJECT NO. 21562593
URS	
DRN. BY: djd December 2011 DSGN. BY: jm CHKD. BY: tja	Typical Cross–Section with Benzene Soil Vapor Analytical Results
	FIG. NO. 8

File: P:\ENVIRONMENTAL\SHELL OIL PRODUCT US\B-ROXANA-ROUTE 111\21562XXX_ROXANA I & A\SOIL VAPOR SAMPLING\2011\4Q 2011\REPORT\FIGURES\FIGURE 8 TYPICAL CROSS-SECTION WITH BENZENE SOIL VAPOR ANALYTICAL RESULTS.DWG Last edited JAN. 05, 12 @ 10:23 a.m. by: david_dagpine

File: P:\ENVIRONMENTAL\SHELL OIL PRODUCT US\B-ROXANA-ROUTE 111\2156XXXX_ROXANA I & A\SOIL VAPOR SAMPLING\2011\4Q 2011\REPORT\FIGURES\FIGURE 9 SUMMARY OF SOIL VAPOR BENZENE.DWG Last edited: JAN. 05, 12 @ 10:25 a.m. by: david_deguire

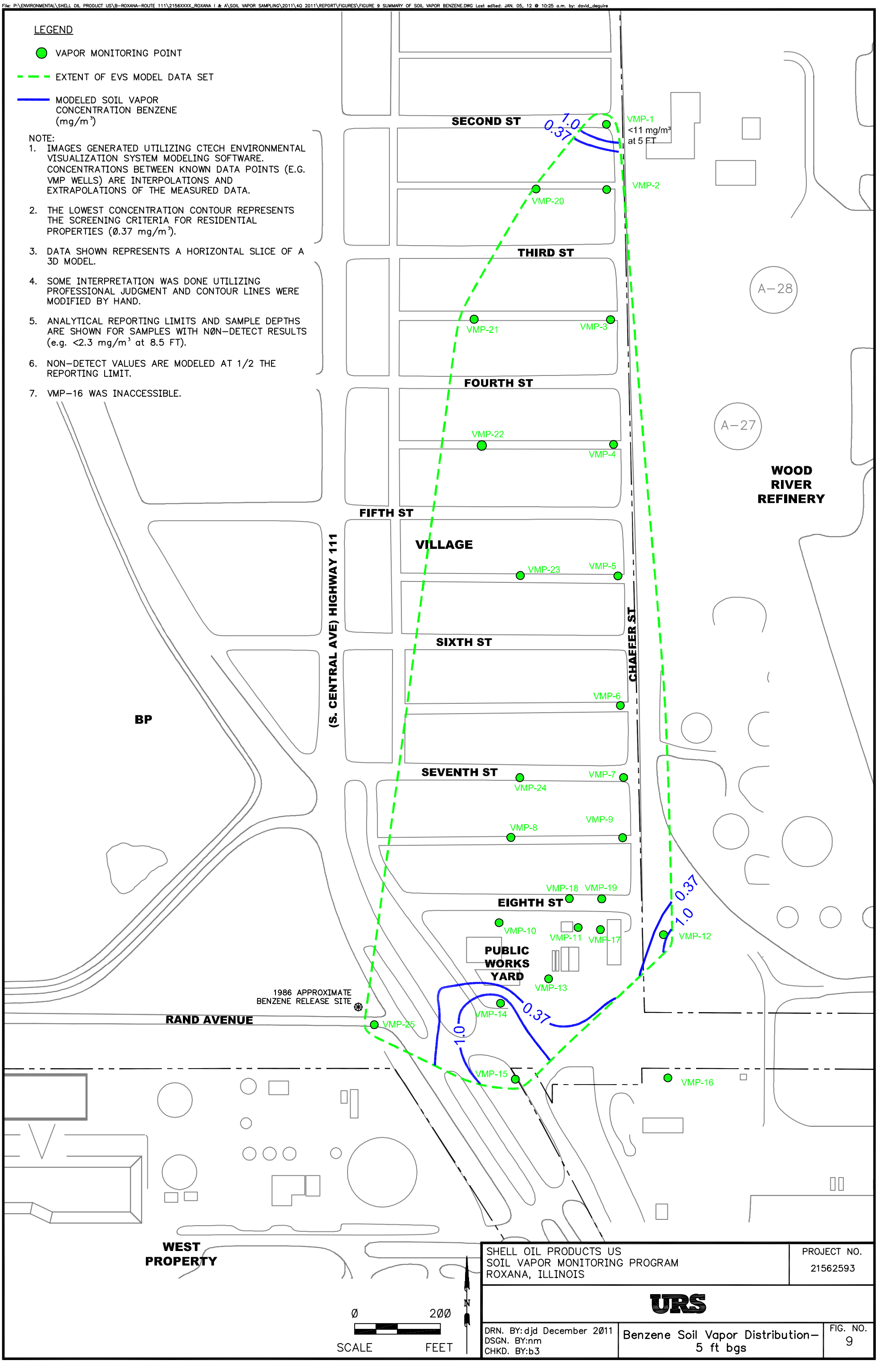

SHELL OIL PRODUCTS US SOIL VAPOR MONITORING PROGRAM ROXANA, ILLINOIS	PROJECT NO. 21562593
URS	
DRN. BY: djd December 2011 DSGN. BY: nm CHKD. BY: b3	Benzene Soil Vapor Distribution– 5 ft bgs
	FIG. NO. 9

File: P:\ENVIRONMENTAL\SHELL OIL PRODUCT US\B-ROXANA-ROUTE 111\2156XXXX_ROXANA I & A\SOIL VAPOR SAMPLING\2011\4Q 2011\REPORT\FIGURES\FIGURE 10 SUMMARY OF SOIL VAPOR BENZENE.DWG Last edited: JAN. 05, 12 @ 10:37 a.m. by: david_deguire

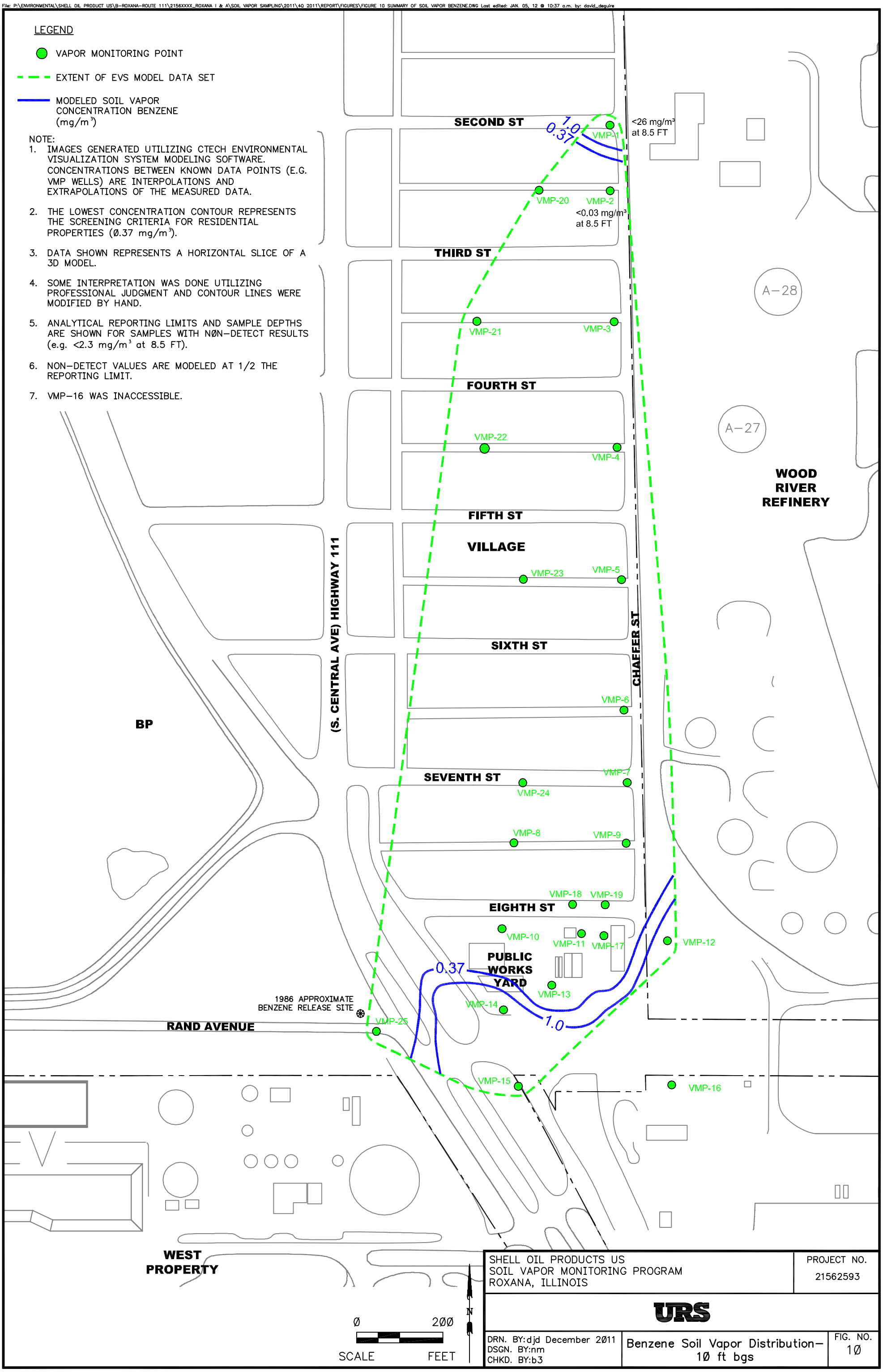

SHELL OIL PRODUCTS US SOIL VAPOR MONITORING PROGRAM ROXANA, ILLINOIS	PROJECT NO. 21562593
URS	
DRN. BY:djd December 2011 DSGN. BY:nm CHKD. BY:b3	Benzene Soil Vapor Distribution–10 ft bgs
	FIG. NO. 10

File: P:\ENVIRONMENTAL\SHELL OIL PRODUCT US\B-ROXANA-ROUTE 111\2156XXXX_ROXANA I & A\SOIL VAPOR SAMPLING\2011\4Q 2011\REPORT\FIGURES\FIGURE 11 SUMMARY OF SOIL VAPOR BENZENE.DWG Last edited: JAN. 05, 12 @ 10:39 a.m. by: david_deguire

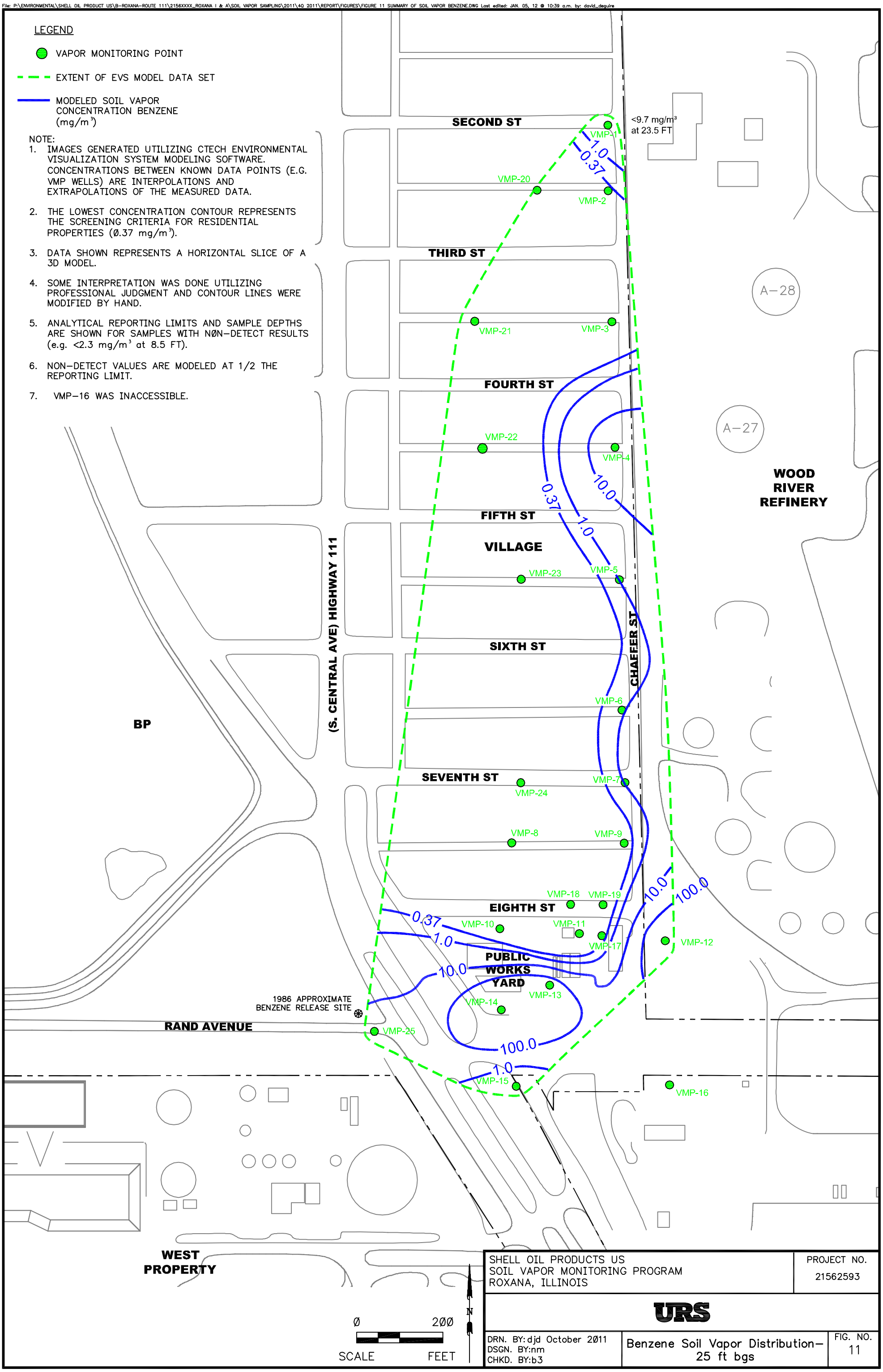

SHELL OIL PRODUCTS US SOIL VAPOR MONITORING PROGRAM ROXANA, ILLINOIS	PROJECT NO. 21562593
URS	
DRN. BY: djd October 2011 DSGN. BY: nm CHKD. BY: b3	Benzene Soil Vapor Distribution– 25 ft bgs
	FIG. NO. 11

File: P:\ENVIRONMENTAL\SHELL OIL PRODUCT US\B-ROXANA-ROUTE 111\2156XXXX_ROXANA I & A\SOIL VAPOR SAMPLING\2011\4Q 2011\REPORT\FIGURES\FIGURE 12 DISSOLVED PHASE CONCENTRATIONS IN GROUNDWATER NEW.DWG Last edited: JAN. 06, 12 @ 1:57 p.m. by: david_deguire

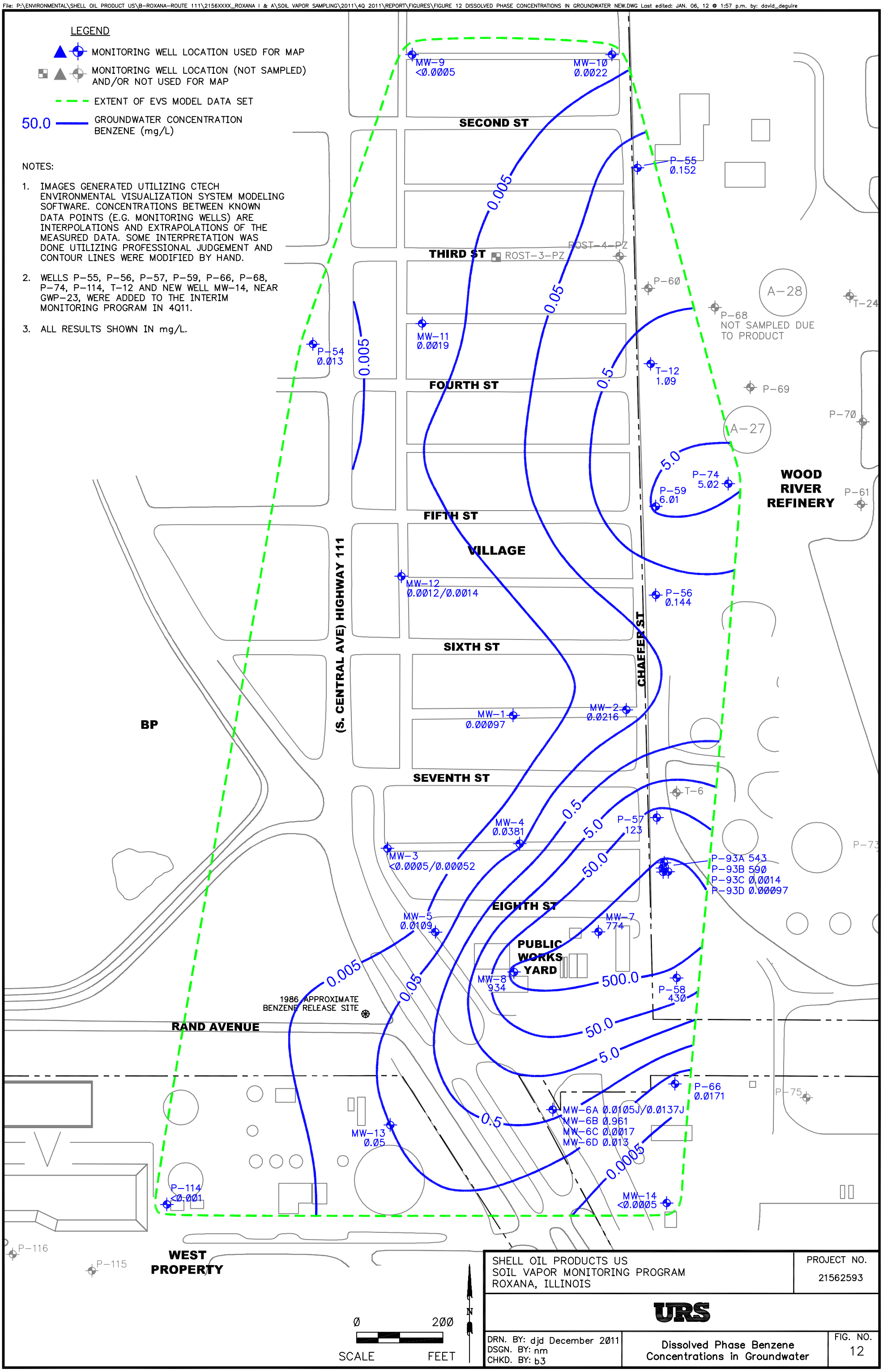

SHELL OIL PRODUCTS US SOIL VAPOR MONITORING PROGRAM ROXANA, ILLINOIS	PROJECT NO. 21562593
URS	
DRN. BY: djd December 2011 DSGN. BY: nm CHKD. BY: b3	Dissolved Phase Benzene Concentrations in Groundwater
	FIG. NO. 12

File: P:\ENVIRONMENTAL\SHELL OIL PRODUCT US\B-ROXANA-ROUTE 111\2156XXXX_ROXANA I & A\SOIL VAPOR SAMPLING\2011\4Q 2011\REPORT\FIGURES\FIGURE 13 THICKNESS OF FREE PRODUCT.DWG Last edited: JAN. 06, 12 @ 2:09 p.m. by: david_deguire

LEGEND

- 0.02 GROUNDWATER MONITORING LOCATION GAUGED, PRODUCT THICKNESS IN FEET
- GROUNDWATER MONITORING LOCATION (NO PRODUCT OBSERVED UNLESS OTHERWISE NOTED)
- FREE PRODUCT THICKNESS CONTOUR
- * INDICATES THAT THE PRODUCT AND/OR WATER LEVEL IS ABOVE THE TOP OF WELL SCREEN
- ** SCREENED INTERVAL INFORMATION IS NOT AVAILABLE FOR THIS WELL

NOTE:
1. THIS MAP DEPICTS OF THE EXTENT AND THICKNESS OF PRODUCT BENEATH THE WEST FENCE LINE AREA. WELLS LOCATED OUTSIDE "0" FOOT CONTOUR DID NOT EXHIBIT MEASURABLE PRODUCT. REFER TO TABLE 1 FOR GAUGING INFORMATION ON INDIVIDUAL WELLS.
2. PRODUCT THICKNESS MEASUREMENTS WERE OBTAINED DURING A COMPREHENSIVE GAUGING EVENT OCTOBER 5-6, 2011.

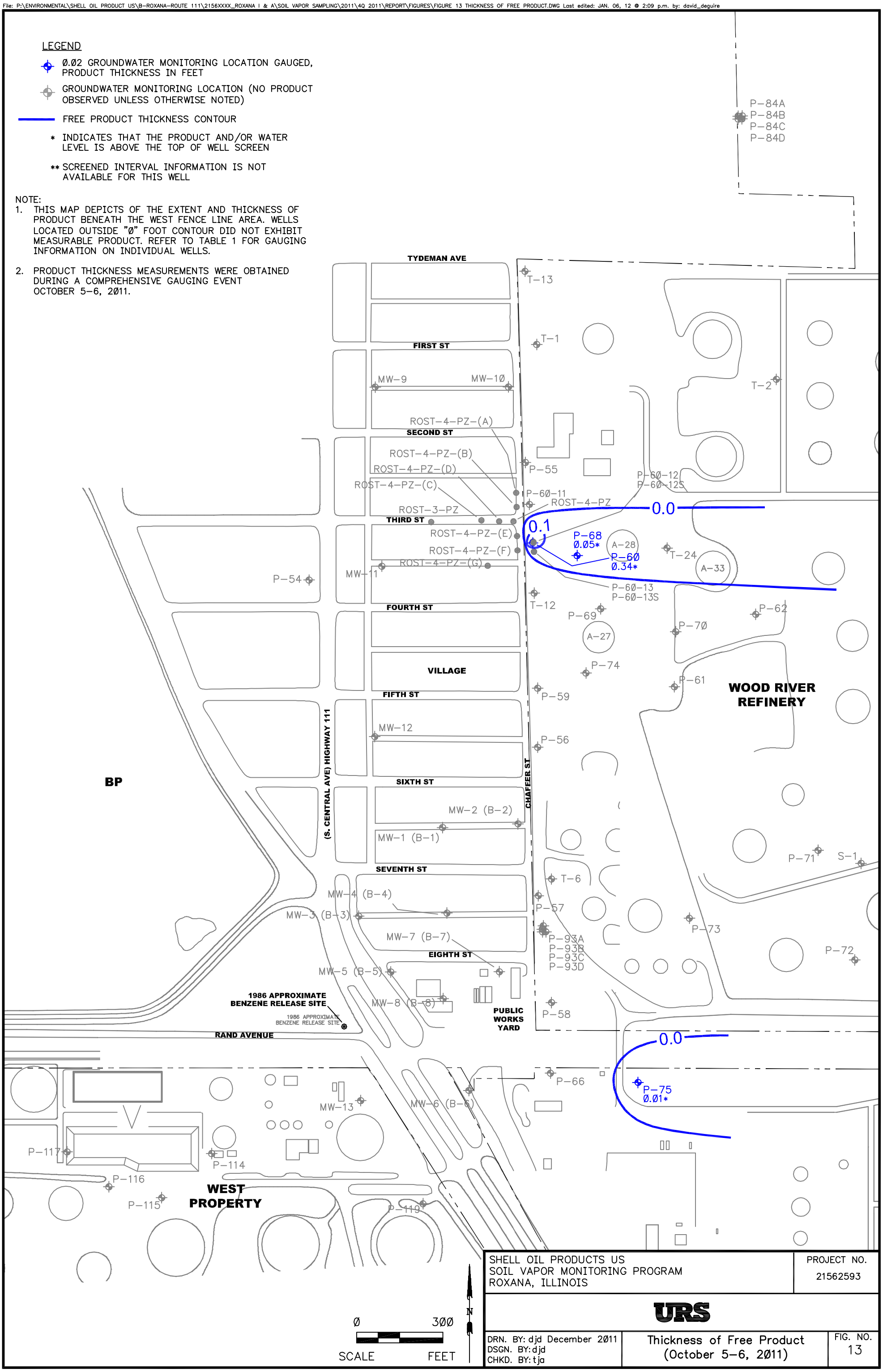

SHELL OIL PRODUCTS US SOIL VAPOR MONITORING PROGRAM ROXANA, ILLINOIS	PROJECT NO. 21562593
URS	
DRN. BY: djd December 2011 DSGN. BY: djd CHKD. BY: tja	Thickness of Free Product (October 5-6, 2011)
	FIG. NO. 13

See last page of table for notes

TABLE A-1
SOIL VAPOR SAMPLING - TEDLAR SAMPLING DATA

Reading Location		Shroud	Tedlar Bag 1		Shroud	Tedlar Bag 2											Tedlar Bag 3
Instrument		Dielectric		Landtec	Dilectric		FID	PID	Multi-gas				Landtec				Dielectric
Port ID	Date	Helium in Shroud Before	Helium Before	CH4 (%)	Helium in Shroud After	Helium After	FID (ppm)	PID (ppm)	CO (ppm)	H2S (ppm)	LEL (%)	O2 (%)	CH4 (%)	LEL (%)	CO2 (%)	O2 (%)	Direct Port Reading After
VMP-1-5	11/02/09	63.0%	0.95%		62.0%	2.2%		98.2	4	0	35	11.1			OVR		N/A
	08/25/10	51.9%	0.0%		67.0%	2.1%	0.00	0.0	2	0	0	14.2	0.2	4	1.2	19.6	N/A
	11/17/10	52.8%	2.3%		58.0%	5.7%	0.24	0.6	5	0	0	19.4	0.1	2	1.3	20.1	N/A
	02/04/11	51.2%	0.0%	N/A	60.8%	2.7%	275.00	66.0	0	0	11	2.6	2.2	44	9.1	2.2	N/A
	04/12/11	62.0%	0.0%	N/A	74.5%	2.5%	0.00	1.0	0	0	0	17.9	0.0	0	1.9	18.1	N/A
	08/01/11	53.9%	0.0%	N/A	59.5%	0.0%	131.5	8.8	0.1	2.0	0.0	9.2	0.1	0.0	8.9	12.0	N/A
	11/03/11	50.3%	0.0%	N/A	52.7%	0.0%	27400	216.5	0	0	42	6.5	43.1	>>>	11.6	0.4	N/A
VMP-1-8.5	11/02/09	68.0%	0.0%		64.0%	0.83%		87.5	4	0	25	1.2			OVR		N/A
	08/25/10	50.1%	3.3%		50.2%	4.3%	3561.00	2.6	0	0	2	0.0	0.3	6	7.0	9.0	N/A
	11/17/10	68.9%	3.2%		77.4%	1.3%	8.56	2.5	0	0	0	7.9	0.1	2	7.1	8.4	N/A
	02/04/11	57.3%	0.0%	N/A	54.5%	0.0%	720.00	101.0	23	0	20	0.6	7.0	>>>	11.1	0.5	N/A
	04/12/11	56.0%	0.0%	N/A	87.0%	0.0%	0.00	1.6	0	0	0	7.8	0.0	0	5.3	8.3	N/A
	08/01/11	53.2%	0.0%	N/A	59.8%	0.0%	51600.00	114.9	7.0	1.0	90.0	21.6	29.7	>>>	13.1	0.4	N/A
	11/03/11	52.9%	0.0%	N/A	53.5%	0.0%	42200	206.6	0	0	60	4.8	>>>	>>>	12.1	0.4	N/A
VMP-1-23.5	11/02/09	68.0%	0.0%		64.0%	0.83%		83.2	5	0	100	8.2			OVR		N/A
	08/30/10	50.8%	2.3%		47.3%	3.1%	1.99×10^6	0.0	190	7	OVR	0.0	0.0	>>>	7.8	0.2	N/A
	11/18/10	59.2%	0.08%		65.4%	4.3%	38.72	0.5	0	0	0	16.4	0.2	4	2.9	17.1	N/A
	02/04/11	50.2%	0.0%	N/A	40.2%	0.0%	1260000.00	69.5	45	3	OVR	0.5	>>>	>>>	8.6	0.4	N/A
	04/12/11	52.0%	0.0%	N/A	62.0%	0.0%	42500.00	78.3	8	1	34	0.5	22.1	>>>	10.0	1.0	N/A
	08/01/11	54.7%	2.4%	>>>	59.5%	2.7%	442000.00	196.6	35.0	6.0	100.0	21.7	>>>	>>>	8.7	0.3	N/A
	11/03/11	62.6%	1.25%	>>>	50.1%	1.52%		144.1	0	1	OVR	4.8	>>>	>>>	10.6	0.3	N/A
VMP-1-38.5	11/02/09	58.0%	0.8575%		48.0%	0.89%		63.0	4	0	31	1.3			OVR		N/A
	08/30/10	NS	NS		NS	NS	NS	NS	NS	NS	NS	NS	NS	NS	NS	NS	NS
	11/17/10	NS	NS		NS	NS	NS	NS	NS	NS	NS	NS	NS	NS	NS	NS	NS
	02/04/11	NS	NS	NS	NS	NS	NS	NS	NS	NS	NS	NS	NS	NS	NS	NS	NS
	04/12/11	NS	NS	NS	NS	NS	NS	NS	NS	NS	NS	NS	NS	NS	NS	NS	NS
	08/01/11	NS	NS	NS	NS	NS	NS	NS	NS	NS	NS	NS	NS	NS	NS	NS	NS
	11/03/11	NS	NS	NS	NS	NS	NS	NS	NS	NS	NS	NS	NS	NS	NS	NS	NS
VMP-2-5	11/02/09	67.0%	0.0%		58.0%	3.2%		770	1	0	0	10.0			OVR		N/A
	08/31/10	50.3%	0.0%		48.8%	0.4525%	42780.00	98.9	24	1	35	0.0	63.9	>>>	11.4	0.2	N/A
	11/16/10	53.4%	0.0575%		57.6%	0.0925%	7729.00	231	10	0	OVR	0.3	>>>	>>>	12.1	1.0	N/A
	02/04/11	53.6%	0.0%	7.6%	56.8%	0.0%	1862.00	155	1	0	48	0.7	12.6	>>>	12.8	0.4	N/A
	04/13/11	52.3%	0.0%	N/A	54.0%	0.06%	352.60	0.4	0	0	0	15.2	0.0	0	4.0	16.3	N/A
	08/02/11	51.0%	0.0%	N/A	62.4%	0.0%	70700.00	397.4	57.0	2.0	17.0	0.0	99.9	>>>	11.7	0.4	N/A
	11/04/11	58.5%	0.0%	N/A	51.6%	0.0%		0.0	0	0	0	18.0	0	0	6.4	9.6	N/A
VMP-2-8.5	11/03/09	69.0%	0.0075%		40.0%	2.9%		12.0	0	0	100	16.1			2.43		N/A
	08/31/10	59.3%	0.6675%		46.7%	1.3325%	1.44×10^6	48.8	48	2	OVR	0.0	99.9	>>>	0.1	0.0	N/A
	11/16/10	63.2%	0.0%		55.0%	0.2175%	11900.00	180.0	28	0	OVR	0.6	>>>	>>>	11.4	0.8	N/A
	02/04/11	51.0%	0.0%	17.7%	64.0%	0.0%	4189.00	137.0	0	0	OVR	0.4	20.7	>>>	12.3	0.2	N/A
	04/13/11	53.2%	0.0%	N/A	61.0%	0.0%	42750.00	74.1	0	0	4.00%	0.0	0.2	4	11.6	1.8	N/A
	08/02/11	53.1%	1.0%	>>>	53.8%	0.8%	148000.00	279.9	22.0	2.0	OVR	0.0	>>>	>>>	10.5	1.3	N/A
	11/04/11	54.1%	0.0%	N/A	52.4%	0.0%		23.9	0	0	0	12.2	0	0	11	3.1	N/A

See last page of table for notes

TABLE A-1
SOIL VAPOR SAMPLING - TEDLAR SAMPLING DATA

Reading Location		Shroud	Tedlar Bag 1		Shroud	Tedlar Bag 2											Tedlar Bag 3
Instrument		**Dielectric**		**Landtec**	**Dilectric**		**FID**	**PID**	**Multi-gas**				**Landtec**				**Dielectric**
Port ID	**Date**	Helium in Shroud Before	Helium Before	CH4 (%)	Helium in Shroud After	Helium After	FID (ppm)	PID (ppm)	CO (ppm)	H2S (ppm)	LEL (%)	O2 (%)	CH4 (%)	LEL (%)	CO2 (%)	O2 (%)	Direct Port Reading After
VMP-2-22	11/03/09	60.0%	0.0%		49.0%	0.2425%		118	0	0	21	3.4			OVR		N/A
	08/31/10	59.7%	2.5%		53.9%	2.5%	1.16×10^6	62.0	0	2	OVR	0.0	99.9	>>>	0.0	0.0	N/A
	11/16/10	52.8%	2.1%		51.0%	1.895%	13400.00	176	30	1	OVR	0.5	>>>	>>>	10.8	1.1	N/A
	02/04/11	52.4%	0.0%	34.7%	64.0%	0.0%	4189.00	137	0	0	OVR	0.4	39.9	>>>	12.3	0.4	N/A
	04/13/11	52.0%	0.0%	N/A	70.0%	0.51%	57210.00	94	0	0	77	0.0	18.9	>>>	10.8	0.3	N/A
	08/02/11	55.6%	1.0%	>>>	51.8%	1.4%	216000	211.4	59	2.0	OVR	0.0	>>>	>>>	9.9	0.7	N/A
	11/04/11	53.4%	0.0%	N/A	53.8%	0.0%		136.6	62	2	75	1.0	23.8	>>>	11.9	0.3	N/A
VMP-2-42	11/03/09	80.0%	2.1%		58.0%	0.955%		70.8	193	0	70	0.8			OVR		N/A
	08/31/10	NS	NS		NS	NS	NS	NS	NS	NS	NS	NS	NS	NS	NS	NS	NS
	11/16/10	NS	NS		NS	NS	NS	NS	NS	NS	NS	NS	NS	NS	NS	NS	NS
	02/04/11	NS	NS	NS	NS	NS	NS	NS	NS	NS	NS	NS	NS	NS	NS	NS	NS
	04/13/11	NS	NS	NS	NS	NS	NS	NS	NS	NS	NS	NS	NS	NS	NS	NS	NS
	08/02/11	NS	NS	NS	NS	NS	NS	NS	NS	NS	NS	NS	NS	NS	NS	NS	NS
	11/04/11	NS	NS	NS	NS	NS	NS	NS	NS	NS	NS	NS	NS	NS	NS	NS	NS
VMP-3-5	11/03/09	68.0%	0.0%		50.0%	0.27%		7.6	3	0	5	6.0			OVR		N/A
	09/09/10	52.6%	2.8%		51.7%	5.6%	2.28×10^6	137	104	4	OVR	0.0	>>>	>>>	12.3	0.0	10.5%
	11/22/10	51.9%	4.1%		62.9%	7.1%	1.90	200	321	5	OVR	3.4	>>>	>>>	9.0	3.2	8.6%
	02/09/11	67.1%	1.14%	N/A	68.5%	11.0%	3370.00	134.0	35	0	19	2.3	73.4	>>>	4.9	3.0	25.0%
	04/14/11	57.8%	3.8%	>>>	56.1%	5.1%	2850000.00	180	15.7	13	18.1	0.0	>>>	>>>	9.4	1.5	N/A
	08/02/11	55.0%	0.0%	N/A	52.6%	0.0%	36.52	8.9	0.0	1.0	0.0	22.3	0.1	0.0	0.3	22.09	N/A
	11/04/11	55.2%	0.0%	N/A	54.9%	0.32%	0.0	0.4	0	0	0	16.6	0	0	3.3	16.4	N/A
VMP-3-10	06/21/10	48.1%	0.0%		18.5%	0.19%		109	237	0	OVR	0.9			OVR		N/A
	09/10/10	59.1%	10.3%		58.0%	9.2%	OVR	10.9	511	15	OVR	0.0	>>>	>>>	9.7	0.0	10.1%
	09/20/10	51.1%	6.7%		44.3%	2.5%	OVR	142	0	10	OVR	0.3	>>>	>>>	9.0	1.3	8.1%
	11/22/10	57.0%	8.1%		61.3%	8.5%	78600.00	160	425	3	OVR	0.6	>>>	>>>	8.6	0.9	8.1%
	02/08/11	50.3%	0.0%	N/A	52.1%	0.0%	2700000.00	159	2	0	OVR	0.5	>>>	>>>	8.8	0.1	N/A
	04/13/11	52.0%	4.7%	>>>	73.0%	6.0%	5130000.00	119.0	300	9	OVR	0.0	>>>	>>>	7.3	0.7	N/A
	08/02/11	62.4%	0.0%	N/A	42.6%	0.0%	16900.00	164.2	7.0	1.0	14	0.0	3.5	73.0	15.8	0.8	N/A
	11/04/11	52.6%	0.0%	N/A	52.9%	0.0%	67.9	5.8	0	0	0	5.1	0	0	5.8	5.5	N/A
VMP-3-22	11/04/09	58.0%	0.33%		51.0%	4.2%		101	142	0	100	0.9			OVR		N/A
	09/20/10	51.2%	4.6%		51.0%	4.6%	OVR	51.2	0	39	OVR	0.7	>>>	>>>	8.8	6.7	5.1%
	11/22/10	51.2%	9.5%		59.6%	10.1%	129200.00	153	691	17	OVR	0.5	>>>	>>>	7.8	1.0	9.8%
	02/08/11	51.2%	0.0%	N/A	40.5%	0.0%	5960000.00	145	244	15	OVR	0.4	>>>	>>>	8.2	0.4	N/A
	04/15/11	71.2%	7.0%	>>>	55.0%	8.1%	OVR	153	406	20	OVR	0.0	>>>	>>>	8.2	2.7	N/A
	08/06/11	72.2%	0.0%	N/A	59.9%	0.42%	10400.00	39.7	6	0	19	13	2.2	42	2.6	13	N/A
	11/04/11	53.2%	0.0%	N/A	53.8%	0.0%	75.9	3.7	0.0	0.0	0.0	18.2	0.0	0.0	1.8	18.2	N/A
VMP-3-31.5	11/04/09	62.0%	10.0%		44.0%	10.0%		631	3	0	100	0.9			OVR		11.0%
	09/09/10	57.8%	18.2%		37.6%	17.0%	OVR	14.9	1033	9	OVR	0.0	>>>	>>>	4.6	0.0	17.7%
	11/22/10	51.2%	16.3%		62.4%	16.0%	OVR	232	OVR	12	OVR	0.4	>>>	>>>	4.7	0.9	15.4%
	02/09/11	59.3%	0.0%	N/A	48.3%	12.4%	OVR	93.8	144	0	OVR	0.5	>>>	>>>	8.0	0.0	NS
	04/14/11	57.0%	6.1%	>>>	89.0%	12.1%	OVR	199	214	8.6	20	0.0	>>>	>>>	5.3	1.3	N/A
	08/02/11	70.5%	14.0%	>>>	26.7%	15.9%	OVR	239.0	1000	8.0	OVR	0.0	>>>	>>>	4.3	0.7	N/A

See last page of table for notes

TABLE A-1
SOIL VAPOR SAMPLING - TEDLAR SAMPLING DATA

Reading Location		Shroud	Tedlar Bag 1		Shroud	Tedlar Bag 2											Tedlar Bag 3
Instrument		Dielectric		Landtec	Dilectric		FID	PID	Multi-gas				Landtec				Dielectric
Port ID	Date	Helium in Shroud Before	Helium Before	CH4 (%)	Helium in Shroud After	Helium After	FID (ppm)	PID (ppm)	CO (ppm)	H2S (ppm)	LEL (%)	O2 (%)	CH4 (%)	LEL (%)	CO2 (%)	O2 (%)	Direct Port Reading After
	11/04/11	50.3%	7.5%	>>>	60.5%	6.9%	OVR	230.9	961	5	100	2.1	>>>	>>>	5.4	2.5	N/A
VMP-3-39	11/04/09	59.0%	11.0%		40.0%	11.0%		114	195	0	0	0.9			4.72		10.0%
	09/09/10	NS	NS		NS	NS	NS	NS	NS	NS	NS	NS	NS	NS	NS	NS	NS
	11/22/10	NS	NS		NS	NS	NS	NS	NS	NS	NS	NS	NS	NS	NS	NS	NS
	02/09/11	NS	NS	NS	NS	NS	NS	NS	NS	NS	NS	NS	NS	NS	NS	NS	NS
	04/14/11	NS	NS	NS	NS	NS	NS	NS	NS	NS	NS	NS	NS	NS	NS	NS	NS
	08/02/11	97.3%	86.2%	2.4%	92.1%	55.2%	0.0	2.2	2.0	0.0	3	0.0	0.7	25	0.0	1.8	N/A
	11/04/11	NS	NS	NS	NS	NS	NS	NS	NS	NS	NS	NS	NS	NS	NS	NS	NS
VMP-4-5	11/05/09	59.0%	1.7225%		39.0%	30.0%		24.0	0	0	0	6.0			0.76		32.0%
	08/25/10	50.1%	0.0%		46.6%	2.3%	0.00	26.7	305	7	OVR	0.8	99.8	>>>	0.0	0.2	N/A
	11/22/10	52.9%	5.1%		50.5%	5.2%	27800.00	165	376	11	OVR	0.6	>>>	>>>	13.7	0.8	5.1%
	02/14/11	52.3%	0.0%	N/A	42.7%	13.1%	1045.00	406	20	2	28	7.9	21.6	>>>	5.9	7.8	11.2%
	04/19/11	76.8%	0.0%	N/A	54.0%	0.0%	26.00	304	16	34	OVR	0.2	>>>	>>>	11.3	3.3	N/A
	08/03/11	52.3%	0.0%	N/A	52.3%	0.0%	98.5	39.5	2	0.0	0.0	4	0.0	0.0	11	8.07	N/A
	11/09/11	71.0%	0.0%	N/A	55.6%	0.15%		0.3	0	0	0	20.9	0	0	0.1	21.5	N/A
VMP-4-12	11/05/09	60.0%	0.125%		41.0%	2.2%		150	12	0	14	1.4			OVR		N/A
	08/25/10	57.4%	3.4%		54.0%	4.6%	0.00	77.8	452	25	OVR	0.0	99.8	>>>	13.5	0.2	N/A
	11/23/10	58.7%	3.3%		52.4%	3.0%	16900.00	112	40	0	OVR	0.7	>>>	>>>	13.6	1.4	2.5%
	02/14/11	50.4%	1.27%	>>>	44.8%	1.67%	6169.00	276	30	1	27	3.4	>>>	>>>	9.5	3.3	1.4%
	04/19/11	57.2%	2.5%	>>>	54.2%	4.7%	28.40	242	554	40	OVR	3.0	>>>	>>>	7.7	7.3	N/A
	08/03/11	71.2%	4.1%	>>>	48.9%	2.2%	113000.00	198	25	10	OVR	0	91.2	OVR	14.7	1.6	N/A
	11/09/11	63.5%	8.0%	2.2	57.8%	3.0%		300.6	7	0	9	6.0	2.3	46	8.9	5.6	N/A
VMP-4-23.5	11/05/09	62.0%	9.0%		39.0%	10.0%		340	134	6	86	6.0			0.0		10.6%
	08/31/10	54.5%	12.7%		37.8%	14.3%	OVR	2.3	1006	70	OVR	0.0	>>>	>>>	5.7	0.7	12.7%
	11/23/10	59.9%	17.3%		62.2%	17.5%	150300.00	124	800	0	OVR	0.5	>>>	>>>	7.0	0.9	17.0%
	02/14/11	55.7%	15.1%	>>>	45.4%	14.6%	OVR	166	OVR	16	OVR	0.3	>>>	>>>	6.1	0.8	11.7%
	04/20/11	53.5%	3.8%	>>>	50.0%	6.7%	OVR	121	OVR	44	OVR	0.0	>>>	>>>	5.7	0.6	N/A
	08/06/11	56.0%	16.0%	>>>	61.6%	16.2%	OVR	238	OVR	11	100	0.1	>>>	>>>	5.1	0.4	N/A
	11/09/11	51.0%	4.5%	OVR	55.8%		OVR	309	280	34	OVR	1.6	OVR	OVR	6.7	1.6	N/A
VMP-4-39	11/05/09	59.0%	9.0%		34.0%	0.43%		327	1154	2	74	0.9			5.0		10.0%
	08/31/10	NS	NS		NS	NS	NS	NS	NS	NS	NS	NS	NS	NS	NS	NS	NS
	01/23/10	NS	NS		NS	NS	NS	NS	NS	NS	NS	NS	NS	NS	NS	NS	NS
	02/14/11	NS	NS	NS	NS	NS	NS	NS	NS	NS	NS	NS	NS	NS	NS	NS	NS
	04/21/11	54.8%	11.3%	>>>	62.4%	1.4%	OVR	119	OVR	50	OVR	0.2	>>>	>>>	4.9	0.6	N/A
	08/06/11	NS	NS	NS	NS	NS	NS	NS	NS	NS	NS	NS	NS	NS	NS	NS	NS
	11/09/11	NS	NS	NS	NS	NS	NS	NS	NS	NS	NS	NS	NS	NS	NS	NS	NS
VMP-5-5	11/05/09	37.0%	0.0%		28.0%	0.45%		197	5	0	35	0.0			4.5		N/A
	09/09/10	63.6%	0.7675%		61.5%	0.85%	79110.00	331	426	11	OVR	0.0	>>>	>>>	12.4	1.6	N/A
	11/22/10	55.8%	0.0%		36.0%	1.6025%	11600.00	149	199	0	OVR	1.9	>>>	>>>	12.5	1.4	N/A
	02/16/11	65.3%	0.0%	N/A	58.1%	0.2%	2950.00	25.2	0	0	4	11.4	0.6	14	9.9	10.6	N/A
	04/21/11	54.2%	0.0%	N/A	56.4%	0.4%	0.00	0.3	0	0	0	18.5	0.0	0	7.5	19.0	N/A
	08/05/11	51.1%	0.0%	N/A	50.0%	0.02%	2760.00	74.8	7.0	0.0	6	1.2	0.8	17	15.3	1	N/A
	11/11/11	52.4%	0.0%		58.4%	0.0%	0.0	3.9	0.0	0.0	0.0	4.3	0.0	0.0	14.2	4.4	N/A

See last page of table for notes

TABLE A-1
SOIL VAPOR SAMPLING - TEDLAR SAMPLING DATA

Reading Location		Shroud	Tedlar Bag 1		Shroud	Tedlar Bag 2											Tedlar Bag 3
Instrument		Dielectric		Landtec	Dilectric		FID	PID	Multi-gas				Landtec				Dielectric
Port ID	Date	Helium in Shroud Before	Helium Before	CH4 (%)	Helium in Shroud After	Helium After	FID (ppm)	PID (ppm)	CO (ppm)	H2S (ppm)	LEL (%)	O2 (%)	CH4 (%)	LEL (%)	CO2 (%)	O2 (%)	Direct Port Reading After
VMP-5-12.5	11/06/09	45.0%	0.1425%		39.0%	0.305%		41.5	153	0	100	2.0			OVR		N/A
	09/09/10	54.6%	0.93%		53.1%	0.6375%	1.59×10^6	276	244	14	OVR	0.0	>>>	>>>	14.3	0.0	N/A
	11/23/10	53.3%	0.0%		50.6%	0.0%	205.00	79.9	4	0	55	4.4	1.5	32	13.2	3.6	N/A
	02/16/11	60.2%	0.0%	N/A	60.2%	0.0%	2750.00	111	21	0	22	0.7	11.0	44	13.1	0.7	N/A
	04/21/11	59.0%	0.0%	N/A	51.1%	0.0%	0.00	0.7	0	0	0	9.5	0.0	0	8.3	10.3	N/A
	08/05/11	51.5%	0.0%	N/A	64.5%	1.62%	315000.00	128.5	400	4	100	0.1	>>>	>>>	13.1	0.1	N/A
	11/11/11	53.0%	0.0%		56.5%	0.0%	0.0	1.0	0.0	0.0	0.0	3.5	0.0	0.0	14.7	3.8	N/A
VMP-5-31	11/06/09	46.0%	1.9%		35.0%	2.1%		31.5	947	7	100	1.8			OVR		N/A
	09/09/10	48.0%	9.2%		46.2%	10.2%	OVR	0.0	875	21	OVR	0.0	>>>	>>>	9.4	0.0	7.1%
	11/23/10	53.6%	9.6%		50.0%	9.0%	87100.00	148	1500	0	OVR	0.7	>>>	>>>	9.6	0.9	9.0%
	02/16/11	50.9%	0.0%	N/A	55.4%	7.7%	45000.00	226	OVR	9	OVR	0.9	>>>	>>>	8.7	0.7	8.2%
	04/21/11	53.0%	8.7%	>>>	70.0%	5.8%	OVR	204	600	18	OVR	0.0	>>>	>>>	8.9	0.4	N/A
	08/05/11	84.0%	3.8%	N/A	70.0%	9.0%	OVR	215.8	OVR	10	100	0.1	>>>	>>>	8.8	0.2	N/A
	11/11/11	52.0%	0.0%		58.8%	0.0%	350000	200.5	66	32	OVR	0.5	OVR	OVR	9.3	0.9	N/A
VMP-5-40	11/06/09	51.0%	4.1%		38.0%	2.7%		28.6	913	0	100	0.4			OVR		N/A
	09/09/10	NS	NS		NS	NS	NS	NS	NS	NS	NS	NS	NS	NS	NS	NS	NS
	11/23/10	NS	NS		NS	NS	NS	NS	NS	NS	NS	NS	NS	NS	NS	NS	NS
	02/16/11	NS	NS	N/A	NS	NS	NS	NS	NS	NS	NS	NS	NS	NS	NS	NS	NS
	04/21/11	56.5%	5.7%	>>>	51.0%	5.3%	OVR	229	632	18	OVR	0.0	>>>	>>>	8.8	0.2	N/A
	08/05/11	NS	NS	N/A	NS	NS	NS	NS	NS	NS	NS	NS	NS	NS	NS	NS	NS
	11/11/11	NS	NS	N/A	NS	NS	NS	NS	NS	NS	NS	NS	NS	NS	NS	NS	NS
VMP-6-5	11/06/09	55.0%	0.0%		39.0%	0.0%		161	27	3	85	0.9			OVR		N/A
	09/08/10	59.3%	0.0%		56.4%	0.1125%	35760.00	327	76	3	27	0.0	12.8	>>>	15.3	0.0	N/A
	11/16/10	50.8%	0.0%		58.0%	0.78%	4426.00	606	53	4	OVR	0.4	65.1	>>>	15.2	1.5	N/A
	02/07/11	50.2%	0.5%	N/A	54.6%	2.0%	271.10	0.7	0	0	0	16.9	0.0	1	2.3	19.3	N/A
	04/08/11	54.0%	0.2%	0.2%	64.0%	0.5%	5.10	0.2	0	0	0	14.1	0.1	2	4.4	14.1	N/A
	08/04/11	68.1%	0.0%	N/A	57.4%	19.4%	20.56	0.7	1	0	0	13.4	0.0	0	3.9	13.8	N/A
	11/09/11	51.8%	0.1%	0.0	59.5%	2.7%	0.0	0.0	0.0	0.0	0.0	16.2	0.0	0.0	3.6	16.9	N/A
VMP-6-10	11/06/09	54.0%	0.3523%		29.0%	0.0775%		183	17	3	100	0.4			OVR		N/A
	09/08/10	51.6%	0.54%		37.9%	0.725%	79370.00	356	138	6	50	0.0	38.3	>>>	14.8	0.0	N/A
	11/17/10	51.3%	0.0%		60.9%	0.9125%	6.33	0.2	0	0	0	7.2	0.4	9	11.3	6.4	N/A
	02/07/11	51.2%	0.5%	N/A	45.3%	0.4%	97.60	0.6	0	0	0	7.9	0.1	1	10.0	8.6	N/A
	04/08/11	53.0%	0.0%	N/A	63.0%	0.0%	110.50	12.5	2	0	0	1.9	0.2	4	10.8	3.7	N/A
	08/04/11	50.1%	0.0%	N/A	53.8%	0.28%	34650.00	325.8	283	5	56	0.2	47.5	>>>	17.2	0.3	N/A
	11/09/11	54.8%	0.0%		52.6%	0.0%	0.35	0.3	0.0	0.0	0.0	7.9	0.0	0.0	10.1	7.9	N/A
VMP-6-31.5	11/09/09	58.0%	0.0%		47.0%	0.0%		445	86	3	100	0.3			OVR		N/A
	09/08/10	56.6%	2.7%		46.9%	2.6%	3.21×10^6	380	711	41	OVR	0.0	>>>	>>>	12.9	0.0	2.3%
	11/17/10	66.5%	1.54%		59.8%	1.93%	1.16	462	753	10	OVR	2.1	>>>	>>>	13.3	2.3	N/A
	02/07/11	51.3%	0.0%	N/A	38.0%	0.0%	60660.00	318	62	8	OVR	0.5	>>>	>>>	15.1	0.3	N/A
	04/11/11	53.4%	0.0%	N/A	68.5%	0.0%	10000.00	416	1211	76	OVR	0.0	>>>	>>>	13.2	0.6	N/A
	08/04/11	55.5%	1.49%	N/A	54.1%	1.88%	OVR	327.3	1387	33	100	0.3	>>>	>>>	14.5	0.3	N/A
	11/09/11	55.1%	0.0%		54.1%	0.0%	88200	281.8	411	29	OVR	0.0	OVR	OVR	13.7	0.4	N/A

See last page of table for notes

TABLE A-1
SOIL VAPOR SAMPLING - TEDLAR SAMPLING DATA

Reading Location		Shroud	Tedlar Bag 1		Shroud	Tedlar Bag 2											Tedlar Bag 3
Instrument		Dielectric		Landtec	Dilectric		FID	PID	Multi-gas				Landtec				Dielectric
Port ID	Date	Helium in Shroud Before	Helium Before	CH4 (%)	Helium in Shroud After	Helium After	FID (ppm)	PID (ppm)	CO (ppm)	H2S (ppm)	LEL (%)	O2 (%)	CH4 (%)	LEL (%)	CO2 (%)	O2 (%)	Direct Port Reading After
VMP-6-39	11/09/09	60.0%	1.61%		48.0%	1.55%		55.0	8	5	100	0.2			OVR		N/A
	09/08/10	NS	NS		NS	NS	NS	NS	NS	NS	NS	NS	NS	NS	NS	NS	NS
	11/16/10	NS	NS		NS	NS	NS	NS	NS	NS	NS	NS	NS	NS	NS	NS	NS
	02/07/11	NS	NS	NS	NS	NS	NS	NS	NS	NS	NS	NS	NS	NS	NS	NS	NS
	04/11/11	53.0%	0.0%	N/A	91.8%	0.0%	11300.00	420	1222	100	OVR	0.5	>>>	>>>	12.8	0.5	N/A
	08/04/11	NS	NS	NS	NS	NS	NS	NS	NS	NS	NS	NS	NS	NS	NS	NS	NS
	11/09/11	NS	NS	NS	NS	NS	NS	NS	NS	NS	NS	NS	NS	NS	NS	NS	NS
VMP-7-5	11/09/09	64.0%	3.4%		50.0%	2.5%		0.6	4	0	Neg	12.3			OVR		N/A
	08/26/10	56.6%	1.7%		56.3%	1.5%	28.70	0.0	0	1	0	0.8	0.0	0	4.5	13.4	N/A
	11/19/10	50.2%	0.9225%		66.7%	0.4925%	61.45	4.5	5	0	10	2.9	0.2	2	15.3	2.6	N/A
	02/07/11	52.8%	0.0%	0.0%	45.0%	0.2%	290.80	0.3	0	0	0	16.5	0.0	0	3.6	17.7	N/A
	04/07/11	61.6%	0.0%	0.0%	53.8%	0.0%	34.20	0.1	0	0	0	12.6	0.0	0	6.6	12.8	N/A
	08/02/11	59.8%	0.2%	N/A	58.3%	0.5%	34750.00	198	269	0	23	5	16.6	>>>	14.8	0.4	N/A
	11/10/11	52.1%	0.0%		50.3%	0.0%	0.0	0.4	0.0	0.0	0.0	5.6	0.0	0.0	13.3	5.5	N/A
VMP-7-13.5	11/09/09	60.0%	0.0%		46.0%	0.45%		53.0	0	0	0	5.2			OVR		N/A
	08/26/10	50.8%	0.0%		56.2%	0.0%	5130.00	62.8	2	2	16	0.0	1.1	22	16.7	0.4	N/A
	11/19/10	53.8%	0.0%		51.0%	0.0%	2157.00	58.8	3	0	38	0.7	3.4	68	16.3	0.7	N/A
	02/07/11	54.2%	0.0%	0.0%	54.1%	0.0%	240.10	0.4	0	0	0	8.4	0.0	0	10.9	9.0	N/A
	04/07/11	57.5%	0.0%	0.0%	62.8%	0.0%	45.00	0.3	0	0	0	8.4	0.0	0	10.2	8.3	N/A
	08/02/11	56.0%	0.0%	N/A	68.5%	0.3%	31200.00	234	362	0	40	9.5	10.8	>>>	16.7	0.1	N/A
	11/10/11	62.1%	0.0%		66.2%	0.0%	0.0	0.8	0.0	0.0	0.0	2.2	0.0	0.0	16.0	2.2	N/A
VMP-7-29.5	11/09/09	62.0%	0.5375%		49.0%	0.365%		89.0	132	4	13	4.5			OVR		N/A
	08/31/10	50.4%	0.92%		48.3%	0.7925%	73090.00	234	187	10	0	0.0	57.1	>>>	15.0	0.3	N/A
	11/19/10	53.7%	0.0%		69.3%	0.0%	4264.00	120	32	1	OVR	0.5	19.0	>>>	15.9	0.8	N/A
	02/07/11	56.7%	0.0%	26.8%	56.2%	0.0%	17840.00	910	4	12	56	3.4	27.6	>>>	17.1	0.4	N/A
	04/07/11	59.2%	0.0%	19.8%	57.6%	0.0%	28300.00	430	2	5	25	0.4	23.4	>>>	15.1	0.2	N/A
	08/02/11	50.0%	0.49%	N/A	54.0%	.58%	79000.00	307	66	1	57	4.9	68.2	>>>	14.5	0.2	N/A
	11/11/11	52.0%	0.0%		70.1%	0.0%	23400	409.7	0.0	8.0	16.0	0.4	29.9	OVR	16.3	0.8	N/A
VMP-7-38	11/09/09	52.0%	0.0%		45.0%	0.5975%		88.0	4	3	75	1.8			OVR		N/A
	08/31/10	NS	NS		NS	NS	NS	NS	NS	NS	NS	NS	NS	NS	NS	NS	NS
	11/19/10	NS	NS		NS	NS	NS	NS	NS	NS	NS	NS	NS	NS	NS	NS	NS
	02/07/11	62.2%	0.1%	32.9%	51.0%	0.0%	21220.00	944	0	35	58	1.8	33.7	>>>	16.5	0.1	N/A
	04/07/11	76.5%	0.0%	25.1%	43.2%	0.0%	31250.00	448	8	6	35	0.5	25.9	>>>	14.9	0.4	N/A
	08/02/11	NS	NS	NS	NS	NS	NS	NS	NS	NS	NS	NS	NS	NS	NS	NS	NS
	11/11/11	NS	NS	NS	NS	NS	NS	NS	NS	NS	NS	NS	NS	NS	NS	NS	NS
VMP-8-5	11/10/09	63.0%	0.15%		45.0%	0.0%		0.0	1	0	0	15.5			OVR		N/A
	08/30/10	52.0%	0.0%		58.6%	0.1325%	55.00	0.4	0	0	0	6.4	0.0	0	7.3	13.4	N/A
	11/18/10	62.8%	0.0%		65.5%	0.0%	617.00	2.6	4	0	5	14.1	0.2	4	2.6	19.4	N/A
	02/10/11	51.2%	0.0%	0.0%	40.5%	0.0%	153.20	0.0	1	0	0	14.8	0.0	0	4.7	15.0	N/A
	04/07/11	53.0%	0.0%	NS	82.0%	0.3%		0.3	0	0	0	18.5	0.0	0	3.0	19.0	N/A
	07/27/11	61.7%	0.0%	N/A	50.8%	0.0%	0.0	5.1	0.0	0.0	0.0	9.4	0.0	0.0	8.9	12.9	N/A
	11/03/11	67.1%	0.0%	N/A	60.0%	0.1%	4.35	0.2	0	0	0	18.6	0	0	1.2	16.4	N/A

See last page of table for notes

TABLE A-1
SOIL VAPOR SAMPLING - TEDLAR SAMPLING DATA

Reading Location		Shroud	Tedlar Bag 1		Shroud	Tedlar Bag 2											Tedlar Bag 3
Instrument		Dielectric		Landtec	Dilectric		FID	PID	Multi-gas				Landtec				Dielectric
Port ID	Date	Helium in Shroud Before	Helium Before	CH4 (%)	Helium in Shroud After	Helium After	FID (ppm)	PID (ppm)	CO (ppm)	H2S (ppm)	LEL (%)	O2 (%)	CH4 (%)	LEL (%)	CO2 (%)	O2 (%)	Direct Port Reading After
VMP-8-9.5	11/10/09	63.0%	0.0%		45.0%	0.0%		0.0	0	0	0	11.2			OVR		N/A
	08/30/10	56.2%	0.0%		48.9%	0.0%	66.20	0.2	0	0	0	0.0	0.0	0	9.2	10.1	N/A
	11/18/10	63.7%	0.0%		100+%	0.1075%	27.23	2.1	4	0	7	12.2	0.3	6	9.6	12.5	N/A
	02/10/11	51.0%	0.0%	0.0%	61.0%	0.0%	102.50	0.0	0	0	0	12.5	0.0	0	9.0	11.6	N/A
	04/07/11	54.0%	0.0%	N/A	67.0%	0.0%		0.1	0	0	0	12.6	0.1	2	7.0	13.4	N/A
	07/27/11	53.5%	0.0%	N/A	53.8%	0.0%	0.0	4.1	5.0	0.0	0.0	11.0	0.0	0.0	6.1	14.4	N/A
	11/03/11	51.8%	0.0%	N/A	55.2%	0.0%	3.90	0.3	0	0	0	18.6	0	0	7.2	13.7	N/A
VMP-8-23.5	11/10/09	60.0%	0.0%		46.0%	0.0%		0.0	2	0	0	11.2			OVR		N/A
	08/30/10	55.2%	0.0%		60.0%	0.0%	34.20	0.0	1	0	3	0.0	0.0	0	9.3	9.9	N/A
	11/19/10	57.8%	0.0%		59.8%	0.0%	3.62	1.6	0	0	6	10.5	0.0	0	10.1	11.0	N/A
	02/10/11	52.0%	0.0%	0.0%	69.3%	0.0%	112.10	0.0	0	0	0	11.5	0.0	0	10.1	11.7	N/A
	04/07/11	55.0%	0.0%	N/A	85.0%	0.0%		0.0	0	0	0	12.0	0.0	0	8.6	12.0	N/A
	07/27/11	55.7%	0.0%	N/A	56.3%	0.0%	0.00	3.1	2	0	0	8.2	0.1	2	8.9	11.3	N/A
	11/06/11	74.5%	0.0%	N/A	70.2%	0.0%		.3	0	0	0	13.6	0	0	8.7	12.6	N/A
VMP-8-35.5	11/10/09	53.0%	NS		NS	NS		NS	NS	NS	NS	NS			NS		NS
	08/30/10	NS	NS		NS	NS	NS	NS	NS	NS	NS	NS	NS	NS	NS	NS	NS
	11/19/10	NS	NS		NS	NS	NS	NS	NS	NS	NS	NS	NS	NS	NS	NS	NS
	02/10/11	NS	NS	NS	NS	NS	NS	NS	NS	NS	NS	NS	NS	NS	NS	NS	NS
	04/07/11	NS	NS	NS	NS	NS	NS	NS	NS	NS	NS	NS	NS	NS	NS	NS	NS
	07/27/11	NS	NS	NS	NS	NS	NS	NS	NS	NS	NS	NS	NS	NS	NS	NS	NS
	11/06/11	NS	NS	NS	NS	NS	NS	NS	NS	NS	NS	NS	NS	NS	NS	NS	NS
VMP-9-5	11/11/09	55.0%	10.4%		49.0%	4.6%		0.0	2	0	0	15.0			3.45		4.5%
	08/26/10	50.2%	0.0%		45.6%	0.0%	36.70	0.0	2	0	3	0.4	0.4	8	11.6	4.7	N/A
	11/19/10	66.3%	0.0%		65.7%	0.0%	4.01	2.1	1	0	0	20.1	0.1	1	0.8	20.1	N/A
	02/08/11	67.4%	0.0%	0.0%	51.0%	0.0%	352.40	0.0	0	0	0	19.2	0.0	0	1.8	19.1	N/A
	04/06/11	50.3%	0.0%	N/A	62.2%	0.0%	0.00	1.6	0	0	0	0.4	0.0	0	1.1	5.8	N/A
	08/02/11	52.5%	0.0%	N/A	55.6%	0.4%	7550.00	92.3	4	0.0	13	0.5	0.9	19	14.9	0.5	N/A
	11/04/11	53.8%	0.0%	N/A	53.8%	0.0%		0.5	0	0	0	18.4	0	0	3.8	16.7	N/A
VMP-9-11.5	11/11/09	61.0%	1.7%		39.0%	0.85%		0.0	0	6	0	5.2			OVR		N/A
	08/26/10	54.2%	0.0%		34.7%	0.28%	19620.00	36.7	8	0	42	0.0	3.2	64	13.7	0.5	N/A
	11/19/10	57.5%	0.0%		57.8%	0.04%	1714.00	23.6	74	0	21	0.9	1.7	35	15.8	0.8	N/A
	02/09/11	62.7%	0.0%	0.0%	50.9%	0.0%	30.80	0.4	3	0	0	3.1	0.0	1	14.8	3.4	N/A
	04/06/11	53.7%	0.0%	N/A	56.3%	0.0%	60.80	0.0	0	0	0	0.0	0.0	0	10.4	1.4	N/A
	08/02/11	58.6%	0.8%	5.6%	57.2%	0.9%	37600.00	68.9	41.0	0.0	0.0	0.2	6	>>>	13.4	0.3	N/A
	11/04/11	57.1%	0.0%	N/A	51.7%	0.0%		0.7	0	0	0	14.9	0	0	10	9.8	N/A
VMP-9-25.5	11/10/09	56.0%	0.2375%		41.0%	0.005%		145	1	0	60	2.1			OVR		N/A
	08/26/10	50.2%	0.4275%		47.6%	0.98%	46560.00	153	32	12	Neg	0.0	19.4	388	13.8	0.0	N/A
	11/19/10	51.0%	0.0%		55.8%	0.175%	3594.00	66.6	232	8	73	0.5	6.2	>>>	15.4	0.4	N/A
	02/09/11	64.9%	0.0%	N/A	40.5%	0.0%	7530.00	103	4	5	44	0.7	3.0	53	18.7	0.7	N/A
	04/08/11	54.0%	0.0%	N/A	80.0%	0.0%		45.0	0	2	14	0.0	1.5	31	15.8	0.6	N/A
	08/02/11	56.1%	0.3%	N/A	58.1%	0.5%	46300.00	87.2	76	13.0	74.0	0.3	11.7	>>>	12.8	0.4	N/A
	11/04/11	60.7%	0.0%	N/A	50.2%	0.0%		165.8	0	3	22	0.8	2.0	40	15.5	0.2	N/A

See last page of table for notes

TABLE A-1
SOIL VAPOR SAMPLING - TEDLAR SAMPLING DATA

Reading Location		Shroud	Tedlar Bag 1		Shroud	Tedlar Bag 2											Tedlar Bag 3
Instrument		Dielectric		Landtec	Dilectric		FID	PID	Multi-gas				Landtec				Dielectric
Port ID	Date	Helium in Shroud Before	Helium Before	CH4 (%)	Helium in Shroud After	Helium After	FID (ppm)	PID (ppm)	CO (ppm)	H2S (ppm)	LEL (%)	O2 (%)	CH4 (%)	LEL (%)	CO2 (%)	O2 (%)	Direct Port Reading After
VMP-9-38.5	11/10/09	60.0%	0.0%		47.0%	0.2125%		138	11	0	33	3.1			OVR		N/A
	08/26/10	62.5%	NS		NS	NS	NS	NS	NS	NS	NS	NS	NS	NS	NS	NS	NS
	11/19/10	NS	NS		NS	NS	NS	NS	NS	NS	NS	NS	NS	NS	NS	NS	NS
	02/09/11	50.9%	0.0%	N/A	50.0%	0.0%	10650.00	226	2	3	38	0.6	6.3	>>>	19.4	0.3	N/A
	04/08/11	52.0%	0.0%	N/A	55.0%	0.0%		169	0	7	20	0.0	3.6	81	17.9	0.3	N/A
	08/02/11	NS	NS	NS	NS	NS	NS	NS	NS	NS	NS	NS	NS	NS	NS	NS	NS
	11/04/11	NS	NS	NS	NS	NS	NS	NS	NS	NS	NS	NS	NS	NS	NS	NS	NS
VMP-10-5	11/11/09	65.0%	0.0%		56.0%	0.0%		0.0	0	0	0	13.5			OVR		N/A
	09/07/10	60.2%	0.0%		35.8%	0.0%	-7.70	0.1	0	0	0	0.0	0.0	0	6.4	14.0	N/A
	11/18/10	56.5%	0.0%		52.4%	0.035%	26.78	0.5	0	0	0	17.7	0.0	1	3.7	18.4	N/A
	02/10/11	50.5%	0.0%	N/A	44.0%	0.0%	212.70	0.4	0	0	0	16.2	0.0	0	4.5	17.8	N/A
	04/05/11	62.6%	0.0%	N/A	62.7%	0.1%	28.80	3.2	0	0	0	19.0	0.0	0	0.9	19.8	N/A
	07/29/11	57.7%	0.0%	N/A	48.4%	0.0%	0.0	1.0	1.0	0.0	0.0	16.0	0.0	0.0	4.4	17.4	N/A
	11/04/11	56.0%	0.0%	N/A	52.0%	0.0%		0.6	0	0	0	18.7	0	0	3.1	17	N/A
VMP-10-10	11/11/09	58.0%	0.0%		44.0%	0.0%		0.0	0	0	0	11.7			OVR		N/A
	09/07/10	53.4%	0.0%		25.5%	0.0%	-8.70	0.0	0	0	0	0.0	0.0	0	9.0	11.9	N/A
	11/18/10	54.4%	0.0%		49.4%	0.05%	41.21	0.7	4	0	0	15.4	0.0	1	6.1	15.9	N/A
	02/11/11	54.5%	0.0%	N/A	65.5%	0.0%	67.40	0.1	0	0	0	14.9	0.0	0	5.5	14.7	N/A
	04/06/11	55.7%	0.0%	N/A	59.4%	0.1%	38.90	0.0	0	0	0	18.7	0.0	0	0	19.6	N/A
	07/29/11	52.8%	0.0%	N/A	49.8%	0.2%	0.0	2.8	1.0	0.0	0.0	12.3	0.0	0.0	6.0	15.3	N/A
	11/04/11	57.8%	0.0%	N/A	60.0%	0.0%		0.7	0	0	0	17.6	0	0	4.4	15.8	N/A
VMP-10-20	11/11/09	60.0%	0.0%		38.0%	0.2475%		0.0	2	0	0	20.9			0.047		N/A
	09/07/10	51.8%	0.0%		32.9%	0.0%	-10.80	0.0	0	0	0	0.0	0.0	0	12.3	9.4	N/A
	11/18/10	58.1%	0.0%		41.0%	0.0%	85.73	0.7	4	0	0	13.2	0.0	0	9.1	13.2	N/A
	02/11/11	52.6%	0.0%	N/A	55.8%	0.4%	51.50	0.3	0	0	0	12.9	0.0	0	7.4	13.1	N/A
	04/06/11	53.5%	0.0%	N/A	54.7%	0.2%	50.00	0.6	0	0	0	17.7	0.0	0	2.7	17.6	N/A
	07/29/11	62.7%	0.0%	N/A	45.9%	0.4%	0.0	3.3	2.0	0.0	0.0	9.7	0.0	0.0	7.3	13.2	N/A
	11/04/11	62.1%	0.0%	N/A	63.8%	0.0%		0.6	0	0	0	16	0	0	6.2	14.2	N/A
VMP-10-30	11/13/09	60.0%	0.0%		50.0%	0.0%		0.0	0	0	0	6.7			OVR		N/A
	09/07/10	NS	NS		NS	NS	NS	NS	NS	NS	NS	NS	NS	NS	NS	NS	NS
	11/18/10	NS	NS		NS	NS	NS	NS	NS	NS	NS	NS	NS	NS	NS	NS	NS
	02/11/11	NS	NS	NS	NS	NS	NS	NS	NS	NS	NS	NS	NS	NS	NS	NS	NS
	04/06/11	NS	NS	NS	NS	NS	NS	NS	NS	NS	NS	NS	NS	NS	NS	NS	NS
	07/29/11	NS	NS	NS	NS	NS	NS	NS	NS	NS	NS	NS	NS	NS	NS	NS	NS
	11/04/11	NS	NS	NS	NS	NS	NS	NS	NS	NS	NS	NS	NS	NS	NS	NS	NS
VMP-11-5	11/17/09	50.0%	0.0%		31.0%	0.0%		5.0	6	0	24	7.0			OVR		N/A
	09/07/10	57.9%	0.0%		44.3%	0.0%	-2.90	0.1	2	0	0	0.0	0.0	0	9.9	10.3	N/A
	11/22/10	56.5%	0.0%		75.0%	0.0%	6.60	1.3	5	0	0	8.6	0.0	0	11.0	8.2	N/A
	02/11/11	52.9%	0.0%	N/A	45.9%	0.0%	12.80	0.8	0	0	0	9.4	0.0	0	9.5	9.9	N/A
	04/06/11	55.3%	0.0%	0.0%	48.9%	0.0%	3.40	0.7	0	0	0	10.6	0.0	0	8.5	10.5	N/A
	08/07/11	68.2%	0.0%	N/A	47.5%	0.0%	0.0	4.3	0	0	0	13.6	0	0	7.5	13.1	N/A
	11/11/11	53.2%	0.0%		67.0%	0.0%	0.0	1.1	0.0	0.0	0.0	7.5	0.0	0.0	11.1	8.0	N/A

See last page of table for notes

TABLE A-1
SOIL VAPOR SAMPLING - TEDLAR SAMPLING DATA

Reading Location		Shroud	Tedlar Bag 1		Shroud	Tedlar Bag 2											Tedlar Bag 3
Instrument		Dielectric		Landtec	Dilectric		FID	PID	Multi-gas				Landtec				Dielectric
Port ID	Date	Helium in Shroud Before	Helium Before	CH4 (%)	Helium in Shroud After	Helium After	FID (ppm)	PID (ppm)	CO (ppm)	H2S (ppm)	LEL (%)	O2 (%)	CH4 (%)	LEL (%)	CO2 (%)	O2 (%)	Direct Port Reading After
VMP-11-8	11/17/09	50.0%	0.0%		37.0%	0.0%		4.0	0	0	2	7.3			OVR		N/A
	09/08/10	52.3%	0.0%		37.6%	0.0%	10.50	0.0	0	0	0	0.0	0.0	0	9.5	11.0	N/A
	11/22/10	55.0%	0.0%		57.5%	0.025%	8.00	1.8	4	0	0	7.8	0.0	0	11.4	7.6	N/A
	02/11/11	54.3%	0.0%	N/A	43.7%	0.0%	27.70	0.9	0	0	0	8.6	0.0	0	10.1	9.0	N/A
	04/06/11	73.8%	0.0%	0.0%	70.0%	0.0%	3.04	0.8	0	0	0	10.5	0.0	0	8.3	10.1	N/A
	08/07/11	53.0%	0.0%	N/A	35.1%	0.0%	0.0	2.3	4	0	0	8.0	0.1	1	9.9	7.9	N/A
	11/14/11	54.2%	0.0%		62.1%	0.0%		0.4	0.0	0.0	0.0	3.7	0.0	0.0	10.5	8.2	N/A
VMP-11-29	11/18/09	53.0%	0.0%		45.0%	0.0%		OVR	3	0	16	4.5			OVR		N/A
	09/08/10	63.8%	0.0%		40.0%	0.0%	1400.00	97.3	1	0	5	0.0	0.0	1	14.7	0.0	N/A
	11/22/10	57.5%	0.0%		46.3%	0.0%	785.00	58.7	3	0	3	0.8	0.2	5	14.7	0.8	N/A
	02/14/11	55.5%	0.0%	N/A	36.9%	0.0%	7.20	0.0	0	0	0	1.6	0.0	0	15.3	1.7	N/A
	04/06/11	63.8%	0.0%	0.0%	66.0%	0.0%	3.94	1.1	0	0	0	0.2	0.1	2	14.6	0.8	N/A
	08/25/11	53.7%	0.0%	0.0%	47.5%	0.0%	0.0	0.3	2	0	0	0.9	0	0	14.0	0.5	N/A
	11/14/11	54.3%	0.0%		62.8%	0.0%		0.6	0.0	0.0	0.0	0.0	0.0	0.0	14.9	1.5	N/A
VMP-11-38	11/18/09	50.0%	0.0%		40.0%	0.0%		OVR	2	0	28	4.6			OVR		N/A
	09/08/10	NS	NS		NS	NS	NS	NS	NS	NS	NS	NS	NS	NS	NS	NS	NS
	11/22/10	NS	NS		NS	NS	NS	NS	NS	NS	NS	NS	NS	NS	NS	NS	NS
	02/14/11	NS	NS	NS	NS	NS	NS	NS	NS	NS	NS	NS	NS	NS	NS	NS	NS
	04/06/11	NS	NS	NS	NS	NS	NS	NS	NS	NS	NS	NS	NS	NS	NS	NS	NS
	08/07/11	NS	NS	NS	NS	NS	NS	NS	NS	NS	NS	NS	NS	NS	NS	NS	NS
	11/14/11	NS	NS	NS	NS	NS	NS	NS	NS	NS	NS	NS	NS	NS	NS	NS	NS
VMP-12-5	11/13/09	56.0%	6.0%		42.0%	5.8%		857	120	2	100	1.8			OVR		7.0%
	09/03/10	48.7%	10.4%		45.7%	11.1%	OVR	22.5	145	23	OVR	0.0	>>>	>>>	14.5	0.7	10.1%
	12/03/10	55.3%	1.075%		57.0%	1.1225%	4986.00	21.7	220	0	73	0.7	9.9	>>>	13.5	1.1	N/A
	02/15/11	62.7%	3.3%	80.1%	62.6%	2.5%	2630000.00	86.7	0	0	OVR	0.2	86.7	>>>	8.1	0.0	N/A
	04/19/11	52.0%	7.7%	>>>	59.0%	7.9%	69.50	71.8	9	11	OVR	0.0	>>>	>>>	7.7	0.4	N/A
	08/04/11	57.4%	8.2%	>>>	38.1%	5.1%	OVR	89.8	49	8.0	>>>	0.0	>>>	>>>	12.3	1.0	N/A
	11/16/11	78.1%	0.0%	N/A	61.5%	0.0%	20.0	8.9	0.0	0.0	0.0	14.0	0.0	0.0	8.2	16.3	N/A
VMP-12-11.5	11/13/09	55.0%	0.0%		45.0%	5.5%		97.0	68	2	0	4.2			OVR		0.0%
	09/03/10	54.1%	9.6%		33.4%	10.1%	OVR	44.1	293	15	Off	0.0	>>>	>>>	15.2	0.6	11.4%
	12/03/10	67.1%	5.8%		58.6%	6.5%	50100.00	48.7	78	7	OVR	0.6	>>>	>>>	12.7	0.9	6.9%
	02/15/11	51.0%	5.1%	>>>	56.3%	5.4%	OVR	122	168	21	OVR	0.3	>>>	>>>	9.6	0.0	N/A
	04/19/11	51.0%	8.7%	>>>	58.3%	9.4%	80.80	78.0	50	19	OVR	0.0	>>>	>>>	9.5	0.2	N/A
	08/04/11	51.2%	5.2%	>>>	27.7%	8.0%	OVR	193.8	62	19	OVR	0.0	>>>	>>>	11.5	1.0	N/A
	11/16/11	71.5%	0.0%	N/A	56.5%	0.2%	27100	36.2	0.0	0.0	51	1.1	3.0	61.0	11.0	6.4	N/A
VMP-12-25	11/13/09	47.0%	6.5%		36.0%	6.4%		332	142	2	92	2.9			2.33		6.9%
	09/03/10	52.6%	11.6%		34.9%	10.6%	OVR	441	379	7	OVR	0.0	>>>	>>>	15.3	0.5	10.8%
	12/03/10	54.4%	8.8%		53.1%	9.1%	61100.00	64.7	134	2	OVR	0.6	>>>	>>>	13.9	0.6	9.5%
	02/15/11	54.6%	3.9%	>>>	72.1%	4.8%	OVR	242	248	9	OVR	0.0	>>>	>>>	13.6	0.0	N/A
	04/19/11	53.0%	8.8%	>>>	75.0%	9.3%	76.00	133	90	9	OVR	0.0	>>>	>>>	12.3	0.8	N/A
	08/04/11	92.6%	11.6%	>>>	31.3%	8.1%	OVR	244.6	4	11	OVR	0.0	OVR	OVR	11.8	0.9	N/A
	11/16/11	82.5%	11.2%	OVR	57.8%	0.4%	OVR	140	104	0.0	OVR	0.0	OVR	OVR	12.7	0.6	N/A

See last page of table for notes

TABLE A-1
SOIL VAPOR SAMPLING - TEDLAR SAMPLING DATA

Reading Location		Shroud	Tedlar Bag 1		Shroud	Tedlar Bag 2											Tedlar Bag 3
Instrument		Dielectric		Landtec	Dilectric		FID	PID	Multi-gas				Landtec				Dielectric
Port ID	Date	Helium in Shroud Before	Helium Before	CH4 (%)	Helium in Shroud After	Helium After	FID (ppm)	PID (ppm)	CO (ppm)	H2S (ppm)	LEL (%)	O2 (%)	CH4 (%)	LEL (%)	CO2 (%)	O2 (%)	Direct Port Reading After
VMP-12-39	11/13/09	56.0%	6.5%		44.0%	7.8%		1805	93	1	7	4.3			0.27		7.2%
	09/03/10	NS	NS		NS	NS	NS	NS	NS	NS	NS	NS	NS	NS	NS	NS	NS
	12/03/10	NS	NS		NS	NS	NS	NS	NS	NS	NS	NS	NS	NS	NS	NS	NS
	02/15/11	NS	NS	NS	NS	NS	NS	NS	NS	NS	NS	NS	NS	NS	NS	NS	NS
	04/19/11	51.0%	12.0%	>>>	53.0%	11.2%	96.70	131	85	17	OVR	0.0	>>>	>>>	13.0	0.7	N/A
	08/04/11	NS	NS	NS	NS	NS	NS	NS	NS	NS	NS	NS	NS	NS	NS	NS	NS
	11/16/11	NS	NS	NS	NS	NS	NS	NS	NS	NS	NS	NS	NS	NS	NS	NS	NS
VMP-13-5	11/16/09	39.0%	0.0%		22.0%	0.0%		957	4	0	26	1.6			OVR		N/A
	09/13/10	56.7%	0.0%		46.7%	0.0%	35.30	0.0	0	0	0	0.0	0.0	0	6.8	9.0	N/A
	12/01/10	43.4%	0.14%		51.5%	0.0%	0.61	1.8	5	0	0	11.6	0.1	2	6.4	12.6	N/A
	02/18/11	50.9%	0.0%	N/A	50.9%	0.0%	0.00	1.0	0	0	0	14.8	0.0	0	3.3	15.8	N/A
	04/05/11	70.2%	0.0%	N/A	82.6%	0.0%	50.90	5.9	0	0	0	15.3	0.0	0	3.7	17.4	N/A
	08/09/11	57.9%	0.0%	N/A	44.0%	0.0%		7	2	0	0	4.0	0	1	11.2	4.7	N/A
	11/14/11	54.5%	0.0%		60.3%	0.0%		0.6	0.0	0.0	0.0	8.0	0.0	0.0	6.3	11.6	N/A
VMP-13-10.5	11/17/09	40.0%	0.0%		29.0%	0.04%		12.0	2	0	0	20.9			0.103		N/A
	09/13/10	53.2%	0.0%		30.3%	0.0%	1460.00	1.0	2	2	5	0.0	0.2	1	8.6	0.7	N/A
	12/01/10	41.2%	0.0%		42.7%	0.0%	0.62	2.2	2	0	0	5.1	0.0	1	10.4	5.0	N/A
	02/18/11	50.4%	0.0%	N/A	47.9%	0.0%	2550.00	192	0	0	16	1.7	0.1	16	6.8	10.6	N/A
	04/05/11	50.2%	0.0%	N/A	72.8%	0.0%	30.50	4.4	1	0	0	10.6	0.0	0	3.3	12.1	N/A
	08/09/11	58.5%	0.0%	N/A	49.9%	0.0%		46	31	0	11	0.5	0.7	15	12.4	1.3	N/A
	11/14/11	56.4%	0.0%		60.5%	0.0%		0.5	0.0	0.0	0.0	4.9	0.0	0.0	7.6	9.3	N/A
VMP-13-21.5	11/17/09	43.0%	0.0%		0.0%	32.0%		OVR	27	0	38	4.2			OVR		N/A
	09/13/10	56.7%	0.0525%		27.9%	0.0%	35600.00	1869	7	0	30	0.0	2.4	49	12.2	0.0	N/A
	12/01/10	43.5%	0.1935%		46.7%	0.31%	1928.00	255	2	0	26	0.6	2.1	43	13.4	0.6	N/A
	02/18/11	55.4%	0.0%	N/A	53.1%	0.0%	3050.00	372	0	0	21	1.4	1.8	37	12.7	0.6	N/A
	04/05/11	50.2%	0.0%	N/A	50.2%	0.0%	18220.00	OVR	0	0	17	4.4	0.0	34	0.1	10.4	N/A
	08/09/11	54.2%	0.0%	N/A	48.0%	0.0%		202.3	11	0	40	0.3	2.4	48	11.7	0.9	N/A
	11/14/11	56.8%	0.0%		64.7	0.0%		293.5	0.0	0.0	20.0	0.0	1.2	24.0	11.8	0.8	N/A
VMP-13-29.5	11/17/09	40.0%	0.0%		32.0%	0.0%		OVR	8	0	47	4.8			OVR		N/A
	09/13/10	NS	NS		NS	NS	NS	NS	0	NS	NS	NS	NS	NS	NS	NS	NS
	12/01/10	NS	NS		NS	NS	NS	NS	NS	NS	NS	NS	NS	NS	NS	NS	NS
	02/18/11	52.1%	0.0%	N/A	49.2%	0.0%	8300.00	OVR	64	2	8	1.0	1.5	25	3.5	16.3	N/A
	04/05/11	63.9%	0.0%	N/A	47.9%	0.0%	50220.00	OVR	1	0	22	3.4	0.0	55	0	19.8	N/A
	08/09/11	NS	NS	NS	NS	NS	NS	NS	NS	NS	NS	NS	NS	NS	NS	NS	NS
	11/14/11	NS	NS	NS	NS	NS	NS	NS	NS	NS	NS	NS	NS	NS	NS	NS	NS
VMP-14-5	11/16/09	54.0%	0.0%		42.0%	--		NS	NS	NS	NS	NS			NS		N/A
	09/10/10	53.6%	3.8%		51.4%	4.0%	2.32×10^6	1.6	0	0	OVR	0.0	17.9	>>>	20.1	0.0	3.2%
	12/01/10	42.6%	0.4825%		33.5%	0.68%	3.03	1.6	2	0	0	12.7	0.1	2	2.7	13.5	N/A
	02/17/11	54.1%	0.0%	0.0%	68.1%	0.0%	154.50	1.0	3	0	3	2.9	0.2	3	2.4	2.6	N/A
	04/05/11	59.6%	0.0%	N/A	54.9%	0.2%	0.00	0.5	0	0	0	19.2	0.0	0	2.7	19.0	N/A
	08/08/11	59.0%	1.0%	N/A	61.5%	1.0%	49000.00	38	17	0	5	0.3	6.8	>>>	18.2	0.1	N/A
	11/14/11	61.1%	0.0%		62.7%	0.0%		0.9	0.0	0.0	0.0	12.7	0.0	0.0	8.2	15.1	N/A

See last page of table for notes

TABLE A-1
SOIL VAPOR SAMPLING - TEDLAR SAMPLING DATA

Reading Location		Shroud	Tedlar Bag 1		Shroud	Tedlar Bag 2											Tedlar Bag 3
Instrument		Dielectric		Landtec	Dilectric		FID	PID	Multi-gas				Landtec				Dielectric
Port ID	Date	Helium in Shroud Before	Helium Before	CH4 (%)	Helium in Shroud After	Helium After	FID (ppm)	PID (ppm)	CO (ppm)	H2S (ppm)	LEL (%)	O2 (%)	CH4 (%)	LEL (%)	CO2 (%)	O2 (%)	Direct Port Reading After
VMP-14-11.5	11/16/09	55.0%	2.5%		22.0%	2.3%		43.9	25	4	17	6.1			OVR		1.65%
	09/10/10	52.3%	7.0%		47.2%	7.3%	7.41×10^6	10.4	42	75	OVR	0.0	>>>	>>>	16.5	0.0	6.8%
	12/02/10	53.5%	0.0%		50.7%	1.9625%	7494.00	1.1	251	10	5	0.6	18.3	>>>	4.6	0.5	N/A
	02/17/11	55.0%	0.0%	0.0%	80.0%	0.0%	86.20	95.8	4	0	4	3.6	0.5	10	3.8	3.7	N/A
	04/05/11	90.0%	0.0%	N/A	49.8%	0.0%	766.10	118.5	0	0	0	8.6	0.3	6	12	8.6	N/A
	08/08/11	57.0%	6.6%	>>>	59.0%	6.7%	253000.00	104	163	36	100	0.3	>>>	>>>	16.3	0.3	N/A
	11/15/11	75.8%	1.0%	>>>	60.1%	0.6%	42000	103.2	15	0.0	66	0.0	9.2	>>>	14.2	2.2	N/A
VMP-14-20	11/16/09	32.0%	2.4%		27.0%	1.9%		104	100	0	0	4.2			OVR		1.96%
	09/10/10	63.8%	7.8%		50.5%	7.7%	OVR	56.8	186	0	OVR	0.0	>>>	>>>	17.2	0.0	6.6%
	12/02/10	54.5%	6.2%		45.6%	6.6%	25400.00	264	148	0	OVR	0.5	>>>	>>>	19.2	0.5	6.1%
	02/18/11	53.0%	2.8%	>>>	53.1%	2.6%	58370.00	1282	305	4	OVR	1.6	>>>	>>>	16.8	0.4	N/A
	04/05/11	60.1%	1.2%	>>>	53.6%	2.2%	233000.00	856.7	71	2	OVR	0.3	>>>	>>>	16.5	0.3	N/A
	08/08/11	58.2%	8.2%	N/A	53.2%	6.6%	810000.00	351	402	3	100	0.3	>>>	>>>	15.4	0.2	N/A
	11/15/11	85.2%	4.5%	>>>	61.1%	3.8%	425000	297	240	0.0	OVR	0.0	OVR	OVR	17.1	1.3	N/A
VMP-14-29	11/16/09	36.0%	1.6%		29.0%	1.7%		286	37	0	OVR	3.7			OVR		N/A
	09/10/10	NS	NS		NS	NS	NS	NS	NS	NS	NS	NS	NS	NS	NS	NS	NS
	12/01/10	NS	NS		NS	NS	NS	NS	NS	NS	NS	NS	NS	NS	NS	NS	NS
	02/18/11	54.0%	6.8%	86.0%	66.4%	2.5%	85560.00	1502	624	8	OVR	0.4	>>>	>>>	16.5	0.3	N/A
	04/05/11	58.1	2.1%	>>>	48.8%	2.4%	276000.00	1420	100	5	OVR	0.2	>>>	>>>	15.7	0.3	N/A
	08/08/11	N/A	N/A	N/A	N/A	N/A	N/A	N/A	N/A	N/A	N/A	N/A	N/A	N/A	N/A	N/A	N/A
	11/15/11	N/A	N/A	N/A	N/A	N/A	N/A	N/A	N/A	N/A	N/A	N/A	N/A	N/A	N/A	N/A	N/A
VMP-15-5	11/18/09	46.0%	0.0%		32.0%	0.0%		5.6	0	0	3	7.5			OVR		N/A
	09/14/10	64.4%	0.0%		49.9%	0.0%	0.00	0.0	0	0	5	0.0	0.0	0	17.0	0.3	N/A
	11/30/10	47.9%	0.26%		41.5%	0.53%	1058.00	29.6	1	0	22	1.5	1.9	38	15.2	1.4	N/A
	02/16/11	55.1%	0.0%	0.3%	63.7%	0.0%	213.70	50.2	2	0	4	3.6	0.5	9	11.0	3.9	N/A
	04/20/11	55.0%	0.0%	N/A	61.0%	0.0%	661.60	35.8	0	0	5	1.9	0.2	5	15.4	2.9	N/A
	08/08/11	64.0%	0.0%	N/A	63.9%	0.0%	0.00	2.4	3	0	0	1.4	0	0	18.1	1.2	N/A
	11/15/11	82.0%	0.0%	N/A	55.4%	0.0%	0.0	1.6	0.0	0.0	0.0	2.6	0.0	0.0	11.4	7.3	N/A
VMP-15-21.5	11/18/09	66.0%	4.0%		60.0%	4.2%		47.0	5	6	OVR	3.6			OVR		4.7%
	09/14/10	50.1%	3.9%		28.1%	3.6%	1.96×10^6	9.5	5	92	OVR	0.0	30.8	>>>	19.1	0.0	3.4%
	11/30/10	42.2%	2.2%		47.5%	2.8%	10700.00	26.1	0	8	OVR	0.5	17.8	>>>	19.2	0.5	N/A
	02/16/11	52.5%	0.7%	13.0%	47.9%	0.6%	14310.00	89.0	3	66	72	2.1	15.3	>>>	18.7	0.5	N/A
	04/20/11	52.3%	1.0%	19.5%	50.3%	1.5%	1320000.00	96.6	0	2	OVR	0.0	24.8	>>>	19.1	0.0	N/A
	08/08/11	52.5%	5.0%	N/A	50.8%	4.8%	280000.00	43.5	24	94	100	0.2	31	>>>	17.4	0.2	N/A
	11/15/11	56.2%	0.4%	6.5	72.7%	0.6%	41500	106.2	3.0	0.0	15.0	0.0	6.9	OVR	16.5	0.7	N/A
VMP-15-25.5	11/18/09	60.0%	5.1%		51.0%	4.8%		49.9	6	1	OVR	5.6			OVR		5.7%
	09/14/10	50.3%	6.3%		30.9%	8.1%	11780.00	29.9	1	0	15	0.0	1.6	32	7.7	11.1	4.1%
	12/02/10	62.4%	0.6025%		62.2%	9.2%	20.03	1.9	1	0	0	14.3	0.1	2	4.1	14.8	10.7%
	02/16/11	52.7%	4.1%	3.5%	55.7%	4.8%	1850.00	89.6	2	27	41	7.0	1.9	40	8.6	6.2	N/A
	04/20/11	52.0%	8.3%	2.0%	50.0%	5.9%	10000.00	17.6	0	0	10	10.7	3.0	21	5.2	9.9	N/A
	08/08/11	57.3%	4.3%	N/A	57.5%	8.6%	67.2	11.9	3	0	0	5	0	0	13.9	4.8	N/A
	11/15/11	59.2%	3.20%	0.6	51.5%	5.8%		80.7	0.0	0.0	13	6.5	0.6	13	7.1	10.6	N/A

See last page of table for notes

TABLE A-1
SOIL VAPOR SAMPLING - TEDLAR SAMPLING DATA

Reading Location		Shroud	Tedlar Bag 1		Shroud	Tedlar Bag 2											Tedlar Bag 3
Instrument		Dielectric		Landtec	Dilectric		FID	PID	Multi-gas				Landtec				Dielectric
Port ID	Date	Helium in Shroud Before	Helium Before	CH4 (%)	Helium in Shroud After	Helium After	FID (ppm)	PID (ppm)	CO (ppm)	H2S (ppm)	LEL (%)	O2 (%)	CH4 (%)	LEL (%)	CO2 (%)	O2 (%)	Direct Port Reading After
VMP-15-29	11/19/09	56.0%	4.2%		45.0%	5.2%		116	26	32	100	1.0			OVR		5.9%
	09/14/10	56.1%	10.1%		NS	NS	NS	NS	NS	NS	NS	NS	NS	NS	NS	NS	NS
	12/02/10	NS	NS		NS	NS	NS	NS	NS	NS	NS	NS	NS	NS	NS	NS	NS
	02/16/11	NS	NS	NS	NS	NS	NS	NS	NS	NS	NS	NS	NS	NS	NS	NS	NS
	04/20/11	NS	NS	NS	NS	NS	NS	NS	NS	NS	NS	NS	NS	NS	NS	NS	NS
	08/08/11	NS	NS	NS	NS	NS	NS	NS	NS	NS	NS	NS	NS	NS	NS	NS	NS
	11/15/11	NS	NS	NS	NS	NS	NS	NS	NS	NS	NS	NS	NS	NS	NS	NS	NS
VMP-16-5	11/19/09	52.0%	33.0%		34.0%	23.0%		5.6	1	0	0	15.2			0.135		5.0%
	09/02/10	61.2%	15.1%		23.1%	12.1%	OVR	6.2	167	9	OVR	0.0	>>>	>>>	19.4	0.6	14.0%
	11/29/10	50.0%	15.0%		47.8%	12.7%	86300.00	29.4	13	0	OVR	0.6	>>>	>>>	18.1	1.5	12.6%
	02/15/11	52.6%	5.4%	>>>	75.3%	5.5%	OVR	119	31	2	OVR	2.1	>>>	>>>	14.3	0.0	N/A
	04/22/11	52.4%	11.8%	>>>	54.0%	12.6%	OVR	76.7	27	3	OVR	0.0	>>>	>>>	17.3	0.4	N/A
	08/05/11	52.3%	2.3%	3%	57.3%	4.9%	OVR	220.6	6.0	0.0	26.0	0.0	20.7	>>>	12.7	1.9	N/A
	11/16/11	NS	NS	NS	NS	NS	NS	NS	NS	NS	NS	NS	NS	NS	NS	NS	NS
VMP-16-13.5	11/19/09	52.0%	17.0%		56.0%	16.0%		74.0	0	0	48	14.6			1.39		16.0%
	09/02/10	51.2%	13.6%		31.2%	13.6%	OVR	32.6	170	10	OVR	0.0	>>>	>>>	19.4	0.1	16.2%
	11/29/10	52.5%	14.6%		42.1%	16.0%	128300.00	32.8	15	4	OVR	0.7	>>>	>>>	18.6	0.8	16.4%
	02/16/11	36.1%	6.1%	>>>	73.4%	5.7%	2530000.00	92.3	66	4	OVR	0.3	>>>	>>>	14.3	0.2	N/A
	04/22/11	62.0%	14.0%	>>>	70.0%	11.4%	OVR	80.2	0	4	OVR	0.0	>>>	>>>	17.0	1.8	N/A
	08/05/11	67.8%	9.6%	1.0%	61.5%	6.6%	70800.00	32.1	33	1	25	0.0	32.4	OVR	13.9	2	N/A
	11/16/11	NS	NS	NS	NS	NS	NS	NS	NS	NS	NS	NS	NS	NS	NS	NS	NS
VMP-16-19	11/19/09	55.0%	18.0%		53.0%	9.0%		36.0	17	0	100	11.6			1.33		13.0%
	09/02/10	51.9%	11.4%		20.7%	16.8%	OVR	0.0	162	12	Off	0.0	>>>	>>>	18.5	0.0	15.6%
	11/29/10	56.3%	14.3%		49.3%	14.6%	126100.00	36.1	12	2	OVR	0.9	>>>	>>>	18.5	0.8	15.0%
	02/16/11	54.6%	5.1%	>>>	60.0%	4.8%	2640000.00	87.5	93	5	OVR	0.3	>>>	>>>	14.6	0.2	N/A
	04/27/11	51.3%	10.6%	>>>	67.3%	27.8%	4390000.00	111	3	0	OVR	1.6	>>>	>>>	11.7	1.8	N/A
	08/05/11	57.2%	7.7%	3.6%	41.6%	13.3%	1800.00	171.2	6.0	0.0	8.0	0.0	0.3	6.0	4.7	15.7	N/A
	11/16/11	NS	NS	NS	NS	NS	NS	NS	NS	NS	NS	NS	NS	NS	NS	NS	NS
VMP-16-31	11/19/09	57.0%	10.0%		41.0%	6.0%		38.0	18	0	100	14.5			OVR		9.5%
	09/03/10	50.2%	15.1%		41.2%	14.8%	131.00	1.3	2	0	36	2.4	0.0	0	0.3	15.5	14.6%
	11/29/10	51.5%	14.4%		35.2%	14.4%	83500.00	37.1	12	3	OVR	0.6	>>>	>>>	18.9	0.7	13.9%
	02/16/11	NS	NS	NS	NS	NS	NS	NS	NS	NS	NS	NS	NS	NS	NS	NS	NS
	04/22/11	NS	NS	NS	NS	NS	NS	NS	NS	NS	NS	NS	NS	NS	NS	NS	NS
	08/05/11	NS	NS	NS	NS	NS	NS	NS	NS	NS	NS	NS	NS	NS	NS	NS	NS
	11/16/11	NS	NS	NS	NS	NS	NS	NS	NS	NS	NS	NS	NS	NS	NS	NS	NS
VMP-17-5	06/21/10	48.8%	0.0%		36.1%	0.0%		0.0	4	0	0	11.9			OVR		N/A
	09/01/10	64.5%	0.0%		55.2%	0.0%	-16.40	0.0	2	0	0	0.0	0.6	12	8.1	11.0	N/A
	11/22/10	60.0%	0.0%		47.1%	0.0%	9.13	1.8	5	0	0	15.1	0.0	0	5.6	15.2	N/A
	02/07/11	51.7%	0.0%	0.0%	49.6%	0.0%	295.40	0.3	2	0	0	18.2	0.0	0	3.0	18.1	N/A
	04/06/11	62.5%	0.0%	0.1%	33.6%	0.0%	3.86	0.7	0	0	0	17.1	0.1	2	2.8	17.1	N/A
	08/01/11	52.8%	0.0%	N/A	31.8%	0.0%	0.0	5.0	3.0	0.0	0.0	10.2	0.0	0.0	6.6	13.5	N/A
	11/07/11	60.7%	0.0%	N/A	61.0%	0.0%		0	0	0	0	17.1	0	0	3.6	17.0	N/A

See last page of table for notes

TABLE A-1
SOIL VAPOR SAMPLING - TEDLAR SAMPLING DATA

Reading Location		Shroud	Tedlar Bag 1		Shroud	Tedlar Bag 2											Tedlar Bag 3
Instrument		Dielectric		Landtec	Dilectric		FID	PID	Multi-gas				Landtec				Dielectric
Port ID	Date	Helium in Shroud Before	Helium Before	CH4 (%)	Helium in Shroud After	Helium After	FID (ppm)	PID (ppm)	CO (ppm)	H2S (ppm)	LEL (%)	O2 (%)	CH4 (%)	LEL (%)	CO2 (%)	O2 (%)	Direct Port Reading After
VMP-18-8.5	06/18/10	47.8%	0.0%	.	34.8%	0.0%		0.3	4	0	6	12.6			OVR		N/A
	09/07/10	63.7%	0.0%		63.7%	0.1%	-8.10	0.0	0	0	0	0.0	0.0	0	11.2	12.4	N/A
	11/19/10	55.2%	0.0%		67.2%	0.1%	4.33	3.1	4	0	9	10.4	0.3	6	9.9	10.6	N/A
	02/09/11	61.3%	0.0%	N/A	42.9%	0.0%	195.70	0.9	0	0	0	14.6	0.1	2	7.1	15.4	N/A
	04/07/11	58.1%	0.1%	N/A	61.3%	0.4%	14.00	1.0	0	0	0	13.4	0.0	0	6.4	13.1	N/A
	07/28/11	54.2%	0.0%	N/A	70.7%	0.0%	0.0	5.6	0.0	0.0	0.0	8.0	0.0	0.0	8.3	12.5	N/A
	11/07/11	51.4%	0.0%	N/A	52.8%	0.0%		0	0	0	0	13.3	0	0	8.2	13.3	N/A
VMP-19-5	06/18/10	46.8%	0.0%		11.8%	0.0%		0.3	10	0	0	12.6			OVR		N/A
	09/01/10	52.0%	0.0%		58.6%	1.1%	22.80	1.1	2	0	0	0.0	0.7	12	10.7	8.5	N/A
	11/15/10	57.4%	0.0%		63.4%	0.03%	-0.12	0.0	0	0	8	11.0	0.0	0	8.6	4.4	N/A
	02/09/11	57.5%	0.3%	N/A	42.5%	0.4%	553.80	1.3	0	0	3	15.5	0.1	1	6.9	16.4	N/A
	04/07/11	52.3%	0.0%	N/A	68.0%	0.2%		0.2	0	0	0	15.0	0.2	3	5.3	15.4	N/A
	08/09/11	57.1%	0.0%	N/A	59.3%	0.32%		5	23	0	0	10.8	0	1	9.8	10.3	N/A
	11/08/11	75.8%	0.0%	N/A	54.7%	0.0%	0.0	0.3	0.0	0.0	0.0	14.3	0.0	0.0	6.5	14.3	N/A
VMP-20-5	03/14/11	53.4%	0.0%	N/A	60.9%	0.0%	0.00	2.1	10	0	0	7.0	0.0	0	10.3	7.6	N/A
	04/15/11	52.0%	0.0%	N/A	80.0%	0.0%		0.2	8	0	0	5.4	0.0	0	8.7	8.9	N/A
	07/25/11	52.4%	0.0%	N/A	51.0%	0.0%	0.00	0.4	0.0	0.0	0.0	3.5	0.0	0.0	14.9	6.9	N/A
	11/01/11	70.0%	0.0%	N/A	58.4%	0.0%		0.6	0.0	0.0	0.0	18.5	0.0	0.0	8.3	13.6	N/A
VMP-20-10	03/14/11	52.1%	0.0%	N/A	36.4%	0.0%	0.00	0.7	0	0	0	8.0	0.0	0	9.4	7.0	N/A
	04/15/11	56.0%	0.0%	N/A	94.3%	0.0%		5.0	2	0	0	5.4	0.0	0	8.4	8.5	N/A
	07/25/11	56.2%	0.0%	N/A	51.6%	0.0%	0.00	2.6	0.0	0.0	0.0	2.6	0.1	0.0	8.2	7.0	N/A
	11/01/11	68.9%	0.0%	N/A	51.1%	0.0%		0.6	0	0	0	15.4	0.0	0	8.6	9.6	N/A
VMP-20-25	03/14/11	52.0%	0.0%	N/A	38.5%	0.0%	0.00	1.4	0	0	0	2.2	0.0	0	10.0	2.2	N/A
	04/15/11	52.0%	0.0%	N/A	60.4%	0.0%		2.5	3	0	3	0.0	0.1	1	10.5	2.1	N/A
	07/26/11	51.8%	0.1%	N/A	39.8%	0.0%	4200	113.9	4.0	0.0	7.0	0.0	1.0	20.0	8.6	1.0	N/A
	11/01/11	51.5%	0.0%	N/A	53.0%	0.0%		0.5	0	0	0	5.6	0	0	9.3	2.2	N/A
VMP-20-39.5	03/14/11	NS	NS	NS	NS	NS	NS	NS	NS	NS	NS	NS	NS	NS	NS	NS	NS
	04/15/11	NS	NS	NS	NS	NS	NS	NS	NS	NS	NS	NS	NS	NS	NS	NS	NS
	07/26/11	NS	NS	NS	NS	NS	NS	NS	NS	NS	NS	NS	NS	NS	NS	NS	NS
	11/01/11	NS	NS	NS	NS	NS	NS	NS	NS	NS	NS	NS	NS	NS	NS	NS	NS
VMP-21-5	02/09/11	73.4%	0.0%	N/A	53.8%	1.9%	11780.00	273	0	0	30	9.1	43.4	>>>	6.5	9.2	N/A
	04/13/11	70.1%	0.0%	N/A	52.8%	0.2%	0.00	0.9	0	0	0	16.7	0.0	0	1.9	16.9	N/A
	07/25/11	55.4%	0.0%	N/A	49.7%	0.0%	0.00	3.7	0	0	0	2.	0.0	0	14.5	7.1	N/A
	11/01/11	77.6%	0.0%	N/A	47.8%	0.0%		0.6	0	0	0	18.3	0.0	0	4.5	17.1	N/A
VMP-21-10	02/10/11	64.5%	0.0%	N/A	59.5%	0.0%	8350.00	533	9	0	27	8.1	24.9	>>>	7.5	8.7	N/A
	04/13/11	65.2%	0.0%	N/A	57.7%	0.4%	263.00	40.2	0	0	0	8.2	0.1	3	6.7	8.3	N/A
	07/25/11	55.0%	0.0%	N/A	49.2%	0.3%	0.00	3.7	0.0	0.0	0.0	2.6	0.0	0.0	7.5	8.1	N/A
	11/01/11	60.7%	0.0%	N/A	50.1%	0.0%		0.6	0	0	0	14.8	0.0	0	8.0	12.7	N/A
VMP-21-25	02/10/11	50.7%	0.0%	N/A	54.5%	0.0%	48340.00	227	35	1	OVR	0.4	>>>	>>>	7.0	0.2	N/A
	04/14/11	55.0%	0.0%	N/A	66.0%	0.2%	102000.00	459.0	61	11	18	0.0	>>>	>>>	6.3	0.5	N/A
	07/26/11	61.6%	0.0%	N/A	59.2%	0.4%	102000.00	398.5	138	3	73	0.0	>>>	>>>	6.2	0.1	N/A
	11/01/11	65.7%	0.0%	N/A	64.7%	0.0%		348.4	17	4	11	0.6	3.3	67	9.3	0.3	N/A

See last page of table for notes

TABLE A-1
SOIL VAPOR SAMPLING - TEDLAR SAMPLING DATA

Reading Location		Shroud	Tedlar Bag 1		Shroud	Tedlar Bag 2											Tedlar Bag 3
Instrument		Dielectric		Landtec	Dilectric		FID	PID	Multi-gas				Landtec				Dielectric
Port ID	Date	Helium in Shroud Before	Helium Before	CH4 (%)	Helium in Shroud After	Helium After	FID (ppm)	PID (ppm)	CO (ppm)	H2S (ppm)	LEL (%)	O2 (%)	CH4 (%)	LEL (%)	CO2 (%)	O2 (%)	Direct Port Reading After
VMP-21-33	02/10/11	51.9%	0.0%	N/A	51.2%	0.4%	63640.00	434	42	7	OVR	0.4	>>>	>>>	4.9	5.2	N/A
	04/14/11	59.9%	0.0%	N/A	59.9%	0.9%	98820.00	385.0	8	15	36	0.0	>>>	>>>	6	0.8	N/A
	07/26/11	NS	NS	NS	NS	NS	NS	NS	NS	NS	NS	NS	NS	NS	NS	NS	NS
	11/01/11	53.4%	0.0%	N/A	51.1%	0.0%		259.7	0	0	5	3.4	1.5	31	7.9	0.1	N/A
VMP-22-5	02/11/11	53.4%	0.0%	0.1%	52.4%	0.0%	105.10	26.4	2	0	0	7.3	0.0	0	9.0	6.5	N/A
	04/18/11	57.0%	0.0%	N/A	58.1%	0.0%	0.00	0.0	0	0	0	7.9	0.1	0	6.8	11.1	N/A
	07/26/11	55.5%	0.0%	N/A	65.0%	0.0%	0.0	3.1	7	0	2	8.1	0	0	7.6	11.9	N/A
	11/01/11	69.4%	0.0%	N/A	50.7%	0.0%		0.7	0	0	0	19.4	0	0	2.7	18.4	N/A
VMP-22-10	02/11/11	52.1%	0.0%	0.1%	80.2%	0.0%	40.60	17.6	0	0	0	4.5	0.1	2	10.6	4.8	N/A
	04/18/11	51.0%	0.0%	N/A	49.5%	0.0%	0.00	0.0	0	0	0	6.4	0.0	2	8.4	6.8	N/A
	07/26/11	54.5%	0.0%	N/A	39.2%	0.0%	2.90	2.7	8	0	0	0.0	0.0	0	10.5	4.5	N/A
	11/01/11	62.2%	0.0%	N/A	56.5%	0.0%	0.0	0.6	0	0	0	18.5	0	0	5.9	15	N/A
VMP-22-18	02/11/11	52.0%	0.0%	30.2%	44.3%	0.0%	17430.00	326	2	1	54	0.9	31.5	>>>	12.0	0.0	N/A
	04/18/11	51.0%	0.0%	N/A	44.3%	0.0%	29430.00	258	3	6	24	0.0	21.7	>>>	10.7	0.3	N/A
	07/26/11	56.2%	0.0%	N/A	55.7%	0.0%	15800.00	205.8	27	3	24	0.0	11.5	>>>	10.5	0.8	N/A
	11/01/11	71.4%	0.0%	N/A	60.0%	0.0%		0.8	0	0	0	2.2	0	0	14.5	1.1	N/A
VMP-22-38	02/11/11	NS	NS	NS	NS	NS	NS	NS	NS	NS	NS	NS	NS	NS	NS	NS	NS
	04/18/11	55.0%	0.0%	N/A	50.0%	0.0%	60850.00	290	0	9	OVR	0.0	>>>	>>>	10.8	0.3	N/A
	07/26/11	NS	NS	NS	NS	NS	NS	NS	NS	NS	NS	NS	NS	NS	NS	NS	NS
	11/01/11	NS	NS	NS	NS	NS	NS	NS	NS	NS	NS	NS	NS	NS	NS	NS	NS
VMP-23-5	02/15/11	62.3%	0.0%	N/A	80.3%	0.7%	7.00	0.5	0	0	0	18.4	18.6	11	0.3	19.9	N/A
	04/21/11	60.0%	0.0%	N/A	52.3%	0.0%	0.00	0.7	23	0	0	14.7	0.0	2	5.5	15.1	N/A
	07/27/11	62.8%	0.0%	N/A	53.7%	0.0%	0.0	4.9	2	0	0	5.3	0.0	0	8.8	9.2	N/A
	11/02/11	61.4%	0.0%	N/A	55.6%	0.1%	0.0	1.1	0	0	0	17.5	0	0	3.1	16.6	N/A
VMP-23-10	02/15/11	52.0%	0.0%	N/A	55.1%	0.0%	0.00	0.4	0	0	0	10.0	13.1	>>>	2.3	19.0	N/A
	04/21/11	52.3%	0.0%	N/A	58.2%	0.0%	0.00	1.2	16	0	0	11.8	0.2	6	6.5	12.1	N/A
	07/27/11	66.8%	0.0%	N/A	49.8%	0.0%	0.0	2.9	21	0	0	0.0	0.0	0	9.5	6.3	N/A
	11/02/11	71.0%	0.0%	N/A	59.8%	0.0%	0.0	1.2	0	0	0	11.6	0	0	7.3	10.1	N/A
VMP-23-25	02/15/11	54.5%	0.0%	N/A	51.9%	0.0%	0.00	1.2	0	0	0	2.1	0.0	1	14.9	0.6	N/A
	04/21/11	58.2%	0.0%	N/A	53.6%	0.0%	0.00	0.6	13	0	0	2.2	0.2	0	13.7	2.4	N/A
	07/27/11	58.7%	0.0%	N/A	45.2%	0.0%	6.6	4.4	22	0	0	0.0	0.0	0	11.9	1.3	N/A
	11/02/11	59.3%	0.0%	N/A	53.6%	0.0%		0.6	0	0	0	8.2	0	0	12.6	2.6	N/A
VMP-23-40	02/15/11	NS	NS	NS	NS	NS	NS	NS	NS	NS	NS	NS	NS	NS	NS	NS	NS
	04/21/11	NS	NS	NS	NS	NS	NS	NS	NS	NS	NS	NS	NS	NS	NS	NS	NS
	07/27/11	NS	NS	NS	NS	NS	NS	NS	NS	NS	NS	NS	NS	NS	NS	NS	NS
	11/02/11	NS	NS	NS	NS	NS	NS	NS	NS	NS	NS	NS	NS	NS	NS	NS	NS
VMP-24-5	02/16/11	50.9%	0.0%	N/A	50.5%	0.0%	0.00	0.9	3	0	0	16.0	0.0	0	6.9	13.9	N/A
	04/08/11	53.5%	0.0%	N/A	53.1%	0.1%	41.70	0.7	0	0	0	15.0	0.0	0	4.9	15.9	N/A
	07/28/11	73.3%	0.0%	N/A	73.3%	0.0%	0.0	4.2	0.0	0.0	0.0	13.5	0.0	0.0	7.7	15.6	N/A
	11/02/11	75.6%	0.0%	N/A	52.4%	0.0%	0.0	1.0	0	0	0	14.2	0	0	8.7	12.8	N/A

See last page of table for notes

TABLE A-1
SOIL VAPOR SAMPLING - TEDLAR SAMPLING DATA

Reading Location		Shroud	Tedlar Bag 1		Shroud	Tedlar Bag 2											Tedlar Bag 3
Instrument		Dielectric		Landtec	Dilectric		FID	PID	Multi-gas				Landtec				Dielectric
Port ID	Date	Helium in Shroud Before	Helium Before	CH4 (%)	Helium in Shroud After	Helium After	FID (ppm)	PID (ppm)	CO (ppm)	H2S (ppm)	LEL (%)	O2 (%)	CH4 (%)	LEL (%)	CO2 (%)	O2 (%)	Direct Port Reading After
VMP-24-10	02/17/11	51.0%	0.0%	N/A	59.5%	0.0%	0.00	0.3	0	0	0	20.9	0.0	0	0.0	19.9	N/A
	04/11/11	55.5%	0.0%	N/A	77.0%	0.0%	32.43	0.7	0	0	0	13.9	0.0	0	7.1	13.8	N/A
	07/28/11	63.1%	0.0%	N/A	50.7%	0.0%	0.0	5.2	0.0	0.0	0.0	8.6	0.0	0.0	0.1	22.6	N/A
	11/02/11	70.7%	0.0%	N/A	48.9%	0.0%	0.0	0.8	0	0	0	13.8	0	0	9.5	12.3	N/A
VMP-24-22	02/17/11	52.5%	0.0%	N/A	50.5%	0.0%	0.00	0.9	4	0	0	11.9	0.0	2	10.3	10.6	N/A
	04/11/11	67.8%	0.0%	N/A	67.8%	0.0%	47.30	0.3	0	0	3	11.9	0.0	0	8.8	10.8	N/A
	07/28/11	52.0%	0.0%	N/A	42.6%	0.0%	0.0	4.3	0.0	0.0	0.0	8.4	0.0	0.0	9.7	12.4	N/A
	11/06/11	52.5%	0.0%	N/A	50.5%	0.0%		.2	0	0	0	18.3	0.0	0	10.1	11.8	N/A
VMP-24-34	02/17/11	52.2%	0.0%	N/A	60.1%	0.0%	0.00	1.9	30	0	0	10.9	0.2	3	10.6	10.5	N/A
	04/11/11	70.9%	0.0%	N/A	74.4%	0.0%	40.50	0.1	0	0	2	11.1	0.0	0	9.2	11.0	N/A
	07/28/11	52.6%	0.0%	N/A	38.1%	0.0%	0.0	5.8	2.0	0.0	0.0	8.1	0.0	0.0	9.7	12.5	N/A
	11/06/11	66.1%	0.0%	N/A	60.2%	0.0%		.2	0	0	0	15.0	0.0	0.0	8.6	12.9	N/A
VMP-25-5	03/15/11	55.9%	0.0%	N/A	53.4%	0.0%	159.00	88.2	0	0	0	2.0	0.0	0	5.0	1.8	N/A
	04/08/11	75.0%	0.0%	N/A	51.9%	0.0%	95.00	1.9	0	0	3	0.9	0.1	2	7.5	1.0	N/A
	08/09/11	66.0%	0.0%	0%	45.2%	0.0%	27900.00	2.4	4	0	0	16.8	0	0.0	16	2.8	N/A
	11/17/11	63.9%	0.0%	N/A			12.5	0.4	0.0	0.0	0.0	7.2	0.0	0.0	3.4	11.4	N/A
VMP-25-9.5	03/15/11	NS	NS	NS	NS	NS	NS	NS	NS	NS	NS	NS	NS	NS	NS	NS	NS
	04/08/11	NS	NS	NS	NS	NS	NS	NS	NS	NS	NS	NS	NS	NS	NS	NS	NS
	08/09/11	NS	NS	NS	NS	NS	NS	NS	NS	NS	NS	NS	NS	NS	NS	NS	NS
	11/17/11	NS	NS	NS	NS	NS	NS	NS	NS	NS	NS	NS	NS	NS	NS	NS	NS
VMP-25-21	03/15/11	59.6%	8.2%	>>>	38.3%	8.9%	OVR	268.3	182	39	OVR	0.2	>>>	>>>	15.3	0.6	8.6%
	04/08/11	72.4%	4.1%	>>>	54.3%	4.6%	632000.00	150	OVR	54	OVR	0.8	>>>	>>>	14.4	0.8	N/A
	08/09/11	58.3%	11.4%	OVR	56.9%	10.2%	OVR	175.9	605	68	OVR	0	OVR	OVR	14.9	1	N/A
	11/17/11	60.3%	3.6%	OVR	50.7%	4.6%	OVR	125.2	380	0.0	OVR	0.0	OVR	OVR	14.4	1.1	N/A
VMP-25-31	03/15/11	NS	NS	NS	NS	NS	NS	NS	NS	NS	NS	NS	NS	NS	NS	NS	NS
	04/08/11	NS	NS	NS	NS	NS	NS	NS	NS	NS	NS	NS	NS	NS	NS	NS	NS
	08/09/11	NS	NS	NS	NS	NS	NS	NS	NS	NS	NS	NS	NS	NS	NS	NS	NS
	11/17/11	NS	NS	NS	NS	NS	NS	NS	NS	NS	NS	NS	NS	NS	NS	NS	NS

Notes:

1. November 2009 Sampling and the June 2010 Supplemental utilized a MuitiRAE IR for CO2 readings. Any CO2 over 5% resulted in a "OVR" reading. No direct CH4 or secondary LEL and 02 readings were collected.

2. Flame ionization detection (FID) was not used during the November 2009 Sampling or the June 2010 Supplemental.
3. OVR is used to indicate a reading over range for the FID or MultiRAE.
4. The Landtec landfill gas analyzer displays ">>>" for any results calculated higher than 99.9% for an individual reading.
5. N/A is used to indicate that a reading was not collected because it was unnecessary (i.e., a direct port for helium if the helium leak check was successful).
6. NS is used to indicate that a reading was not collected because the port could not be sampled.
7. FID readings were taken with a TVA-1000. Due to oxygen concentrations less than 16% a dilution tip was used when analyzing samples. The dilution tip introduced ambient air in a 10:1 ration with the sample, which required the sample readings to be multiplied by 10 to get the actual reading. The FID readings in this spreadsheet illustrate the actual FID values that were represented in each sample.

Soil Vapor Monitoring - Tedlar Bag Sampling Data Quarter: 4Q11

Reading Location				Shroud	Tedlar Bag 1		Shroud	Tedlar Bag 2											Tedlar Bag 3
Instrument				Dielectric		Landtec	Dielectric		FID	PID	MultiRAE				Landtec				Dielectric
Date	Color	Port ID	Type	Helium in Shroud Before (%)	Helium Before (%)	CH4 (%)	Helium in Shroud After (%)	Helium After (%)	FID (ppm)	PID (ppm)	CO (ppm)	H2S (ppm)	LEL (%)	O2 (%)	CH4 (%)	LEL (%)	CO2 (%)	O2 (%)	Direct Port Reading After (Helium, %)
11/3/2011	y	**VMP-1-5**	P	50.3	0	N/A	52.7	0	27400	216.5	0	0	42	6.5	43.1	>>>	11.6	0.4	N/A
11/3/2011	b	**VMP-1-8.5**	P	52.9	0	N/A	53.5	0	42200	206.6	0	0	60	4.8	>>>	>>>	12.1	0.4	N/A
11/3/2011	g	**VMP-1-23.5**	P	62.6	1.25	>>>	50.1	1.52	121000	144.1	0	1	OVR	4.8	>>>	>>>	10.6	0.3	N/A
11/3/2011	r	**VMP-1-38.5**	P																
11/4/2011	y	**VMP-2-5**	P	58.5	0	N/A	51.6	0	0.0	0.0	0	0	0	18.0	0	0	6.4	9.6	N/A
11/4/2011	b	**VMP-2-8.5**	P	54.1	0	N/A	52.4	0	75	23.9	0	0	0	12.2	0	0	11	3.1	N/A
11/4/2011	g	**VMP-2-22**	P	53.4	0	N/A	53.8	0	75000	136.6	62	2	75	1.0	23.8	>>>	11.9	0.3	N/A
11/4/2011	r	**VMP-2-42**	P																
11/4/2011	y	**VMP-3-5**	P	55.2	0	N/A	54.9	0.32	0.0	0.4	0	0	0	16.6	0	0	3.3	16.4	N/A
11/4/2011	y	**VMP-3-5**	D	55.2	0	N/A	54.9	0.32	0.0	0.4	0	0	0	16.6	0	0	3.3	16.4	N/A
11/4/2011	w	**VMP-3-10**	P	52.6	0	N/A	52.9	0	67.9	5.8	0	0	0	5.1	0	0	5.8	5.5	N/A
11/4/2011	b	**VMP-3-22**	P	53.2	0	N/A	53.8	0	75.9	3.7	0.0	0.0	0.0	18.2	0.0	0.0	1.8	18.2	N/A
11/4/2011	g	**VMP-3-31.5**	P	50.3	7.5	>>>	60.5	6.9	OVR	230.9	961	5	100	2.1	>>>	>>>	5.4	2.5	N/A
11/4/2011	r	**VMP-3-39**	P																
11/9/2011	y	**VMP-4-5**	P	71	0	N/A	55.6	0.15		0.3	0	0	0	20.9	0	0	0.1	21.5	N/A
11/9/2011	b	**VMP-4-12**	P	63.5	8.0	2.2	57.8	3.0		300.6	7	0	9	6.0	2.3	46	8.9	5.6	N/A
	g	**VMP-4-23.5**																	
	r	**VMP-4-39**																	

Soil Vapor Monitoring - Tedlar Bag Sampling Data Quarter: 4Q11

Reading Location				Shroud	Tedlar Bag 1		Shroud	Tedlar Bag 2											Tedlar Bag 3
Instrument				Dielectric		Landtec	Dielectric		FID	PID	MultiRAE				Landtec				Dielectric
Date	Color	Port ID	Type	Helium in Shroud Before (%)	Helium Before (%)	CH4 (%)	Helium in Shroud After (%)	Helium After (%)	FID (ppm)	PID (ppm)	CO (ppm)	H2S (ppm)	LEL (%)	O2 (%)	CH4 (%)	LEL (%)	CO2 (%)	O2 (%)	Direct Port Reading After (Helium, %)
	y	VMP-5-5																	
	b	VMP-5-12.5																	
	g	VMP-5-31																	
	r	VMP-5-40																	
	y	VMP-6-5																	
	b	VMP-6-10																	
	g	VMP-6-31.5																	
	r	VMP-6-39																	
	y	VMP-7-5																	
	b	VMP-7-13.5																	
	g	VMP-7-29.5																	
	r	VMP-7-38																	
11/3/2011	y	VMP-8-5	P	67.1	0	N/A	60	0.1	4.35	0.2	0	0	0	18.6	0	0	1.2	16.4	N/A
11/3/2011	b	VMP-8-9.5	P	51.8	0	N/A	55.2	0	3.90	0.3	0	0	0	18.6	0	0	7.2	13.7	N/A
11/6/2011	g	VMP-8-23.5	P	74.5	0	N/A	70.2	0	0.0	.3	0	0	0	13.6	0	0	8.7	12.6	N/A
11/6/2011	r	VMP-8-35.5	P																
11/4/2011	y	VMP-9-5	P	53.8	0	N/A	53.8	0	0.0	0.5	0	0	0	18.4	0	0	3.8	16.7	N/A
11/4/2011	b	VMP-9-11.5	P	57.1	0	N/A	51.7	0	0.0	0.7	0	0	0	14.9	0	0	10	9.8	N/A

Soil Vapor Monitoring - Tedlar Bag Sampling Data Quarter: 4Q11

Reading Location				Shroud	Tedlar Bag 1		Shroud	Tedlar Bag 2											Tedlar Bag 3
Instrument				Dielectric		Landtec	Dielectric		FID	PID	MultiRAE				Landtec				Dielectric
Date	Color	Port ID	Type	Helium in Shroud Before (%)	Helium Before (%)	CH4 (%)	Helium in Shroud After (%)	Helium After (%)	FID (ppm)	PID (ppm)	CO (ppm)	H2S (ppm)	LEL (%)	O2 (%)	CH4 (%)	LEL (%)	CO2 (%)	O2 (%)	Direct Port Reading After (Helium, %)
11/4/2011	g	**VMP-9-25.5**	P	60.7	0	N/A	50.2	0	12900	165.8	0	3	22	0.8	2.0	40	15.5	0.2	N/A
11/4/2011	g	**VMP-9-25.5**	D	60.7	0	N/A	50.2	0	12900	165.8	0	3	22	0.8	2.0	40	15.5	0.2	N/A
11/4/2011	r	**VMP-9-38.5**	P																
11/4/2011	y	**VMP-10-5**	P	56.0	0	N/A	52	0	0.0	0.6	0	0	0	18.7	0	0	3.1	17	N/A
11/4/2011	b	**VMP-10-10**	P	57.8	0	N/A	60	0	0.0	0.7	0	0	0	17.6	0	0	4.4	15.8	N/A
11/4/2011	b	**VMP-10-10**	D	57.8	0	N/A	60	0	0.0	0.7	0	0	0	17.6	0	0	4.4	15.8	N/A
11/4/2011	g	**VMP-10-20**	P	62.1	0	N/A	63.8	0	0.0	0.6	0	0	0	16	0	0	6.2	14.2	N/A
11/4/2011	r	**VMP-10-30**	P																
	y	**VMP-11-5**																	
	b	**VMP-11-8**																	
	g	**VMP-11-29**																	
	r	**VMP-11-38**																	
	y	**VMP-12-5**																	
	b	**VMP-12-11.5**																	
	g	**VMP-12-25**																	
	r	**VMP-12-39**																	
	y	**VMP-13-5**																	
	b	**VMP-13-10.5**																	

Soil Vapor Monitoring - Tedlar Bag Sampling Data Quarter: 4Q11

Reading Location				Shroud	Tedlar Bag 1		Shroud	Tedlar Bag 2											Tedlar Bag 3
Instrument				Dielectric		Landtec	Dielectric		FID	PID	MultiRAE				Landtec				Dielectric
Date	Color	Port ID	Type	Helium in Shroud Before (%)	Helium Before (%)	CH4 (%)	Helium in Shroud After (%)	Helium After (%)	FID (ppm)	PID (ppm)	CO (ppm)	H2S (ppm)	LEL (%)	O2 (%)	CH4 (%)	LEL (%)	CO2 (%)	O2 (%)	Direct Port Reading After (Helium, %)
	g	**VMP-13-21.5**																	
	r	**VMP-13-29.5**																	
	y	**VMP-14-5**																	
	b	**VMP-14-11.5**																	
	g	**VMP-14-20**																	
	r	**VMP-14-29**																	
	y	**VMP-15-5**																	
	b	**VMP-15-21.5**																	
	g	**VMP-15-25.5**																	
	r	**VMP-15-29**																	
	y	**VMP-16-5**																	
	b	**VMP-16-13.5**																	
	g	**VMP-16-19**																	
	r	**VMP-16-31**																	
11/7/2011	y	**VMP-17-5**	P	60.7	0	N/A	61.0	0	51	0	0	0	0	17.1	0	0	3.6	17.0	N/A
11/7/2011	w	**VMP-18-8.5**	P	51.4	0	N/A	52.8	0	0.0	0	0	0	0	13.3	0	0	8.2	13.3	N/A
11/8/2011	y	**VMP-19-5**	P	75.8	0	N/A	54.7	0.0	0.0	0.3	0.0	0.0	0.0	14.3	0.0	0.0	6.5	14.3	
11/1/2011	y	**VMP-20-5**	P	70.0	0.0	N/A	58.4	0	0.0	0.6	0.0	0.0	0.0	18.5	0.0	0.0	8.3	13.6	N/A

Soil Vapor Monitoring - Tedlar Bag Sampling Data Quarter: 4Q11

Reading Location				Shroud	Tedlar Bag 1		Shroud	Tedlar Bag 2											Tedlar Bag 3
Instrument				Dielectric		Landtec	Dielectric		FID	PID	MultiRAE				Landtec				Dielectric
Date	Color	Port ID	Type	Helium in Shroud Before (%)	Helium Before (%)	CH4 (%)	Helium in Shroud After (%)	Helium After (%)	FID (ppm)	PID (ppm)	CO (ppm)	H2S (ppm)	LEL (%)	O2 (%)	CH4 (%)	LEL (%)	CO2 (%)	O2 (%)	Direct Port Reading After (Helium, %)
11/1/2011	b	**VMP-20-10**	P	68.9	0	N/A	51.1	0	0.0	0.6	0	0	0	15.4	0.0	0	8.6	9.6	N/A
11/1/2011	g	**VMP-20-25**	P	51.5	0	N/A	53.0	0	0.0	0.5	0	0	0	5.6	0	0	9.3	2.2	N/A
11/1/2011	r	**VMP-20-39.5**	P																
11/1/2011	y	**VMP-21-5**	P	77.6	0	N/A	47.8	0	0.0	0.6	0	0	0	18.3	0.0	0	4.5	17.1	N/A
11/1/2011	b	**VMP-21-10**	P	60.7	0	N/A	50.1	0	0.0	0.6	0	0	0	14.8	0.0	0	8.0	12.7	N/A
11/1/2011	g	**VMP-21-25**	P	65.7	0	N/A	64.7	0	2840	348.4	17	4	11	0.6	3.3	67	9.3	0.3	N/A
11/1/2011	r	**VMP-21-33**	P	53.4	0	N/A	51.1	0	3850	259.7	0	0	5	3.4	1.5	31	7.9	0.1	
11/1/2011	y	**VMP-22-5**	P	69.4	0	N/A	50.7	0	0.0	0.7	0	0	0	19.4	0	0	2.7	18.4	N/A
11/1/2011	b	**VMP-22-10**	P	62.2	0	N/A	56.5	0	0.0	0.6	0	0	0	18.5	0	0	5.9	15	N/A
11/1/2011	g	**VMP-22-18**	P	71.4	0	N/A	60.0	0	0.0	0.8	0	0	0	2.2	0	0	14.5	1.1	N/A
11/1/2011	r	**VMP-22-38**	P																
11/2/2011	y	**VMP-23-5**	P	61.4	0	N/A	55.6	0.1	0.0	1.1	0	0	0	17.5	0	0	3.1	16.6	N/A
11/2/2011	b	**VMP-23-10**	P	71	0	N/A	59.8	0	0.0	1.2	0	0	0	11.6	0	0	7.3	10.1	N/A
11/2/2011	g	**VMP-23-25**	P	59.3	0	N/A	53.6	0	0.0	0.6	0	0	0	8.2	0	0	12.6	2.6	N/A
11/2/2011	r	**VMP-23-40**	P																
11/2/2011	y	**VMP-24-5**	P	75.6	0	N/A	52.4	0	0.0	1.0	0	0	0	14.2	0	0	8.7	12.8	N/A
11/2/2011	y	**VMP-24-5**	D	75.6	0	N/A	52.4	0	0.0	1.0	0	0	0	14.2	0	0	8.7	12.8	N/A
11/2/2011	b	**VMP-24-10**	P	70.7	0	N/A	48.9	0	0.0	0.8	0	0	0	13.8	0	0	9.5	12.3	N/A

Soil Vapor Monitoring - Tedlar Bag Sampling Data Quarter: 4Q11

Reading Location				Shroud	Tedlar Bag 1		Shroud	Tedlar Bag 2											Tedlar Bag 3
Instrument				Dielectric		Landtec	Dielectric		FID	PID	MultiRAE				Landtec				Dielectric
Date	Color	Port ID	Type	Helium in Shroud Before (%)	Helium Before (%)	CH4 (%)	Helium in Shroud After (%)	Helium After (%)	FID (ppm)	PID (ppm)	CO (ppm)	H2S (ppm)	LEL (%)	O2 (%)	CH4 (%)	LEL (%)	CO2 (%)	O2 (%)	Direct Port Reading After (Helium, %)
11/6/2011	g	**VMP-24-22**	P	52.5	0	N/A	50.5	0	0.0	.2	0	0	0	18.3	0.0	0	10.1	11.8	N/A
11/6/2011	r	**VMP-24-34**	P	66.1	0	N/A	60.2	0	0.0	.2	0	0	0	15.0	0.0	0.0	8.6	12.9	N/A
	y	**VMP-25-5**																	
	b	**VMP-25-9.5**																	
	g	**VMP-25-21**																	
	r	**VMP-25-31**																	

Soil Vapor Monitoring - Tedlar Bag Sampling Data Quarter: 4Q11

Reading Location				Shroud	Tedlar Bag 1		Shroud	Tedlar Bag 2											Tedlar Bag 3
Instrument				Dielectric		Landtec	Dielectric		FID	PID	MultiRAE				Landtec				Dielectric
Date	Color	Port ID	Type	Helium in Shroud Before (%)	Helium Before (%)	CH4 (%)	Helium in Shroud After (%)	Helium After (%)	FID (ppm)	PID (ppm)	CO (ppm)	H2S (ppm)	LEL (%)	O2 (%)	CH4 (%)	LEL (%)	CO2 (%)	O2 (%)	Direct Port Reading After (Helium, %)
	y	VMP-1-5																	
	b	VMP-1-8.5																	
	g	VMP-1-23.5																	
	r	VMP-1-38.5																	
	y	VMP-2-5																	
	b	VMP-2-8.5																	
	g	VMP-2-22																	
	r	VMP-2-42																	
	y	VMP-3-5																	
	w	VMP-3-10																	
	b	VMP-3-22																	
	g	VMP-3-31.5																	
	r	VMP-3-39																	
	y	VMP-4-5																	
	b	VMP-4-12																	
11/9/2011	g	VMP-4-23.5	P	51.0	4.5	OVR	55.8		OVR	309	280	34	OVR	1.6	OVR	OVR	6.7	1.6	
	r	VMP-4-39																	
11/11/2011	y	VMP-5-5	P	52.4	0	N/A	58.4	0	0.0	3.9	0.0	0.0	0.0	4.3	0.0	0.0	14.2	4.4	

Soil Vapor Monitoring - Tedlar Bag Sampling Data Quarter: 4Q11

Reading Location				Shroud	Tedlar Bag 1		Shroud	Tedlar Bag 2											Tedlar Bag 3
Instrument				Dielectric		Landtec	Dielectric		FID	PID	MultiRAE				Landtec				Dielectric
Date	Color	Port ID	Type	Helium in Shroud Before (%)	Helium Before (%)	CH4 (%)	Helium in Shroud After (%)	Helium After (%)	FID (ppm)	PID (ppm)	CO (ppm)	H2S (ppm)	LEL (%)	O2 (%)	CH4 (%)	LEL (%)	CO2 (%)	O2 (%)	Direct Port Reading After (Helium, %)
11/11/2011	b	**VMP-5-12.5**	P	53.0	0	N/A	56.5	0	0.0	1.0	0.0	0.0	0.0	3.5	0.0	0.0	14.7	3.8	
11/11/2011	g	**VMP-5-31**	P	52.0	0	N/A	58.8	0	350000	200.5	66	32	OVR	0.5	OVR	OVR	9.3	0.9	
	r	**VMP-5-40**																	
11/9/2011	y	**VMP-6-5**	P	51.8	0.1	0.0	59.5	2.7	0.0	0.0	0.0	0.0	0.0	16.2	0.0	0.0	3.6	16.9	
11/9/2011	b	**VMP-6-10**	P	54.8	0	N/A	52.6	0.0	0.35	0.3	0.0	0.0	0.0	7.9	0.0	0.0	10.1	7.9	
11/9/2011	g	**VMP-6-31.5**	P	55.1	0.0	N/A	54.1	0	88200	281.8	411	29	OVR	0.0	OVR	OVR	13.7	0.4	
	r	**VMP-6-39**																	
11/10/2011	y	**VMP-7-5**	P	52.1	0	N/A	50.3	0	0.0	0.4	0.0	0.0	0.0	5.6	0.0	0.0	13.3	5.5	
11/10/2011	y	**VMP-7-5**	D	52.1	0	N/A	50.3	0	0.0	0.4	0.0	0.0	0.0	5.6	0.0	0.0	13.3	5.5	
11/10/2011	b	**VMP-7-13.5**	P	62.1	0	N/A	66.2	0	0.0	0.8	0.0	0.0	0.0	2.2	0.0	0.0	16.0	2.2	
11/11/2011	g	**VMP-7-29.5**	P	52.0	0	N/A	70.1	0	23400	409.7	0.0	8.0	16.0	0.4	29.9	OVR	16.3	0.8	
	r	**VMP-7-38**																	
	y	**VMP-8-5**																	
	b	**VMP-8-9.5**																	
	g	**VMP-8-23.5**																	
	r	**VMP-8-35.5**																	
	y	**VMP-9-5**																	
	b	**VMP-9-11.5**																	

Soil Vapor Monitoring - Tedlar Bag Sampling Data Quarter: 4Q11

Reading Location				Shroud	Tedlar Bag 1		Shroud	Tedlar Bag 2											Tedlar Bag 3
Instrument				Dielectric		Landtec	Dielectric		FID	PID	MultiRAE				Landtec				Dielectric
Date	Color	Port ID	Type	Helium in Shroud Before (%)	Helium Before (%)	CH4 (%)	Helium in Shroud After (%)	Helium After (%)	FID (ppm)	PID (ppm)	CO (ppm)	H2S (ppm)	LEL (%)	O2 (%)	CH4 (%)	LEL (%)	CO2 (%)	O2 (%)	Direct Port Reading After (Helium, %)
	g	**VMP-9-25.5**																	
	r	**VMP-9-38.5**																	
	y	**VMP-10-5**																	
	b	**VMP-10-10**																	
	g	**VMP-10-20**																	
	r	**VMP-10-30**																	
11/11/2011	y	**VMP-11-5**	P	53.2	0	N/A	67.0	0	0.0	1.1	0.0	0.0	0.0	7.5	0.0	0.0	11.1	8.0	
11/14/2011	b	**VMP-11-8**	P	54.2	0	N/A	62.1	0	0.95	0.4	0.0	0.0	0.0	3.7	0.0	0.0	10.5	8.2	
11/14/2011	g	**VMP-11-29**	P	54.3	0	N/A	62.8	0	0.0	0.6	0.0	0.0	0.0	0.0	0.0	0.0	14.9	1.5	
	r	**VMP-11-38**																	
11/16/2011	y	**VMP-12-5**	P	78.1	0	N/A	61.5	0	20.0	8.9	0.0	0.0	0.0	14.0	0.0	0.0	8.2	16.3	
11/16/2011	b	**VMP-12-11.5**	P	71.5	0	N/A	56.5	0.2	27100	36.2	0.0	0.0	51	1.1	3.0	61.0	11.0	6.4	
11/16/2011	g	**VMP-12-25**	P	82.5	11.2	OVR	57.8	0.4	OVR	140	104	0.0	OVR	0.0	OVR	OVR	12.7	0.6	
	r	**VMP-12-39**																	
11/14/2011	y	**VMP-13-5**	P	54.5	0	N/A	60.3	0	1.65	0.6	0.0	0.0	0.0	8.0	0.0	0.0	6.3	11.6	
11/14/2011	b	**VMP-13-10.5**	P	56.4	0	N/A	60.5	0	0.0	0.5	0.0	0.0	0.0	4.9	0.0	0.0	7.6	9.3	
11/14/2011	g	**VMP-13-21.5**	P	56.8	0	N/A	64.7	0	12900	293.5	0.0	0.0	20.0	0.0	1.2	24.0	11.8	0.8	
11/14/2011	g	**VMP-13-21.5**	D	56.8	0	N/A	64.7	0	12900	293.5	0.0	0.0	20.0	0.0	1.2	24.0	11.8	0.8	

Soil Vapor Monitoring - Tedlar Bag Sampling Data Quarter: 4Q11

Reading Location				Shroud	Tedlar Bag 1		Shroud	Tedlar Bag 2											Tedlar Bag 3
Instrument				Dielectric		Landtec	Dielectric		FID	PID	MultiRAE				Landtec				Dielectric
Date	Color	Port ID	Type	Helium in Shroud Before (%)	Helium Before (%)	CH4 (%)	Helium in Shroud After (%)	Helium After (%)	FID (ppm)	PID (ppm)	CO (ppm)	H2S (ppm)	LEL (%)	O2 (%)	CH4 (%)	LEL (%)	CO2 (%)	O2 (%)	Direct Port Reading After (Helium, %)
	r	**VMP-13-29.5**																	
11/14/2011	y	**VMP-14-5**	P	61.1	0	N/A	62.7	0	0.0	0.9	0.0	0.0	0.0	12.7	0.0	0.0	8.2	15.1	
11/15/2011	b	**VMP-14-11.5**	P	75.8	1	>>>	60.1	0.6	42000	103.2	15	0.0	66	0.0	9.2	>>>	14.2	2.2	
11/15/2011	g	**VMP-14-20**	P	85.2	4.5	>>>	61.1	3.8	425000	297	240	0.0	OVR	0.0	OVR	OVR	17.1	1.3	
	r	**VMP-14-29**																	
11/15/2011	y	**VMP-15-5**	P	82.0	0	N/A	55.4	0	0.0	1.6	0.0	0.0	0.0	2.6	0.0	0.0	11.4	7.3	
11/15/2011	b	**VMP-15-21.5**	P	56.2	0.4	6.5	72.7	0.6	41500	106.2	3.0	0.0	15.0	0.0	6.9	OVR	16.5	0.7	
11/15/2011	g	**VMP-15-25.5**	P	59.2	3.2	0.6	51.5	5.8		80.7	0.0	0.0	13	6.5	0.6	13	7.1	10.6	
	r	**VMP-15-29**																	
11/16/2011	y	**VMP-16-5**	P																
	b	**VMP-16-13.5**																	
	g	**VMP-16-19**																	
	r	**VMP-16-31**																	
	y	**VMP-17-5**																	
	w	**VMP-18-8.5**																	
	y	**VMP-19-5**																	
	y	**VMP-20-5**																	
	b	**VMP-20-10**																	

Soil Vapor Monitoring - Tedlar Bag Sampling Data Quarter: 4Q11

Reading Location				Shroud	Tedlar Bag 1		Shroud	Tedlar Bag 2											Tedlar Bag 3
Instrument				Dielectric		Landtec	Dielectric		FID	PID	MultiRAE				Landtec				Dielectric
Date	Color	Port ID	Type	Helium in Shroud Before (%)	Helium Before (%)	CH4 (%)	Helium in Shroud After (%)	Helium After (%)	FID (ppm)	PID (ppm)	CO (ppm)	H2S (ppm)	LEL (%)	O2 (%)	CH4 (%)	LEL (%)	CO2 (%)	O2 (%)	Direct Port Reading After (Helium, %)
	g	VMP-20-25																	
	r	VMP-20-39.5																	
	y	VMP-21-5																	
	b	VMP-21-10																	
	g	VMP-21-25																	
	r	VMP-21-33																	
	y	VMP-22-5																	
	b	VMP-22-10																	
	g	VMP-22-18																	
	r	VMP-22-38																	
	y	VMP-23-5																	
	b	VMP-23-10																	
	g	VMP-23-25																	
	r	VMP-23-40																	
	y	VMP-24-5																	
	b	VMP-24-10																	
	g	VMP-24-22																	
	r	VMP-24-34																	

Soil Vapor Monitoring - Tedlar Bag Sampling Data Quarter: 4Q11

Reading Location				Shroud	Tedlar Bag 1		Shroud	Tedlar Bag 2											Tedlar Bag 3
Instrument				Dielectric		Landtec	Dielectric		FID	PID	MultiRAE				Landtec				Dielectric
Date	Color	Port ID	Type	Helium in Shroud Before (%)	Helium Before (%)	CH4 (%)	Helium in Shroud After (%)	Helium After (%)	FID (ppm)	PID (ppm)	CO (ppm)	H2S (ppm)	LEL (%)	O2 (%)	CH4 (%)	LEL (%)	CO2 (%)	O2 (%)	Direct Port Reading After (Helium, %)
11/17/2011	y	**VMP-25-5**	P	63.9	0	N/A			12.5	0.4	0.0	0.0	0.0	7.2	0.0	0.0	3.4	11.4	
11/17/2011	b	**VMP-25-9.5**	P																
11/17/2011	g	**VMP-25-21**	P	60.3	3.6	OVR	50.7	4.6	OVR	125.2	380	0.0	OVR	0.0	OVR	OVR	14.4	1.1	
11/17/2011	g	**VMP-25-21**	D	60.3	3.6	OVR	50.7	4.6	OVR	125.2	380	0.0	OVR	0.0	OVR	OVR	14.4	1.1	
11/17/2011	r	**VMP-25-31**	P																

Roxana Soil Vapor Quarterly – 4th Quarter 2011 Data Review

Laboratory SDG: 1111100A, B

Data Reviewer: Melissa Mansker

Peer Reviewer: Elizabeth Kunkel

Date Reviewed: 12/5/2011

Guidance: USEPA National Functional Guidelines for Superfund Organic Methods Data Review 2008

Sample Identification	Sample Identification
VMP-8-5-110311	VMP-8-9.5-110311
VMP-1-5-110311	VMP-1-8.5-110311

1.0 Data Package Completeness

Were all items delivered as specified in the QAPP and COC as appropriate?

Yes

2.0 Laboratory Case Narrative \ Cooler Receipt Form

Were problems noted in the laboratory case narrative or cooler receipt form?

Yes, the laboratory case narrative indicated samples VMP-1-5-110311 and VMP-1-8.5 were diluted due to high levels of target analytes. Although not indicated in the laboratory case narrative, analytes were detected in the method blank. TO-15 LCS recoveries were outside evaluation criteria. These issues are addressed further in the appropriate sections below.

No issues or discrepancies were indicated in the cooler receipt form.

3.0 Holding Times

Were samples extracted/analyzed within applicable limits?

Yes

4.0 Blank Contamination

Were any analytes detected in the Method Blanks, Field Blanks or Trip Blanks?

Yes

Blank ID	Parameter	Analyte	Concentration/ Amount
1111100A-05A	TO-15	Ethanol	0.58 ppbv / 1.1 µg/m^3
1111100A-05A	TO-15	Mehtyl tert-butyl ether	0.21 ppbv / 0.73 µg/m^3
1111100A-05A	TO-15	1,3-Dichlorobenzene	0.071 ppbv / 0.43 µg/m^3
1111100A-05A	TO-15	1,4-Dichlorobenzene	0.087 ppbv / 0.52 µg/m^3
1111100A-05B	TO-15	Ethanol	0.46 ppbv / 0.88 µg/m^3
1111100A-05B	TO-15	4-Ethyltoluene	0.072 ppbv / 0.35 µg/m^3
1111100A-05B	TO-15	1,3,5-Trimethylbenzene	0.075 ppbv / 0.37 µg/m^3

Blank ID	Parameter	Analyte	Concentration/ Amount
1111100A-05B	TO-15	1,2,4-Trimethylbenzene	0.15 ppbv / 0.72 µg/m^3
1111100A-05B	TO-15	1,3-Dichlorobenzene	0.18 ppbv / 1.1 µg/m^3
1111100A-05B	TO-15	1,4-Dichlorobenzene	0.21 ppbv / 1.2 µg/m^3
1111100A-05B	TO-15	alpha-Chlorotoluene	0.14 ppbv / 0.71 µg/m^3
1111100A-05B	TO-15	1,2-Dichlorobenzene	0.21 ppbv / 1.3 µg/m^3
1111100A-05B	TO-15	1,2,4-Trichlorobenzene	0.51 ppbv / 3.8 µg/m^3
1111100B-05A	Natural gases	Nitrogen	0.059%

Qualifications due to blank contamination are included in the table below. Analytical data that were reported non-detect or at concentrations greater than five times (5X) the associated blank concentration did not require qualification.

Sample ID	Parameter	Analyte	New Reporting Limit (RL)	Qualification
VMP-8-5-110311	TO-15	Methylene chloride	-	**U**
VMP-8-9.5-110311	TO-15	Methylene chloride	-	**U**

5.0 Laboratory Control Sample

Were LCS recoveries within evaluation criteria?

No

LCS ID	Parameter	Analyte	LCS/LCSD Recovery	LCS/LCSD Criteria
1111100A-07B/BB	TO-15	Freon 11	**69**/70	70-130

Analytical data that required qualification based on LCS data are included in the table below.

Field ID	Parameter	Analyte	Qualification
VMP-1-5-110311	TO-15	Freon 11	**UJ**
VMP-1-8.5-110311	TO-15	Freon 11	**UJ**

6.0 Surrogate Recoveries

Were surrogate recoveries within evaluation criteria?

Yes

7.0 Matrix Spike and Matrix Spike Duplicate Recoveries

Were MS/MSD samples analyzed as part of this SDG?

MS/MSD samples are not applicable for vapor samples, due to the inability to spike the samples.

8.0 Laboratory Duplicate Results

Were laboratory duplicate samples collected as part of this SDG?

No

9.0 Field Duplicate Results

Were field duplicate samples collected as part of this SDG?

No

10.0 Sample Dilutions

For samples that were diluted and nondetect, were undiluted results also reported?

Not applicable; analytes were detected in samples that were diluted.

11.0 Additional Qualifications

Were additional qualifications applied?

No

Air Toxics LTD.
Laboratory Services Since 1989

11/20/2011
Mr. Jeff Adams
URS Corporation
1001 Highlands Plaza Dr. West
Suite 300
St. Louis MO 63110

Project Name: Roxana Soil Vapor
Project #: 21562593.00010
Workorder #: 1111100A

Dear Mr. Jeff Adams

The following report includes the data for the above referenced project for sample(s) received on 11/5/2011 at Air Toxics Ltd.

The data and associated QC analyzed by Modified TO-15 are compliant with the project requirements or laboratory criteria with the exception of the deviations noted in the attached case narrative.

Thank you for choosing Air Toxics Ltd. for your air analysis needs. Air Toxics Ltd. is committed to providing accurate data of the highest quality. Please feel free to contact the Project Manager: Kelly Buettner at 916-985-1000 if you have any questions regarding the data in this report.

Regards,

Kelly Buettner

Kelly Buettner
Project Manager

Reviewed on 12/5/2011

180 BLUE RAVINE ROAD, SUITE B FOLSOM, CA - 95630
(916) 985-1000 .FAX (916) 985-1020
Hours 6:30 A.M to 5:30 PST

Air Toxics LTD.
Laboratory Services Since 1989

WORK ORDER #: 1111100A

Work Order Summary

CLIENT:	Mr. Jeff Adams URS Corporation 1001 Highlands Plaza Dr. West Suite 300 St. Louis, MO 63110	**BILL TO:**	Accounts Payable Austin URS Corporation P.O. BOX 203970 Austin, TX 78720-1088
PHONE:	314-429-0100	**P.O. #**	
FAX:		**PROJECT #**	21562593.00010 Roxana Soil Vapor
DATE RECEIVED:	11/05/2011	**CONTACT:**	Kelly Buettner
DATE COMPLETED:	11/20/2011		

FRACTION #	NAME	TEST	RECEIPT VAC./PRES.	FINAL PRESSURE
01A	VMP-8-5-110311	Modified TO-15	6.5 "Hg	5 psi
02A	VMP-8-9.5-110311	Modified TO-15	6.0 "Hg	5 psi
03A	VMP-1-5-110311	Modified TO-15	7.0 "Hg	5 psi
04A	VMP-1-8.5-110311	Modified TO-15	5.0 "Hg	5 psi
05A	Lab Blank	Modified TO-15	NA	NA
05B	Lab Blank	Modified TO-15	NA	NA
06A	CCV	Modified TO-15	NA	NA
06B	CCV	Modified TO-15	NA	NA
07A	LCS	Modified TO-15	NA	NA
07AA	LCSD	Modified TO-15	NA	NA
07B	LCS	Modified TO-15	NA	NA
07BB	LCSD	Modified TO-15	NA	NA

CERTIFIED BY: Linda J. Freeman DATE: 11/20/11

Laboratory Director

Certfication numbcrs: AZ Licensure AZ0719, CA NELAP - 02110CA, LA NELAP - 02089, NY NELAP - 11291, TX NELAP - T104704434-11-3, UT NELAP -CA009332011-1, WA NELAP - C935
Name of Accrediting Agency: NELAP/Florida Department of Health, Scope of Application: Clean Air Act, Accreditation number: E87680, Effective date: 07/01/11 , Expiration date: 06/30/12.
Air Toxics Ltd. certifies that the test results contained in this report meet all requirements of the NELAC standards

This report shall not be reproduced, except in full, without the written approval of Air Toxics Ltd.

180 BLUE RAVINE ROAD, SUITE B FOLSOM, CA - 95630
(916) 985-1000 . (800) 985-5955 . FAX (916) 985-1020

Air Toxics LTD.
Laboratory Services Since 1989

LABORATORY NARRATIVE
EPA Method TO-15
URS Corporation
Workorder# 1111100A

Four 1 Liter Summa Canister samples were received on November 05, 2011. The laboratory performed analysis via EPA Method TO-15 using GC/MS in the full scan mode.

This workorder was independently validated prior to submittal using 'USEPA National Functional Guidelines' as generally applied to the analysis of volatile organic compounds in air. A rules-based, logic driven, independent validation engine was employed to assess completeness, evaluate pass/fail of relevant project quality control requirements and verification of all quantified amounts.

Receiving Notes

There were no receiving discrepancies.

Analytical Notes

As per project specific client request the laboratory has reported estimated values for target compound hits that are below the Reporting Limit but greater than the Method Detection Limit. Concentrations that are below the level at which the canister was certified (0.2 ppbv for compounds reported at 0.5 ppbv and 0.8 ppbv for compounds reported at 2.0 ppbv) may be false positives.

Dilution was performed on samples VMP-1-5-110311 and VMP-1-8.5-110311 due to the presence of high level target species.

All Quality Control Limit exceedences and affected sample results are noted by flags. Each flag is defined at the bottom of this Case Narrative and on each Sample Result Summary page.

The reported results for Acetone in all of the samples may be biased high due to co-elution with a non target compound with similar characteristic ions. Both the primary and secondary ions for Acetone exhibited potential interference.

Definition of Data Qualifying Flags

Eight qualifiers may have been used on the data analysis sheets and indicates as follows:

B - Compound present in laboratory blank greater than reporting limit (background subtraction not performed).
J - Estimated value.
E - Exceeds instrument calibration range.
S - Saturated peak.
Q - Exceeds quality control limits.
U - Compound analyzed for but not detected above the reporting limit.
UJ- Non-detected compound associated with low bias in the CCV and/or LCS.
N - The identification is based on presumptive evidence.

File extensions may have been used on the data analysis sheets and indicates

as follows:
a-File was requantified
b-File was quantified by a second column and detector
r1-File was requantified for the purpose of reissue

Air Toxics LTD.
Laboratory Services Since 1989

Summary of Detected Compounds
EPA METHOD TO-15 GC/MS FULL SCAN

Client Sample ID: VMP-8-5-110311

Lab ID#: 1111100A-01A

Compound	Rpt. Limit (ppbv)	Amount (ppbv)	Rpt. Limit (ug/m3)	Amount (ug/m3)
Freon 12	0.86	0.49 J	4.2	2.4 J
Freon 11	0.86	0.21 J	4.8	1.2 J
Ethanol	3.4	28	6.4	52
Acetone	3.4	16	8.1	37
2-Propanol	3.4	5.7	8.4	14
Carbon Disulfide	3.4	0.72 J	11	2.2 J
Methylene Chloride	0.86	~~0.30 J~~ U	3.0	~~1.0 J~~ U
Hexane	0.86	0.93	3.0	3.3
2-Butanone (Methyl Ethyl Ketone)	3.4	0.91 J	10	2.7 J
Tetrahydrofuran	0.86	0.22 J	2.5	0.65 J
2,2,4-Trimethylpentane	0.86	0.52 J	4.0	2.4 J
Benzene	0.86	2.2	2.7	7.2
Heptane	0.86	0.64 J	3.5	2.6 J
4-Methyl-2-pentanone	0.86	3.6	3.5	15
Toluene	0.86	6.2	3.2	23
2-Hexanone	3.4	0.15 J	14	0.60 J
Ethyl Benzene	0.86	0.76 J	3.7	3.3 J
m,p-Xylene	0.86	1.8	3.7	7.6
o-Xylene	0.86	0.34 J	3.7	1.5 J
Cumene	0.86	0.57 J	4.2	2.8 J
4-Ethyltoluene	0.86	0.10 J	4.2	0.52 J
1,2,4-Trimethylbenzene	0.86	0.16 J	4.2	0.78 J
Butane	3.4	2.4 J	8.1	5.7 J
Isopentane	3.4	5.8	10	17

Client Sample ID: VMP-8-9.5-110311

Lab ID#: 1111100A-02A

Compound	Rpt. Limit (ppbv)	Amount (ppbv)	Rpt. Limit (ug/m3)	Amount (ug/m3)
Freon 12	0.84	0.39 J	4.2	1.9 J
Freon 11	0.84	0.21 J	4.7	1.2 J

Air Toxics LTD.
Laboratory Services Since 1989

Summary of Detected Compounds
EPA METHOD TO-15 GC/MS FULL SCAN

Client Sample ID: VMP-8-9.5-110311

Lab ID#: 1111100A-02A

Ethanol	3.4	16	6.3	29
Acetone	3.4	8.8	8.0	21
2-Propanol	3.4	3.7	8.2	9.1
Carbon Disulfide	3.4	0.98 J	10	3.0 J
Methylene Chloride	0.84	~~0.22 J~~ U	2.9	~~0.75 J~~ U
Hexane	0.84	0.51 J	3.0	1.8 J
2-Butanone (Methyl Ethyl Ketone)	3.4	0.68 J	9.9	2.0 J
Tetrahydrofuran	0.84	0.25 J	2.5	0.73 J
2,2,4-Trimethylpentane	0.84	0.48 J	3.9	2.2 J
Benzene	0.84	1.6	2.7	5.3
Heptane	0.84	0.51 J	3.4	2.1 J
1,4-Dioxane	3.4	1.2 J	12	4.5 J
4-Methyl-2-pentanone	0.84	2.2	3.4	8.8
Toluene	0.84	6.2	3.2	23
2-Hexanone	3.4	0.091 J	14	0.37 J
Ethyl Benzene	0.84	1.0	3.6	4.4
m,p-Xylene	0.84	2.9	3.6	12
o-Xylene	0.84	0.62 J	3.6	2.7 J
Cumene	0.84	0.28 J	4.1	1.4 J
Propylbenzene	0.84	0.13 J	4.1	0.63 J
4-Ethyltoluene	0.84	0.23 J	4.1	1.1 J
1,3,5-Trimethylbenzene	0.84	0.12 J	4.1	0.57 J
1,2,4-Trimethylbenzene	0.84	0.52 J	4.1	2.5 J
Butane	3.4	2.4 J	8.0	5.8 J
Isopentane	3.4	3.8	9.9	11

Client Sample ID: VMP-1-5-110311

Lab ID#: 1111100A-03A

Compound	Rpt. Limit (ppbv)	Amount (ppbv)	Rpt. Limit (ug/m3)	Amount (ug/m3)
Acetone	14000	48000	33000	110000
Methylene Chloride	3500	840 J	12000	2900 J
Hexane	3500	3700	12000	13000

Air Toxics LTD.
Laboratory Services Since 1989

Summary of Detected Compounds
EPA METHOD TO-15 GC/MS FULL SCAN

Client Sample ID: VMP-1-5-110311

Lab ID#: 1111100A-03A

2-Butanone (Methyl Ethyl Ketone)	14000	1000 J	41000	3100 J
Cyclohexane	3500	1400 J	12000	4800 J
2,2,4-Trimethylpentane	3500	54000	16000	250000
Butane	14000	830000	33000	2000000
Isopentane	14000	710000	41000	2100000

Client Sample ID: VMP-1-8.5-110311

Lab ID#: 1111100A-04A

Compound	Rpt. Limit (ppbv)	Amount (ppbv)	Rpt. Limit (ug/m3)	Amount (ug/m3)
Acetone	32000	100000	76000	240000
Carbon Disulfide	32000	2300 J	100000	7300 J
Hexane	8000	10000	28000	36000
Cyclohexane	8000	3100 J	28000	11000 J
2,2,4-Trimethylpentane	8000	100000	38000	480000
Butane	32000	2000000	76000	4800000
Isopentane	32000	1500000	95000	4500000

Air Toxics LTD.
Laboratory Services Since 1989

Client Sample ID: VMP-8-5-110311

Lab ID#: 1111100A-01A

EPA METHOD TO-15 GC/MS FULL SCAN

File Name:	2110719	Date of Collection:	11/3/11 10:06:00 AM
Dil. Factor:	1.71	Date of Analysis:	11/7/11 07:38 PM

Compound	Rpt. Limit (ppbv)	Amount (ppbv)	Rpt. Limit (ug/m3)	Amount (ug/m3)
Freon 12	0.86	0.49 J	4.2	2.4 J
Freon 114	0.86	Not Detected	6.0	Not Detected
Chloromethane	3.4	Not Detected	7.1	Not Detected
Vinyl Chloride	0.86	Not Detected	2.2	Not Detected
1,3-Butadiene	0.86	Not Detected	1.9	Not Detected
Bromomethane	0.86	Not Detected	3.3	Not Detected
Chloroethane	3.4	Not Detected	9.0	Not Detected
Freon 11	0.86	0.21 J	4.8	1.2 J
Ethanol	3.4	28	6.4	52
Freon 113	0.86	Not Detected	6.6	Not Detected
1,1-Dichloroethene	0.86	Not Detected	3.4	Not Detected
Acetone	3.4	16	8.1	37
2-Propanol	3.4	5.7	8.4	14
Carbon Disulfide	3.4	0.72 J	11	2.2 J
3-Chloropropene	3.4	Not Detected	11	Not Detected
Methylene Chloride	0.86	~~0.30 J~~ U	3.0	~~1.0 J~~ U
Methyl tert-butyl ether	0.86	Not Detected	3.1	Not Detected
trans-1,2-Dichloroethene	0.86	Not Detected	3.4	Not Detected
Hexane	0.86	0.93	3.0	3.3
1,1-Dichloroethane	0.86	Not Detected	3.5	Not Detected
2-Butanone (Methyl Ethyl Ketone)	3.4	0.91 J	10	2.7 J
cis-1,2-Dichloroethene	0.86	Not Detected	3.4	Not Detected
Tetrahydrofuran	0.86	0.22 J	2.5	0.65 J
Chloroform	0.86	Not Detected	4.2	Not Detected
1,1,1-Trichloroethane	0.86	Not Detected	4.7	Not Detected
Cyclohexane	0.86	Not Detected	2.9	Not Detected
Carbon Tetrachloride	0.86	Not Detected	5.4	Not Detected
2,2,4-Trimethylpentane	0.86	0.52 J	4.0	2.4 J
Benzene	0.86	2.2	2.7	7.2
1,2-Dichloroethane	0.86	Not Detected	3.5	Not Detected
Heptane	0.86	0.64 J	3.5	2.6 J
Trichloroethene	0.86	Not Detected	4.6	Not Detected
1,2-Dichloropropane	0.86	Not Detected	4.0	Not Detected
1,4-Dioxane	3.4	Not Detected	12	Not Detected
Bromodichloromethane	0.86	Not Detected	5.7	Not Detected
cis-1,3-Dichloropropene	0.86	Not Detected	3.9	Not Detected
4-Methyl-2-pentanone	0.86	3.6	3.5	15
Toluene	0.86	6.2	3.2	23
trans-1,3-Dichloropropene	0.86	Not Detected	3.9	Not Detected
1,1,2-Trichloroethane	0.86	Not Detected	4.7	Not Detected
Tetrachloroethene	0.86	Not Detected	5.8	Not Detected

Air Toxics LTD.
Laboratory Services Since 1989

Client Sample ID: VMP-8-5-110311

Lab ID#: 1111100A-01A

EPA METHOD TO-15 GC/MS FULL SCAN

File Name:	**2110719**	**Date of Collection:**	**11/3/11 10:06:00 AM**
Dil. Factor:	**1.71**	**Date of Analysis:**	**11/7/11 07:38 PM**

Compound	Rpt. Limit (ppbv)	Amount (ppbv)	Rpt. Limit (ug/m3)	Amount (ug/m3)
2-Hexanone	3.4	0.15 J	14	0.60 J
Dibromochloromethane	0.86	Not Detected	7.3	Not Detected
1,2-Dibromoethane (EDB)	0.86	Not Detected	6.6	Not Detected
Chlorobenzene	0.86	Not Detected	3.9	Not Detected
Ethyl Benzene	0.86	0.76 J	3.7	3.3 J
m,p-Xylene	0.86	1.8	3.7	7.6
o-Xylene	0.86	0.34 J	3.7	1.5 J
Styrene	0.86	Not Detected	3.6	Not Detected
Bromoform	0.86	Not Detected	8.8	Not Detected
Cumene	0.86	0.57 J	4.2	2.8 J
1,1,2,2-Tetrachloroethane	0.86	Not Detected	5.9	Not Detected
Propylbenzene	0.86	Not Detected	4.2	Not Detected
4-Ethyltoluene	0.86	0.10 J	4.2	0.52 J
1,3,5-Trimethylbenzene	0.86	Not Detected	4.2	Not Detected
1,2,4-Trimethylbenzene	0.86	0.16 J	4.2	0.78 J
1,3-Dichlorobenzene	0.86	Not Detected	5.1	Not Detected
1,4-Dichlorobenzene	0.86	Not Detected	5.1	Not Detected
alpha-Chlorotoluene	0.86	Not Detected	4.4	Not Detected
1,2-Dichlorobenzene	0.86	Not Detected	5.1	Not Detected
1,2,4-Trichlorobenzene	3.4	Not Detected	25	Not Detected
Hexachlorobutadiene	3.4	Not Detected	36	Not Detected
Butane	3.4	2.4 J	8.1	5.7 J
Isopentane	3.4	5.8	10	17

J = Estimated value.

Container Type: 1 Liter Summa Canister

Surrogates	%Recovery	Method Limits
Toluene-d8	106	70-130
1,2-Dichloroethane-d4	100	70-130
4-Bromofluorobenzene	98	70-130

Air Toxics LTD.
Laboratory Services Since 1989

Client Sample ID: VMP-8-9.5-110311

Lab ID#: 1111100A-02A

EPA METHOD TO-15 GC/MS FULL SCAN

File Name:	**2110720**	**Date of Collection:**	**11/3/11 11:10:00 AM**
Dil. Factor:	**1.68**	**Date of Analysis:**	**11/7/11 08:21 PM**

Compound	Rpt. Limit (ppbv)	Amount (ppbv)	Rpt. Limit (ug/m3)	Amount (ug/m3)
Freon 12	0.84	0.39 J	4.2	1.9 J
Freon 114	0.84	Not Detected	5.9	Not Detected
Chloromethane	3.4	Not Detected	6.9	Not Detected
Vinyl Chloride	0.84	Not Detected	2.1	Not Detected
1,3-Butadiene	0.84	Not Detected	1.8	Not Detected
Bromomethane	0.84	Not Detected	3.3	Not Detected
Chloroethane	3.4	Not Detected	8.9	Not Detected
Freon 11	0.84	0.21 J	4.7	1.2 J
Ethanol	3.4	16	6.3	29
Freon 113	0.84	Not Detected	6.4	Not Detected
1,1-Dichloroethene	0.84	Not Detected	3.3	Not Detected
Acetone	3.4	8.8	8.0	21
2-Propanol	3.4	3.7	8.2	9.1
Carbon Disulfide	3.4	0.98 J	10	3.0 J
3-Chloropropene	3.4	Not Detected	10	Not Detected
Methylene Chloride	0.84	~~0.22 J~~ U	2.9	~~0.75 J~~ U
Methyl tert-butyl ether	0.84	Not Detected	3.0	Not Detected
trans-1,2-Dichloroethene	0.84	Not Detected	3.3	Not Detected
Hexane	0.84	0.51 J	3.0	1.8 J
1,1-Dichloroethane	0.84	Not Detected	3.4	Not Detected
2-Butanone (Methyl Ethyl Ketone)	3.4	0.68 J	9.9	2.0 J
cis-1,2-Dichloroethene	0.84	Not Detected	3.3	Not Detected
Tetrahydrofuran	0.84	0.25 J	2.5	0.73 J
Chloroform	0.84	Not Detected	4.1	Not Detected
1,1,1-Trichloroethane	0.84	Not Detected	4.6	Not Detected
Cyclohexane	0.84	Not Detected	2.9	Not Detected
Carbon Tetrachloride	0.84	Not Detected	5.3	Not Detected
2,2,4-Trimethylpentane	0.84	0.48 J	3.9	2.2 J
Benzene	0.84	1.6	2.7	5.3
1,2-Dichloroethane	0.84	Not Detected	3.4	Not Detected
Heptane	0.84	0.51 J	3.4	2.1 J
Trichloroethene	0.84	Not Detected	4.5	Not Detected
1,2-Dichloropropane	0.84	Not Detected	3.9	Not Detected
1,4-Dioxane	3.4	1.2 J	12	4.5 J
Bromodichloromethane	0.84	Not Detected	5.6	Not Detected
cis-1,3-Dichloropropene	0.84	Not Detected	3.8	Not Detected
4-Methyl-2-pentanone	0.84	2.2	3.4	8.8
Toluene	0.84	6.2	3.2	23
trans-1,3-Dichloropropene	0.84	Not Detected	3.8	Not Detected
1,1,2-Trichloroethane	0.84	Not Detected	4.6	Not Detected
Tetrachloroethene	0.84	Not Detected	5.7	Not Detected

Air Toxics LTD.
Laboratory Services Since 1989

Client Sample ID: VMP-8-9.5-110311

Lab ID#: 11I1100A-02A

EPA METHOD TO-15 GC/MS FULL SCAN

File Name:	**2110720**	**Date of Collection:**	**11/3/11 11:10:00 AM**
Dil. Factor:	**1.68**	**Date of Analysis:**	**11/7/11 08:21 PM**

Compound	Rpt. Limit (ppbv)	Amount (ppbv)	Rpt. Limit (ug/m3)	Amount (ug/m3)
2-Hexanone	3.4	0.091 J	14	0.37 J
Dibromochloromethane	0.84	Not Detected	7.2	Not Detected
1,2-Dibromoethane (EDB)	0.84	Not Detected	6.4	Not Detected
Chlorobenzene	0.84	Not Detected	3.9	Not Detected
Ethyl Benzene	0.84	1.0	3.6	4.4
m,p-Xylene	0.84	2.9	3.6	12
o-Xylene	0.84	0.62 J	3.6	2.7 J
Styrene	0.84	Not Detected	3.6	Not Detected
Bromoform	0.84	Not Detected	8.7	Not Detected
Cumene	0.84	0.28 J	4.1	1.4 J
1,1,2,2-Tetrachloroethane	0.84	Not Detected	5.8	Not Detected
Propylbenzene	0.84	0.13 J	4.1	0.63 J
4-Ethyltoluene	0.84	0.23 J	4.1	1.1 J
1,3,5-Trimethylbenzene	0.84	0.12 J	4.1	0.57 J
1,2,4-Trimethylbenzene	0.84	0.52 J	4.1	2.5 J
1,3-Dichlorobenzene	0.84	Not Detected	5.0	Not Detected
1,4-Dichlorobenzene	0.84	Not Detected	5.0	Not Detected
alpha-Chlorotoluene	0.84	Not Detected	4.3	Not Detected
1,2-Dichlorobenzene	0.84	Not Detected	5.0	Not Detected
1,2,4-Trichlorobenzene	3.4	Not Detected	25	Not Detected
Hexachlorobutadiene	3.4	Not Detected	36	Not Detected
Butane	3.4	2.4 J	8.0	5.8 J
Isopentane	3.4	3.8	9.9	11

J = Estimated value.

Container Type: 1 Liter Summa Canister

Surrogates	%Recovery	Method Limits
Toluene-d8	105	70-130
1,2-Dichloroethane-d4	102	70-130
4-Bromofluorobenzene	99	70-130

Air Toxics LTD.
Laboratory Services Since 1989

Client Sample ID: VMP-1-5-110311

Lab ID#: 1111100A-03A

EPA METHOD TO-15 GC/MS FULL SCAN

File Name:	**2111017**	**Date of Collection:**	**11/3/11 2:14:00 PM**
Dil. Factor:	**7000**	**Date of Analysis:**	**11/11/11 11:50 AM**

Compound	Rpt. Limit (ppbv)	Amount (ppbv)	Rpt. Limit (ug/m3)	Amount (ug/m3)
Freon 12	3500	Not Detected	17000	Not Detected
Freon 114	3500	Not Detected	24000	Not Detected
Chloromethane	14000	Not Detected	29000	Not Detected
Vinyl Chloride	3500	Not Detected	8900	Not Detected
1,3-Butadiene	3500	Not Detected	7700	Not Detected
Bromomethane	3500	Not Detected	14000	Not Detected
Chloroethane	14000	Not Detected	37000	Not Detected
Freon 11	3500	Not Detected UJ	20000	Not Detected UJ
Ethanol	14000	Not Detected	26000	Not Detected
Freon 113	3500	Not Detected	27000	Not Detected
1,1-Dichloroethene	3500	Not Detected	14000	Not Detected
Acetone	14000	48000	33000	110000
2-Propanol	14000	Not Detected	34000	Not Detected
Carbon Disulfide	14000	Not Detected	44000	Not Detected
3-Chloropropene	14000	Not Detected	44000	Not Detected
Methylene Chloride	3500	840 J	12000	2900 J
Methyl tert-butyl ether	3500	Not Detected	13000	Not Detected
trans-1,2-Dichloroethene	3500	Not Detected	14000	Not Detected
Hexane	3500	3700	12000	13000
1,1-Dichloroethane	3500	Not Detected	14000	Not Detected
2-Butanone (Methyl Ethyl Ketone)	14000	1000 J	41000	3100 J
cis-1,2-Dichloroethene	3500	Not Detected	14000	Not Detected
Tetrahydrofuran	3500	Not Detected	10000	Not Detected
Chloroform	3500	Not Detected	17000	Not Detected
1,1,1-Trichloroethane	3500	Not Detected	19000	Not Detected
Cyclohexane	3500	1400 J	12000	4800 J
Carbon Tetrachloride	3500	Not Detected	22000	Not Detected
2,2,4-Trimethylpentane	3500	54000	16000	250000
Benzene	3500	Not Detected	11000	Not Detected
1,2-Dichloroethane	3500	Not Detected	14000	Not Detected
Heptane	3500	Not Detected	14000	Not Detected
Trichloroethene	3500	Not Detected	19000	Not Detected
1,2-Dichloropropane	3500	Not Detected	16000	Not Detected
1,4-Dioxane	14000	Not Detected	50000	Not Detected
Bromodichloromethane	3500	Not Detected	23000	Not Detected
cis-1,3-Dichloropropene	3500	Not Detected	16000	Not Detected
4-Methyl-2-pentanone	3500	Not Detected	14000	Not Detected
Toluene	3500	Not Detected	13000	Not Detected
trans-1,3-Dichloropropene	3500	Not Detected	16000	Not Detected
1,1,2-Trichloroethane	3500	Not Detected	19000	Not Detected
Tetrachloroethene	3500	Not Detected	24000	Not Detected

Air Toxics LTD.
Laboratory Services Since 1989

Client Sample ID: VMP-1-5-110311

Lab ID#: 1111100A-03A

EPA METHOD TO-15 GC/MS FULL SCAN

File Name:	**2111017**	**Date of Collection:**	**11/3/11 2:14:00 PM**
Dil. Factor:	**7000**	**Date of Analysis:**	**11/11/11 11:50 AM**

Compound	Rpt. Limit (ppbv)	Amount (ppbv)	Rpt. Limit (ug/m3)	Amount (ug/m3)
2-Hexanone	14000	Not Detected	57000	Not Detected
Dibromochloromethane	3500	Not Detected	30000	Not Detected
1,2-Dibromoethane (EDB)	3500	Not Detected	27000	Not Detected
Chlorobenzene	3500	Not Detected	16000	Not Detected
Ethyl Benzene	3500	Not Detected	15000	Not Detected
m,p-Xylene	3500	Not Detected	15000	Not Detected
o-Xylene	3500	Not Detected	15000	Not Detected
Styrene	3500	Not Detected	15000	Not Detected
Bromoform	3500	Not Detected	36000	Not Detected
Cumene	3500	Not Detected	17000	Not Detected
1,1,2,2-Tetrachloroethane	3500	Not Detected	24000	Not Detected
Propylbenzene	3500	Not Detected	17000	Not Detected
4-Ethyltoluene	3500	Not Detected	17000	Not Detected
1,3,5-Trimethylbenzene	3500	Not Detected	17000	Not Detected
1,2,4-Trimethylbenzene	3500	Not Detected	17000	Not Detected
1,3-Dichlorobenzene	3500	Not Detected	21000	Not Detected
1,4-Dichlorobenzene	3500	Not Detected	21000	Not Detected
alpha-Chlorotoluene	3500	Not Detected	18000	Not Detected
1,2-Dichlorobenzene	3500	Not Detected	21000	Not Detected
1,2,4-Trichlorobenzene	14000	Not Detected	100000	Not Detected
Hexachlorobutadiene	14000	Not Detected	150000	Not Detected
Butane	14000	830000	33000	2000000
Isopentane	14000	710000	41000	2100000

J = Estimated value.

Container Type: 1 Liter Summa Canister

Surrogates	%Recovery	Method Limits
Toluene-d8	103	70-130
1,2-Dichloroethane-d4	90	70-130
4-Bromofluorobenzene	90	70-130

Air Toxics LTD.
Laboratory Services Since 1989

Client Sample ID: VMP-1-8.5-110311

Lab ID#: 1111100A-04A

EPA METHOD TO-15 GC/MS FULL SCAN

File Name:	**2111016**	**Date of Collection:**	**11/3/11 3:09:00 PM**
Dil. Factor:	**16100**	**Date of Analysis:**	**11/11/11 11:06 AM**

Compound	Rpt. Limit (ppbv)	Amount (ppbv)	Rpt. Limit (ug/m3)	Amount (ug/m3)
Freon 12	8000	Not Detected	40000	Not Detected
Freon 114	8000	Not Detected	56000	Not Detected
Chloromethane	32000	Not Detected	66000	Not Detected
Vinyl Chloride	8000	Not Detected	20000	Not Detected
1,3-Butadiene	8000	Not Detected	18000	Not Detected
Bromomethane	8000	Not Detected	31000	Not Detected
Chloroethane	32000	Not Detected	85000	Not Detected
Freon 11	8000	Not Detected UJ	45000	Not Detected UJ
Ethanol	32000	Not Detected	61000	Not Detected
Freon 113	8000	Not Detected	62000	Not Detected
1,1-Dichloroethene	8000	Not Detected	32000	Not Detected
Acetone	32000	100000	76000	240000
2-Propanol	32000	Not Detected	79000	Not Detected
Carbon Disulfide	32000	2300 J	100000	7300 J
3-Chloropropene	32000	Not Detected	100000	Not Detected
Methylene Chloride	8000	Not Detected	28000	Not Detected
Methyl tert-butyl ether	8000	Not Detected	29000	Not Detected
trans-1,2-Dichloroethene	8000	Not Detected	32000	Not Detected
Hexane	8000	10000	28000	36000
1,1-Dichloroethane	8000	Not Detected	32000	Not Detected
2-Butanone (Methyl Ethyl Ketone)	32000	Not Detected	95000	Not Detected
cis-1,2-Dichloroethene	8000	Not Detected	32000	Not Detected
Tetrahydrofuran	8000	Not Detected	24000	Not Detected
Chloroform	8000	Not Detected	39000	Not Detected
1,1,1-Trichloroethane	8000	Not Detected	44000	Not Detected
Cyclohexane	8000	3100 J	28000	11000 J
Carbon Tetrachloride	8000	Not Detected	51000	Not Detected
2,2,4-Trimethylpentane	8000	100000	38000	480000
Benzene	8000	Not Detected	26000	Not Detected
1,2-Dichloroethane	8000	Not Detected	32000	Not Detected
Heptane	8000	Not Detected	33000	Not Detected
Trichloroethene	8000	Not Detected	43000	Not Detected
1,2-Dichloropropane	8000	Not Detected	37000	Not Detected
1,4-Dioxane	32000	Not Detected	120000	Not Detected
Bromodichloromethane	8000	Not Detected	54000	Not Detected
cis-1,3-Dichloropropene	8000	Not Detected	36000	Not Detected
4-Methyl-2-pentanone	8000	Not Detected	33000	Not Detected
Toluene	8000	Not Detected	30000	Not Detected
trans-1,3-Dichloropropene	8000	Not Detected	36000	Not Detected
1,1,2-Trichloroethane	8000	Not Detected	44000	Not Detected
Tetrachloroethene	8000	Not Detected	55000	Not Detected

Air Toxics LTD.
Laboratory Services Since 1989

Client Sample ID: VMP-1-8.5-1103I1

Lab ID#: 1111100A-04A

EPA METHOD TO-15 GC/MS FULL SCAN

File Name:	**2111016**	**Date of Collection:**	**11/3/11 3:09:00 PM**
Dil. Factor:	**16100**	**Date of Analysis:**	**11/11/11 11:06 AM**

Compound	Rpt. Limit (ppbv)	Amount (ppbv)	Rpt. Limit (ug/m3)	Amount (ug/m3)
2-Hexanone	32000	Not Detected	130000	Not Detected
Dibromochloromethane	8000	Not Detected	68000	Not Detected
1,2-Dibromoethane (EDB)	8000	Not Detected	62000	Not Detected
Chlorobenzene	8000	Not Detected	37000	Not Detected
Ethyl Benzene	8000	Not Detected	35000	Not Detected
m,p-Xylene	8000	Not Detected	35000	Not Detected
o-Xylene	8000	Not Detected	35000	Not Detected
Styrene	8000	Not Detected	34000	Not Detected
Bromoform	8000	Not Detected	83000	Not Detected
Cumene	8000	Not Detected	40000	Not Detected
1,1,2,2-Tetrachloroethane	8000	Not Detected	55000	Not Detected
Propylbenzene	8000	Not Detected	40000	Not Detected
4-Ethyltoluene	8000	Not Detected	40000	Not Detected
1,3,5-Trimethylbenzene	8000	Not Detected	40000	Not Detected
1,2,4-Trimethylbenzene	8000	Not Detected	40000	Not Detected
1,3-Dichlorobenzene	8000	Not Detected	48000	Not Detected
1,4-Dichlorobenzene	8000	Not Detected	48000	Not Detected
alpha-Chlorotoluene	8000	Not Detected	42000	Not Detected
1,2-Dichlorobenzene	8000	Not Detected	48000	Not Detected
1,2,4-Trichlorobenzene	32000	Not Detected	240000	Not Detected
Hexachlorobutadiene	32000	Not Detected	340000	Not Detected
Butane	32000	2000000	76000	4800000
Isopentane	32000	1500000	95000	4500000

J = Estimated value.

Container Type: 1 Liter Summa Canister

Surrogates	%Recovery	Method Limits
Toluene-d8	100	70-130
1,2-Dichloroethane-d4	89	70-130
4-Bromofluorobenzene	89	70-130

Air Toxics LTD.
Laboratory Services Since 1989

Client Sample ID: Lab Blank

Lab ID#: 1111100A-05A

EPA METHOD TO-15 GC/MS FULL SCAN

File Name:	**2110707a**	**Date of Collection: NA**	
Dil. Factor:	**1.00**	**Date of Analysis: 11/7/11 10:05 AM**	

Compound	Rpt. Limit (ppbv)	Amount (ppbv)	Rpt. Limit (ug/m3)	Amount (ug/m3)
Freon 12	0.50	Not Detected	2.5	Not Detected
Freon 114	0.50	Not Detected	3.5	Not Detected
Chloromethane	2.0	Not Detected	4.1	Not Detected
Vinyl Chloride	0.50	Not Detected	1.3	Not Detected
1,3-Butadiene	0.50	Not Detected	1.1	Not Detected
Bromomethane	0.50	Not Detected	1.9	Not Detected
Chloroethane	2.0	Not Detected	5.3	Not Detected
Freon 11	0.50	Not Detected	2.8	Not Detected
Ethanol	2.0	0.58 J	3.8	1.1 J
Freon 113	0.50	Not Detected	3.8	Not Detected
1,1-Dichloroethene	0.50	Not Detected	2.0	Not Detected
Acetone	2.0	Not Detected	4.8	Not Detected
2-Propanol	2.0	Not Detected	4.9	Not Detected
Carbon Disulfide	2.0	Not Detected	6.2	Not Detected
3-Chloropropene	2.0	Not Detected	6.3	Not Detected
Methylene Chloride	0.50	0.21 J	1.7	0.73 J
Methyl tert-butyl ether	0.50	Not Detected	1.8	Not Detected
trans-1,2-Dichloroethene	0.50	Not Detected	2.0	Not Detected
Hexane	0.50	Not Detected	1.8	Not Detected
1,1-Dichloroethane	0.50	Not Detected	2.0	Not Detected
2-Butanone (Methyl Ethyl Ketone)	2.0	Not Detected	5.9	Not Detected
cis-1,2-Dichloroethene	0.50	Not Detected	2.0	Not Detected
Tetrahydrofuran	0.50	Not Detected	1.5	Not Detected
Chloroform	0.50	Not Detected	2.4	Not Detected
1,1,1-Trichloroethane	0.50	Not Detected	2.7	Not Detected
Cyclohexane	0.50	Not Detected	1.7	Not Detected
Carbon Tetrachloride	0.50	Not Detected	3.1	Not Detected
2,2,4-Trimethylpentane	0.50	Not Detected	2.3	Not Detected
Benzene	0.50	Not Detected	1.6	Not Detected
1,2-Dichloroethane	0.50	Not Detected	2.0	Not Detected
Heptane	0.50	Not Detected	2.0	Not Detected
Trichloroethene	0.50	Not Detected	2.7	Not Detected
1,2-Dichloropropane	0.50	Not Detected	2.3	Not Detected
1,4-Dioxane	2.0	Not Detected	7.2	Not Detected
Bromodichloromethane	0.50	Not Detected	3.4	Not Detected
cis-1,3-Dichloropropene	0.50	Not Detected	2.3	Not Detected
4-Methyl-2-pentanone	0.50	Not Detected	2.0	Not Detected
Toluene	0.50	Not Detected	1.9	Not Detected
trans-1,3-Dichloropropene	0.50	Not Detected	2.3	Not Detected
1,1,2-Trichloroethane	0.50	Not Detected	2.7	Not Detected
Tetrachloroethene	0.50	Not Detected	3.4	Not Detected

Air Toxics LTD.
Laboratory Services Since 1989

Client Sample ID: Lab Blank

Lab ID#: 1111100A-05A

EPA METHOD TO-15 GC/MS FULL SCAN

File Name:	**2110707a**	**Date of Collection: NA**	
Dil. Factor:	**1.00**	**Date of Analysis: 11/7/11 10:05 AM**	

Compound	Rpt. Limit (ppbv)	Amount (ppbv)	Rpt. Limit (ug/m3)	Amount (ug/m3)
2-Hexanone	2.0	Not Detected	8.2	Not Detected
Dibromochloromethane	0.50	Not Detected	4.2	Not Detected
1,2-Dibromoethane (EDB)	0.50	Not Detected	3.8	Not Detected
Chlorobenzene	0.50	Not Detected	2.3	Not Detected
Ethyl Benzene	0.50	Not Detected	2.2	Not Detected
m,p-Xylene	0.50	Not Detected	2.2	Not Detected
o-Xylene	0.50	Not Detected	2.2	Not Detected
Styrene	0.50	Not Detected	2.1	Not Detected
Bromoform	0.50	Not Detected	5.2	Not Detected
Cumene	0.50	Not Detected	2.4	Not Detected
1,1,2,2-Tetrachloroethane	0.50	Not Detected	3.4	Not Detected
Propylbenzene	0.50	Not Detected	2.4	Not Detected
4-Ethyltoluene	0.50	Not Detected	2.4	Not Detected
1,3,5-Trimethylbenzene	0.50	Not Detected	2.4	Not Detected
1,2,4-Trimethylbenzene	0.50	Not Detected	2.4	Not Detected
1,3-Dichlorobenzene	0.50	0.071 J	3.0	0.43 J
1,4-Dichlorobenzene	0.50	0.087 J	3.0	0.52 J
alpha-Chlorotoluene	0.50	Not Detected	2.6	Not Detected
1,2-Dichlorobenzene	0.50	Not Detected	3.0	Not Detected
1,2,4-Trichlorobenzene	2.0	Not Detected	15	Not Detected
Hexachlorobutadiene	2.0	Not Detected	21	Not Detected
Butane	2.0	Not Detected	4.8	Not Detected
Isopentane	2.0	Not Detected	5.9	Not Detected

J = Estimated value.

Container Type: NA - Not Applicable

Surrogates	%Recovery	Method Limits
Toluene-d8	98	70-130
1,2-Dichloroethane-d4	101	70-130
4-Bromofluorobenzene	97	70-130

Air Toxics LTD.
Laboratory Services Since 1989

Client Sample ID: Lab Blank

Lab ID#: 1111100A-05B

EPA METHOD TO-15 GC/MS FULL SCAN

File Name:	**2111008a**	**Date of Collection: NA**	
Dil. Factor:	**1.00**	**Date of Analysis: 11/10/11 08:59 PM**	

Compound	Rpt. Limit (ppbv)	Amount (ppbv)	Rpt. Limit (ug/m3)	Amount (ug/m3)
Freon 12	0.50	Not Detected	2.5	Not Detected
Freon 114	0.50	Not Detected	3.5	Not Detected
Chloromethane	2.0	Not Detected	4.1	Not Detected
Vinyl Chloride	0.50	Not Detected	1.3	Not Detected
1,3-Butadiene	0.50	Not Detected	1.1	Not Detected
Bromomethane	0.50	Not Detected	1.9	Not Detected
Chloroethane	2.0	Not Detected	5.3	Not Detected
Freon 11	0.50	Not Detected	2.8	Not Detected
Ethanol	2.0	0.46 J	3.8	0.88 J
Freon 113	0.50	Not Detected	3.8	Not Detected
1,1-Dichloroethene	0.50	Not Detected	2.0	Not Detected
Acetone	2.0	Not Detected	4.8	Not Detected
2-Propanol	2.0	Not Detected	4.9	Not Detected
Carbon Disulfide	2.0	Not Detected	6.2	Not Detected
3-Chloropropene	2.0	Not Detected	6.3	Not Detected
Methylene Chloride	0.50	Not Detected	1.7	Not Detected
Methyl tert-butyl ether	0.50	Not Detected	1.8	Not Detected
trans-1,2-Dichloroethene	0.50	Not Detected	2.0	Not Detected
Hexane	0.50	Not Detected	1.8	Not Detected
1,1-Dichloroethane	0.50	Not Detected	2.0	Not Detected
2-Butanone (Methyl Ethyl Ketone)	2.0	Not Detected	5.9	Not Detected
cis-1,2-Dichloroethene	0.50	Not Detected	2.0	Not Detected
Tetrahydrofuran	0.50	Not Detected	1.5	Not Detected
Chloroform	0.50	Not Detected	2.4	Not Detected
1,1,1-Trichloroethane	0.50	Not Detected	2.7	Not Detected
Cyclohexane	0.50	Not Detected	1.7	Not Detected
Carbon Tetrachloride	0.50	Not Detected	3.1	Not Detected
2,2,4-Trimethylpentane	0.50	Not Detected	2.3	Not Detected
Benzene	0.50	Not Detected	1.6	Not Detected
1,2-Dichloroethane	0.50	Not Detected	2.0	Not Detected
Heptane	0.50	Not Detected	2.0	Not Detected
Trichloroethene	0.50	Not Detected	2.7	Not Detected
1,2-Dichloropropane	0.50	Not Detected	2.3	Not Detected
1,4-Dioxane	2.0	Not Detected	7.2	Not Detected
Bromodichloromethane	0.50	Not Detected	3.4	Not Detected
cis-1,3-Dichloropropene	0.50	Not Detected	2.3	Not Detected
4-Methyl-2-pentanone	0.50	Not Detected	2.0	Not Detected
Toluene	0.50	Not Detected	1.9	Not Detected
trans-1,3-Dichloropropene	0.50	Not Detected	2.3	Not Detected
1,1,2-Trichloroethane	0.50	Not Detected	2.7	Not Detected
Tetrachloroethene	0.50	Not Detected	3.4	Not Detected

Air Toxics LTD.
Laboratory Services Since 1989

Client Sample ID: Lab Blank

Lab ID#: 1111100A-05B

EPA METHOD TO-15 GC/MS FULL SCAN

File Name:	**2111008a**	**Date of Collection: NA**	
Dil. Factor:	**1.00**	**Date of Analysis: 11/10/11 08:59 PM**	

Compound	Rpt. Limit (ppbv)	Amount (ppbv)	Rpt. Limit (ug/m3)	Amount (ug/m3)
2-Hexanone	2.0	Not Detected	8.2	Not Detected
Dibromochloromethane	0.50	Not Detected	4.2	Not Detected
1,2-Dibromoethane (EDB)	0.50	Not Detected	3.8	Not Detected
Chlorobenzene	0.50	Not Detected	2.3	Not Detected
Ethyl Benzene	0.50	Not Detected	2.2	Not Detected
m,p-Xylene	0.50	Not Detected	2.2	Not Detected
o-Xylene	0.50	Not Detected	2.2	Not Detected
Styrene	0.50	Not Detected	2.1	Not Detected
Bromoform	0.50	Not Detected	5.2	Not Detected
Cumene	0.50	Not Detected	2.4	Not Detected
1,1,2,2-Tetrachloroethane	0.50	Not Detected	3.4	Not Detected
Propylbenzene	0.50	Not Detected	2.4	Not Detected
4-Ethyltoluene	0.50	0.072 J	2.4	0.35 J
1,3,5-Trimethylbenzene	0.50	0.075 J	2.4	0.37 J
1,2,4-Trimethylbenzene	0.50	0.15 J	2.4	0.72 J
1,3-Dichlorobenzene	0.50	0.18 J	3.0	1.1 J
1,4-Dichlorobenzene	0.50	0.21 J	3.0	1.2 J
alpha-Chlorotoluene	0.50	0.14 J	2.6	0.71 J
1,2-Dichlorobenzene	0.50	0.21 J	3.0	1.3 J
1,2,4-Trichlorobenzene	2.0	0.51 J	15	3.8 J
Hexachlorobutadiene	2.0	Not Detected	21	Not Detected
Butane	2.0	Not Detected	4.8	Not Detected
Isopentane	2.0	Not Detected	5.9	Not Detected

J = Estimated value.

Container Type: NA - Not Applicable

Surrogates	%Recovery	Method Limits
Toluene-d8	97	70-130
1,2-Dichloroethane-d4	92	70-130
4-Bromofluorobenzene	98	70-130

Air Toxics LTD.
Laboratory Services Since 1989

Client Sample ID: CCV

Lab ID#: 1111100A-06A

EPA METHOD TO-15 GC/MS FULL SCAN

File Name:	**2110703**	**Date of Collection: NA**	
Dil. Factor:	**1.00**	**Date of Analysis: 11/7/11 07:36 AM**	

Compound	%Recovery
Freon 12	98
Freon 114	93
Chloromethane	106
Vinyl Chloride	105
1,3-Butadiene	109
Bromomethane	112
Chloroethane	100
Freon 11	91
Ethanol	113
Freon 113	92
1,1-Dichloroethene	104
Acetone	102
2-Propanol	107
Carbon Disulfide	98
3-Chloropropene	106
Methylene Chloride	92
Methyl tert-butyl ether	109
trans-1,2-Dichloroethene	97
Hexane	109
1,1-Dichloroethane	96
2-Butanone (Methyl Ethyl Ketone)	103
cis-1,2-Dichloroethene	97
Tetrahydrofuran	109
Chloroform	95
1,1,1-Trichloroethane	96
Cyclohexane	108
Carbon Tetrachloride	98
2,2,4-Trimethylpentane	103
Benzene	94
1,2-Dichloroethane	92
Heptane	106
Trichloroethene	94
1,2-Dichloropropane	96
1,4-Dioxane	100
Bromodichloromethane	99
cis-1,3-Dichloropropene	105
4-Methyl-2-pentanone	116
Toluene	92
trans-1,3-Dichloropropene	109
1,1,2-Trichloroethane	94
Tetrachloroethene	91

Air Toxics LTD.
Laboratory Services Since 1989

Client Sample ID: CCV

Lab ID#: 1111100A-06A

EPA METHOD TO-15 GC/MS FULL SCAN

File Name:	**2110703**	**Date of Collection: NA**	
Dil. Factor:	**1.00**	**Date of Analysis: 11/7/11 07:36 AM**	

Compound	**%Recovery**
2-Hexanone	113
Dibromochloromethane	102
1,2-Dibromoethane (EDB)	97
Chlorobenzene	89
Ethyl Benzene	100
m,p-Xylene	104
o-Xylene	106
Styrene	110
Bromoform	104
Cumene	100
1,1,2,2-Tetrachloroethane	94
Propylbenzene	103
4-Ethyltoluene	115
1,3,5-Trimethylbenzene	110
1,2,4-Trimethylbenzene	114
1,3-Dichlorobenzene	94
1,4-Dichlorobenzene	95
alpha-Chlorotoluene	119
1,2-Dichlorobenzene	93
1,2,4-Trichlorobenzene	87
Hexachlorobutadiene	87
Butane	102
Isopentane	106

Container Type: NA - Not Applicable

Surrogates	**%Recovery**	**Method Limits**
Toluene-d8	101	70-130
1,2-Dichloroethane-d4	105	70-130
4-Bromofluorobenzene	101	70-130

Air Toxics LTD.
Laboratory Services Since 1989

Client Sample ID: CCV

Lab ID#: 1111100A-06B

EPA METHOD TO-15 GC/MS FULL SCAN

File Name:	2111007	Date of Collection: NA
Dil. Factor:	1.00	Date of Analysis: 11/10/11 08:16 PM

Compound	%Recovery
Freon 12	81
Freon 114	86
Chloromethane	89
Vinyl Chloride	92
1,3-Butadiene	95
Bromomethane	106
Chloroethane	94
Freon 11	78
Ethanol	104
Freon 113	86
1,1-Dichloroethene	98
Acetone	91
2-Propanol	95
Carbon Disulfide	81
3-Chloropropene	94
Methylene Chloride	85
Methyl tert-butyl ether	101
trans-1,2-Dichloroethene	100
Hexane	97
1,1-Dichloroethane	88
2-Butanone (Methyl Ethyl Ketone)	98
cis-1,2-Dichloroethene	93
Tetrahydrofuran	96
Chloroform	84
1,1,1-Trichloroethane	83
Cyclohexane	102
Carbon Tetrachloride	85
2,2,4-Trimethylpentane	92
Benzene	91
1,2-Dichloroethane	82
Heptane	97
Trichloroethene	93
1,2-Dichloropropane	91
1,4-Dioxane	99
Bromodichloromethane	89
cis-1,3-Dichloropropene	99
4-Methyl-2-pentanone	103
Toluene	87
trans-1,3-Dichloropropene	101
1,1,2-Trichloroethane	92
Tetrachloroethene	93

Air Toxics LTD.
Laboratory Services Since 1989

Client Sample ID: CCV

Lab ID#: 1111100A-06B

EPA METHOD TO-15 GC/MS FULL SCAN

File Name:	**2111007**	**Date of Collection: NA**	
Dil. Factor:	**1.00**	**Date of Analysis: 11/10/11 08:16 PM**	

Compound	%Recovery
2-Hexanone	107
Dibromochloromethane	97
1,2-Dibromoethane (EDB)	95
Chlorobenzene	90
Ethyl Benzene	100
m,p-Xylene	103
o-Xylene	102
Styrene	109
Bromoform	102
Cumene	97
1,1,2,2-Tetrachloroethane	89
Propylbenzene	96
4-Ethyltoluene	107
1,3,5-Trimethylbenzene	101
1,2,4-Trimethylbenzene	106
1,3-Dichlorobenzene	93
1,4-Dichlorobenzene	95
alpha-Chlorotoluene	108
1,2-Dichlorobenzene	92
1,2,4-Trichlorobenzene	90
Hexachlorobutadiene	86
Butane	94
Isopentane	96

Container Type: NA - Not Applicable

Surrogates	%Recovery	Method Limits
Toluene-d8	99	70-130
1,2-Dichloroethane-d4	90	70-130
4-Bromofluorobenzene	103	70-130

Air Toxics LTD.
Laboratory Services Since 1989

Client Sample ID: LCS

Lab ID#: 1111100A-07A

EPA METHOD TO-15 GC/MS FULL SCAN

File Name:	**2110704**	**Date of Collection: NA**	
Dil. Factor:	**1.00**	**Date of Analysis: 11/7/11 08:17 AM**	

Compound	%Recovery
Freon 12	90
Freon 114	89
Chloromethane	100
Vinyl Chloride	98
1,3-Butadiene	102
Bromomethane	106
Chloroethane	98
Freon 11	86
Ethanol	110
Freon 113	89
1,1-Dichloroethene	106
Acetone	98
2-Propanol	103
Carbon Disulfide	111
3-Chloropropene	116
Methylene Chloride	87
Methyl tert-butyl ether	107
trans-1,2-Dichloroethene	108
Hexane	99
1,1-Dichloroethane	93
2-Butanone (Methyl Ethyl Ketone)	98
cis-1,2-Dichloroethene	93
Tetrahydrofuran	99
Chloroform	90
1,1,1-Trichloroethane	92
Cyclohexane	104
Carbon Tetrachloride	93
2,2,4-Trimethylpentane	95
Benzene	91
1,2-Dichloroethane	87
Heptane	97
Trichloroethene	89
1,2-Dichloropropane	89
1,4-Dioxane	91
Bromodichloromethane	93
cis-1,3-Dichloropropene	99
4-Methyl-2-pentanone	105
Toluene	85
trans-1,3-Dichloropropene	102
1,1,2-Trichloroethane	90
Tetrachloroethene	87

Air Toxics LTD.
Laboratory Services Since 1989

Client Sample ID: LCS

Lab ID#: 1111100A-07A

EPA METHOD TO-15 GC/MS FULL SCAN

File Name:	**2110704**	**Date of Collection: NA**	
Dil. Factor:	**1.00**	**Date of Analysis: 11/7/11 08:17 AM**	

Compound	%Recovery
2-Hexanone	103
Dibromochloromethane	96
1,2-Dibromoethane (EDB)	93
Chlorobenzene	88
Ethyl Benzene	96
m,p-Xylene	100
o-Xylene	101
Styrene	104
Bromoform	97
Cumene	97
1,1,2,2-Tetrachloroethane	91
Propylbenzene	98
4-Ethyltoluene	103
1,3,5-Trimethylbenzene	101
1,2,4-Trimethylbenzene	106
1,3-Dichlorobenzene	90
1,4-Dichlorobenzene	90
alpha-Chlorotoluene	107
1,2-Dichlorobenzene	90
1,2,4-Trichlorobenzene	86
Hexachlorobutadiene	80
Butane	92
Isopentane	102

Container Type: NA - Not Applicable

Surrogates	%Recovery	Method Limits
Toluene-d8	102	70-130
1,2-Dichloroethane-d4	101	70-130
4-Bromofluorobenzene	102	70-130

Air Toxics LTD.
Laboratory Services Since 1989

Client Sample ID: LCSD

Lab ID#: 1111100A-07AA

EPA METHOD TO-15 GC/MS FULL SCAN

File Name:	2110705	Date of Collection: NA
Dil. Factor:	1.00	Date of Analysis: 11/7/11 08:52 AM

Compound	%Recovery
Freon 12	83
Freon 114	83
Chloromethane	91
Vinyl Chloride	90
1,3-Butadiene	94
Bromomethane	98
Chloroethane	91
Freon 11	81
Ethanol	96
Freon 113	85
1,1-Dichloroethene	101
Acetone	91
2-Propanol	97
Carbon Disulfide	106
3-Chloropropene	109
Methylene Chloride	83
Methyl tert-butyl ether	103
trans-1,2-Dichloroethene	104
Hexane	95
1,1-Dichloroethane	89
2-Butanone (Methyl Ethyl Ketone)	95
cis-1,2-Dichloroethene	90
Tetrahydrofuran	95
Chloroform	86
1,1,1-Trichloroethane	88
Cyclohexane	99
Carbon Tetrachloride	89
2,2,4-Trimethylpentane	91
Benzene	89
1,2-Dichloroethane	86
Heptane	96
Trichloroethene	87
1,2-Dichloropropane	88
1,4-Dioxane	90
Bromodichloromethane	92
cis-1,3-Dichloropropene	97
4-Methyl-2-pentanone	102
Toluene	84
trans-1,3-Dichloropropene	101
1,1,2-Trichloroethane	88
Tetrachloroethene	85

Air Toxics LTD.
Laboratory Services Since 1989

Client Sample ID: LCSD

Lab ID#: 1111100A-07AA

EPA METHOD TO-15 GC/MS FULL SCAN

File Name:	**2110705**	**Date of Collection: NA**
Dil. Factor:	**1.00**	**Date of Analysis: 11/7/11 08:52 AM**

Compound	%Recovery
2-Hexanone	102
Dibromochloromethane	95
1,2-Dibromoethane (EDB)	93
Chlorobenzene	87
Ethyl Benzene	95
m,p-Xylene	99
o-Xylene	100
Styrene	104
Bromoform	95
Cumene	96
1,1,2,2-Tetrachloroethane	89
Propylbenzene	97
4-Ethyltoluene	101
1,3,5-Trimethylbenzene	99
1,2,4-Trimethylbenzene	105
1,3-Dichlorobenzene	90
1,4-Dichlorobenzene	90
alpha-Chlorotoluene	106
1,2-Dichlorobenzene	88
1,2,4-Trichlorobenzene	89
Hexachlorobutadiene	82
Butane	88
Isopentane	96

Container Type: NA - Not Applicable

Surrogates	%Recovery	Method Limits
Toluene-d8	99	70-130
1,2-Dichloroethane-d4	97	70-130
4-Bromofluorobenzene	100	70-130

Air Toxics LTD.
Laboratory Services Since 1989

Client Sample ID: LCS

Lab ID#: 1111100A-07B

EPA METHOD TO-15 GC/MS FULL SCAN

File Name:	2111003	Date of Collection: NA	
Dil. Factor:	1.00	Date of Analysis: 11/10/11 05:06 PM	

Compound	%Recovery
Freon 12	72
Freon 114	78
Chloromethane	83
Vinyl Chloride	85
1,3-Butadiene	87
Bromomethane	96
Chloroethane	87
Freon 11	69 Q
Ethanol	88
Freon 113	80
1,1-Dichloroethene	96
Acetone	85
2-Propanol	89
Carbon Disulfide	90
3-Chloropropene	101
Methylene Chloride	78
Methyl tert-butyl ether	99
trans-1,2-Dichloroethene	106
Hexane	89
1,1-Dichloroethane	83
2-Butanone (Methyl Ethyl Ketone)	92
cis-1,2-Dichloroethene	89
Tetrahydrofuran	87
Chloroform	78
1,1,1-Trichloroethane	78
Cyclohexane	96
Carbon Tetrachloride	78
2,2,4-Trimethylpentane	83
Benzene	86
1,2-Dichloroethane	74
Heptane	87
Trichloroethene	86
1,2-Dichloropropane	83
1,4-Dioxane	88
Bromodichloromethane	81
cis-1,3-Dichloropropene	92
4-Methyl-2-pentanone	92
Toluene	79
trans-1,3-Dichloropropene	95
1,1,2-Trichloroethane	86
Tetrachloroethene	86

Air Toxics LTD.
Laboratory Services Since 1989

Client Sample ID: LCS

Lab ID#: 1111100A-07B

EPA METHOD TO-15 GC/MS FULL SCAN

File Name:	**2111003**	**Date of Collection: NA**	
Dil. Factor:	**1.00**	**Date of Analysis: 11/10/11 05:06 PM**	

Compound	**%Recovery**
2-Hexanone	95
Dibromochloromethane	87
1,2-Dibromoethane (EDB)	87
Chlorobenzene	84
Ethyl Benzene	92
m,p-Xylene	95
o-Xylene	94
Styrene	98
Bromoform	91
Cumene	89
1,1,2,2-Tetrachloroethane	83
Propylbenzene	88
4-Ethyltoluene	91
1,3,5-Trimethylbenzene	90
1,2,4-Trimethylbenzene	94
1,3-Dichlorobenzene	85
1,4-Dichlorobenzene	86
alpha-Chlorotoluene	93
1,2-Dichlorobenzene	84
1,2,4-Trichlorobenzene	83
Hexachlorobutadiene	77
Butane	81
Isopentane	90

Q = Exceeds Quality Control limits.

Container Type: NA - Not Applicable

Surrogates	**%Recovery**	**Method Limits**
Toluene-d8	97	70-130
1,2-Dichloroethane-d4	86	70-130
4-Bromofluorobenzene	101	70-130

Air Toxics LTD.
Laboratory Services Since 1989

Client Sample ID: LCSD

Lab ID#: 1111100A-07BB

EPA METHOD TO-15 GC/MS FULL SCAN

File Name:	**2111004**	**Date of Collection: NA**
Dil. Factor:	**1.00**	**Date of Analysis: 11/10/11 05:53 PM**

Compound	%Recovery
Freon 12	73
Freon 114	78
Chloromethane	83
Vinyl Chloride	86
1,3-Butadiene	88
Bromomethane	98
Chloroethane	88
Freon 11	70
Ethanol	93
Freon 113	79
1,1-Dichloroethene	96
Acetone	86
2-Propanol	89
Carbon Disulfide	89
3-Chloropropene	100
Methylene Chloride	77
Methyl tert-butyl ether	98
trans-1,2-Dichloroethene	104
Hexane	88
1,1-Dichloroethane	82
2-Butanone (Methyl Ethyl Ketone)	91
cis-1,2-Dichloroethene	89
Tetrahydrofuran	85
Chloroform	77
1,1,1-Trichloroethane	77
Cyclohexane	97
Carbon Tetrachloride	77
2,2,4-Trimethylpentane	82
Benzene	86
1,2-Dichloroethane	73
Heptane	87
Trichloroethene	86
1,2-Dichloropropane	82
1,4-Dioxane	88
Bromodichloromethane	81
cis-1,3-Dichloropropene	91
4-Methyl-2-pentanone	92
Toluene	79
trans-1,3-Dichloropropene	95
1,1,2-Trichloroethane	86
Tetrachloroethene	86

Air Toxics LTD.
Laboratory Services Since 1989

Client Sample ID: LCSD

Lab ID#: 1111100A-07BB

EPA METHOD TO-15 GC/MS FULL SCAN

File Name:	**2111004**	**Date of Collection: NA**	
Dil. Factor:	**1.00**	**Date of Analysis: 11/10/11 05:53 PM**	

Compound	%Recovery
2-Hexanone	96
Dibromochloromethane	89
1,2-Dibromoethane (EDB)	88
Chlorobenzene	84
Ethyl Benzene	92
m,p-Xylene	96
o-Xylene	95
Styrene	100
Bromoform	91
Cumene	89
1,1,2,2-Tetrachloroethane	83
Propylbenzene	89
4-Ethyltoluene	94
1,3,5-Trimethylbenzene	92
1,2,4-Trimethylbenzene	95
1,3-Dichlorobenzene	86
1,4-Dichlorobenzene	86
alpha-Chlorotoluene	97
1,2-Dichlorobenzene	86
1,2,4-Trichlorobenzene	86
Hexachlorobutadiene	78
Butane	82
Isopentane	91

Container Type: NA - Not Applicable

Surrogates	%Recovery	Method Limits
Toluene-d8	97	70-130
1,2-Dichloroethane-d4	84	70-130
4-Bromofluorobenzene	102	70-130

1111100

Shell Oil Products Chain Of Custody Record

URS

Air Toxics LTD.
Project Name: Roxana Soil Vapor
Project # 21562593.00010

Lab Vendor #

Please Check Appropriate Box:
- [x] ENV. SERVICES
- [ ] MOTIVA RETAIL
- [ ] SHELL RETAIL
- [ ] MOTIVA S&D/CM
- [ ] CONSULTANT
- [ ] LUBES
- [ ] SHELL PIPELINE
- [ ] OTHER _____

Print Bill To Contact Name: Thomas Adams

INCIDENT # (ENV. SERVICES): 9 7 2 1 6 6 4 0

[ ] CHECK IF NO INCIDENT # APPLIES

DATE: 4-Nov-11

PAGE: 1 of 1

PO #:

SAP #: 3 4 0 0 5 1

SAMPLING COMPANY: URS CORPORATION

LOG CODE:

SITE ADDRESS: Street and City: 900 SOUTH CENTRAL AVE – ROXANA

State: IL

GLOBAL ID NO.:

ADDRESS: 1001 HIGHLANDS PLAZA DRIVE WEST - SUITE 300; ST. LOUIS, MO 63110

LOC OF DELIVERABLE TO (name, company, city): Elizabeth Kunkel, URS, St. Louis

PHONE NO.: 314-743-4179

E-MAIL: elizabeth_kunkel@urs.com

CONSULTANT PROJECT NAME/#: Roxana Soil Vapor

Laboratory address: Air Toxics, LTD 180 Blue Ravine Road, Suite B, Folsom, CA 95630-4719

SAMPLER NAME(S) (PRINT):

TELEPHONE: 314-429-0100

FAX: 314-429-0462

BILL TO CONTACT E-MAIL: thomas.adams@urs.com

TURNAROUND TIME (CALENDAR DAYS):
- [x] STANDARD (14 DAY)
- [ ] 5 DAYS
- [ ] 3 DAYS
- [ ] 2 DAYS
- [ ] 24 HOURS
- [ ] RESULTS NEEDED ON WEEKEND

- [ ] LA - RWQCB REPORT FORMAT
- [x] UST AGENCY:

DELIVERABLES:
- [ ] LEVEL 1
- [ ] LEVEL 2
- [ ] LEVEL 3
- [x] LEVEL 4
- [ ] OTHER (SPECIFY) _____

- [x] SHELL CONTRACT RATE APPLIES
- [ ] STATE REIMBURSEMENT RATE APPLIES
- [ ] EDD NOT NEEDED
- [x] RECEIPT VERIFICATION REQUESTED

REQUESTED ANALYSIS

LAB USE ONLY	Field Sample Identification	SAMPLING DATE	SAMPLING TIME	Canister Number	Canister Pressure/Vacuum Initial	Final	Receipt	Final (psi)	Modified TO-15 + Butane & Isopentane	ASTM D-1946 + Helium	ASTM D-1946		Sample PID (ppm)
01	VMP-8-5-110311	11/03/11	0938 - 1006	1156	-30	-8			X	X			
02	VMP-8-9.5-110311	11/03/11	1043 - 1110	842	-30	-8			X	X			
03	VMP-1-5-110311	11/03/11	1355 - 1414	3658	-27	-9			X	X			
04	VMP-1-8.5-110311	11/03/11	1443 - 1509	1128	-30	-7			X	X			
									X	X			
									X	X			
									X	X			
									X	X			
									X	X			
									X	X			

Turn Around Time:
- [x] Normal
- [ ] Rush

Specify

Lab Use Only:
Pressurized by:
Date:
Pressurization Gas: N_2 He

ADDITIONAL NOTES:
- 14 day hold time
- Report results between MDL and RL
- Level IV ECVP

Relinquished by: (Signature)	Received by: (Signature)	Date:	Time:
[signature]	FedEx	11/4/11	1700
Relinquished by: (Signature)	Received by: (Signature)	Date:	Time:
	[signature] ATL	11.5.11	0910
Relinquished by: (Signature)	Received by: (Signature)	Date:	Time:

03/2/06 Revision

FedEx

CUSTODY SEAL INTACT?
Y N NONE TE [signature]

Air Toxics LTD.
Laboratory Services Since 1989

11/18/2011
Mr. Jeff Adams
URS Corporation
1001 Highlands Plaza Dr. West
Suite 300
St. Louis MO 63110

Project Name: Roxana Soil Vapor
Project #: 21562593.00010
Workorder #: 1111100B

Dear Mr. Jeff Adams

The following report includes the data for the above referenced project for sample(s) received on 11/5/2011 at Air Toxics Ltd.

The data and associated QC analyzed by Modified ASTM D-1946 are compliant with the project requirements or laboratory criteria with the exception of the deviations noted in the attached case narrative.

Thank you for choosing Air Toxics Ltd. for your air analysis needs. Air Toxics Ltd. is committed to providing accurate data of the highest quality. Please feel free to contact the Project Manager: Kelly Buettner at 916-985-1000 if you have any questions regarding the data in this report.

Regards,

Kelly Buettner

Kelly Buettner
Project Manager

Reviewed
on
11/18/2011

Air Toxics LTD.
Laboratory Services Since 1989

WORK ORDER #: 1111100B

Work Order Summary

CLIENT:	Mr. Jeff Adams URS Corporation 1001 Highlands Plaza Dr. West Suite 300 St. Louis, MO 63110	**BILL TO:**	Accounts Payable Austin URS Corporation P.O. BOX 203970 Austin, TX 78720-1088
PHONE:	314-429-0100	**P.O. #**	
FAX:		**PROJECT #**	21562593.00010 Roxana Soil Vapor
DATE RECEIVED:	11/05/2011	**CONTACT:**	Kelly Buettner
DATE COMPLETED:	11/18/2011		

FRACTION #	NAME	TEST	RECEIPT VAC./PRES.	FINAL PRESSURE
01A	VMP-8-5-110311	Modified ASTM D-1946	6.5 "Hg	5 psi
02A	VMP-8-9.5-110311	Modified ASTM D-1946	6.0 "Hg	5 psi
03A	VMP-1-5-110311	Modified ASTM D-1946	7.0 "Hg	5 psi
04A	VMP-1-8.5-110311	Modified ASTM D-1946	5.0 "Hg	5 psi
05A	Lab Blank	Modified ASTM D-1946	NA	NA
05B	Lab Blank	Modified ASTM D-1946	NA	NA
06A	LCS	Modified ASTM D-1946	NA	NA
06AA	LCSD	Modified ASTM D-1946	NA	NA

CERTIFIED BY: Linda J. Freeman DATE: 11/18/11

Laboratory Director

Certfication numbers: AZ Licensure AZ0719, CA NELAP - 02110CA, LA NELAP - 02089, NY NELAP - 11291, TX NELAP - T104704434-11-3, UT NELAP -CA009332011-1, WA NELAP - C935
Name of Accrediting Agency: NELAP/Florida Department of Health, Scope of Application: Clean Air Act, Accreditation number: E87680, Effective date: 07/01/11 , Expiration date: 06/30/12.
Air Toxics Ltd. certifies that the test results contained in this report meet all requirements of the NELAC standards

This report shall not be reproduced, except in full, without the written approval of Air Toxics Ltd.

180 BLUE RAVINE ROAD, SUITE B FOLSOM, CA - 95630
(916) 985-1000 . (800) 985-5955 . FAX (916) 985-1020

LABORATORY NARRATIVE
Modified ASTM D-1946
URS Corporation
Workorder# 1111100B

Four 1 Liter Summa Canister samples were received on November 05, 2011. The laboratory performed analysis via Modified ASTM Method D-1946 for Methane and fixed gases in air using GC/FID or GC/TCD. The method involves direct injection of 1.0 mL of sample.

On the analytical column employed for this analysis, Oxygen coelutes with Argon. The corresponding peak is quantitated as Oxygen.

Since Nitrogen is used to pressurize samples, the reported Nitrogen values are calculated by adding all the sample components and subtracting from 100%.

Method modifications taken to run these samples are summarized in the table below. Specific project requirements may over-ride the ATL modifications.

Requirement	*ASTM D-1946*	*ATL Modifications*
Calibration	A single point calibration is performed using a reference standard closely matching the composition of the unknown.	A 3-point calibration curve is performed. Quantitation is based on a daily calibration standard which may or may not resemble the composition of the associated samples.
Reference Standard	The composition of any reference standard must be known to within 0.01 mol % for any component.	The standards used by ATL are blended to a >/= 95% accuracy.
Sample Injection Volume	Components whose concentrations are in excess of 5 % should not be analyzed by using sample volumes greater than 0.5 mL.	The sample container is connected directly to a fixed volume sample loop of 1.0 mL on the GC. Linear range is defined by the calibration curve. Bags are loaded by vacuum.
Normalization	Normalize the mole percent values by multiplying each value by 100 and dividing by the sum of the original values. The sum of the original values should not differ from 100% by more than 1.0%.	Results are not normalized. The sum of the reported values can differ from 100% by as much as 15%, either due to analytical variability or an unusual sample matrix.
Precision	Precision requirements established at each concentration level.	Duplicates should agree within 25% RPD for detections > 5 X's the RL.

Receiving Notes

There were no receiving discrepancies.

Analytical Notes

As per project specific client request the laboratory has reported estimated values for target compound hits that are below the Reporting Limit but greater than the Method Detection Limit. Concentrations that are below the level at which the canister was certified may be false positives.

Definition of Data Qualifying Flags

Seven qualifiers may have been used on the data analysis sheets and indicate as follows:
B - Compound present in laboratory blank greater than reporting limit.
J - Estimated value.
E - Exceeds instrument calibration range.
S - Saturated peak.
Q - Exceeds quality control limits.
U - Compound analyzed for but not detected above the detection limit.
M - Reported value may be biased due to apparent matrix interferences.
File extensions may have been used on the data analysis sheets and indicates as follows:
a-File was requantified
b-File was quantified by a second column and detector
r1-File was requantified for the purpose of reissue

Air Toxics LTD.
Laboratory Services Since 1989

Summary of Detected Compounds
NATURAL GAS ANALYSIS BY MODIFIED ASTM D-1946

Client Sample ID: VMP-8-5-110311

Lab ID#: 1111100B-01A

Compound	Rpt. Limit (%)	Amount (%)
Oxygen	0.17	17
Nitrogen	0.17	82
Methane	0.00017	0.00010 J
Carbon Dioxide	0.017	0.61

Client Sample ID: VMP-8-9.5-110311

Lab ID#: 1111100B-02A

Compound	Rpt. Limit (%)	Amount (%)
Oxygen	0.17	14
Nitrogen	0.17	79
Methane	0.00017	0.000027 J
Carbon Dioxide	0.017	6.5
Helium	0.084	0.0035 J

Client Sample ID: VMP-1-5-110311

Lab ID#: 1111100B-03A

Compound	Rpt. Limit (%)	Amount (%)
Oxygen	0.18	8.5
Nitrogen	0.18	82
Methane	0.00018	1.7
Carbon Dioxide	0.018	7.4
Ethane	0.0018	0.00087 J
Helium	0.088	0.017 J

Client Sample ID: VMP-1-8.5-110311

Lab ID#: 1111I00B-04A

Compound	Rpt. Limit (%)	Amount (%)
Oxygen	0.16	2.3

Air Toxics LTD.
Laboratory Services Since 1989

Summary of Detected Compounds
NATURAL GAS ANALYSIS BY MODIFIED ASTM D-1946

Client Sample ID: VMP-1-8.5-110311

Lab ID#: 1111100B-04A

Nitrogen	0.16	81
Methane	0.00016	3.6
Carbon Dioxide	0.016	12
Ethane	0.0016	0.0020
Helium	0.080	0.0025 J

Air Toxics LTD.
Laboratory Services Since 1989

Client Sample ID: VMP-8-5-110311

Lab ID#: 1111100B-01A

NATURAL GAS ANALYSIS BY MODIFIED ASTM D-1946

File Name:	**9110718**	**Date of Collection:**	**11/3/11 10:06:00 AM**
Dil. Factor:	**1.71**	**Date of Analysis:**	**11/7/11 03:01 PM**

Compound	**Rpt. Limit (%)**	**Amount (%)**
Oxygen	0.17	17
Nitrogen	0.17	82
Carbon Monoxide	0.017	Not Detected
Methane	0.00017	0.00010 J
Carbon Dioxide	0.017	0.61
Ethane	0.0017	Not Detected
Ethene	0.0017	Not Detected
Helium	0.086	Not Detected

J = Estimated value.

Container Type: 1 Liter Summa Canister

Air Toxics LTD.
Laboratory Services Since 1989

Client Sample ID: VMP-8-9.5-110311

Lab ID#: 1111100B-02A

NATURAL GAS ANALYSIS BY MODIFIED ASTM D-1946

File Name:	**9110719**	**Date of Collection:**	**11/3/11 11:10:00 AM**
Dil. Factor:	**1.68**	**Date of Analysis:**	**11/7/11 03:28 PM**

Compound	**Rpt. Limit (%)**	**Amount (%)**
Oxygen	0.17	14
Nitrogen	0.17	79
Carbon Monoxide	0.017	Not Detected
Methane	0.00017	0.000027 J
Carbon Dioxide	0.017	6.5
Ethane	0.0017	Not Detected
Ethene	0.0017	Not Detected
Helium	0.084	0.0035 J

J = Estimated value.

Container Type: 1 Liter Summa Canister

Air Toxics LTD.
Laboratory Services Since 1989

Client Sample ID: VMP-1-5-110311

Lab ID#: 1111100B-03A

NATURAL GAS ANALYSIS BY MODIFIED ASTM D-1946

File Name:	**9110720**	**Date of Collection:**	**11/3/11 2:14:00 PM**
Dil. Factor:	**1.75**	**Date of Analysis:**	**11/7/11 03:51 PM**

Compound	**Rpt. Limit (%)**	**Amount (%)**
Oxygen	0.18	8.5
Nitrogen	0.18	82
Carbon Monoxide	0.018	Not Detected
Methane	0.00018	1.7
Carbon Dioxide	0.018	7.4
Ethane	0.0018	0.00087 J
Ethene	0.0018	Not Detected
Helium	0.088	0.017 J

J = Estimated value.

Container Type: 1 Liter Summa Canister

Air Toxics LTD.
Laboratory Services Since 1989

Client Sample ID: VMP-1-8.5-110311

Lab ID#: 1111100B-04A

NATURAL GAS ANALYSIS BY MODIFIED ASTM D-1946

File Name:	**9110721**	**Date of Collection:**	**11/3/11 3:09:00 PM**
Dil. Factor:	**1.61**	**Date of Analysis:**	**11/7/11 04:24 PM**

Compound	**Rpt. Limit (%)**	**Amount (%)**
Oxygen	0.16	2.3
Nitrogen	0.16	81
Carbon Monoxide	0.016	Not Detected
Methane	0.00016	3.6
Carbon Dioxide	0.016	12
Ethane	0.0016	0.0020
Ethene	0.0016	Not Detected
Helium	0.080	0.0025 J

J = Estimated value.

Container Type: 1 Liter Summa Canister

Air Toxics LTD.
Laboratory Services Since 1989

Client Sample ID: Lab Blank

Lab ID#: 1111100B-05A

NATURAL GAS ANALYSIS BY MODIFIED ASTM D-1946

File Name:	**9110704a**	**Date of Collection: NA**	
Dil. Factor:	**1.00**	**Date of Analysis: 11/7/11 08:04 AM**	

Compound	**Rpt. Limit (%)**	**Amount (%)**
Oxygen	0.10	Not Detected
Nitrogen	0.10	0.059 J
Carbon Monoxide	0.010	Not Detected
Methane	0.00010	Not Detected
Carbon Dioxide	0.010	Not Detected
Ethane	0.0010	Not Detected
Ethene	0.0010	Not Detected

J = Estimated value.

Container Type: NA - Not Applicable

Air Toxics LTD.
Laboratory Services Since 1989

Client Sample ID: Lab Blank

Lab ID#: 1111100B-05B

NATURAL GAS ANALYSIS BY MODIFIED ASTM D-1946

File Name:	**9110703ba**	**Date of Collection: NA**	
Dil. Factor:	**1.00**	**Date of Analysis: 11/7/11 07:41 AM**	

Compound	**Rpt. Limit (%)**	**Amount (%)**
Helium	0.050	Not Detected

Container Type: NA - Not Applicable

Air Toxics LTD.
Laboratory Services Since 1989

Client Sample ID: LCS

Lab ID#: 1111100B-06A

NATURAL GAS ANALYSIS BY MODIFIED ASTM D-1946

File Name:	**9110702**	**Date of Collection: NA**	
Dil. Factor:	**1.00**	**Date of Analysis: 11/7/11 07:16 AM**	

Compound	**%Recovery**
Oxygen	100
Nitrogen	101
Carbon Monoxide	99
Methane	99
Carbon Dioxide	100
Ethane	101
Ethene	100
Helium	93

Container Type: NA - Not Applicable

Air Toxics LTD.
Laboratory Services Since 1989

Client Sample ID: LCSD

Lab ID#: 1111100B-06AA

NATURAL GAS ANALYSIS BY MODIFIED ASTM D-1946

File Name:	**9110725**	**Date of Collection: NA**	
Dil. Factor:	**1.00**	**Date of Analysis: 11/7/11 08:44 PM**	

Compound	**%Recovery**
Oxygen	100
Nitrogen	101
Carbon Monoxide	98
Methane	98
Carbon Dioxide	99
Ethane	100
Ethene	99
Helium	93

Container Type: NA - Not Applicable

1111100

Shell Oil Products Chain Of Custody Record

URS

Air Toxics LTD.
Project Name: Roxana Soil Vapor
Project # 21562593.00010
Lab Vendor #

Please Check Appropriate Box:
☒ ENV. SERVICES ☐ MOTIVA RETAIL ☐ SHELL RETAIL
☐ MOTIVA SOACH ☐ CONSULTANT ☐ LUBES
☐ SHELL PIPELINE ☐ OTHER _____

Print Bill To Contact Name: Thomas Adams

INCIDENT # (ENV SERVICES): 9 7 2 1 6 6 4 0

☐ CHECK IF NO INCIDENT # APPLIES

DATE: 4-Nov-11

PAGE: 1 of 1

PO #:

SAP #: 3 4 0 0 6 1

SAMPLING COMPANY: URS CORPORATION

LOG CODE:

SITE ADDRESS: Street and City: 900 SOUTH CENTRAL AVE – ROXANA

State: IL

GLOBAL ID NO.:

ADDRESS: 1001 HIGHLANDS PLAZA DRIVE WEST - SUITE 300, ST. LOUIS, MO 63110

EDF DELIVERABLE TO (Name, Company, City & Location): Elizabeth Kunkel, URS, St. Louis

PHONE NO.: 314-743-4179

E-MAIL: elizabeth.kunkel@urs.com

CONSULTANT PROJECT NAME/#: Roxana Soil Vapor

LABORATORY ADDRESS: Air Toxics, LTD 180 Blue Ravine Road, Suite B Folsom, CA 95630-4719

SAMPLER NAME(S) (PRINT):

TELEPHONE: 314-429-0100

FAX: 314-429-0462

EDF To Contact E-MAIL: thomas.adams@urs.com

TURNAROUND TIME (CALENDAR DAYS):
☒ STANDARD (14 DAY) ☐ 5 DAYS ☐ 3 DAYS ☐ 2 DAYS ☐ 24 HOURS ☐ RESULTS NEEDED ON WEEKEND

☐ LA - RWQCB REPORT FORMAT ☒ UST AGENCY:

DELIVERABLES: ☐ LEVEL 1 ☐ LEVEL 2 ☐ LEVEL 3 ☒ LEVEL 4 ☐ OTHER (SPECIFY) _____

☒ SHELL CONTRACT RATE APPLIES
☐ STATE REIMBURSEMENT RATE APPLIES
☐ EDD NOT NEEDED
☒ RECEIPT VERIFICATION REQUESTED

REQUESTED ANALYSIS

Turn Around Time: ☒ Normal ☐ Rush ☐ Specify

Lab Use Only: Pressurized by: Date: Pressurization Gas: N2 He

Lab Use Only	Field Sample Identification	SAMPLING DATE	SAMPLING TIME	Canister Number	Canister Pressure/Vacuum Initial	Final	Receipt	Final (psi)	Modified TO-15 + Butane & Isopentane	ASTM D-1946 + Helium	ASTM D-1946		Sample PID (ppm)
01	VMP-8-5-110311	11/03/11	0938 - 1006	1156	-30	-3			X	X			
02	VMP-8-9.5-110311	11/03/11	1043 - 1110	842	-30	-8			X	X			
03	VMP-1-5-110311	11/03/11	1355 - 1414	3658	-27	-9			X	X			
04	VMP-1-8.5-110311	11/03/11	1443 - 1509	1128	-30	-7			X	X			
									X	X			
									X	X			
									X	X			
									X	X			
									X	X			
									X	X			

ADDITIONAL NOTES:
- 14 day hold time
- Report results between MDL and RL
- Level IV ECVP

Relinquished by: (Signature)	Received by: (Signature)	Date:	Time:
[signature]	Fed Ex	11/4/11	1700
[signature]	[signature] ATL	11.5.11	0910

05/2006 Revision

Fed Ex

CUSTODY SEAL INTACT?
Y N NONE TE [signature]

Roxana Soil Vapor Quarterly – 4th Quarter 2011 Data Review

Laboratory SDG: 1111101A, B

Data Reviewer: Melissa Mansker

Peer Reviewer: Elizabeth Kunkel

Date Reviewed: 12/5/2011

Guidance: USEPA National Functional Guidelines for Superfund Organic Methods Data Review 2008

Sample Identification	Sample Identification
VMP-20-5-110111	VMP-20-10-110111
VMP-21-5-110111	VMP-21-10-110111
VMP-22-5-110111	VMP-22-10-110211
VMP-23-5-110211	VMP-23-10-110211
VMP-24-5-110211	VMP-24-5-110211-DUP
VMP-24-10-110211	VMP-9-5-110411
VMP-9-11.5-110411	

1.0 Data Package Completeness

Were all items delivered as specified in the QAPP and COC as appropriate?

Yes

2.0 Laboratory Case Narrative \ Cooler Receipt Form

Were problems noted in the laboratory case narrative or cooler receipt form?

Although not indicated in the laboratory case narrative, analytes were detected in the method blank. TO-15 LCS recoveries were outside evaluation criteria. The compound 4-methyl-2-pentanone was qualified due to field duplicate RPD outside evaluation criteria in field duplicate pair, VMP-24-10-110211/VMP-24-10-110211-Dup. Samples were diluted due to high levels of target analytes. These issues are addressed further in the appropriate sections below.

No issues or discrepancies were noted in the cooler receipt form.

3.0 Holding Times

Were samples extracted/analyzed within applicable limits?

Yes

4.0 Blank Contamination

Were any analytes detected in the Method Blanks, Field Blanks or Trip Blanks?

Yes

Blank ID	Parameter	Analyte	Concentration/ Amount
1111101A-14A	TO-15	Carbon disulfide	0.55 ppbv /1.7 µg/m^3

Blank ID	Parameter	Analyte	Concentration/ Amount
1111101A-14A	TO-15	Methylene chloride	0.18 ppbv /0.64 µg/m^3
1111101A-14A	TO-15	1,2-Dichloroethane	0.15 ppbv /0.62 µg/m^3
1111101A-14A	TO-15	cis-1,3-Dichloroethane	0.14 ppbv /0.62 µg/m^3
1111101A-14A	TO-15	trans-1,3-Dichloropropene	0.28 ppbv /1.3 µg/m^3
1111101A-14A	TO-15	1,2-Dibromothane (EDB)	0.20 ppbv /1.6 µg/m^3
1111101A-14A	TO-15	Chlorobenzene	0.15 ppbv /0.68 µg/m^3
1111101A-14A	TO-15	m,p-Xylene	0.13 ppbv /0.58 µg/m^3
1111101A-14A	TO-15	Styrene	0.10 ppbv /0.44 µg/m^3
1111101A-14A	TO-15	Bromoform	0.13 ppbv /1.3 µg/m^3
1111101A-14A	TO-15	Cumene	0.19 ppbv /0.94 µg/m^3
1111101A-14A	TO-15	1,1,2,2-Tetrachloroethane	0.14 ppbv /0.93 µg/m^3
1111101A-14A	TO-15	Propylbenzene	0.20 ppbv /0.96 µg/m^3
1111101A-14A	TO-15	4-Ethyltoluene	0.20 ppbv /1.0 µg/m^3
1111101A-14A	TO-15	1,3,5-Trimethylbenzene	0.20 ppbv /0.99 µg/m^3
1111101A-14A	TO-15	1,2,4-Trimethylbenzene	0.26 ppbv /1.3 µg/m^3
1111101A-14A	TO-15	1,3-Dichlorobenzene	0.37 ppbv /2.2 µg/m^3
1111101A-14A	TO-15	1,4-Dichlorobenzene	0.42 ppbv /2.5 µg/m^3
1111101A-14A	TO-15	alpha-Chlorotoluene	0.21 ppbv /1.1 µg/m^3
1111101A-14A	TO-15	1,2-Dichlorobenzene	0.36 ppbv /2.2 µg/m^3
1111101A-14A	TO-15	1,2,4-Trichlorobenzene	1.1 ppbv /8.0 µg/m^3
1111101A-14A	TO-15	Hexachlorobutadiene	0.54 ppbv /5.8 µg/m^3
1111101A-14B	TO-15	Carbon disulfide	0.56 ppbv /1.7 µg/m^3
1111101A-14B	TO-15	Methylene chloride	0.17 ppbv /0.60 µg/m^3
1111101A-14B	TO-15	1,1,1-Trichloroethane	0.046 ppbv /0.25 µg/m^3
1111101A-14B	TO-15	Benzene	0.090 ppbv /0.29 µg/m^3
1111101A-14B	TO-15	1,2-Dichloroethane	0.14 ppbv /0.58 µg/m^3
1111101A-14B	TO-15	cis-1,3-Dichloroethane	0.16 ppbv /0.73 µg/m^3
1111101A-14B	TO-15	trans-1,3-Dichloropropene	0.24 ppbv /1.1 µg/m^3
1111101A-14B	TO-15	1,2-Dibromothane (EDB)	0.19 ppbv /1.4 µg/m^3
1111101A-14B	TO-15	Chlorobenzene	0.16 ppbv /0.74 µg/m^3
1111101A-14B	TO-15	m,p-Xylene	0.13 ppbv /0.57 µg/m^3
1111101A-14B	TO-15	Styrene	0.15 ppbv /0.62 µg/m^3
1111101A-14B	TO-15	Cumene	0.22 ppbv /1.1 µg/m^3
1111101A-14B	TO-15	1,1,2,2-Tetrachloroethane	0.14 ppbv /0.95 µg/m^3
1111101A-14B	TO-15	Propylbenzene	0.18 ppbv /0.88 µg/m^3
1111101A-14B	TO-15	4-Ethyltoluene	0.19 ppbv /0.96 µg/m^3
1111101A-14B	TO-15	1,3,5-Trimethylbenzene	0.29 ppbv /1.4 µg/m^3
1111101A-14B	TO-15	1,2,4-Trimethylbenzene	0.22 ppbv /1.1 µg/m^3
1111101A-14B	TO-15	1,3-Dichlorobenzene	0.30 ppbv /1.8 µg/m^3
1111101A-14B	TO-15	1,4-Dichlorobenzene	0.41 ppbv /2.5 µg/m^3
1111101A-14B	TO-15	alpha-Chlorotoluene	0.24 ppbv /1.3 µg/m^3
1111101A-14B	TO-15	1,2-Dichlorobenzene	0.32 ppbv /2.0 µg/m^3
1111101A-14B	TO-15	1,2,4-Trichlorobenzene	0.96 ppbv /7.2 µg/m^3
1111101A-14B	TO-15	Hexachlorobutadiene	0.54 ppbv /5.7 µg/m^3

Blank ID	Parameter	Analyte	Concentration/ Amount
1111101B-14A	Natural gases	Nitrogen	0.059 %

Qualifications due to blank contamination are included in the table below. Analytical data that were reported non-detect or at concentrations greater than five times (5X) the associated blank concentration did not require qualification.

Sample ID	Parameter	Analyte	New Reporting Limit (RL)	Qualification
VMP-20-5-110111	TO-15	Carbon disulfide	-	**U**
VMP-20-5-110111	TO-15	Methylene chloride	-	**U**
VMP-20-5-110111	TO-15	Cumene	-	**U**
VMP-20-5-110111	TO-15	Propylbenzene	-	**U**
VMP-20-5-110111	TO-15	4-Ethyltoluene	-	**U**
VMP-20-5-110111	TO-15	1,2,4-Trimethylbenzene	-	**U**
VMP-20-10-110111	TO-15	Carbon disulfide	-	**U**
VMP-20-10-110111	TO-15	m,p-Xylene	-	**U**
VMP-20-10-110111	TO-15	Cumene	-	**U**
VMP-21-5-110111	TO-15	Carbon disulfide	-	**U**
VMP-21-5-110111	TO-15	Methylene chloride	-	**U**
VMP-21-10-110111	TO-15	Carbon disulfide	-	**U**
VMP-21-10-110111	TO-15	m,p-Xylene	-	**U**
VMP-21-10-110111	TO-15	Cumene	-	**U**
VMP-22-5-110111	TO-15	Carbon disulfide	-	**U**
VMP-22-5-110111	TO-15	Methylene chloride	-	**U**
VMP-22-5-110111	TO-15	m,p-Xylene	-	**U**
VMP-22-5-110111	TO-15	Cumene	-	**U**
VMP-22-10-110211	TO-15	Carbon disulfide	-	**U**
VMP-22-10-110211	TO-15	Methylene chloride	-	**U**
VMP-22-10-110211	TO-15	m,p-Xylene	-	**U**
VMP-22-10-110211	TO-15	Cumene	-	**U**
VMP-23-5-110211	TO-15	Carbon disulfide	-	**U**
VMP-23-5-110211	TO-15	Methylene chloride	-	**U**
VMP-23-5-110211	TO-15	m,p-Xylene	-	**U**
VMP-23-10-110211	TO-15	Carbon disulfide	-	**U**
VMP-23-10-110211	TO-15	Propylbenzene	-	**U**
VMP-23-10-110211	TO-15	4-Ethyltoluene	-	**U**
VMP-23-10-110211	TO-15	1,3,5-Trimethylbenzene	-	**U**
VMP-23-10-110211	TO-15	1,2,4-Trimethylbenzene	-	**U**
VMP-24-5-110211	TO-15	Carbon disulfide	-	**U**
VMP-24-5-110211	TO-15	Methylene chloride	-	**U**
VMP-24-5-110211	TO-15	Propylbenzene	-	**U**
VMP-24-5-110211	TO-15	4-Ethyltoluene	-	**U**

Sample ID	Parameter	Analyte	New Reporting Limit (RL)	Qualification
VMP-24-5-110211	TO-15	1,3,5-Trimethylbenzene	-	**U**
VMP-24-5-110211	TO-15	1,2,4-Trimethylbenzene	-	**U**
VMP-24-5-110211-DUP	TO-15	Carbon disulfide	-	**U**
VMP-24-5-110211-DUP	TO-15	Propylbenzene	-	**U**
VMP-24-5-110211-DUP	TO-15	1,3,5-Trimethylbenzene	-	**U**
VMP-24-5-110211-DUP	TO-15	1,4-Dichlorobenzene	-	**U**
VMP-24-10-110211	TO-15	Carbon disulfide	-	**U**
VMP-24-10-110211	TO-15	Methylene chloride	-	**U**
VMP-24-10-110211	TO-15	m,p-Xylene	-	**U**
VMP-24-10-110211	TO-15	Cumene	0.90 ppbv/ 4.4 $\mu g/m^3$	**U**
VMP-24-10-110211	TO-15	4-Ethyltoluene	-	**U**
VMP-24-10-110211	TO-15	1,2,4-Trimethylbenzene	-	**U**
VMP-9-5-110411	TO-15	Carbon disulfide	-	**U**
VMP-9-5-110411	TO-15	trans-1,3-Dichloropropene	-	**U**
VMP-9-5-110411	TO-15	1,2-Dibromoethane (EDB)	-	**U**
VMP-9-5-110411	TO-15	m,p-Xylene	-	**U**
VMP-9-5-110411	TO-15	Cumene	-	**U**
VMP-9-5-110411	TO-15	Propylbenzene	-	**U**
VMP-9-5-110411	TO-15	4-Ethyltoluene	-	**U**
VMP-9-5-110411	TO-15	1,3,5-Trimethylbenzene	-	**U**
VMP-9-5-110411	TO-15	1,2,4-Trimethylbenzene	-	**U**
VMP-9-5-110411	TO-15	1,3-Dichlorobenzene	-	**U**
VMP-9-5-110411	TO-15	1,4-Dichlorobenzene	-	**U**
VMP-9-5-110411	TO-15	alpha-Chlorotoluene	-	**U**
VMP-9-5-110411	TO-15	1,2-Dichlorobenzene	-	**U**
VMP-9-5-110411	TO-15	1,2,4-Trichlorobenzene	-	**U**
VMP-9-11.5-110411	TO-15	Carbon disulfide	-	**U**
VMP-9-11.5-110411	TO-15	Methylene chloride	-	**U**
VMP-9-11.5-110411	TO-15	m,p-Xylene	-	**U**
VMP-9-11.5-110411	TO-15	Cumene	-	**U**
VMP-9-11.5-110411	TO-15	Propylbenzene	-	**U**
VMP-9-11.5-110411	TO-15	4-Ethyltoluene	-	**U**
VMP-9-11.5-110411	TO-15	1,3,5-Trimethylbenzene	-	**U**
VMP-9-11.5-110411	TO-15	1,2,4-Trimethylbenzene	-	**U**
VMP-9-11.5-110411	TO-15	1,4-Dichlorobenzene	-	**U**
VMP-9-11.5-110411	TO-15	1,2,4-Trichlorobenzene	-	**U**

5.0 Laboratory Control Sample

Were LCS recoveries within evaluation criteria?

No

LCS ID	Parameter	Analyte	LCS/LCSD Recovery	LCS/LCSD Criteria
1111101A-016A/AA	TO-15	Hexachlorobutadiene	129/**133**	70-130
1111101A-016B/BB	TO-15	Hexachlorobutadiene	124/**132**	70-130

Analytical data which were reported as non-detect and associated with LCS recoveries above evaluation criteria, indicating a possible high bias, did not require qualification. No qualification of data was required.

6.0 Surrogate Recoveries

Were surrogate recoveries within evaluation criteria?

Yes

7.0 Matrix Spike and Matrix Spike Duplicate Recoveries

Were MS/MSD samples analyzed as part of this SDG?

MS/MSD samples are not applicable for vapor samples, due to the inability to spike the samples.

8.0 Laboratory Duplicate Results

Were laboratory duplicate samples collected as part of this SDG?

No

9.0 Field Duplicate Results

Were field duplicate samples collected as part of this SDG?

Yes

Field ID	Field Duplicate ID
VMP-24-5-110211	VMP-24-5-110211-DUP

Were field duplicate sample RPDs within evaluation criteria?

No

Field ID	Field Duplicate ID	Parameter	Analyte	RPD	Qualification
VMP-24-5-110211	VMP-24-5-110211-DUP	TO-15	4-Methyl-2-pentanone	**67**	**J/J**

10.0 Sample Dilutions

For samples that were diluted and nondetect, were undiluted results also reported?

Not applicable; analytes were detected in samples that were diluted.

11.0 Additional Qualifications

Were additional qualifications applied?

No

Air Toxics LTD.
Laboratory Services Since 1989

11/18/2011
Mr. Jeff Adams
URS Corporation
1001 Highlands Plaza Dr. West
Suite 300
St. Louis MO 63110

Project Name: Roxana Soil Vapor
Project #: 21562593.00010
Workorder #: 1111101A

Dear Mr. Jeff Adams

The following report includes the data for the above referenced project for sample(s) received on 11/5/2011 at Air Toxics Ltd.

The data and associated QC analyzed by Modified TO-15 are compliant with the project requirements or laboratory criteria with the exception of the deviations noted in the attached case narrative.

Thank you for choosing Air Toxics Ltd. for your air analysis needs. Air Toxics Ltd. is committed to providing accurate data of the highest quality. Please feel free to contact the Project Manager: Kelly Buettner at 916-985-1000 if you have any questions regarding the data in this report.

Regards,

Kelly Buettner

Kelly Buettner
Project Manager

Reviewed on 12/5/2011

Air Toxics LTD.
Laboratory Services Since 1989

WORK ORDER #: 1111101A

Work Order Summary

CLIENT:	Mr. Jeff Adams URS Corporation 1001 Highlands Plaza Dr. West Suite 300 St. Louis, MO 63110	**BILL TO:**	Accounts Payable Austin URS Corporation P.O. BOX 203970 Austin, TX 78720-1088
PHONE:	314-429-0100	**P.O. #**	
FAX:		**PROJECT #**	21562593.00010 Roxana Soil Vapor
DATE RECEIVED:	11/05/2011	**CONTACT:**	Kelly Buettner
DATE COMPLETED:	11/18/2011		

FRACTION #	NAME	TEST	RECEIPT VAC./PRES.	FINAL PRESSURE
01A	VMP-20-5-110111	Modified TO-15	5.0 "Hg	5 psi
02A	VMP-20-10-110111	Modified TO-15	6.5 "Hg	5 psi
03A	VMP-21-5-110111	Modified TO-15	6.5 "Hg	5 psi
04A	VMP-21-10-110111	Modified TO-15	6.5 "Hg	5 psi
05A	VMP-22-5-110111	Modified TO-15	6.0 "Hg	5 psi
06A	VMP-22-10-110211	Modified TO-15	6.5 "Hg	5 psi
07A	VMP-23-5-110211	Modified TO-15	8.5 "Hg	5 psi
08A	VMP-23-10-110211	Modified TO-15	8.0 "Hg	5 psi
09A	VMP-24-5-110211	Modified TO-15	8.5 "Hg	5 psi
10A	VMP-24-5-110211-DUP	Modified TO-15	8.5 "Hg	5 psi
11A	VMP-24-10-110211	Modified TO-15	5.5 "Hg	5 psi
12A	VMP-9-5-110411	Modified TO-15	7.0 "Hg	5 psi
13A	VMP-9-11.5-110411	Modified TO-15	7.0 "Hg	5 psi
14A	Lab Blank	Modified TO-15	NA	NA
14B	Lab Blank	Modified TO-15	NA	NA
15A	CCV	Modified TO-15	NA	NA
15B	CCV	Modified TO-15	NA	NA

Continued on next page

Air Toxics LTD.
Laboratory Services Since 1989

WORK ORDER #: 1111101A

Work Order Summary

CLIENT:	Mr. Jeff Adams URS Corporation 1001 Highlands Plaza Dr. West Suite 300 St. Louis, MO 63110	**BILL TO:**	Accounts Payable Austin URS Corporation P.O. BOX 203970 Austin, TX 78720-1088
PHONE:	314-429-0100	**P.O. #**	
FAX:		**PROJECT #**	21562593.00010 Roxana Soil Vapor
DATE RECEIVED:	11/05/2011	**CONTACT:**	Kelly Buettner
DATE COMPLETED:	11/18/2011		

FRACTION #	NAME	TEST	RECEIPT VAC./PRES.	FINAL PRESSURE
16A	LCS	Modified TO-15	NA	NA
16AA	LCSD	Modified TO-15	NA	NA
16B	LCS	Modified TO-15	NA	NA
16BB	LCSD	Modified TO-15	NA	NA

CERTIFIED BY: Linda J. Freeman DATE: 11/18/11

Laboratory Director

Certfication numbers: AZ Licensure AZ0719, CA NELAP - 02110CA, LA NELAP - 02089,
NY NELAP - 11291, TX NELAP - T104704434-11-3, UT NELAP -CA009332011-1, WA NELAP - C935
Name of Accrediting Agency: NELAP/Florida Departmcnt of Health, Scope of Application: Clean Air Act,
Acercditation number: E87680, Effective date: 07/01/11 , Expiration date: 06/30/12.
Air Toxics Ltd. certifies that the test results containcd in this report meet all requirements of the NELAC standards

This report shall not be reproduced, except in full, without the written approval of Air Toxics Ltd.

180 BLUE RAVINE ROAD, SUITE B FOLSOM, CA - 95630
(916) 985-1000 . (800) 985-5955 . FAX (916) 985-1020

LABORATORY NARRATIVE
EPA Method TO-15
URS Corporation
Workorder# 1111101A

Thirteen 1 Liter Summa Canister samples were received on November 05, 2011. The laboratory performed analysis via EPA Method TO-15 using GC/MS in the full scan mode.

This workorder was independently validated prior to submittal using 'USEPA National Functional Guidelines' as generally applied to the analysis of volatile organic compounds in air. A rules-based, logic driven, independent validation engine was employed to assess completeness, evaluate pass/fail of relevant project quality control requirements and verification of all quantified amounts.

Receiving Notes

There were no receiving discrepancies.

Analytical Notes

As per project specific client request the laboratory has reported estimated values for target compound hits that are below the Reporting Limit but greater than the Method Detection Limit. Concentrations that are below the level at which the canister was certified may be false positives.

Definition of Data Qualifying Flags

Eight qualifiers may have been used on the data analysis sheets and indicates as follows:

B - Compound present in laboratory blank greater than reporting limit (background subtraction not performed).
J - Estimated value.
E - Exceeds instrument calibration range.
S - Saturated peak.
Q - Exceeds quality control limits.
U - Compound analyzed for but not detected above the reporting limit.
UJ- Non-detected compound associated with low bias in the CCV and/or LCS.
N - The identification is based on presumptive evidence.

File extensions may have been used on the data analysis sheets and indicates as follows:
a-File was requantified
b-File was quantified by a second column and detector
r1-File was requantified for the purpose of reissue

Air Toxics LTD.
Laboratory Services Since 1989

Summary of Detected Compounds
EPA METHOD TO-15 GC/MS FULL SCAN

Client Sample ID: VMP-20-5-110111

Lab ID#: 1111101A-01A

Compound	Rpt. Limit (ppbv)	Amount (ppbv)	Rpt. Limit (ug/m3)	Amount (ug/m3)
Freon 12	0.80	0.41 J	4.0	2.0 J
Chloromethane	3.2	6.8	6.6	14
Freon 11	0.80	0.55 J	4.5	3.1 J
Ethanol	3.2	18	6.1	33
Acetone	3.2	7.2	7.6	17
2-Propanol	3.2	3.4	7.9	8.3
Carbon Disulfide	3.2	~~0.78 J~~ U	10	~~2.4 J~~ U
Methylene Chloride	0.80	~~0.44 J~~ U	2.8	~~1.5 J~~ U
Hexane	0.80	1.3	2.8	4.7
2-Butanone (Methyl Ethyl Ketone)	3.2	1.2 J	9.5	3.7 J
Tetrahydrofuran	0.80	0.40 J	2.4	1.2 J
Cyclohexane	0.80	0.31 J	2.8	1.1 J
2,2,4-Trimethylpentane	0.80	0.37 J	3.8	1.7 J
Benzene	0.80	4.8	2.6	15
Heptane	0.80	0.56 J	3.3	2.3 J
4-Methyl-2-pentanone	0.80	4.7	3.3	19
Toluene	0.80	5.0	3.0	19
Ethyl Benzene	0.80	0.70 J	3.5	3.0 J
m,p-Xylene	0.80	1.8	3.5	7.8
o-Xylene	0.80	0.36 J	3.5	1.6 J
Cumene	0.80	~~0.37 J~~ U	4.0	~~1.8 J~~ U
Propylbenzene	0.80	~~0.11 J~~ U	4.0	~~0.52 J~~ U
4-Ethyltoluene	0.80	~~0.18 J~~ U	4.0	~~0.88 J~~ U
1,2,4-Trimethylbenzene	0.80	~~0.27 J~~ U	4.0	~~1.3 J~~ U
Butane	3.2	1.7 J	7.6	4.0 J
Isopentane	3.2	2.2 J	9.5	6.4 J

Client Sample ID: VMP-20-10-110111

Lab ID#: 1111101A-02A

Compound	Rpt. Limit (ppbv)	Amount (ppbv)	Rpt. Limit (ug/m3)	Amount (ug/m3)

Air Toxics LTD.
Laboratory Services Since 1989

Summary of Detected Compounds
EPA METHOD TO-15 GC/MS FULL SCAN

Client Sample ID: VMP-20-10-110111

Lab ID#: 1111101A-02A

Compound	Rpt. Limit (ppbv)	Amount (ppbv)	Rpt. Limit (ug/m3)	Amount (ug/m3)
Freon 12	0.86	0.51 J	4.2	2.5 J
Freon 11	0.86	1.2	4.8	6.9
Ethanol	3.4	5.5	6.4	10
Acetone	3.4	9.9	8.1	23
2-Propanol	3.4	2.7 J	8.4	6.6 J
Carbon Disulfide	3.4	~~0.91 J~~ u	11	~~2.8 J~~ u
Methylene Chloride	0.86	1.1	3.0	3.7
2-Butanone (Methyl Ethyl Ketone)	3.4	0.64 J	10	1.9 J
Benzene	0.86	0.56 J	2.7	1.8 J
4-Methyl-2-pentanone	0.86	3.0	3.5	12
Toluene	0.86	2.5	3.2	9.5
m,p-Xylene	0.86	~~0.40 J~~ u	3.7	~~1.7 J~~ u
Cumene	0.86	~~0.29 J~~ u	4.2	~~1.4 J~~ u

Client Sample ID: VMP-21-5-110111

Lab ID#: 1111101A-03A

Compound	Rpt. Limit (ppbv)	Amount (ppbv)	Rpt. Limit (ug/m3)	Amount (ug/m3)
Freon 12	1.1	0.44 J	5.6	2.2 J
Ethanol	4.6	10	8.6	19
Acetone	4.6	7.2	11	17
2-Propanol	4.6	4.9	11	12
Carbon Disulfide	4.6	~~0.80 J~~	14	~~2.5 J~~
Methylene Chloride	1.1	~~0.91 J~~	4.0	~~3.2 J~~
Hexane	1.1	1.6	4.0	5.6
2-Butanone (Methyl Ethyl Ketone)	4.6	1.3 J	13	3.9 J
Tetrahydrofuran	1.1	0.36 J	3.4	1.1 J
Cyclohexane	1.1	2.8	3.9	9.5
2,2,4-Trimethylpentane	1.1	3.3	5.3	16
Benzene	1.1	3.5	3.6	11
Heptane	1.1	1.2	4.7	4.9

Air Toxics LTD.
Laboratory Services Since 1989

Summary of Detected Compounds
EPA METHOD TO-15 GC/MS FULL SCAN

Client Sample ID: VMP-21-5-110111

Lab ID#: 1111101A-03A

4-Methyl-2-pentanone	1.1	5.8	4.7	24
Toluene	1.1	2.0	4.3	7.4
Ethyl Benzene	1.1	6.5	4.9	28
m,p-Xylene	1.1	10	5.0	44
o-Xylene	1.1	4.3	5.0	18
Cumene	1.1	1.3	5.6	6.4
Propylbenzene	1.1	3.3	5.6	16
4-Ethyltoluene	1.1	6.2	5.6	30
1,3,5-Trimethylbenzene	1.1	6.6	5.6	33
1,2,4-Trimethylbenzene	1.1	26	5.6	130
Isopentane	4.6	1.3 J	13	3.9 J

Client Sample ID: VMP-21-10-110111

Lab ID#: 1111101A-04A

Compound	Rpt. Limit (ppbv)	Amount (ppbv)	Rpt. Limit (ug/m3)	Amount (ug/m3)
Freon 12	0.86	0.45 J	4.2	2.2 J
Freon 11	0.86	0.24 J	4.8	1.4 J
Ethanol	3.4	13	6.4	25
Acetone	3.4	6.5	8.1	15
2-Propanol	3.4	5.7	8.4	14
Carbon Disulfide	3.4	~~0.53 J~~ U	11	~~1.7 J~~ U
Methylene Chloride	0.86	1.1	3.0	3.8
2-Butanone (Methyl Ethyl Ketone)	3.4	1.4 J	10	4.3 J
Tetrahydrofuran	0.86	1.5	2.5	4.5
Benzene	0.86	0.72 J	2.7	2.3 J
4-Methyl-2-pentanone	0.86	5.2	3.5	21
Toluene	0.86	1.9	3.2	7.3
Tetrachloroethene	0.86	0.87	5.8	5.9
m,p-Xylene	0.86	~~0.39 J~~ U	3.7	~~1.7 J~~ U
Cumene	0.86	~~0.35 J~~ U	4.2	~~1.7 J~~ U
Isopentane	3.4	1.9 J	10	5.5 J

Air Toxics LTD.
Laboratory Services Since 1989

Summary of Detected Compounds
EPA METHOD TO-15 GC/MS FULL SCAN

Client Sample ID: VMP-22-5-110111

Lab ID#: 1111101A-05A

Compound	Rpt. Limit (ppbv)	Amount (ppbv)	Rpt. Limit (ug/m3)	Amount (ug/m3)
Freon 12	0.84	0.42 J	4.2	2.1 J
Chloromethane	3.4	0.86 J	6.9	1.8 J
Ethanol	3.4	12	6.3	23
Acetone	3.4	14	8.0	32
2-Propanol	3.4	5.0	8.2	12
Carbon Disulfide	3.4	~~1.5 J~~ U	10	~~4.5 J~~ U
Methylene Chloride	0.84	~~0.41 J~~ U	2.9	~~1.4 J~~ U
2-Butanone (Methyl Ethyl Ketone)	3.4	2.2 J	9.9	6.3 J
Chloroform	0.84	0.36 J	4.1	1.8 J
2,2,4-Trimethylpentane	0.84	0.088 J	3.9	0.41 J
Benzene	0.84	3.8	2.7	12
1,4-Dioxane	3.4	20	12	70
4-Methyl-2-pentanone	0.84	7.8	3.4	32
Toluene	0.84	2.9	3.2	11
Ethyl Benzene	0.84	0.22 J	3.6	0.96 J
m,p-Xylene	0.84	~~0.60 J~~ U	3.6	~~2.6 J~~ U
Cumene	0.84	~~0.57 J~~ U	4.1	~~2.8 J~~ U

Client Sample ID: VMP-22-10-110211

Lab ID#: 1111101A-06A

Compound	Rpt. Limit (ppbv)	Amount (ppbv)	Rpt. Limit (ug/m3)	Amount (ug/m3)
Freon 12	0.86	0.50 J	4.2	2.4 J
Ethanol	3.4	5.6	6.4	10
Acetone	3.4	5.4	8.1	13
2-Propanol	3.4	3.7	8.4	9.0
Carbon Disulfide	3.4	~~0.51 J~~ U	11	~~1.6 J~~ U
Methylene Chloride	0.86	~~0.48 J~~ U	3.0	~~1.7 J~~ U
2-Butanone (Methyl Ethyl Ketone)	3.4	1.1 J	10	3.3 J
Chloroform	0.86	3.0	4.2	14
Benzene	0.86	1.9	2.7	6.0

Air Toxics LTD.
Laboratory Services Since 1989

Summary of Detected Compounds
EPA METHOD TO-15 GC/MS FULL SCAN

Client Sample ID: VMP-22-10-110211

Lab ID#: 1111101A-06A

4-Methyl-2-pentanone	0.86	5.4	3.5	22
Toluene	0.86	1.6	3.2	6.0
m,p-Xylene	0.86	~~0.41 J~~ U	3.7	~~1.8 J~~ U
Cumene	0.86	~~0.47 J~~ U	4.2	~~2.3 J~~ U

Client Sample ID: VMP-23-5-110211

Lab ID#: 1111101A-07A

Compound	Rpt. Limit (ppbv)	Amount (ppbv)	Rpt. Limit (ug/m3)	Amount (ug/m3)
Freon 12	0.94	0.42 J	4.6	2.0 J
Ethanol	3.7	13	7.0	25
Acetone	3.7	14	8.9	35
2-Propanol	3.7	5.6	9.2	14
Carbon Disulfide	3.7	~~0.54 J~~ U	12	~~1.7 J~~ U
Methylene Chloride	0.94	~~0.33 J~~ U	3.2	~~1.1 J~~ U
Hexane	0.94	0.35 J	3.3	1.2 J
2,2,4-Trimethylpentane	0.94	0.12 J	4.4	0.55 J
Benzene	0.94	5.0	3.0	16
4-Methyl-2-pentanone	0.94	8.3	3.8	34
Toluene	0.94	2.6	3.5	9.8
2-Hexanone	3.7	0.25 J	15	1.0 J
m,p-Xylene	0.94	~~0.64 J~~ U	4.1	~~2.8 J~~ U
Cumene	0.94	1.0	4.6	5.0

Client Sample ID: VMP-23-10-110211

Lab ID#: 1111101A-08A

Compound	Rpt. Limit (ppbv)	Amount (ppbv)	Rpt. Limit (ug/m3)	Amount (ug/m3)
Freon 12	0.92	0.38 J	4.5	1.9 J
Ethanol	3.7	16	6.9	30
Acetone	3.7	12	8.7	29
2-Propanol	3.7	8.0	9.0	20
Carbon Disulfide	3.7	~~0.49 J~~ U	11	~~1.5 J~~ U

Air Toxics LTD.
Laboratory Services Since 1989

Summary of Detected Compounds
EPA METHOD TO-15 GC/MS FULL SCAN

Client Sample ID: VMP-23-10-110211

Lab ID#: 1111101A-08A

Hexane	0.92	0.40 J	3.2	1.4 J
2-Butanone (Methyl Ethyl Ketone)	3.7	2.8 J	11	8.3 J
2,2,4-Trimethylpentane	0.92	0.10 J	4.3	0.47 J
Benzene	0.92	6.7	2.9	21
4-Methyl-2-pentanone	0.92	16	3.7	64
Toluene	0.92	3.8	3.4	14
2-Hexanone	3.7	0.40 J	15	1.6 J
Ethyl Benzene	0.92	0.31 J	4.0	1.3 J
m,p-Xylene	0.92	0.96	4.0	4.2
o-Xylene	0.92	0.31 J	4.0	1.4 J
Cumene	0.92	1.5	4.5	7.4
Propylbenzene	0.92	~~0.12 J~~ U	4.5	~~0.60 J~~ U
4-Ethyltoluene	0.92	~~0.48 J~~ U	4.5	~~2.4 J~~ U
1,3,5-Trimethylbenzene	0.92	~~0.18 J~~ U	4.5	~~0.88 J~~ U
1,2,4-Trimethylbenzene	0.92	~~0.36 J~~ U	4.5	~~1.8 J~~ U

Client Sample ID: VMP-24-5-110211

Lab ID#: 1111101A-09A

Compound	Rpt. Limit (ppbv)	Amount (ppbv)	Rpt. Limit (ug/m3)	Amount (ug/m3)
Freon 12	0.94	0.49 J	4.6	2.4 J
Freon 11	0.94	0.29 J	5.2	1.6 J
Ethanol	3.7	8.7	7.0	16
Acetone	3.7	5.4	8.9	13
2-Propanol	3.7	2.9 J	9.2	7.2 J
Carbon Disulfide	3.7	~~0.59 J~~ U	12	~~1.8 J~~ U
Methylene Chloride	0.94	~~0.28 J~~ U	3.2	~~0.98 J~~ U
Hexane	0.94	1.1	3.3	3.8
2,2,4-Trimethylpentane	0.94	0.37 J	4.4	1.7 J
Benzene	0.94	5.7	3.0	18
Heptane	0.94	0.40 J	3.8	1.7 J
4-Methyl-2-pentanone	0.94	5.8 J	3.8	24 J
Toluene	0.94	1.8	3.5	6.8

Air Toxics LTD.
Laboratory Services Since 1989

Summary of Detected Compounds
EPA METHOD TO-15 GC/MS FULL SCAN

Client Sample ID: VMP-24-5-110211

Lab ID#: 1111101A-09A

2-Hexanone	3.7	0.22 J	15	0.92 J
Ethyl Benzene	0.94	0.30 J	4.0	1.3 J
m,p-Xylene	0.94	0.72 J	4.1	3.1 J
Cumene	0.94	1.2	4.6	5.8
Propylbenzene	0.94	~~0.12 J~~ U	4.6	~~0.58 J~~ U
4-Ethyltoluene	0.94	~~0.28 J~~ U	4.6	~~1.4 J~~ U
1,3,5-Trimethylbenzene	0.94	~~0.16 J~~ U	4.6	~~0.82 J~~ U
1,2,4-Trimethylbenzene	0.94	~~0.39 J~~ U	4.6	~~1.9 J~~ U
Butane	3.7	2.7 J	8.9	6.3 J
Isopentane	3.7	2.6 J	11	7.7 J

Client Sample ID: VMP-24-5-110211-DUP

Lab ID#: 1111101A-10A

Compound	Rpt. Limit (ppbv)	Amount (ppbv)	Rpt. Limit (ug/m3)	Amount (ug/m3)
Freon 12	1.3	0.46 J	6.4	2.3 J
Ethanol	5.2	9.1	9.8	17
Acetone	5.2	6.9	12	16
2-Propanol	5.2	6.9	13	17
Carbon Disulfide	5.2	~~0.88 J~~ U	16	~~2.7 J~~ U
Methylene Chloride	1.3	0.96 J	4.5	3.4 J
Hexane	1.3	2.0	4.6	6.9
2-Butanone (Methyl Ethyl Ketone)	5.2	1.6 J	15	4.8 J
2,2,4-Trimethylpentane	1.3	1.8	6.1	8.3
Benzene	1.3	5.6	4.2	18
4-Methyl-2-pentanone	1.3	2.8 J	5.3	12 J
Toluene	1.3	1.8	4.9	6.9
Ethyl Benzene	1.3	0.34 J	5.6	1.5 J
m,p-Xylene	1.3	1.0 J	5.6	4.6 J
o-Xylene	1.3	0.60 J	5.6	2.6 J
Cumene	1.3	1.2 J	6.4	6.1 J
Propylbenzene	1.3	~~0.34 J~~ U	6.4	~~1.7 J~~ U
4-Ethyltoluene	1.3	1.4	6.4	6.8

Air Toxics LTD.
Laboratory Services Since 1989

Summary of Detected Compounds
EPA METHOD TO-15 GC/MS FULL SCAN

Client Sample ID: VMP-24-5-110211-DUP

Lab ID#: 1111101A-10A

1,3,5-Trimethylbenzene	1.3	~~0.97 J~~ U	6.4	~~4.8 J~~ U
1,2,4-Trimethylbenzene	1.3	1.5	6.4	7.3
1,4-Dichlorobenzene	1.3	~~0.43 J~~ U	7.8	~~2.6 J~~ U
Butane	5.2	5.6	12	13
Isopentane	5.2	5.0 J	15	15 J

Client Sample ID: VMP-24-10-110211

Lab ID#: 1111101A-11A

Compound	Rpt. Limit (ppbv)	Amount (ppbv)	Rpt. Limit (ug/m3)	Amount (ug/m3)
Freon 12	0.82	0.45 J	4.0	2.2 J
Chloromethane	3.3	0.79 J	6.8	1.6 J
Freon 11	0.82	0.31 J	4.6	1.7 J
Ethanol	3.3	4.3	6.2	8.1
Acetone	3.3	6.3	7.8	15
2-Propanol	3.3	4.3	8.1	11
Carbon Disulfide	3.3	~~0.38 J~~ U	10	~~1.2 J~~ U
Methylene Chloride	0.82	~~0.52 J~~ U	2.8	~~1.8 J~~ U
2-Butanone (Methyl Ethyl Ketone)	3.3	2.3 J	9.7	6.9 J
2,2,4-Trimethylpentane	0.82	0.11 J	3.8	0.52 J
Benzene	0.82	0.62 J	2.6	2.0 J
4-Methyl-2-pentanone	0.82	6.9	3.4	28
Toluene	0.82	3.1	3.1	12
2-Hexanone	3.3	0.31 J	13	1.3 J
m,p-Xylene	0.82	~~0.56 J~~ U	3.6	~~2.4 J~~ U
Cumene	0.82	~~0.90~~ U	4.0	~~4.4~~ U
4-Ethyltoluene	0.82	~~0.21 J~~ U	4.0	~~1.0 J~~ U
1,2,4-Trimethylbenzene	0.82	~~0.25 J~~ U	4.0	~~1.2 J~~ U

Client Sample ID: VMP-9-5-110411

Lab ID#: 1111101A-12A

Compound	Rpt. Limit (ppbv)	Amount (ppbv)	Rpt. Limit (ug/m3)	Amount (ug/m3)

Air Toxics LTD.
Laboratory Services Since 1989

Summary of Detected Compounds
EPA METHOD TO-15 GC/MS FULL SCAN

Client Sample ID: VMP-9-5-110411

Lab ID#: 1111101A-12A

Compound	Rpt. Limit (ppbv)	Amount (ppbv)	Rpt. Limit (ug/m3)	Amount (ug/m3)
Freon 12	0.88	0.43 J	4.3	2.1 J
Chloromethane	3.5	0.80 J	7.2	1.6 J
Ethanol	3.5	6.6	6.6	12
Acetone	3.5	6.0	8.3	14
2-Propanol	3.5	3.0 J	8.6	7.3 J
Carbon Disulfide	3.5	~~0.68 J~~ U	11	~~2.1 J~~ U
Methylene Chloride	0.88	1.2	3.0	4.1
Hexane	0.88	0.78 J	3.1	2.7 J
2-Butanone (Methyl Ethyl Ketone)	3.5	1.6 J	10	4.8 J
2,2,4-Trimethylpentane	0.88	81	4.1	380
Benzene	0.88	0.66 J	2.8	2.1 J
Heptane	0.88	0.73 J	3.6	3.0 J
1,4-Dioxane	3.5	0.52 J	13	1.8 J
4-Methyl-2-pentanone	0.88	5.4	3.6	22
Toluene	0.88	2.0	3.3	7.6
trans-1,3-Dichloropropene	0.88	~~0.24 J~~ U	4.0	~~1.1 J~~ U
2-Hexanone	3.5	0.32 J	14	1.3 J
1,2-Dibromoethane (EDB)	0.88	~~0.20 J~~ U	6.7	~~1.6 J~~ U
m,p-Xylene	0.88	~~0.41 J~~ U	3.8	~~1.8 J~~ U
Cumene	0.88	~~0.70 J~~ U	4.3	~~3.4 J~~ U
Propylbenzene	0.88	~~0.21 J~~ U	4.3	~~1.0 J~~ U
4-Ethyltoluene	0.88	~~0.26 J~~ U	4.3	~~1.3 J~~ U
1,3,5-Trimethylbenzene	0.88	~~0.30 J~~ U	4.3	~~1.5 J~~ U
1,2,4-Trimethylbenzene	0.88	~~0.32 J~~ U	4.3	~~1.6 J~~ U
1,3-Dichlorobenzene	0.88	~~0.39 J~~ U	5.3	~~2.4 J~~ U
1,4-Dichlorobenzene	0.88	~~0.46 J~~ U	5.3	~~2.8 J~~ U
alpha-Chlorotoluene	0.88	~~0.27 J~~ U	4.5	~~1.4 J~~ U
1,2-Dichlorobenzene	0.88	~~0.34 J~~ U	5.3	~~2.1 J~~ U
1,2,4-Trichlorobenzene	3.5	~~0.95 J~~ U	26	~~7.0 J~~ U
Butane	3.5	2.5 J	8.3	5.9 J
Isopentane	3.5	0.80 J	10	2.4 J

Air Toxics LTD.
Laboratory Services Since 1989

Summary of Detected Compounds
EPA METHOD TO-15 GC/MS FULL SCAN

Client Sample ID: VMP-9-11.5-110411

Lab ID#: 1111101A-13A

Compound	Rpt. Limit (ppbv)	Amount (ppbv)	Rpt. Limit (ug/m3)	Amount (ug/m3)
Freon 12	0.88	0.50 J	4.3	2.5 J
Ethanol	3.5	7.4	6.6	14
Acetone	3.5	7.4	8.3	17
2-Propanol	3.5	7.1	8.6	17
Carbon Disulfide	3.5	~~0.63 J~~ U	11	~~2.0 J~~ U
Methylene Chloride	0.88	~~0.50 J~~ U	3.0	~~1.7 J~~ U
Hexane	0.88	0.82 J	3.1	2.9 J
2-Butanone (Methyl Ethyl Ketone)	3.5	2.9 J	10	8.7 J
Cyclohexane	0.88	0.53 J	3.0	1.8 J
2,2,4-Trimethylpentane	0.88	6.7	4.1	31
Benzene	0.88	4.1	2.8	13
Heptane	0.88	0.51 J	3.6	2.1 J
4-Methyl-2-pentanone	0.88	8.6	3.6	35
Toluene	0.88	3.3	3.3	12
2-Hexanone	3.5	0.25 J	14	1.0 J
m,p-Xylene	0.88	~~0.43 J~~ U	3.8	~~1.8 J~~ U
Cumene	0.88	~~0.63 J~~ U	4.3	~~3.1 J~~ U
Propylbenzene	0.88	~~0.13 J~~ U	4.3	~~0.66 J~~ U
4-Ethyltoluene	0.88	~~0.17 J~~ U	4.3	~~0.83 J~~ U
1,3,5-Trimethylbenzene	0.88	~~0.23 J~~ U	4.3	~~1.1 J~~ U
1,2,4-Trimethylbenzene	0.88	~~0.37 J~~ U	4.3	~~1.8 J~~ U
1,4-Dichlorobenzene	0.88	~~0.35 J~~ U	5.3	~~2.1 J~~ U
1,2,4-Trichlorobenzene	3.5	~~0.66 J~~ U	26	~~4.9 J~~ U
Butane	3.5	26	8.3	61
Isopentane	3.5	22	10	66

Air Toxics LTD.
Laboratory Services Since 1989

Client Sample ID: VMP-20-5-110111

Lab ID#: 111110IA-01A

EPA METHOD TO-15 GC/MS FULL SCAN

File Name:	p110719	Date of Collection:	11/1/11 10:13:00 AM
Dil. Factor:	1.61	Date of Analysis:	11/7/11 07:05 PM

Compound	Rpt. Limit (ppbv)	Amount (ppbv)	Rpt. Limit (ug/m3)	Amount (ug/m3)
Freon 12	0.80	0.41 J	4.0	2.0 J
Freon 114	0.80	Not Detected	5.6	Not Detected
Chloromethane	3.2	6.8	6.6	14
Vinyl Chloride	0.80	Not Detected	2.0	Not Detected
1,3-Butadiene	0.80	Not Detected	1.8	Not Detected
Bromomethane	0.80	Not Detected	3.1	Not Detected
Chloroethane	3.2	Not Detected	8.5	Not Detected
Freon 11	0.80	0.55 J	4.5	3.1 J
Ethanol	3.2	18	6.1	33
Freon 113	0.80	Not Detected	6.2	Not Detected
1,1-Dichloroethene	0.80	Not Detected	3.2	Not Detected
Acetone	3.2	7.2	7.6	17
2-Propanol	3.2	3.4	7.9	8.3
Carbon Disulfide	3.2	~~0.78 J~~ U	10	~~2.4 J~~ U
3-Chloropropene	3.2	Not Detected	10	Not Detected
Methylene Chloride	0.80	~~0.44 J~~ U	2.8	~~1.5 J~~ U
Methyl tert-butyl ether	0.80	Not Detected	2.9	Not Detected
trans-1,2-Dichloroethene	0.80	Not Detected	3.2	Not Detected
Hexane	0.80	1.3	2.8	4.7
1,1-Dichloroethane	0.80	Not Detected	3.2	Not Detected
2-Butanone (Methyl Ethyl Ketone)	3.2	1.2 J	9.5	3.7 J
cis-1,2-Dichloroethene	0.80	Not Detected	3.2	Not Detected
Tetrahydrofuran	0.80	0.40 J	2.4	1.2 J
Chloroform	0.80	Not Detected	3.9	Not Detected
1,1,1-Trichloroethane	0.80	Not Detected	4.4	Not Detected
Cyclohexane	0.80	0.31 J	2.8	1.1 J
Carbon Tetrachloride	0.80	Not Detected	5.1	Not Detected
2,2,4-Trimethylpentane	0.80	0.37 J	3.8	1.7 J
Benzene	0.80	4.8	2.6	15
1,2-Dichloroethane	0.80	Not Detected	3.2	Not Detected
Heptane	0.80	0.56 J	3.3	2.3 J
Trichloroethene	0.80	Not Detected	4.3	Not Detected
1,2-Dichloropropane	0.80	Not Detected	3.7	Not Detected
1,4-Dioxane	3.2	Not Detected	12	Not Detected
Bromodichloromethane	0.80	Not Detected	5.4	Not Detected
cis-1,3-Dichloropropene	0.80	Not Detected	3.6	Not Detected
4-Methyl-2-pentanone	0.80	4.7	3.3	19
Toluene	0.80	5.0	3.0	19
trans-1,3-Dichloropropene	0.80	Not Detected	3.6	Not Detected
1,1,2-Trichloroethane	0.80	Not Detected	4.4	Not Detected
Tetrachloroethene	0.80	Not Detected	5.5	Not Detected

Air Toxics LTD.
Laboratory Services Since 1989

Client Sample ID: VMP-20-5-110111

Lab ID#: 1111101A-01A

EPA METHOD TO-15 GC/MS FULL SCAN

File Name:	**p110719**	**Date of Collection:**	**11/1/11 10:13:00 AM**
Dil. Factor:	**1.61**	**Date of Analysis:**	**11/7/11 07:05 PM**

Compound	Rpt. Limit (ppbv)	Amount (ppbv)	Rpt. Limit (ug/m3)	Amount (ug/m3)
2-Hexanone	3.2	Not Detected	13	Not Detected
Dibromochloromethane	0.80	Not Detected	6.8	Not Detected
1,2-Dibromoethane (EDB)	0.80	Not Detected	6.2	Not Detected
Chlorobenzene	0.80	Not Detected	3.7	Not Detected
Ethyl Benzene	0.80	0.70 J	3.5	3.0 J
m,p-Xylene	0.80	1.8	3.5	7.8
o-Xylene	0.80	0.36 J	3.5	1.6 J
Styrene	0.80	Not Detected	3.4	Not Detected
Bromoform	0.80	Not Detected	8.3	Not Detected
Cumene	0.80	~~0.37 J~~ u	4.0	~~1.8 J~~ u
1,1,2,2-Tetrachloroethane	0.80	Not Detected	5.5	Not Detected
Propylbenzene	0.80	~~0.11 J~~ u	4.0	~~0.52 J~~ u
4-Ethyltoluene	0.80	~~0.18 J~~ u	4.0	~~0.88 J~~ u
1,3,5-Trimethylbenzene	0.80	Not Detected	4.0	Not Detected
1,2,4-Trimethylbenzene	0.80	~~0.27 J~~ u	4.0	~~1.3 J~~ u
1,3-Dichlorobenzene	0.80	Not Detected	4.8	Not Detected
1,4-Dichlorobenzene	0.80	Not Detected	4.8	Not Detected
alpha-Chlorotoluene	0.80	Not Detected	4.2	Not Detected
1,2-Dichlorobenzene	0.80	Not Detected	4.8	Not Detected
1,2,4-Trichlorobenzene	3.2	Not Detected	24	Not Detected
Hexachlorobutadiene	3.2	Not Detected	34	Not Detected
Butane	3.2	1.7 J	7.6	4.0 J
Isopentane	3.2	2.2 J	9.5	6.4 J

J = Estimated value.

Container Type: 1 Liter Summa Canister

Surrogates	%Recovery	Method Limits
Toluene-d8	97	70-130
1,2-Dichloroethane-d4	88	70-130
4-Bromofluorobenzene	110	70-130

Air Toxics LTD.
Laboratory Services Since 1989

Client Sample ID: VMP-20-10-110111

Lab ID#: 1111101A-02A

EPA METHOD TO-15 GC/MS FULL SCAN

File Name:	p110720	Date of Collection:	11/1/11 11:45:00 AM
Dil. Factor:	1.71	Date of Analysis:	11/7/11 07:37 PM

Compound	Rpt. Limit (ppbv)	Amount (ppbv)	Rpt. Limit (ug/m3)	Amount (ug/m3)
Freon 12	0.86	0.51 J	4.2	2.5 J
Freon 114	0.86	Not Detected	6.0	Not Detected
Chloromethane	3.4	Not Detected	7.1	Not Detected
Vinyl Chloride	0.86	Not Detected	2.2	Not Detected
1,3-Butadiene	0.86	Not Detected	1.9	Not Detected
Bromomethane	0.86	Not Detected	3.3	Not Detected
Chloroethane	3.4	Not Detected	9.0	Not Detected
Freon 11	0.86	1.2	4.8	6.9
Ethanol	3.4	5.5	6.4	10
Freon 113	0.86	Not Detected	6.6	Not Detected
1,1-Dichloroethene	0.86	Not Detected	3.4	Not Detected
Acetone	3.4	9.9	8.1	23
2-Propanol	3.4	2.7 J	8.4	6.6 J
Carbon Disulfide	3.4	~~0.91 J~~ U	11	~~2.8 J~~ U
3-Chloropropene	3.4	Not Detected	11	Not Detected
Methylene Chloride	0.86	1.1	3.0	3.7
Methyl tert-butyl ether	0.86	Not Detected	3.1	Not Detected
trans-1,2-Dichloroethene	0.86	Not Detected	3.4	Not Detected
Hexane	0.86	Not Detected	3.0	Not Detected
1,1-Dichloroethane	0.86	Not Detected	3.5	Not Detected
2-Butanone (Methyl Ethyl Ketone)	3.4	0.64 J	10	1.9 J
cis-1,2-Dichloroethene	0.86	Not Detected	3.4	Not Detected
Tetrahydrofuran	0.86	Not Detected	2.5	Not Detected
Chloroform	0.86	Not Detected	4.2	Not Detected
1,1,1-Trichloroethane	0.86	Not Detected	4.7	Not Detected
Cyclohexane	0.86	Not Detected	2.9	Not Detected
Carbon Tetrachloride	0.86	Not Detected	5.4	Not Detected
2,2,4-Trimethylpentane	0.86	Not Detected	4.0	Not Detected
Benzene	0.86	0.56 J	2.7	1.8 J
1,2-Dichloroethane	0.86	Not Detected	3.5	Not Detected
Heptane	0.86	Not Detected	3.5	Not Detected
Trichloroethene	0.86	Not Detected	4.6	Not Detected
1,2-Dichloropropane	0.86	Not Detected	4.0	Not Detected
1,4-Dioxane	3.4	Not Detected	12	Not Detected
Bromodichloromethane	0.86	Not Detected	5.7	Not Detected
cis-1,3-Dichloropropene	0.86	Not Detected	3.9	Not Detected
4-Methyl-2-pentanone	0.86	3.0	3.5	12
Toluene	0.86	2.5	3.2	9.5
trans-1,3-Dichloropropene	0.86	Not Detected	3.9	Not Detected
1,1,2-Trichloroethane	0.86	Not Detected	4.7	Not Detected
Tetrachloroethene	0.86	Not Detected	5.8	Not Detected

Air Toxics LTD.
Laboratory Services Since 1989

Client Sample ID: VMP-20-10-110111

Lab ID#: 1111101A-02A

EPA METHOD TO-15 GC/MS FULL SCAN

File Name:	**p110720**	**Date of Collection:**	**11/1/11 11:45:00 AM**
Dil. Factor:	**1.71**	**Date of Analysis:**	**11/7/11 07:37 PM**

Compound	Rpt. Limit (ppbv)	Amount (ppbv)	Rpt. Limit (ug/m3)	Amount (ug/m3)
2-Hexanone	3.4	Not Detected	14	Not Detected
Dibromochloromethane	0.86	Not Detected	7.3	Not Detected
1,2-Dibromoethane (EDB)	0.86	Not Detected	6.6	Not Detected
Chlorobenzene	0.86	Not Detected	3.9	Not Detected
Ethyl Benzene	0.86	Not Detected	3.7	Not Detected
m,p-Xylene	0.86	~~0.40 J~~ u	3.7	~~1.7 J~~ u
o-Xylene	0.86	Not Detected	3.7	Not Detected
Styrene	0.86	Not Detected	3.6	Not Detected
Bromoform	0.86	Not Detected	8.8	Not Detected
Cumene	0.86	~~0.29 J~~ u	4.2	~~1.4 J~~ u
1,1,2,2-Tetrachloroethane	0.86	Not Detected	5.9	Not Detected
Propylbenzene	0.86	Not Detected	4.2	Not Detected
4-Ethyltoluene	0.86	Not Detected	4.2	Not Detected
1,3,5-Trimethylbenzene	0.86	Not Detected	4.2	Not Detected
1,2,4-Trimethylbenzene	0.86	Not Detected	4.2	Not Detected
1,3-Dichlorobenzene	0.86	Not Detected	5.1	Not Detected
1,4-Dichlorobenzene	0.86	Not Detected	5.1	Not Detected
alpha-Chlorotoluene	0.86	Not Detected	4.4	Not Detected
1,2-Dichlorobenzene	0.86	Not Detected	5.1	Not Detected
1,2,4-Trichlorobenzene	3.4	Not Detected	25	Not Detected
Hexachlorobutadiene	3.4	Not Detected	36	Not Detected
Butane	3.4	Not Detected	8.1	Not Detected
Isopentane	3.4	Not Detected	10	Not Detected

J = Estimated value.

Container Type: 1 Liter Summa Canister

Surrogates	%Recovery	Method Limits
Toluene-d8	98	70-130
1,2-Dichloroethane-d4	89	70-130
4-Bromofluorobenzene	107	70-130

Air Toxics LTD.
Laboratory Services Since 1989

Client Sample ID: VMP-21-5-110111

Lab ID#: 1111101A-03A

EPA METHOD TO-15 GC/MS FULL SCAN

File Name:	p110718	Date of Collection:	11/1/11 2:21:00 PM
Dil. Factor:	2.28	Date of Analysis:	11/7/11 06:34 PM

Compound	Rpt. Limit (ppbv)	Amount (ppbv)	Rpt. Limit (ug/m3)	Amount (ug/m3)
Freon 12	1.1	0.44 J	5.6	2.2 J
Freon 114	1.1	Not Detected	8.0	Not Detected
Chloromethane	4.6	Not Detected	9.4	Not Detected
Vinyl Chloride	1.1	Not Detected	2.9	Not Detected
1,3-Butadiene	1.1	Not Detected	2.5	Not Detected
Bromomethane	1.1	Not Detected	4.4	Not Detected
Chloroethane	4.6	Not Detected	12	Not Detected
Freon 11	1.1	Not Detected	6.4	Not Detected
Ethanol	4.6	10	8.6	19
Freon 113	1.1	Not Detected	8.7	Not Detected
1,1-Dichloroethene	1.1	Not Detected	4.5	Not Detected
Acetone	4.6	7.2	11	17
2-Propanol	4.6	4.9	11	12
Carbon Disulfide	4.6	~~0.80 J~~ U	14	~~2.5 J~~ U
3-Chloropropene	4.6	Not Detected	14	Not Detected
Methylene Chloride	1.1	~~0.91 J~~ U	4.0	~~3.2 J~~ U
Methyl tert-butyl ether	1.1	Not Detected	4.1	Not Detected
trans-1,2-Dichloroethene	1.1	Not Detected	4.5	Not Detected
Hexane	1.1	1.6	4.0	5.6
1,1-Dichloroethane	1.1	Not Detected	4.6	Not Detected
2-Butanone (Methyl Ethyl Ketone)	4.6	1.3 J	13	3.9 J
cis-1,2-Dichloroethene	1.1	Not Detected	4.5	Not Detected
Tetrahydrofuran	1.1	0.36 J	3.4	1.1 J
Chloroform	1.1	Not Detected	5.6	Not Detected
1,1,1-Trichloroethane	1.1	Not Detected	6.2	Not Detected
Cyclohexane	1.1	2.8	3.9	9.5
Carbon Tetrachloride	1.1	Not Detected	7.2	Not Detected
2,2,4-Trimethylpentane	1.1	3.3	5.3	16
Benzene	1.1	3.5	3.6	11
1,2-Dichloroethane	1.1	Not Detected	4.6	Not Detected
Heptane	1.1	1.2	4.7	4.9
Trichloroethene	1.1	Not Detected	6.1	Not Detected
1,2-Dichloropropane	1.1	Not Detected	5.3	Not Detected
1,4-Dioxane	4.6	Not Detected	16	Not Detected
Bromodichloromethane	1.1	Not Detected	7.6	Not Detected
cis-1,3-Dichloropropene	1.1	Not Detected	5.2	Not Detected
4-Methyl-2-pentanone	1.1	5.8	4.7	24
Toluene	1.1	2.0	4.3	7.4
trans-1,3-Dichloropropene	1.1	Not Detected	5.2	Not Detected
1,1,2-Trichloroethane	1.1	Not Detected	6.2	Not Detected
Tetrachloroethene	1.1	Not Detected	7.7	Not Detected

Air Toxics LTD.
Laboratory Services Since 1989

Client Sample ID: VMP-21-5-110111

Lab ID#: 1111101A-03A

EPA METHOD TO-15 GC/MS FULL SCAN

File Name:	**p110718**	**Date of Collection:**	**11/1/11 2:21:00 PM**
Dil. Factor:	**2.28**	**Date of Analysis:**	**11/7/11 06:34 PM**

Compound	Rpt. Limit (ppbv)	Amount (ppbv)	Rpt. Limit (ug/m3)	Amount (ug/m3)
2-Hexanone	4.6	Not Detected	19	Not Detected
Dibromochloromethane	1.1	Not Detected	9.7	Not Detected
1,2-Dibromoethane (EDB)	1.1	Not Detected	8.8	Not Detected
Chlorobenzene	1.1	Not Detected	5.2	Not Detected
Ethyl Benzene	1.1	6.5	4.9	28
m,p-Xylene	1.1	10	5.0	44
o-Xylene	1.1	4.3	5.0	18
Styrene	1.1	Not Detected	4.8	Not Detected
Bromoform	1.1	Not Detected	12	Not Detected
Cumene	1.1	1.3	5.6	6.4
1,1,2,2-Tetrachloroethane	1.1	Not Detected	7.8	Not Detected
Propylbenzene	1.1	3.3	5.6	16
4-Ethyltoluene	1.1	6.2	5.6	30
1,3,5-Trimethylbenzene	1.1	6.6	5.6	33
1,2,4-Trimethylbenzene	1.1	26	5.6	130
1,3-Dichlorobenzene	1.1	Not Detected	6.8	Not Detected
1,4-Dichlorobenzene	1.1	Not Detected	6.8	Not Detected
alpha-Chlorotoluene	1.1	Not Detected	5.9	Not Detected
1,2-Dichlorobenzene	1.1	Not Detected	6.8	Not Detected
1,2,4-Trichlorobenzene	4.6	Not Detected	34	Not Detected
Hexachlorobutadiene	4.6	Not Detected	49	Not Detected
Butane	4.6	Not Detected	11	Not Detected
Isopentane	4.6	1.3 J	13	3.9 J

J = Estimated value.

Container Type: 1 Liter Summa Canister

Surrogates	%Recovery	Method Limits
Toluene-d8	98	70-130
1,2-Dichloroethane-d4	89	70-130
4-Bromofluorobenzene	110	70-130

Air Toxics LTD.
Laboratory Services Since 1989

Client Sample ID: VMP-21-10-110111

Lab ID#: 1111101A-04A

EPA METHOD TO-15 GC/MS FULL SCAN

File Name:	p110721	Date of Collection:	11/1/11 3:24:00 PM
Dil. Factor:	1.71	Date of Analysis:	11/7/11 08:12 PM

Compound	Rpt. Limit (ppbv)	Amount (ppbv)	Rpt. Limit (ug/m3)	Amount (ug/m3)
Freon 12	0.86	0.45 J	4.2	2.2 J
Freon 114	0.86	Not Detected	6.0	Not Detected
Chloromethane	3.4	Not Detected	7.1	Not Detected
Vinyl Chloride	0.86	Not Detected	2.2	Not Detected
1,3-Butadiene	0.86	Not Detected	1.9	Not Detected
Bromomethane	0.86	Not Detected	3.3	Not Detected
Chloroethane	3.4	Not Detected	9.0	Not Detected
Freon 11	0.86	0.24 J	4.8	1.4 J
Ethanol	3.4	13	6.4	25
Freon 113	0.86	Not Detected	6.6	Not Detected
1,1-Dichloroethene	0.86	Not Detected	3.4	Not Detected
Acetone	3.4	6.5	8.1	15
2-Propanol	3.4	5.7	8.4	14
Carbon Disulfide	3.4	~~0.53 J~~ U	11	~~1.7 J~~ U
3-Chloropropene	3.4	Not Detected	11	Not Detected
Methylene Chloride	0.86	1.1	3.0	3.8
Methyl tert-butyl ether	0.86	Not Detected	3.1	Not Detected
trans-1,2-Dichloroethene	0.86	Not Detected	3.4	Not Detected
Hexane	0.86	Not Detected	3.0	Not Detected
1,1-Dichloroethane	0.86	Not Detected	3.5	Not Detected
2-Butanone (Methyl Ethyl Ketone)	3.4	1.4 J	10	4.3 J
cis-1,2-Dichloroethene	0.86	Not Detected	3.4	Not Detected
Tetrahydrofuran	0.86	1.5	2.5	4.5
Chloroform	0.86	Not Detected	4.2	Not Detected
1,1,1-Trichloroethane	0.86	Not Detected	4.7	Not Detected
Cyclohexane	0.86	Not Detected	2.9	Not Detected
Carbon Tetrachloride	0.86	Not Detected	5.4	Not Detected
2,2,4-Trimethylpentane	0.86	Not Detected	4.0	Not Detected
Benzene	0.86	0.72 J	2.7	2.3 J
1,2-Dichloroethane	0.86	Not Detected	3.5	Not Detected
Heptane	0.86	Not Detected	3.5	Not Detected
Trichloroethene	0.86	Not Detected	4.6	Not Detected
1,2-Dichloropropane	0.86	Not Detected	4.0	Not Detected
1,4-Dioxane	3.4	Not Detected	12	Not Detected
Bromodichloromethane	0.86	Not Detected	5.7	Not Detected
cis-1,3-Dichloropropene	0.86	Not Detected	3.9	Not Detected
4-Methyl-2-pentanone	0.86	5.2	3.5	21
Toluene	0.86	1.9	3.2	7.3
trans-1,3-Dichloropropene	0.86	Not Detected	3.9	Not Detected
1,1,2-Trichloroethane	0.86	Not Detected	4.7	Not Detected
Tetrachloroethene	0.86	0.87	5.8	5.9

Air Toxics LTD.
Laboratory Services Since 1989

Client Sample ID: VMP-21-10-110111

Lab ID#: 1111101A-04A

EPA METHOD TO-15 GC/MS FULL SCAN

File Name:	**p110721**	**Date of Collection:**	**11/1/11 3:24:00 PM**
Dil. Factor:	**1.71**	**Date of Analysis:**	**11/7/11 08:12 PM**

Compound	Rpt. Limit (ppbv)	Amount (ppbv)	Rpt. Limit (ug/m3)	Amount (ug/m3)
2-Hexanone	3.4	Not Detected	14	Not Detected
Dibromochloromethane	0.86	Not Detected	7.3	Not Detected
1,2-Dibromoethane (EDB)	0.86	Not Detected	6.6	Not Detected
Chlorobenzene	0.86	Not Detected	3.9	Not Detected
Ethyl Benzene	0.86	Not Detected	3.7	Not Detected
m,p-Xylene	0.86	~~0.39 J~~ u	3.7	~~1.7 J~~ u
o-Xylene	0.86	Not Detected	3.7	Not Detected
Styrene	0.86	Not Detected	3.6	Not Detected
Bromoform	0.86	Not Detected	8.8	Not Detected
Cumene	0.86	~~0.35 J~~ u	4.2	~~1.7 J~~ u
1,1,2,2-Tetrachloroethane	0.86	Not Detected	5.9	Not Detected
Propylbenzene	0.86	Not Detected	4.2	Not Detected
4-Ethyltoluene	0.86	Not Detected	4.2	Not Detected
1,3,5-Trimethylbenzene	0.86	Not Detected	4.2	Not Detected
1,2,4-Trimethylbenzene	0.86	Not Detected	4.2	Not Detected
1,3-Dichlorobenzene	0.86	Not Detected	5.1	Not Detected
1,4-Dichlorobenzene	0.86	Not Detected	5.1	Not Detected
alpha-Chlorotoluene	0.86	Not Detected	4.4	Not Detected
1,2-Dichlorobenzene	0.86	Not Detected	5.1	Not Detected
1,2,4-Trichlorobenzene	3.4	Not Detected	25	Not Detected
Hexachlorobutadiene	3.4	Not Detected	36	Not Detected
Butane	3.4	Not Detected	8.1	Not Detected
Isopentane	3.4	1.9 J	10	5.5 J

J = Estimated value.

Container Type: 1 Liter Summa Canister

Surrogates	%Recovery	Method Limits
Toluene-d8	99	70-130
1,2-Dichloroethane-d4	89	70-130
4-Bromofluorobenzene	111	70-130

Air Toxics LTD.
Laboratory Services Since 1989

Client Sample ID: VMP-22-5-110111

Lab ID#: 1111101A-05A

EPA METHOD TO-15 GC/MS FULL SCAN

File Name:	p110722	Date of Collection:	11/1/11 4:52:00 PM
Dil. Factor:	1.68	Date of Analysis:	11/7/11 08:56 PM

Compound	Rpt. Limit (ppbv)	Amount (ppbv)	Rpt. Limit (ug/m3)	Amount (ug/m3)
Freon 12	0.84	0.42 J	4.2	2.1 J
Freon 114	0.84	Not Detected	5.9	Not Detected
Chloromethane	3.4	0.86 J	6.9	1.8 J
Vinyl Chloride	0.84	Not Detected	2.1	Not Detected
1,3-Butadiene	0.84	Not Detected	1.8	Not Detected
Bromomethane	0.84	Not Detected	3.3	Not Detected
Chloroethane	3.4	Not Detected	8.9	Not Detected
Freon 11	0.84	Not Detected	4.7	Not Detected
Ethanol	3.4	12	6.3	23
Freon 113	0.84	Not Detected	6.4	Not Detected
1,1-Dichloroethene	0.84	Not Detected	3.3	Not Detected
Acetone	3.4	14	8.0	32
2-Propanol	3.4	5.0	8.2	12
Carbon Disulfide	3.4	~~1.5 J~~ U	10	~~4.5 J~~ U
3-Chloropropene	3.4	Not Detected	10	Not Detected
Methylene Chloride	0.84	~~0.41 J~~ U	2.9	~~1.4 J~~ U
Methyl tert-butyl ether	0.84	Not Detected	3.0	Not Detected
trans-1,2-Dichloroethene	0.84	Not Detected	3.3	Not Detected
Hexane	0.84	Not Detected	3.0	Not Detected
1,1-Dichloroethane	0.84	Not Detected	3.4	Not Detected
2-Butanone (Methyl Ethyl Ketone)	3.4	2.2 J	9.9	6.3 J
cis-1,2-Dichloroethene	0.84	Not Detected	3.3	Not Detected
Tetrahydrofuran	0.84	Not Detected	2.5	Not Detected
Chloroform	0.84	0.36 J	4.1	1.8 J
1,1,1-Trichloroethane	0.84	Not Detected	4.6	Not Detected
Cyclohexane	0.84	Not Detected	2.9	Not Detected
Carbon Tetrachloride	0.84	Not Detected	5.3	Not Detected
2,2,4-Trimethylpentane	0.84	0.088 J	3.9	0.41 J
Benzene	0.84	3.8	2.7	12
1,2-Dichloroethane	0.84	Not Detected	3.4	Not Detected
Heptane	0.84	Not Detected	3.4	Not Detected
Trichloroethene	0.84	Not Detected	4.5	Not Detected
1,2-Dichloropropane	0.84	Not Detected	3.9	Not Detected
1,4-Dioxane	3.4	20	12	70
Bromodichloromethane	0.84	Not Detected	5.6	Not Detected
cis-1,3-Dichloropropene	0.84	Not Detected	3.8	Not Detected
4-Methyl-2-pentanone	0.84	7.8	3.4	32
Toluene	0.84	2.9	3.2	11
trans-1,3-Dichloropropene	0.84	Not Detected	3.8	Not Detected
1,1,2-Trichloroethane	0.84	Not Detected	4.6	Not Detected
Tetrachloroethene	0.84	Not Detected	5.7	Not Detected

Air Toxics LTD.
Laboratory Services Since 1989

Client Sample ID: VMP-22-5-110111

Lab ID#: 1111101A-05A

EPA METHOD TO-15 GC/MS FULL SCAN

File Name:	**p110722**	**Date of Collection:**	**11/1/11 4:52:00 PM**
Dil. Factor:	**1.68**	**Date of Analysis:**	**11/7/11 08:56 PM**

Compound	Rpt. Limit (ppbv)	Amount (ppbv)	Rpt. Limit (ug/m3)	Amount (ug/m3)
2-Hexanone	3.4	Not Detected	14	Not Detected
Dibromochloromethane	0.84	Not Detected	7.2	Not Detected
1,2-Dibromoethane (EDB)	0.84	Not Detected	6.4	Not Detected
Chlorobenzene	0.84	Not Detected	3.9	Not Detected
Ethyl Benzene	0.84	0.22 J	3.6	0.96 J
m,p-Xylene	0.84	~~0.60 J~~ U	3.6	~~2.6 J~~ U
o-Xylene	0.84	Not Detected	3.6	Not Detected
Styrene	0.84	Not Detected	3.6	Not Detected
Bromoform	0.84	Not Detected	8.7	Not Detected
Cumene	0.84	~~0.57 J~~ U	4.1	~~2.8 J~~ U
1,1,2,2-Tetrachloroethane	0.84	Not Detected	5.8	Not Detected
Propylbenzene	0.84	Not Detected	4.1	Not Detected
4-Ethyltoluene	0.84	Not Detected	4.1	Not Detected
1,3,5-Trimethylbenzene	0.84	Not Detected	4.1	Not Detected
1,2,4-Trimethylbenzene	0.84	Not Detected	4.1	Not Detected
1,3-Dichlorobenzene	0.84	Not Detected	5.0	Not Detected
1,4-Dichlorobenzene	0.84	Not Detected	5.0	Not Detected
alpha-Chlorotoluene	0.84	Not Detected	4.3	Not Detected
1,2-Dichlorobenzene	0.84	Not Detected	5.0	Not Detected
1,2,4-Trichlorobenzene	3.4	Not Detected	25	Not Detected
Hexachlorobutadiene	3.4	Not Detected	36	Not Detected
Butane	3.4	Not Detected	8.0	Not Detected
Isopentane	3.4	Not Detected	9.9	Not Detected

J = Estimated value.

Container Type: 1 Liter Summa Canister

Surrogates	%Recovery	Method Limits
Toluene-d8	100	70-130
1,2-Dichloroethane-d4	88	70-130
4-Bromofluorobenzene	110	70-130

Air Toxics LTD.
Laboratory Services Since 1989

Client Sample ID: VMP-22-10-110211

Lab ID#: 1111101A-06A

EPA METHOD TO-15 GC/MS FULL SCAN

File Name:	**p110723**	**Date of Collection:**	**11/2/11 9:12:00 AM**
Dil. Factor:	**1.71**	**Date of Analysis:**	**11/7/11 09:44 PM**

Compound	Rpt. Limit (ppbv)	Amount (ppbv)	Rpt. Limit (ug/m3)	Amount (ug/m3)
Freon 12	0.86	0.50 J	4.2	2.4 J
Freon 114	0.86	Not Detected	6.0	Not Detected
Chloromethane	3.4	Not Detected	7.1	Not Detected
Vinyl Chloride	0.86	Not Detected	2.2	Not Detected
1,3-Butadiene	0.86	Not Detected	1.9	Not Detected
Bromomethane	0.86	Not Detected	3.3	Not Detected
Chloroethane	3.4	Not Detected	9.0	Not Detected
Freon 11	0.86	Not Detected	4.8	Not Detected
Ethanol	3.4	5.6	6.4	10
Freon 113	0.86	Not Detected	6.6	Not Detected
1,1-Dichloroethene	0.86	Not Detected	3.4	Not Detected
Acetone	3.4	5.4	8.1	13
2-Propanol	3.4	3.7	8.4	9.0
Carbon Disulfide	3.4	~~0.51 J~~ U	11	~~1.6 J~~ U
3-Chloropropene	3.4	Not Detected	11	Not Detected
Methylene Chloride	0.86	~~0.48 J~~ U	3.0	~~1.7 J~~ U
Methyl tert-butyl ether	0.86	Not Detected	3.1	Not Detected
trans-1,2-Dichloroethene	0.86	Not Detected	3.4	Not Detected
Hexane	0.86	Not Detected	3.0	Not Detected
1,1-Dichloroethane	0.86	Not Detected	3.5	Not Detected
2-Butanone (Methyl Ethyl Ketone)	3.4	1.1 J	10	3.3 J
cis-1,2-Dichloroethene	0.86	Not Detected	3.4	Not Detected
Tetrahydrofuran	0.86	Not Detected	2.5	Not Detected
Chloroform	0.86	3.0	4.2	14
1,1,1-Trichloroethane	0.86	Not Detected	4.7	Not Detected
Cyclohexane	0.86	Not Detected	2.9	Not Detected
Carbon Tetrachloride	0.86	Not Detected	5.4	Not Detected
2,2,4-Trimethylpentane	0.86	Not Detected	4.0	Not Detected
Benzene	0.86	1.9	2.7	6.0
1,2-Dichloroethane	0.86	Not Detected	3.5	Not Detected
Heptane	0.86	Not Detected	3.5	Not Detected
Trichloroethene	0.86	Not Detected	4.6	Not Detected
1,2-Dichloropropane	0.86	Not Detected	4.0	Not Detected
1,4-Dioxane	3.4	Not Detected	12	Not Detected
Bromodichloromethane	0.86	Not Detected	5.7	Not Detected
cis-1,3-Dichloropropene	0.86	Not Detected	3.9	Not Detected
4-Methyl-2-pentanone	0.86	5.4	3.5	22
Toluene	0.86	1.6	3.2	6.0
trans-1,3-Dichloropropene	0.86	Not Detected	3.9	Not Detected
1,1,2-Trichloroethane	0.86	Not Detected	4.7	Not Detected
Tetrachloroethene	0.86	Not Detected	5.8	Not Detected

Air Toxics LTD.
Laboratory Services Since 1989

Client Sample ID: VMP-22-10-11021I

Lab ID#: 111I101A-06A

EPA METHOD TO-15 GC/MS FULL SCAN

File Name:	**p110723**	**Date of Collection:**	**11/2/11 9:12:00 AM**
Dil. Factor:	**1.71**	**Date of Analysis:**	**11/7/11 09:44 PM**

Compound	Rpt. Limit (ppbv)	Amount (ppbv)	Rpt. Limit (ug/m3)	Amount (ug/m3)
2-Hexanone	3.4	Not Detected	14	Not Detected
Dibromochloromethane	0.86	Not Detected	7.3	Not Detected
1,2-Dibromoethane (EDB)	0.86	Not Detected	6.6	Not Detected
Chlorobenzene	0.86	Not Detected	3.9	Not Detected
Ethyl Benzene	0.86	Not Detected	3.7	Not Detected
m,p-Xylene	0.86	~~0.41 J~~ u	3.7	~~1.8 J~~ u
o-Xylene	0.86	Not Detected	3.7	Not Detected
Styrene	0.86	Not Detected	3.6	Not Detected
Bromoform	0.86	Not Detected	8.8	Not Detected
Cumene	0.86	~~0.47 J~~ u	4.2	~~2.3 J~~ u
1,1,2,2-Tetrachloroethane	0.86	Not Detected	5.9	Not Detected
Propylbenzene	0.86	Not Detected	4.2	Not Detected
4-Ethyltoluene	0.86	Not Detected	4.2	Not Detected
1,3,5-Trimethylbenzene	0.86	Not Detected	4.2	Not Detected
1,2,4-Trimethylbenzene	0.86	Not Detected	4.2	Not Detected
1,3-Dichlorobenzene	0.86	Not Detected	5.1	Not Detected
1,4-Dichlorobenzene	0.86	Not Detected	5.1	Not Detected
alpha-Chlorotoluene	0.86	Not Detected	4.4	Not Detected
1,2-Dichlorobenzene	0.86	Not Detected	5.1	Not Detected
1,2,4-Trichlorobenzene	3.4	Not Detected	25	Not Detected
Hexachlorobutadiene	3.4	Not Detected	36	Not Detected
Butane	3.4	Not Detected	8.1	Not Detected
Isopentane	3.4	Not Detected	10	Not Detected

J = Estimated value.

Container Type: 1 Liter Summa Canister

Surrogates	%Recovery	Method Limits
Toluene-d8	98	70-130
1,2-Dichloroethane-d4	86	70-130
4-Bromofluorobenzene	112	70-130

Air Toxics LTD.
Laboratory Services Since 1989

Client Sample ID: VMP-23-5-1102I1

Lab ID#: 1111101A-07A

EPA METHOD TO-15 GC/MS FULL SCAN

File Name:	p110724	Date of Collection:	11/2/11 10:48:00 AM
Dil. Factor:	1.87	Date of Analysis:	11/7/11 10:14 PM

Compound	Rpt. Limit (ppbv)	Amount (ppbv)	Rpt. Limit (ug/m3)	Amount (ug/m3)
Freon 12	0.94	0.42 J	4.6	2.0 J
Freon 114	0.94	Not Detected	6.5	Not Detected
Chloromethane	3.7	Not Detected	7.7	Not Detected
Vinyl Chloride	0.94	Not Detected	2.4	Not Detected
1,3-Butadiene	0.94	Not Detected	2.1	Not Detected
Bromomethane	0.94	Not Detected	3.6	Not Detected
Chloroethane	3.7	Not Detected	9.9	Not Detected
Freon 11	0.94	Not Detected	5.2	Not Detected
Ethanol	3.7	13	7.0	25
Freon 113	0.94	Not Detected	7.2	Not Detected
1,1-Dichloroethene	0.94	Not Detected	3.7	Not Detected
Acetone	3.7	14	8.9	35
2-Propanol	3.7	5.6	9.2	14
Carbon Disulfide	3.7	~~0.54 J~~ U	12	~~1.7 J~~ U
3-Chloropropene	3.7	Not Detected	12	Not Detected
Methylene Chloride	0.94	~~0.33 J~~ U	3.2	~~1.1 J~~ U
Methyl tert-butyl ether	0.94	Not Detected	3.4	Not Detected
trans-1,2-Dichloroethene	0.94	Not Detected	3.7	Not Detected
Hexane	0.94	0.35 J	3.3	1.2 J
1,1-Dichloroethane	0.94	Not Detected	3.8	Not Detected
2-Butanone (Methyl Ethyl Ketone)	3.7	Not Detected	11	Not Detected
cis-1,2-Dichloroethene	0.94	Not Detected	3.7	Not Detected
Tetrahydrofuran	0.94	Not Detected	2.8	Not Detected
Chloroform	0.94	Not Detected	4.6	Not Detected
1,1,1-Trichloroethane	0.94	Not Detected	5.1	Not Detected
Cyclohexane	0.94	Not Detected	3.2	Not Detected
Carbon Tetrachloride	0.94	Not Detected	5.9	Not Detected
2,2,4-Trimethylpentane	0.94	0.12 J	4.4	0.55 J
Benzene	0.94	5.0	3.0	16
1,2-Dichloroethane	0.94	Not Detected	3.8	Not Detected
Heptane	0.94	Not Detected	3.8	Not Detected
Trichloroethene	0.94	Not Detected	5.0	Not Detected
1,2-Dichloropropane	0.94	Not Detected	4.3	Not Detected
1,4-Dioxane	3.7	Not Detected	13	Not Detected
Bromodichloromethane	0.94	Not Detected	6.3	Not Detected
cis-1,3-Dichloropropene	0.94	Not Detected	4.2	Not Detected
4-Methyl-2-pentanone	0.94	8.3	3.8	34
Toluene	0.94	2.6	3.5	9.8
trans-1,3-Dichloropropene	0.94	Not Detected	4.2	Not Detected
1,1,2-Trichloroethane	0.94	Not Detected	5.1	Not Detected
Tetrachloroethene	0.94	Not Detected	6.3	Not Detected

Air Toxics LTD.
Laboratory Services Since 1989

Client Sample ID: VMP-23-5-110211

Lab ID#: 1111101A-07A

EPA METHOD TO-15 GC/MS FULL SCAN

File Name:	**p110724**	**Date of Collection:**	**11/2/11 10:48:00 AM**
Dil. Factor:	**1.87**	**Date of Analysis:**	**11/7/11 10:14 PM**

Compound	Rpt. Limit (ppbv)	Amount (ppbv)	Rpt. Limit (ug/m3)	Amount (ug/m3)
2-Hexanone	3.7	0.25 J	15	1.0 J
Dibromochloromethane	0.94	Not Detected	8.0	Not Detected
1,2-Dibromoethane (EDB)	0.94	Not Detected	7.2	Not Detected
Chlorobenzene	0.94	Not Detected	4.3	Not Detected
Ethyl Benzene	0.94	Not Detected	4.0	Not Detected
m,p-Xylene	0.94	~~0.64 J~~ u	4.1	~~2.8 J~~ u
o-Xylene	0.94	Not Detected	4.1	Not Detected
Styrene	0.94	Not Detected	4.0	Not Detected
Bromoform	0.94	Not Detected	9.7	Not Detected
Cumene	0.94	1.0	4.6	5.0
1,1,2,2-Tetrachloroethane	0.94	Not Detected	6.4	Not Detected
Propylbenzene	0.94	Not Detected	4.6	Not Detected
4-Ethyltoluene	0.94	Not Detected	4.6	Not Detected
1,3,5-Trimethylbenzene	0.94	Not Detected	4.6	Not Detected
1,2,4-Trimethylbenzene	0.94	Not Detected	4.6	Not Detected
1,3-Dichlorobenzene	0.94	Not Detected	5.6	Not Detected
1,4-Dichlorobenzene	0.94	Not Detected	5.6	Not Detected
alpha-Chlorotoluene	0.94	Not Detected	4.8	Not Detected
1,2-Dichlorobenzene	0.94	Not Detected	5.6	Not Detected
1,2,4-Trichlorobenzene	3.7	Not Detected	28	Not Detected
Hexachlorobutadiene	3.7	Not Detected	40	Not Detected
Butane	3.7	Not Detected	8.9	Not Detected
Isopentane	3.7	Not Detected	11	Not Detected

J = Estimated value.

Container Type: 1 Liter Summa Canister

Surrogates	%Recovery	Method Limits
Toluene-d8	97	70-130
1,2-Dichloroethane-d4	85	70-130
4-Bromofluorobenzene	111	70-130

Air Toxics LTD.
Laboratory Services Since 1989

Client Sample ID: VMP-23-10-110211

Lab ID#: 1111101A-08A

EPA METHOD TO-15 GC/MS FULL SCAN

File Name:	p110725	Date of Collection:	11/2/11 11:58:00 AM
Dil. Factor:	1.83	Date of Analysis:	11/7/11 10:42 PM

Compound	Rpt. Limit (ppbv)	Amount (ppbv)	Rpt. Limit (ug/m3)	Amount (ug/m3)
Freon 12	0.92	0.38 J	4.5	1.9 J
Freon 114	0.92	Not Detected	6.4	Not Detected
Chloromethane	3.7	Not Detected	7.6	Not Detected
Vinyl Chloride	0.92	Not Detected	2.3	Not Detected
1,3-Butadiene	0.92	Not Detected	2.0	Not Detected
Bromomethane	0.92	Not Detected	3.6	Not Detected
Chloroethane	3.7	Not Detected	9.6	Not Detected
Freon 11	0.92	Not Detected	5.1	Not Detected
Ethanol	3.7	16	6.9	30
Freon 113	0.92	Not Detected	7.0	Not Detected
1,1-Dichloroethene	0.92	Not Detected	3.6	Not Detected
Acetone	3.7	12	8.7	29
2-Propanol	3.7	8.0	9.0	20
Carbon Disulfide	3.7	~~0.49 J~~ u	11	~~1.5 J~~ u
3-Chloropropene	3.7	Not Detected	11	Not Detected
Methylene Chloride	0.92	Not Detected	3.2	Not Detected
Methyl tert-butyl ether	0.92	Not Detected	3.3	Not Detected
trans-1,2-Dichloroethene	0.92	Not Detected	3.6	Not Detected
Hexane	0.92	0.40 J	3.2	1.4 J
1,1-Dichloroethane	0.92	Not Detected	3.7	Not Detected
2-Butanone (Methyl Ethyl Ketone)	3.7	2.8 J	11	8.3 J
cis-1,2-Dichloroethene	0.92	Not Detected	3.6	Not Detected
Tetrahydrofuran	0.92	Not Detected	2.7	Not Detected
Chloroform	0.92	Not Detected	4.5	Not Detected
1,1,1-Trichloroethane	0.92	Not Detected	5.0	Not Detected
Cyclohexane	0.92	Not Detected	3.1	Not Detected
Carbon Tetrachloride	0.92	Not Detected	5.8	Not Detected
2,2,4-Trimethylpentane	0.92	0.10 J	4.3	0.47 J
Benzene	0.92	6.7	2.9	21
1,2-Dichloroethane	0.92	Not Detected	3.7	Not Detected
Heptane	0.92	Not Detected	3.7	Not Detected
Trichloroethene	0.92	Not Detected	4.9	Not Detected
1,2-Dichloropropane	0.92	Not Detected	4.2	Not Detected
1,4-Dioxane	3.7	Not Detected	13	Not Detected
Bromodichloromethane	0.92	Not Detected	6.1	Not Detected
cis-1,3-Dichloropropene	0.92	Not Detected	4.2	Not Detected
4-Methyl-2-pentanone	0.92	16	3.7	64
Toluene	0.92	3.8	3.4	14
trans-1,3-Dichloropropene	0.92	Not Detected	4.2	Not Detected
1,1,2-Trichloroethane	0.92	Not Detected	5.0	Not Detected
Tetrachloroethene	0.92	Not Detected	6.2	Not Detected

Air Toxics LTD.
Laboratory Services Since 1989

Client Sample ID: VMP-23-10-110211

Lab ID#: 1111101A-08A

EPA METHOD TO-15 GC/MS FULL SCAN

File Name:	**p110725**	**Date of Collection:**	**11/2/11 11:58:00 AM**
Dil. Factor:	**1.83**	**Date of Analysis:**	**11/7/11 10:42 PM**

Compound	Rpt. Limit (ppbv)	Amount (ppbv)	Rpt. Limit (ug/m3)	Amount (ug/m3)
2-Hexanone	3.7	0.40 J	15	1.6 J
Dibromochloromethane	0.92	Not Detected	7.8	Not Detected
1,2-Dibromoethane (EDB)	0.92	Not Detected	7.0	Not Detected
Chlorobenzene	0.92	Not Detected	4.2	Not Detected
Ethyl Benzene	0.92	0.31 J	4.0	1.3 J
m,p-Xylene	0.92	0.96	4.0	4.2
o-Xylene	0.92	0.31 J	4.0	1.4 J
Styrene	0.92	Not Detected	3.9	Not Detected
Bromoform	0.92	Not Detected	9.4	Not Detected
Cumene	0.92	1.5	4.5	7.4
1,1,2,2-Tetrachloroethane	0.92	Not Detected	6.3	Not Detected
Propylbenzene	0.92	~~0.12 J~~ U	4.5	~~0.60 J~~ U
4-Ethyltoluene	0.92	~~0.48 J~~ U	4.5	~~2.4 J~~ U
1,3,5-Trimethylbenzene	0.92	~~0.18 J~~ U	4.5	~~0.88 J~~ U
1,2,4-Trimethylbenzene	0.92	~~0.36 J~~ U	4.5	~~1.8 J~~ U
1,3-Dichlorobenzene	0.92	Not Detected	5.5	Not Detected
1,4-Dichlorobenzene	0.92	Not Detected	5.5	Not Detected
alpha-Chlorotoluene	0.92	Not Detected	4.7	Not Detected
1,2-Dichlorobenzene	0.92	Not Detected	5.5	Not Detected
1,2,4-Trichlorobenzene	3.7	Not Detected	27	Not Detected
Hexachlorobutadiene	3.7	Not Detected	39	Not Detected
Butane	3.7	Not Detected	8.7	Not Detected
Isopentane	3.7	Not Detected	11	Not Detected

J = Estimated value.

Container Type: 1 Liter Summa Canister

Surrogates	%Recovery	Method Limits
Toluene-d8	100	70-130
1,2-Dichloroethane-d4	86	70-130
4-Bromofluorobenzene	110	70-130

Air Toxics LTD.
Laboratory Services Since 1989

Client Sample ID: VMP-24-5-110211

Lab ID#: 1111101A-09A

EPA METHOD TO-15 GC/MS FULL SCAN

File Name:	p110726	Date of Collection:	11/2/11 2:51:00 PM
Dil. Factor:	1.87	Date of Analysis:	11/8/11 07:36 AM

Compound	Rpt. Limit (ppbv)	Amount (ppbv)	Rpt. Limit (ug/m3)	Amount (ug/m3)
Freon 12	0.94	0.49 J	4.6	2.4 J
Freon 114	0.94	Not Detected	6.5	Not Detected
Chloromethane	3.7	Not Detected	7.7	Not Detected
Vinyl Chloride	0.94	Not Detected	2.4	Not Detected
1,3-Butadiene	0.94	Not Detected	2.1	Not Detected
Bromomethane	0.94	Not Detected	3.6	Not Detected
Chloroethane	3.7	Not Detected	9.9	Not Detected
Freon 11	0.94	0.29 J	5.2	1.6 J
Ethanol	3.7	8.7	7.0	16
Freon 113	0.94	Not Detected	7.2	Not Detected
1,1-Dichloroethene	0.94	Not Detected	3.7	Not Detected
Acetone	3.7	5.4	8.9	13
2-Propanol	3.7	2.9 J	9.2	7.2 J
Carbon Disulfide	3.7	~~0.59 J~~ U	12	~~1.8 J~~ U
3-Chloropropene	3.7	Not Detected	12	Not Detected
Methylene Chloride	0.94	~~0.28 J~~ U	3.2	~~0.98 J~~ U
Methyl tert-butyl ether	0.94	Not Detected	3.4	Not Detected
trans-1,2-Dichloroethene	0.94	Not Detected	3.7	Not Detected
Hexane	0.94	1.1	3.3	3.8
1,1-Dichloroethane	0.94	Not Detected	3.8	Not Detected
2-Butanone (Methyl Ethyl Ketone)	3.7	Not Detected	11	Not Detected
cis-1,2-Dichloroethene	0.94	Not Detected	3.7	Not Detected
Tetrahydrofuran	0.94	Not Detected	2.8	Not Detected
Chloroform	0.94	Not Detected	4.6	Not Detected
1,1,1-Trichloroethane	0.94	Not Detected	5.1	Not Detected
Cyclohexane	0.94	Not Detected	3.2	Not Detected
Carbon Tetrachloride	0.94	Not Detected	5.9	Not Detected
2,2,4-Trimethylpentane	0.94	0.37 J	4.4	1.7 J
Benzene	0.94	5.7	3.0	18
1,2-Dichloroethane	0.94	Not Detected	3.8	Not Detected
Heptane	0.94	0.40 J	3.8	1.7 J
Trichloroethene	0.94	Not Detected	5.0	Not Detected
1,2-Dichloropropane	0.94	Not Detected	4.3	Not Detected
1,4-Dioxane	3.7	Not Detected	13	Not Detected
Bromodichloromethane	0.94	Not Detected	6.3	Not Detected
cis-1,3-Dichloropropene	0.94	Not Detected	4.2	Not Detected
4-Methyl-2-pentanone	0.94	5.8 J	3.8	24 J
Toluene	0.94	1.8	3.5	6.8
trans-1,3-Dichloropropene	0.94	Not Detected	4.2	Not Detected
1,1,2-Trichloroethane	0.94	Not Detected	5.1	Not Detected
Tetrachloroethene	0.94	Not Detected	6.3	Not Detected

Air Toxics LTD.
Laboratory Services Since 1989

Client Sample ID: VMP-24-5-110211

Lab ID#: 1111101A-09A

EPA METHOD TO-15 GC/MS FULL SCAN

File Name:	**p110726**	**Date of Collection:**	**11/2/11 2:51:00 PM**
Dil. Factor:	**1.87**	**Date of Analysis:**	**11/8/11 07:36 AM**

Compound	Rpt. Limit (ppbv)	Amount (ppbv)	Rpt. Limit (ug/m3)	Amount (ug/m3)
2-Hexanone	3.7	0.22 J	15	0.92 J
Dibromochloromethane	0.94	Not Detected	8.0	Not Detected
1,2-Dibromoethane (EDB)	0.94	Not Detected	7.2	Not Detected
Chlorobenzene	0.94	Not Detected	4.3	Not Detected
Ethyl Benzene	0.94	0.30 J	4.0	1.3 J
m,p-Xylene	0.94	0.72 J	4.1	3.1 J
o-Xylene	0.94	Not Detected	4.1	Not Detected
Styrene	0.94	Not Detected	4.0	Not Detected
Bromoform	0.94	Not Detected	9.7	Not Detected
Cumene	0.94	1.2	4.6	5.8
1,1,2,2-Tetrachloroethane	0.94	Not Detected	6.4	Not Detected
Propylbenzene	0.94	~~0.12 J~~ U	4.6	~~0.58 J~~ U
4-Ethyltoluene	0.94	~~0.28 J~~ U	4.6	~~1.4 J~~ U
1,3,5-Trimethylbenzene	0.94	~~0.16 J~~ U	4.6	~~0.82 J~~ U
1,2,4-Trimethylbenzene	0.94	~~0.39 J~~ U	4.6	~~1.9 J~~ U
1,3-Dichlorobenzene	0.94	Not Detected	5.6	Not Detected
1,4-Dichlorobenzene	0.94	Not Detected	5.6	Not Detected
alpha-Chlorotoluene	0.94	Not Detected	4.8	Not Detected
1,2-Dichlorobenzene	0.94	Not Detected	5.6	Not Detected
1,2,4-Trichlorobenzene	3.7	Not Detected	28	Not Detected
Hexachlorobutadiene	3.7	Not Detected	40	Not Detected
Butane	3.7	2.7 J	8.9	6.3 J
Isopentane	3.7	2.6 J	11	7.7 J

J = Estimated value.

Container Type: 1 Liter Summa Canister

Surrogates	%Recovery	Method Limits
Toluene-d8	99	70-130
1,2-Dichloroethane-d4	87	70-130
4-Bromofluorobenzene	113	70-130

Air Toxics LTD.
Laboratory Services Since 1989

Client Sample ID: VMP-24-5-110211-DUP

Lab ID#: 1111101A-10A

EPA METHOD TO-15 GC/MS FULL SCAN

File Name:	**p110810**	**Date of Collection:**	**11/2/11 2:51:00 PM**
Dil. Factor:	**2.60**	**Date of Analysis:**	**11/8/11 12:17 PM**

Compound	Rpt. Limit (ppbv)	Amount (ppbv)	Rpt. Limit (ug/m3)	Amount (ug/m3)
Freon 12	1.3	0.46 J	6.4	2.3 J
Freon 114	1.3	Not Detected	9.1	Not Detected
Chloromethane	5.2	Not Detected	11	Not Detected
Vinyl Chloride	1.3	Not Detected	3.3	Not Detected
1,3-Butadiene	1.3	Not Detected	2.9	Not Detected
Bromomethane	1.3	Not Detected	5.0	Not Detected
Chloroethane	5.2	Not Detected	14	Not Detected
Freon 11	1.3	Not Detected	7.3	Not Detected
Ethanol	5.2	9.1	9.8	17
Freon 113	1.3	Not Detected	10	Not Detected
1,1-Dichloroethene	1.3	Not Detected	5.2	Not Detected
Acetone	5.2	6.9	12	16
2-Propanol	5.2	6.9	13	17
Carbon Disulfide	5.2	~~0.88 J~~ U	16	~~2.7 J~~ U
3-Chloropropene	5.2	Not Detected	16	Not Detected
Methylene Chloride	1.3	0.96 J	4.5	3.4 J
Methyl tert-butyl ether	1.3	Not Detected	4.7	Not Detected
trans-1,2-Dichloroethene	1.3	Not Detected	5.2	Not Detected
Hexane	1.3	2.0	4.6	6.9
1,1-Dichloroethane	1.3	Not Detected	5.3	Not Detected
2-Butanone (Methyl Ethyl Ketone)	5.2	1.6 J	15	4.8 J
cis-1,2-Dichloroethene	1.3	Not Detected	5.2	Not Detected
Tetrahydrofuran	1.3	Not Detected	3.8	Not Detected
Chloroform	1.3	Not Detected	6.3	Not Detected
1,1,1-Trichloroethane	1.3	Not Detected	7.1	Not Detected
Cyclohexane	1.3	Not Detected	4.5	Not Detected
Carbon Tetrachloride	1.3	Not Detected	8.2	Not Detected
2,2,4-Trimethylpentane	1.3	1.8	6.1	8.3
Benzene	1.3	5.6	4.2	18
1,2-Dichloroethane	1.3	Not Detected	5.3	Not Detected
Heptane	1.3	Not Detected	5.3	Not Detected
Trichloroethene	1.3	Not Detected	7.0	Not Detected
1,2-Dichloropropane	1.3	Not Detected	6.0	Not Detected
1,4-Dioxane	5.2	Not Detected	19	Not Detected
Bromodichloromethane	1.3	Not Detected	8.7	Not Detected
cis-1,3-Dichloropropene	1.3	Not Detected	5.9	Not Detected
4-Methyl-2-pentanone	1.3	2.8 J	5.3	12 J
Toluene	1.3	1.8	4.9	6.9
trans-1,3-Dichloropropene	1.3	Not Detected	5.9	Not Detected
1,1,2-Trichloroethane	1.3	Not Detected	7.1	Not Detected
Tetrachloroethene	1.3	Not Detected	8.8	Not Detected

Air Toxics LTD.
Laboratory Services Since 1989

Client Sample ID: VMP-24-5-110211-DUP

Lab ID#: 1111101A-10A

EPA METHOD TO-15 GC/MS FULL SCAN

File Name:	**p110810**	**Date of Collection:**	**11/2/11 2:51:00 PM**
Dil. Factor:	**2.60**	**Date of Analysis:**	**11/8/11 12:17 PM**

Compound	Rpt. Limit (ppbv)	Amount (ppbv)	Rpt. Limit (ug/m3)	Amount (ug/m3)
2-Hexanone	5.2	Not Detected	21	Not Detected
Dibromochloromethane	1.3	Not Detected	11	Not Detected
1,2-Dibromoethane (EDB)	1.3	Not Detected	10	Not Detected
Chlorobenzene	1.3	Not Detected	6.0	Not Detected
Ethyl Benzene	1.3	0.34 J	5.6	1.5 J
m,p-Xylene	1.3	1.0 J	5.6	4.6 J
o-Xylene	1.3	0.60 J	5.6	2.6 J
Styrene	1.3	Not Detected	5.5	Not Detected
Bromoform	1.3	Not Detected	13	Not Detected
Cumene	1.3	1.2 J	6.4	6.1 J
1,1,2,2-Tetrachloroethane	1.3	Not Detected	8.9	Not Detected
Propylbenzene	1.3	~~0.34 J~~ u	6.4	~~1.7 J~~ u
4-Ethyltoluene	1.3	1.4	6.4	6.8
1,3,5-Trimethylbenzene	1.3	~~0.97 J~~ u	6.4	~~4.8 J~~ u
1,2,4-Trimethylbenzene	1.3	1.5	6.4	7.3
1,3-Dichlorobenzene	1.3	Not Detected	7.8	Not Detected
1,4-Dichlorobenzene	1.3	~~0.43 J~~ u	7.8	~~2.6 J~~ u
alpha-Chlorotoluene	1.3	Not Detected	6.7	Not Detected
1,2-Dichlorobenzene	1.3	Not Detected	7.8	Not Detected
1,2,4-Trichlorobenzene	5.2	Not Detected	38	Not Detected
Hexachlorobutadiene	5.2	Not Detected	55	Not Detected
Butane	5.2	5.6	12	13
Isopentane	5.2	5.0 J	15	15 J

J = Estimated value.

Container Type: 1 Liter Summa Canister

Surrogates	%Recovery	Method Limits
Toluene-d8	98	70-130
1,2-Dichloroethane-d4	89	70-130
4-Bromofluorobenzene	117	70-130

Air Toxics LTD.
Laboratory Services Since 1989

Client Sample ID: VMP-24-10-110211

Lab ID#: 1111101A-11A

EPA METHOD TO-15 GC/MS FULL SCAN

File Name:	**p110728**	**Date of Collection:**	**11/2/11 4:10:00 PM**
Dil. Factor:	**1.64**	**Date of Analysis:**	**11/8/11 08:21 AM**

Compound	Rpt. Limit (ppbv)	Amount (ppbv)	Rpt. Limit (ug/m3)	Amount (ug/m3)
Freon 12	0.82	0.45 J	4.0	2.2 J
Freon 114	0.82	Not Detected	5.7	Not Detected
Chloromethane	3.3	0.79 J	6.8	1.6 J
Vinyl Chloride	0.82	Not Detected	2.1	Not Detected
1,3-Butadiene	0.82	Not Detected	1.8	Not Detected
Bromomethane	0.82	Not Detected	3.2	Not Detected
Chloroethane	3.3	Not Detected	8.6	Not Detected
Freon 11	0.82	0.31 J	4.6	1.7 J
Ethanol	3.3	4.3	6.2	8.1
Freon 113	0.82	Not Detected	6.3	Not Detected
1,1-Dichloroethene	0.82	Not Detected	3.2	Not Detected
Acetone	3.3	6.3	7.8	15
2-Propanol	3.3	4.3	8.1	11
Carbon Disulfide	3.3	~~0.38 J~~ U	10	~~1.2 J~~ U
3-Chloropropene	3.3	Not Detected	10	Not Detected
Methylene Chloride	0.82	~~0.52 J~~ U	2.8	~~1.8 J~~ U
Methyl tert-butyl ether	0.82	Not Detected	3.0	Not Detected
trans-1,2-Dichloroethene	0.82	Not Detected	3.2	Not Detected
Hexane	0.82	Not Detected	2.9	Not Detected
1,1-Dichloroethane	0.82	Not Detected	3.3	Not Detected
2-Butanone (Methyl Ethyl Ketone)	3.3	2.3 J	9.7	6.9 J
cis-1,2-Dichloroethene	0.82	Not Detected	3.2	Not Detected
Tetrahydrofuran	0.82	Not Detected	2.4	Not Detected
Chloroform	0.82	Not Detected	4.0	Not Detected
1,1,1-Trichloroethane	0.82	Not Detected	4.5	Not Detected
Cyclohexane	0.82	Not Detected	2.8	Not Detected
Carbon Tetrachloride	0.82	Not Detected	5.2	Not Detected
2,2,4-Trimethylpentane	0.82	0.11 J	3.8	0.52 J
Benzene	0.82	0.62 J	2.6	2.0 J
1,2-Dichloroethane	0.82	Not Detected	3.3	Not Detected
Heptane	0.82	Not Detected	3.4	Not Detected
Trichloroethene	0.82	Not Detected	4.4	Not Detected
1,2-Dichloropropane	0.82	Not Detected	3.8	Not Detected
1,4-Dioxane	3.3	Not Detected	12	Not Detected
Bromodichloromethane	0.82	Not Detected	5.5	Not Detected
cis-1,3-Dichloropropene	0.82	Not Detected	3.7	Not Detected
4-Methyl-2-pentanone	0.82	6.9	3.4	28
Toluene	0.82	3.1	3.1	12
trans-1,3-Dichloropropene	0.82	Not Detected	3.7	Not Detected
1,1,2-Trichloroethane	0.82	Not Detected	4.5	Not Detected
Tetrachloroethene	0.82	Not Detected	5.6	Not Detected

Air Toxics LTD.
Laboratory Services Since 1989

Client Sample ID: VMP-24-10-110211

Lab ID#: 1111101A-11A

EPA METHOD TO-15 GC/MS FULL SCAN

File Name:	**p110728**	**Date of Collection:**	**11/2/11 4:10:00 PM**
Dil. Factor:	**1.64**	**Date of Analysis:**	**11/8/11 08:21 AM**

Compound	Rpt. Limit (ppbv)	Amount (ppbv)	Rpt. Limit (ug/m3)	Amount (ug/m3)
2-Hexanone	3.3	0.31 J	13	1.3 J
Dibromochloromethane	0.82	Not Detected	7.0	Not Detected
1,2-Dibromoethane (EDB)	0.82	Not Detected	6.3	Not Detected
Chlorobenzene	0.82	Not Detected	3.8	Not Detected
Ethyl Benzene	0.82	Not Detected	3.6	Not Detected
m,p-Xylene	0.82	~~0.56 J~~ u	3.6	~~2.4 J~~ u
o-Xylene	0.82	Not Detected	3.6	Not Detected
Styrene	0.82	Not Detected	3.5	Not Detected
Bromoform	0.82	Not Detected	8.5	Not Detected
Cumene	~~0.82~~ 0.90	~~0.90~~ u	~~4.0~~ 4.4	~~4.4~~ u
1,1,2,2-Tetrachloroethane	0.82	Not Detected	5.6	Not Detected
Propylbenzene	0.82	Not Detected	4.0	Not Detected
4-Ethyltoluene	0.82	~~0.21 J~~ u	4.0	~~1.0 J~~ u
1,3,5-Trimethylbenzene	0.82	Not Detected	4.0	Not Detected
1,2,4-Trimethylbenzene	0.82	~~0.25 J~~ u	4.0	~~1.2 J~~ u
1,3-Dichlorobenzene	0.82	Not Detected	4.9	Not Detected
1,4-Dichlorobenzene	0.82	Not Detected	4.9	Not Detected
alpha-Chlorotoluene	0.82	Not Detected	4.2	Not Detected
1,2-Dichlorobenzene	0.82	Not Detected	4.9	Not Detected
1,2,4-Trichlorobenzene	3.3	Not Detected	24	Not Detected
Hexachlorobutadiene	3.3	Not Detected	35	Not Detected
Butane	3.3	Not Detected	7.8	Not Detected
Isopentane	3.3	Not Detected	9.7	Not Detected

J = Estimated value.

Container Type: 1 Liter Summa Canister

Surrogates	%Recovery	Method Limits
Toluene-d8	100	70-130
1,2-Dichloroethane-d4	88	70-130
4-Bromofluorobenzene	108	70-130

Air Toxics LTD.
Laboratory Services Since 1989

Client Sample ID: VMP-9-5-110411

Lab ID#: 1111101A-12A

EPA METHOD TO-15 GC/MS FULL SCAN

File Name:	p110807	Date of Collection:	11/4/11 11:18:00 AM
Dil. Factor:	1.75	Date of Analysis:	11/8/11 11:10 AM

Compound	Rpt. Limit (ppbv)	Amount (ppbv)	Rpt. Limit (ug/m3)	Amount (ug/m3)
Freon 12	0.88	0.43 J	4.3	2.1 J
Freon 114	0.88	Not Detected	6.1	Not Detected
Chloromethane	3.5	0.80 J	7.2	1.6 J
Vinyl Chloride	0.88	Not Detected	2.2	Not Detected
1,3-Butadiene	0.88	Not Detected	1.9	Not Detected
Bromomethane	0.88	Not Detected	3.4	Not Detected
Chloroethane	3.5	Not Detected	9.2	Not Detected
Freon 11	0.88	Not Detected	4.9	Not Detected
Ethanol	3.5	6.6	6.6	12
Freon 113	0.88	Not Detected	6.7	Not Detected
1,1-Dichloroethene	0.88	Not Detected	3.5	Not Detected
Acetone	3.5	6.0	8.3	14
2-Propanol	3.5	3.0 J	8.6	7.3 J
Carbon Disulfide	3.5	~~0.68 J~~ U	11	~~2.1 J~~ U
3-Chloropropene	3.5	Not Detected	11	Not Detected
Methylene Chloride	0.88	1.2	3.0	4.1
Methyl tert-butyl ether	0.88	Not Detected	3.2	Not Detected
trans-1,2-Dichloroethene	0.88	Not Detected	3.5	Not Detected
Hexane	0.88	0.78 J	3.1	2.7 J
1,1-Dichloroethane	0.88	Not Detected	3.5	Not Detected
2-Butanone (Methyl Ethyl Ketone)	3.5	1.6 J	10	4.8 J
cis-1,2-Dichloroethene	0.88	Not Detected	3.5	Not Detected
Tetrahydrofuran	0.88	Not Detected	2.6	Not Detected
Chloroform	0.88	Not Detected	4.3	Not Detected
1,1,1-Trichloroethane	0.88	Not Detected	4.8	Not Detected
Cyclohexane	0.88	Not Detected	3.0	Not Detected
Carbon Tetrachloride	0.88	Not Detected	5.5	Not Detected
2,2,4-Trimethylpentane	0.88	81	4.1	380
Benzene	0.88	0.66 J	2.8	2.1 J
1,2-Dichloroethane	0.88	Not Detected	3.5	Not Detected
Heptane	0.88	0.73 J	3.6	3.0 J
Trichloroethene	0.88	Not Detected	4.7	Not Detected
1,2-Dichloropropane	0.88	Not Detected	4.0	Not Detected
1,4-Dioxane	3.5	0.52 J	13	1.8 J
Bromodichloromethane	0.88	Not Detected	5.9	Not Detected
cis-1,3-Dichloropropene	0.88	Not Detected	4.0	Not Detected
4-Methyl-2-pentanone	0.88	5.4	3.6	22
Toluene	0.88	2.0	3.3	7.6
trans-1,3-Dichloropropene	0.88	~~0.24 J~~ U	4.0	~~1.1 J~~ U
1,1,2-Trichloroethane	0.88	Not Detected	4.8	Not Detected
Tetrachloroethene	0.88	Not Detected	5.9	Not Detected

Air Toxics LTD.
Laboratory Services Since 1989

Client Sample ID: VMP-9-5-110411

Lab ID#: 111110IA-12A

EPA METHOD TO-15 GC/MS FULL SCAN

File Name:	**p110807**	**Date of Collection:**	**11/4/11 11:18:00 AM**
Dil. Factor:	**1.75**	**Date of Analysis:**	**11/8/11 11:10 AM**

Compound	Rpt. Limit (ppbv)	Amount (ppbv)	Rpt. Limit (ug/m3)	Amount (ug/m3)
2-Hexanone	3.5	0.32 J	14	1.3 J
Dibromochloromethane	0.88	Not Detected	7.4	Not Detected
1,2-Dibromoethane (EDB)	0.88	~~0.20 J~~ U	6.7	~~1.6 J~~ U
Chlorobenzene	0.88	Not Detected	4.0	Not Detected
Ethyl Benzene	0.88	Not Detected	3.8	Not Detected
m,p-Xylene	0.88	~~0.41 J~~ U	3.8	~~1.8 J~~ U
o-Xylene	0.88	Not Detected	3.8	Not Detected
Styrene	0.88	Not Detected	3.7	Not Detected
Bromoform	0.88	Not Detected	9.0	Not Detected
Cumene	0.88	~~0.70 J~~ U	4.3	~~3.4 J~~ U
1,1,2,2-Tetrachloroethane	0.88	Not Detected	6.0	Not Detected
Propylbenzene	0.88	~~0.21 J~~ U	4.3	~~1.0 J~~ U
4-Ethyltoluene	0.88	~~0.26 J~~ U	4.3	~~1.3 J~~ U
1,3,5-Trimethylbenzene	0.88	~~0.30 J~~ U	4.3	~~1.5 J~~ U
1,2,4-Trimethylbenzene	0.88	~~0.32 J~~ U	4.3	~~1.6 J~~ U
1,3-Dichlorobenzene	0.88	~~0.39 J~~ U	5.3	~~2.4 J~~ U
1,4-Dichlorobenzene	0.88	~~0.46 J~~ U	5.3	~~2.8 J~~ U
alpha-Chlorotoluene	0.88	~~0.27 J~~ U	4.5	~~1.4 J~~ U
1,2-Dichlorobenzene	0.88	~~0.34 J~~ U	5.3	~~2.1 J~~ U
1,2,4-Trichlorobenzene	3.5	~~0.95 J~~ U	26	~~7.0 J~~ U
Hexachlorobutadiene	3.5	Not Detected	37	Not Detected
Butane	3.5	2.5 J	8.3	5.9 J
Isopentane	3.5	0.80 J	10	2.4 J

J = Estimated value.

Container Type: 1 Liter Summa Canister

Surrogates	%Recovery	Method Limits
Toluene-d8	100	70-130
1,2-Dichloroethane-d4	92	70-130
4-Bromofluorobenzene	118	70-130

Air Toxics LTD.
Laboratory Services Since 1989

Client Sample ID: VMP-9-11.5-110411

Lab ID#: 1111101A-13A

EPA METHOD TO-15 GC/MS FULL SCAN

File Name:	p110808	Date of Collection:	11/4/11 12:11:00 PM
Dil. Factor:	1.75	Date of Analysis:	11/8/11 11:35 AM

Compound	Rpt. Limit (ppbv)	Amount (ppbv)	Rpt. Limit (ug/m3)	Amount (ug/m3)
Freon 12	0.88	0.50 J	4.3	2.5 J
Freon 114	0.88	Not Detected	6.1	Not Detected
Chloromethane	3.5	Not Detected	7.2	Not Detected
Vinyl Chloride	0.88	Not Detected	2.2	Not Detected
1,3-Butadiene	0.88	Not Detected	1.9	Not Detected
Bromomethane	0.88	Not Detected	3.4	Not Detected
Chloroethane	3.5	Not Detected	9.2	Not Detected
Freon 11	0.88	Not Detected	4.9	Not Detected
Ethanol	3.5	7.4	6.6	14
Freon 113	0.88	Not Detected	6.7	Not Detected
1,1-Dichloroethene	0.88	Not Detected	3.5	Not Detected
Acetone	3.5	7.4	8.3	17
2-Propanol	3.5	7.1	8.6	17
Carbon Disulfide	3.5	~~0.63 J~~ U	11	~~2.0 J~~ U
3-Chloropropene	3.5	Not Detected	11	Not Detected
Methylene Chloride	0.88	~~0.50 J~~ U	3.0	~~1.7 J~~ U
Methyl tert-butyl ether	0.88	Not Detected	3.2	Not Detected
trans-1,2-Dichloroethene	0.88	Not Detected	3.5	Not Detected
Hexane	0.88	0.82 J	3.1	2.9 J
1,1-Dichloroethane	0.88	Not Detected	3.5	Not Detected
2-Butanone (Methyl Ethyl Ketone)	3.5	2.9 J	10	8.7 J
cis-1,2-Dichloroethene	0.88	Not Detected	3.5	Not Detected
Tetrahydrofuran	0.88	Not Detected	2.6	Not Detected
Chloroform	0.88	Not Detected	4.3	Not Detected
1,1,1-Trichloroethane	0.88	Not Detected	4.8	Not Detected
Cyclohexane	0.88	0.53 J	3.0	1.8 J
Carbon Tetrachloride	0.88	Not Detected	5.5	Not Detected
2,2,4-Trimethylpentane	0.88	6.7	4.1	31
Benzene	0.88	4.1	2.8	13
1,2-Dichloroethane	0.88	Not Detected	3.5	Not Detected
Heptane	0.88	0.51 J	3.6	2.1 J
Trichloroethene	0.88	Not Detected	4.7	Not Detected
1,2-Dichloropropane	0.88	Not Detected	4.0	Not Detected
1,4-Dioxane	3.5	Not Detected	13	Not Detected
Bromodichloromethane	0.88	Not Detected	5.9	Not Detected
cis-1,3-Dichloropropene	0.88	Not Detected	4.0	Not Detected
4-Methyl-2-pentanone	0.88	8.6	3.6	35
Toluene	0.88	3.3	3.3	12
trans-1,3-Dichloropropene	0.88	Not Detected	4.0	Not Detected
1,1,2-Trichloroethane	0.88	Not Detected	4.8	Not Detected
Tetrachloroethene	0.88	Not Detected	5.9	Not Detected

Air Toxics LTD.
Laboratory Services Since 1989

Client Sample ID: VMP-9-11.5-110411

Lab ID#: 1111101A-13A

EPA METHOD TO-15 GC/MS FULL SCAN

File Name:	**p110808**	**Date of Collection:**	**11/4/11 12:11:00 PM**
Dil. Factor:	**1.75**	**Date of Analysis:**	**11/8/11 11:35 AM**

Compound	Rpt. Limit (ppbv)	Amount (ppbv)	Rpt. Limit (ug/m3)	Amount (ug/m3)
2-Hexanone	3.5	0.25 J	14	1.0 J
Dibromochloromethane	0.88	Not Detected	7.4	Not Detected
1,2-Dibromoethane (EDB)	0.88	Not Detected	6.7	Not Detected
Chlorobenzene	0.88	Not Detected	4.0	Not Detected
Ethyl Benzene	0.88	Not Detected	3.8	Not Detected
m,p-Xylene	0.88	~~0.43 J~~ U	3.8	~~1.8 J~~ U
o-Xylene	0.88	Not Detected	3.8	Not Detected
Styrene	0.88	Not Detected	3.7	Not Detected
Bromoform	0.88	Not Detected	9.0	Not Detected
Cumene	0.88	~~0.63 J~~ U	4.3	~~3.1 J~~ U
1,1,2,2-Tetrachloroethane	0.88	Not Detected	6.0	Not Detected
Propylbenzene	0.88	~~0.13 J~~ U	4.3	~~0.66 J~~ U
4-Ethyltoluene	0.88	~~0.17 J~~ U	4.3	~~0.83 J~~ U
1,3,5-Trimethylbenzene	0.88	~~0.23 J~~ U	4.3	~~1.1 J~~ U
1,2,4-Trimethylbenzene	0.88	~~0.37 J~~ U	4.3	~~1.8 J~~ U
1,3-Dichlorobenzene	0.88	Not Detected	5.3	Not Detected
1,4-Dichlorobenzene	0.88	~~0.36 J~~ U	5.3	~~2.1 J~~ U
alpha-Chlorotoluene	0.88	Not Detected	4.5	Not Detected
1,2-Dichlorobenzene	0.88	Not Detected	5.3	Not Detected
1,2,4-Trichlorobenzene	3.5	~~0.66 J~~ U	26	~~4.9 J~~ U
Hexachlorobutadiene	3.5	Not Detected	37	Not Detected
Butane	3.5	26	8.3	61
Isopentane	3.5	22	10	66

J = Estimated value.

Container Type: 1 Liter Summa Canister

Surrogates	%Recovery	Method Limits
Toluene-d8	100	70-130
1,2-Dichloroethane-d4	89	70-130
4-Bromofluorobenzene	110	70-130

Air Toxics LTD.
Laboratory Services Since 1989

Client Sample ID: Lab Blank

Lab ID#: 1111101A-14A

EPA METHOD TO-15 GC/MS FULL SCAN

File Name:	**p110706a**	**Date of Collection: NA**	
Dil. Factor:	**1.00**	**Date of Analysis: 11/7/11 11:08 AM**	

Compound	Rpt. Limit (ppbv)	Amount (ppbv)	Rpt. Limit (ug/m3)	Amount (ug/m3)
Freon 12	0.50	Not Detected	2.5	Not Detected
Freon 114	0.50	Not Detected	3.5	Not Detected
Chloromethane	2.0	Not Detected	4.1	Not Detected
Vinyl Chloride	0.50	Not Detected	1.3	Not Detected
1,3-Butadiene	0.50	Not Detected	1.1	Not Detected
Bromomethane	0.50	Not Detected	1.9	Not Detected
Chloroethane	2.0	Not Detected	5.3	Not Detected
Freon 11	0.50	Not Detected	2.8	Not Detected
Ethanol	2.0	Not Detected	3.8	Not Detected
Freon 113	0.50	Not Detected	3.8	Not Detected
1,1-Dichloroethene	0.50	Not Detected	2.0	Not Detected
Acetone	2.0	Not Detected	4.8	Not Detected
2-Propanol	2.0	Not Detected	4.9	Not Detected
Carbon Disulfide	2.0	0.55 J	6.2	1.7 J
3-Chloropropene	2.0	Not Detected	6.3	Not Detected
Methylene Chloride	0.50	0.18 J	1.7	0.64 J
Methyl tert-butyl ether	0.50	Not Detected	1.8	Not Detected
trans-1,2-Dichloroethene	0.50	Not Detected	2.0	Not Detected
Hexane	0.50	Not Detected	1.8	Not Detected
1,1-Dichloroethane	0.50	Not Detected	2.0	Not Detected
2-Butanone (Methyl Ethyl Ketone)	2.0	Not Detected	5.9	Not Detected
cis-1,2-Dichloroethene	0.50	Not Detected	2.0	Not Detected
Tetrahydrofuran	0.50	Not Detected	1.5	Not Detected
Chloroform	0.50	Not Detected	2.4	Not Detected
1,1,1-Trichloroethane	0.50	Not Detected	2.7	Not Detected
Cyclohexane	0.50	Not Detected	1.7	Not Detected
Carbon Tetrachloride	0.50	Not Detected	3.1	Not Detected
2,2,4-Trimethylpentane	0.50	Not Detected	2.3	Not Detected
Benzene	0.50	Not Detected	1.6	Not Detected
1,2-Dichloroethane	0.50	0.15 J	2.0	0.62 J
Heptane	0.50	Not Detected	2.0	Not Detected
Trichloroethene	0.50	Not Detected	2.7	Not Detected
1,2-Dichloropropane	0.50	Not Detected	2.3	Not Detected
1,4-Dioxane	2.0	Not Detected	7.2	Not Detected
Bromodichloromethane	0.50	Not Detected	3.4	Not Detected
cis-1,3-Dichloropropene	0.50	0.14 J	2.3	0.62 J
4-Methyl-2-pentanone	0.50	Not Detected	2.0	Not Detected
Toluene	0.50	Not Detected	1.9	Not Detected
trans-1,3-Dichloropropene	0.50	0.28 J	2.3	1.3 J
1,1,2-Trichloroethane	0.50	Not Detected	2.7	Not Detected
Tetrachloroethene	0.50	Not Detected	3.4	Not Detected

Air Toxics LTD.
Laboratory Services Since 1989

Client Sample ID: Lab Blank

Lab ID#: 1111101A-14A

EPA METHOD TO-15 GC/MS FULL SCAN

File Name:	**p110706a**	**Date of Collection: NA**	
Dil. Factor:	**1.00**	**Date of Analysis: 11/7/11 11:08 AM**	

Compound	Rpt. Limit (ppbv)	Amount (ppbv)	Rpt. Limit (ug/m3)	Amount (ug/m3)
2-Hexanone	2.0	Not Detected	8.2	Not Detected
Dibromochloromethane	0.50	Not Detected	4.2	Not Detected
1,2-Dibromoethane (EDB)	0.50	0.20 J	3.8	1.6 J
Chlorobenzene	0.50	0.15 J	2.3	0.68 J
Ethyl Benzene	0.50	Not Detected	2.2	Not Detected
m,p-Xylene	0.50	0.13 J	2.2	0.58 J
o-Xylene	0.50	Not Detected	2.2	Not Detected
Styrene	0.50	0.10 J	2.1	0.44 J
Bromoform	0.50	0.13 J	5.2	1.3 J
Cumene	0.50	0.19 J	2.4	0.94 J
1,1,2,2-Tetrachloroethane	0.50	0.14 J	3.4	0.93 J
Propylbenzene	0.50	0.20 J	2.4	0.96 J
4-Ethyltoluene	0.50	0.20 J	2.4	1.0 J
1,3,5-Trimethylbenzene	0.50	0.20 J	2.4	0.99 J
1,2,4-Trimethylbenzene	0.50	0.26 J	2.4	1.3 J
1,3-Dichlorobenzene	0.50	0.37 J	3.0	2.2 J
1,4-Dichlorobenzene	0.50	0.42 J	3.0	2.5 J
alpha-Chlorotoluene	0.50	0.21 J	2.6	1.1 J
1,2-Dichlorobenzene	0.50	0.36 J	3.0	2.2 J
1,2,4-Trichlorobenzene	2.0	1.1 J	15	8.0 J
Hexachlorobutadiene	2.0	0.54 J	21	5.8 J
Butane	2.0	Not Detected	4.8	Not Detected
Isopentane	2.0	Not Detected	5.9	Not Detected

J = Estimated value.

Container Type: NA - Not Applicable

Surrogates	%Recovery	Method Limits
Toluene-d8	97	70-130
1,2-Dichloroethane-d4	87	70-130
4-Bromofluorobenzene	108	70-130

Air Toxics LTD.
Laboratory Services Since 1989

Client Sample ID: Lab Blank

Lab ID#: 1111101A-14B

EPA METHOD TO-15 GC/MS FULL SCAN

File Name:	**p110806a**	**Date of Collection: NA**	
Dil. Factor:	**1.00**	**Date of Analysis: 11/8/11 10:38 AM**	

Compound	Rpt. Limit (ppbv)	Amount (ppbv)	Rpt. Limit (ug/m3)	Amount (ug/m3)
Freon 12	0.50	Not Detected	2.5	Not Detected
Freon 114	0.50	Not Detected	3.5	Not Detected
Chloromethane	2.0	Not Detected	4.1	Not Detected
Vinyl Chloride	0.50	Not Detected	1.3	Not Detected
1,3-Butadiene	0.50	Not Detected	1.1	Not Detected
Bromomethane	0.50	Not Detected	1.9	Not Detected
Chloroethane	2.0	Not Detected	5.3	Not Detected
Freon 11	0.50	Not Detected	2.8	Not Detected
Ethanol	2.0	Not Detected	3.8	Not Detected
Freon 113	0.50	Not Detected	3.8	Not Detected
1,1-Dichloroethene	0.50	Not Detected	2.0	Not Detected
Acetone	2.0	Not Detected	4.8	Not Detected
2-Propanol	2.0	Not Detected	4.9	Not Detected
Carbon Disulfide	2.0	0.56 J	6.2	1.7 J
3-Chloropropene	2.0	Not Detected	6.3	Not Detected
Methylene Chloride	0.50	0.17 J	1.7	0.60 J
Methyl tert-butyl ether	0.50	Not Detected	1.8	Not Detected
trans-1,2-Dichloroethene	0.50	Not Detected	2.0	Not Detected
Hexane	0.50	Not Detected	1.8	Not Detected
1,1-Dichloroethane	0.50	Not Detected	2.0	Not Detected
2-Butanone (Methyl Ethyl Ketone)	2.0	Not Detected	5.9	Not Detected
cis-1,2-Dichloroethene	0.50	Not Detected	2.0	Not Detected
Tetrahydrofuran	0.50	Not Detected	1.5	Not Detected
Chloroform	0.50	Not Detected	2.4	Not Detected
1,1,1-Trichloroethane	0.50	0.046 J	2.7	0.25 J
Cyclohexane	0.50	Not Detected	1.7	Not Detected
Carbon Tetrachloride	0.50	Not Detected	3.1	Not Detected
2,2,4-Trimethylpentane	0.50	Not Detected	2.3	Not Detected
Benzene	0.50	0.090 J	1.6	0.29 J
1,2-Dichloroethane	0.50	0.14 J	2.0	0.58 J
Heptane	0.50	Not Detected	2.0	Not Detected
Trichloroethene	0.50	Not Detected	2.7	Not Detected
1,2-Dichloropropane	0.50	Not Detected	2.3	Not Detected
1,4-Dioxane	2.0	Not Detected	7.2	Not Detected
Bromodichloromethane	0.50	Not Detected	3.4	Not Detected
cis-1,3-Dichloropropene	0.50	0.16 J	2.3	0.73 J
4-Methyl-2-pentanone	0.50	Not Detected	2.0	Not Detected
Toluene	0.50	Not Detected	1.9	Not Detected
trans-1,3-Dichloropropene	0.50	0.24 J	2.3	1.1 J
1,1,2-Trichloroethane	0.50	Not Detected	2.7	Not Detected
Tetrachloroethene	0.50	Not Detected	3.4	Not Detected

Air Toxics LTD.
Laboratory Services Since 1989

Client Sample ID: Lab Blank

Lab ID#: 1111101A-14B

EPA METHOD TO-15 GC/MS FULL SCAN

File Name:	**p110806a**	**Date of Collection: NA**	
Dil. Factor:	**1.00**	**Date of Analysis: 11/8/11 10:38 AM**	

Compound	Rpt. Limit (ppbv)	Amount (ppbv)	Rpt. Limit (ug/m3)	Amount (ug/m3)
2-Hexanone	2.0	Not Detected	8.2	Not Detected
Dibromochloromethane	0.50	Not Detected	4.2	Not Detected
1,2-Dibromoethane (EDB)	0.50	0.19 J	3.8	1.4 J
Chlorobenzene	0.50	0.16 J	2.3	0.74 J
Ethyl Benzene	0.50	Not Detected	2.2	Not Detected
m,p-Xylene	0.50	0.13 J	2.2	0.57 J
o-Xylene	0.50	Not Detected	2.2	Not Detected
Styrene	0.50	0.15 J	2.1	0.62 J
Bromoform	0.50	Not Detected	5.2	Not Detected
Cumene	0.50	0.22 J	2.4	1.1 J
1,1,2,2-Tetrachloroethane	0.50	0.14 J	3.4	0.95 J
Propylbenzene	0.50	0.18 J	2.4	0.88 J
4-Ethyltoluene	0.50	0.19 J	2.4	0.96 J
1,3,5-Trimethylbenzene	0.50	0.29 J	2.4	1.4 J
1,2,4-Trimethylbenzene	0.50	0.22 J	2.4	1.1 J
1,3-Dichlorobenzene	0.50	0.30 J	3.0	1.8 J
1,4-Dichlorobenzene	0.50	0.41 J	3.0	2.5 J
alpha-Chlorotoluene	0.50	0.24 J	2.6	1.3 J
1,2-Dichlorobenzene	0.50	0.32 J	3.0	2.0 J
1,2,4-Trichlorobenzene	2.0	0.96 J	15	7.2 J
Hexachlorobutadiene	2.0	0.54 J	21	5.7 J
Butane	2.0	Not Detected	4.8	Not Detected
Isopentane	2.0	Not Detected	5.9	Not Detected

J = Estimated value.

Container Type: NA - Not Applicable

Surrogates	%Recovery	Method Limits
Toluene-d8	97	70-130
1,2-Dichloroethane-d4	86	70-130
4-Bromofluorobenzene	112	70-130

Air Toxics LTD.
Laboratory Services Since 1989

Client Sample ID: CCV

Lab ID#: 111110IA-15A

EPA METHOD TO-15 GC/MS FULL SCAN

File Name:	p110702	Date of Collection: NA
Dil. Factor:	1.00	Date of Analysis: 11/7/11 09:04 AM

Compound	%Recovery
Freon 12	98
Freon 114	100
Chloromethane	89
Vinyl Chloride	92
1,3-Butadiene	88
Bromomethane	95
Chloroethane	92
Freon 11	100
Ethanol	71
Freon 113	99
1,1-Dichloroethene	95
Acetone	92
2-Propanol	91
Carbon Disulfide	87
3-Chloropropene	88
Methylene Chloride	86
Methyl tert-butyl ether	101
trans-1,2-Dichloroethene	94
Hexane	92
1,1-Dichloroethane	94
2-Butanone (Methyl Ethyl Ketone)	100
cis-1,2-Dichloroethene	96
Tetrahydrofuran	95
Chloroform	100
1,1,1-Trichloroethane	101
Cyclohexane	97
Carbon Tetrachloride	100
2,2,4-Trimethylpentane	96
Benzene	101
1,2-Dichloroethane	98
Heptane	102
Trichloroethene	97
1,2-Dichloropropane	95
1,4-Dioxane	99
Bromodichloromethane	94
cis-1,3-Dichloropropene	96
4-Methyl-2-pentanone	104
Toluene	100
trans-1,3-Dichloropropene	94
1,1,2-Trichloroethane	96
Tetrachloroethene	101

Air Toxics LTD.
Laboratory Services Since 1989

Client Sample ID: CCV

Lab ID#: 1111101A-15A

EPA METHOD TO-15 GC/MS FULL SCAN

File Name:	**p110702**	**Date of Collection: NA**	
Dil. Factor:	**1.00**	**Date of Analysis: 11/7/11 09:04 AM**	

Compound	**%Recovery**
2-Hexanone	104
Dibromochloromethane	101
1,2-Dibromoethane (EDB)	95
Chlorobenzene	97
Ethyl Benzene	101
m,p-Xylene	103
o-Xylene	102
Styrene	102
Bromoform	106
Cumene	103
1,1,2,2-Tetrachloroethane	96
Propylbenzene	104
4-Ethyltoluene	107
1,3,5-Trimethylbenzene	107
1,2,4-Trimethylbenzene	108
1,3-Dichlorobenzene	106
1,4-Dichlorobenzene	106
alpha-Chlorotoluene	110
1,2-Dichlorobenzene	110
1,2,4-Trichlorobenzene	123
Hexachlorobutadiene	128
Butane	93
Isopentane	88

Container Type: NA - Not Applicable

Surrogates	**%Recovery**	**Method Limits**
Toluene-d8	100	70-130
1,2-Dichloroethane-d4	91	70-130
4-Bromofluorobenzene	114	70-130

Air Toxics LTD.
Laboratory Services Since 1989

Client Sample ID: CCV

Lab ID#: 1111101A-15B

EPA METHOD TO-15 GC/MS FULL SCAN

File Name:	**p110802**	**Date of Collection: NA**	
Dil. Factor:	**1.00**	**Date of Analysis: 11/8/11 09:22 AM**	

Compound	%Recovery
Freon 12	95
Freon 114	98
Chloromethane	82
Vinyl Chloride	89
1,3-Butadiene	84
Bromomethane	92
Chloroethane	90
Freon 11	96
Ethanol	95
Freon 113	96
1,1-Dichloroethene	92
Acetone	89
2-Propanol	85
Carbon Disulfide	86
3-Chloropropene	89
Methylene Chloride	81
Methyl tert-butyl ether	97
trans-1,2-Dichloroethene	91
Hexane	89
1,1-Dichloroethane	91
2-Butanone (Methyl Ethyl Ketone)	97
cis-1,2-Dichloroethene	94
Tetrahydrofuran	92
Chloroform	98
1,1,1-Trichloroethane	99
Cyclohexane	96
Carbon Tetrachloride	98
2,2,4-Trimethylpentane	94
Benzene	99
1,2-Dichloroethane	94
Heptane	100
Trichloroethene	96
1,2-Dichloropropane	93
1,4-Dioxane	96
Bromodichloromethane	94
cis-1,3-Dichloropropene	96
4-Methyl-2-pentanone	105
Toluene	99
trans-1,3-Dichloropropene	90
1,1,2-Trichloroethane	96
Tetrachloroethene	99

Air Toxics LTD.
Laboratory Services Since 1989

Client Sample ID: CCV

Lab ID#: 1111101A-15B

EPA METHOD TO-15 GC/MS FULL SCAN

File Name:	**p110802**	**Date of Collection: NA**
Dil. Factor:	**1.00**	**Date of Analysis: 11/8/11 09:22 AM**

Compound	%Recovery
2-Hexanone	99
Dibromochloromethane	100
1,2-Dibromoethane (EDB)	94
Chlorobenzene	94
Ethyl Benzene	100
m,p-Xylene	103
o-Xylene	101
Styrene	101
Bromoform	108
Cumene	102
1,1,2,2-Tetrachloroethane	94
Propylbenzene	101
4-Ethyltoluene	104
1,3,5-Trimethylbenzene	106
1,2,4-Trimethylbenzene	106
1,3-Dichlorobenzene	106
1,4-Dichlorobenzene	105
alpha-Chlorotoluene	109
1,2-Dichlorobenzene	109
1,2,4-Trichlorobenzene	120
Hexachlorobutadiene	125
Butane	88
Isopentane	83

Container Type: NA - Not Applicable

Surrogates	%Recovery	Method Limits
Toluene-d8	100	70-130
1,2-Dichloroethane-d4	92	70-130
4-Bromofluorobenzene	115	70-130

Air Toxics LTD.
Laboratory Services Since 1989

Client Sample ID: LCS

Lab ID#: 1111101A-16A

EPA METHOD TO-15 GC/MS FULL SCAN

File Name:	**p110703**	**Date of Collection: NA**
Dil. Factor:	**1.00**	**Date of Analysis: 11/7/11 09:40 AM**

Compound	%Recovery
Freon 12	106
Freon 114	108
Chloromethane	93
Vinyl Chloride	102
1,3-Butadiene	95
Bromomethane	102
Chloroethane	100
Freon 11	105
Ethanol	93
Freon 113	106
1,1-Dichloroethene	106
Acetone	100
2-Propanol	95
Carbon Disulfide	116
3-Chloropropene	107
Methylene Chloride	90
Methyl tert-butyl ether	110
trans-1,2-Dichloroethene	112
Hexane	98
1,1-Dichloroethane	99
2-Butanone (Methyl Ethyl Ketone)	107
cis-1,2-Dichloroethene	104
Tetrahydrofuran	100
Chloroform	108
1,1,1-Trichloroethane	110
Cyclohexane	105
Carbon Tetrachloride	108
2,2,4-Trimethylpentane	102
Benzene	110
1,2-Dichloroethane	105
Heptane	110
Trichloroethene	105
1,2-Dichloropropane	102
1,4-Dioxane	104
Bromodichloromethane	102
cis-1,3-Dichloropropene	104
4-Methyl-2-pentanone	110
Toluene	104
trans-1,3-Dichloropropene	103
1,1,2-Trichloroethane	104
Tetrachloroethene	108

Air Toxics LTD.
Laboratory Services Since 1989

Client Sample ID: LCS

Lab ID#: 1111101A-16A

EPA METHOD TO-15 GC/MS FULL SCAN

File Name:	**p110703**	**Date of Collection: NA**
Dil. Factor:	**1.00**	**Date of Analysis: 11/7/11 09:40 AM**

Compound	%Recovery
2-Hexanone	109
Dibromochloromethane	109
1,2-Dibromoethane (EDB)	105
Chlorobenzene	106
Ethyl Benzene	109
m,p-Xylene	112
o-Xylene	111
Styrene	109
Bromoform	113
Cumene	116
1,1,2,2-Tetrachloroethane	106
Propylbenzene	114
4-Ethyltoluene	111
1,3,5-Trimethylbenzene	114
1,2,4-Trimethylbenzene	114
1,3-Dichlorobenzene	114
1,4-Dichlorobenzene	114
alpha-Chlorotoluene	116
1,2-Dichlorobenzene	117
1,2,4-Trichlorobenzene	126
Hexachlorobutadiene	129
Butane	94
Isopentane	94

Container Type: NA - Not Applicable

Surrogates	%Recovery	Method Limits
Toluene-d8	97	70-130
1,2-Dichloroethane-d4	93	70-130
4-Bromofluorobenzene	117	70-130

Air Toxics LTD.
Laboratory Services Since 1989

Client Sample ID: LCSD

Lab ID#: 1111101A-16AA

EPA METHOD TO-15 GC/MS FULL SCAN

File Name:	**p110704**	**Date of Collection: NA**
Dil. Factor:	**1.00**	**Date of Analysis: 11/7/11 10:09 AM**

Compound	%Recovery
Freon 12	107
Freon 114	108
Chloromethane	97
Vinyl Chloride	101
1,3-Butadiene	96
Bromomethane	104
Chloroethane	100
Freon 11	106
Ethanol	90
Freon 113	109
1,1-Dichloroethene	111
Acetone	103
2-Propanol	97
Carbon Disulfide	118
3-Chloropropene	114
Methylene Chloride	92
Methyl tert-butyl ether	111
trans-1,2-Dichloroethene	116
Hexane	99
1,1-Dichloroethane	101
2-Butanone (Methyl Ethyl Ketone)	109
cis-1,2-Dichloroethene	106
Tetrahydrofuran	100
Chloroform	110
1,1,1-Trichloroethane	111
Cyclohexane	106
Carbon Tetrachloride	110
2,2,4-Trimethylpentane	103
Benzene	109
1,2-Dichloroethane	104
Heptane	108
Trichloroethene	104
1,2-Dichloropropane	102
1,4-Dioxane	102
Bromodichloromethane	101
cis-1,3-Dichloropropene	100
4-Methyl-2-pentanone	106
Toluene	102
trans-1,3-Dichloropropene	100
1,1,2-Trichloroethane	102
Tetrachloroethene	105

Air Toxics LTD.
Laboratory Services Since 1989

Client Sample ID: LCSD

Lab ID#: 1111101A-16AA

EPA METHOD TO-15 GC/MS FULL SCAN

File Name:	**p110704**	**Date of Collection: NA**
Dil. Factor:	**1.00**	**Date of Analysis: 11/7/11 10:09 AM**

Compound	%Recovery
2-Hexanone	108
Dibromochloromethane	106
1,2-Dibromoethane (EDB)	103
Chlorobenzene	103
Ethyl Benzene	108
m,p-Xylene	111
o-Xylene	109
Styrene	106
Bromoform	109
Cumene	111
1,1,2,2-Tetrachloroethane	103
Propylbenzene	111
4-Ethyltoluene	108
1,3,5-Trimethylbenzene	113
1,2,4-Trimethylbenzene	111
1,3-Dichlorobenzene	110
1,4-Dichlorobenzene	110
alpha-Chlorotoluene	115
1,2-Dichlorobenzene	114
1,2,4-Trichlorobenzene	125
Hexachlorobutadiene	133 Q
Butane	99
Isopentane	95

Q = Exceeds Quality Control limits.

Container Type: NA - Not Applicable

Surrogates	%Recovery	Method Limits
Toluene-d8	97	70-130
1,2-Dichloroethane-d4	93	70-130
4-Bromofluorobenzene	112	70-130

Air Toxics LTD.
Laboratory Services Since 1989

Client Sample ID: LCS

Lab ID#: 1111101A-16B

EPA METHOD TO-15 GC/MS FULL SCAN

File Name:	p110803	Date of Collection: NA
Dil. Factor:	1.00	Date of Analysis: 11/8/11 09:40 AM

Compound	%Recovery
Freon 12	100
Freon 114	103
Chloromethane	88
Vinyl Chloride	94
1,3-Butadiene	89
Bromomethane	98
Chloroethane	93
Freon 11	99
Ethanol	76
Freon 113	102
1,1-Dichloroethene	105
Acetone	95
2-Propanol	90
Carbon Disulfide	110
3-Chloropropene	104
Methylene Chloride	85
Methyl tert-butyl ether	104
trans-1,2-Dichloroethene	107
Hexane	91
1,1-Dichloroethane	95
2-Butanone (Methyl Ethyl Ketone)	103
cis-1,2-Dichloroethene	102
Tetrahydrofuran	92
Chloroform	103
1,1,1-Trichloroethane	104
Cyclohexane	100
Carbon Tetrachloride	104
2,2,4-Trimethylpentane	98
Benzene	103
1,2-Dichloroethane	98
Heptane	104
Trichloroethene	101
1,2-Dichloropropane	97
1,4-Dioxane	98
Bromodichloromethane	98
cis-1,3-Dichloropropene	99
4-Methyl-2-pentanone	102
Toluene	100
trans-1,3-Dichloropropene	95
1,1,2-Trichloroethane	97
Tetrachloroethene	103

Air Toxics LTD.
Laboratory Services Since 1989

Client Sample ID: LCS

Lab ID#: I111101A-16B

EPA METHOD TO-15 GC/MS FULL SCAN

File Name:	**p110803**	**Date of Collection: NA**	
Dil. Factor:	**1.00**	**Date of Analysis: 11/8/11 09:40 AM**	

Compound	%Recovery
2-Hexanone	101
Dibromochloromethane	102
1,2-Dibromoethane (EDB)	99
Chlorobenzene	99
Ethyl Benzene	104
m,p-Xylene	106
o-Xylene	104
Styrene	103
Bromoform	107
Cumene	106
1,1,2,2-Tetrachloroethane	98
Propylbenzene	106
4-Ethyltoluene	102
1,3,5-Trimethylbenzene	109
1,2,4-Trimethylbenzene	106
1,3-Dichlorobenzene	108
1,4-Dichlorobenzene	106
alpha-Chlorotoluene	109
1,2-Dichlorobenzene	112
1,2,4-Trichlorobenzene	117
Hexachlorobutadiene	124
Butane	89
Isopentane	87

Container Type: NA - Not Applicable

Surrogates	%Recovery	Method Limits
Toluene-d8	100	70-130
1,2-Dichloroethane-d4	92	70-130
4-Bromofluorobenzene	116	70-130

Air Toxics LTD.
Laboratory Services Since 1989

Client Sample ID: LCSD

Lab ID#: 1111101A-16BB

EPA METHOD TO-15 GC/MS FULL SCAN

File Name:	p110804	Date of Collection: NA	
Dil. Factor:	1.00	Date of Analysis: 11/8/11 09:57 AM	

Compound	%Recovery
Freon 12	98
Freon 114	101
Chloromethane	84
Vinyl Chloride	94
1,3-Butadiene	88
Bromomethane	96
Chloroethane	92
Freon 11	98
Ethanol	91
Freon 113	101
1,1-Dichloroethene	102
Acetone	94
2-Propanol	88
Carbon Disulfide	109
3-Chloropropene	100
Methylene Chloride	83
Methyl tert-butyl ether	103
trans-1,2-Dichloroethene	107
Hexane	92
1,1-Dichloroethane	94
2-Butanone (Methyl Ethyl Ketone)	102
cis-1,2-Dichloroethene	100
Tetrahydrofuran	93
Chloroform	102
1,1,1-Trichloroethane	103
Cyclohexane	98
Carbon Tetrachloride	104
2,2,4-Trimethylpentane	99
Benzene	103
1,2-Dichloroethane	96
Heptane	102
Trichloroethene	99
1,2-Dichloropropane	96
1,4-Dioxane	99
Bromodichloromethane	96
cis-1,3-Dichloropropene	99
4-Methyl-2-pentanone	102
Toluene	100
trans-1,3-Dichloropropene	96
1,1,2-Trichloroethane	97
Tetrachloroethene	102

Air Toxics LTD.
Laboratory Services Since 1989

Client Sample ID: LCSD

Lab ID#: 1111101A-16BB

EPA METHOD TO-15 GC/MS FULL SCAN

File Name:	**p110804**	**Date of Collection: NA**	
Dil. Factor:	**1.00**	**Date of Analysis: 11/8/11 09:57 AM**	

Compound	%Recovery
2-Hexanone	101
Dibromochloromethane	102
1,2-Dibromoethane (EDB)	98
Chlorobenzene	100
Ethyl Benzene	104
m,p-Xylene	106
o-Xylene	106
Styrene	102
Bromoform	108
Cumene	107
1,1,2,2-Tetrachloroethane	99
Propylbenzene	106
4-Ethyltoluene	105
1,3,5-Trimethylbenzene	110
1,2,4-Trimethylbenzene	109
1,3-Dichlorobenzene	109
1,4-Dichlorobenzene	112
alpha-Chlorotoluene	111
1,2-Dichlorobenzene	116
1,2,4-Trichlorobenzene	128
Hexachlorobutadiene	132 Q
Butane	90
Isopentane	86

Q = Exceeds Quality Control limits.

Container Type: NA - Not Applicable

Surrogates	%Recovery	Method Limits
Toluene-d8	99	70-130
1,2-Dichloroethane-d4	90	70-130
4-Bromofluorobenzene	118	70-130

1111101

Shell Oil Products Chain Of Custody Record

URS

Air Toxics LTD.
Project Name: Roxana Soil Vapor
Project # 21562593.00010
Lab Vendor #

Please Check Appropriate Box:
- [x] ENV. SERVICES
- [ ] MOTIVA RETAIL
- [ ] SHELL RETAIL
- [ ] MOTIVA SOACH
- [ ] CONSULTANT
- [ ] LUBES
- [ ] SHELL PIPELINE
- [ ] OTHER _____

Print Bill To Contact Name: Thomas Adams

INCIDENT # (ENV SERVICES): 9 7 2 1 6 6 4 0

[ ] CHECK IF NO INCIDENT # APPLIES

DATE: 4-Nov-11

PAGE: 1 of 2

PO #:

SAP #: 3 4 0 0 6 1

SAMPLING COMPANY: URS CORPORATION

LOG CODE:

SITE ADDRESS: Street and City: 900 SOUTH CENTRAL AVE – ROXANA

State: IL

GLOBAL ID NO.:

ADDRESS: 1001 HIGHLANDS PLAZA DRIVE WEST - SUITE 300; ST. LOUIS, MO 63110

LEAD TECHNICIAN TO (Name, Company, Office Location): Elizabeth Kunkel, URS, St. Louis

PHONE NO.: 314-743-4179

E-MAIL: elizabeth.kunkel@urs.com

CONSULTANT PROJECT NAME: Roxana Soil Vapor

LABORATORY ADDRESS: Air Toxics, LTD 180 Blue Ravine Road, Suite B, Folsom, CA 95630-4719

SAMPLER NAME(S) (Print):

TELEPHONE: 314-429-0100

FAX: 314-429-0462

SEND TO CONTACT E-MAIL: thomas.adams@urs.com

TURNAROUND TIME (CALENDAR DAYS):
- [x] STANDARD (14 DAY)
- [ ] 5 DAYS
- [ ] 3 DAYS
- [ ] 2 DAYS
- [ ] 24 HOURS
- [ ] RESULTS NEEDED ON WEEKEND

- [ ] LA - RWQCB REPORT FORMAT
- [x] UST AGENCY:

DELIVERABLES:
- [ ] LEVEL 1
- [ ] LEVEL 2
- [ ] LEVEL 3
- [x] LEVEL 4
- [ ] OTHER (SPECIFY) _____

- [x] SHELL CONTRACT RATE APPLIES
- [ ] STATE REIMBURSEMENT RATE APPLIES
- [ ] EDD NOT NEEDED
- [x] RECEIPT VERIFICATION REQUESTED

REQUESTED ANALYSIS

Turn Around Time:
- [x] Normal
- [ ] Rush
- Specify

Lab Use Only: Pressurized by: Date: Pressurization Gas: N_2 He

Lab Use Only	Field Sample Identification	SAMPLING DATE	SAMPLING TIME	Canister Number	Canister Pressure/Vacuum Initial	Final	Receipt	Final (psi)	Modified TO-15 + Butane & Isopentane	ASTM D-1946 + Helium	ASTM D-1946		Sample PID (ppm)
	VMP-20-5-110111	11/01/11	0945 - 1013	2765	-30	-6.5			X	X			
	VMP-20-10-110111	11/01/11	1119 - 1143	3452	-29	-8			X	X			
	VMP-21-5-110111	11/01/11	1355 - 1421	814	-29	-8			X	X			
	VMP-21-10-110111	11/01/11	1457 - 1524	659	-30	-8			X	X			
	VMP-22-5-110111	11/01/11	1621 - 1652	617	-30	-7.5			X	X			
	VMP-22-10-110211	11/02/11	0840 - 0912	2169	-30	-7.5			X	X			
	VMP-23-5-110211	11/02/11	1018 - 1048	789	-30	-8.5			X	X			
	VMP-23-10-110211	11/02/11	1134 - 1158	2764	-30	-8			X	X			
	VMP-24-5-110211	11/02/11	1418 - 1451	3556	-30	-9			X	X			
	VMP-24-5-110211-DUP	11/02/11	1418 - 1451	2701	-30	-9			X	X			

ADDITIONAL NOTES:
- 14 day hold time
- Report results between MDL and RL
- Level IV ECVP

Relinquished by: (Signature)	Received by: (Signature)	Date:	Time:
	FedEx	11/4/11	1700
	ATL	11/8/11	0910

06/2009 Revision

CUSTODY SEAL Y N NONE TE ACT

1111101

Shell Oil Products Chain Of Custody Record

URS

Air Toxics LTD.
Project Name: Roxana Soil Vapor
Project # 21562593.00010

Lab Vendor #

Please Check Appropriate Box:
- [x] ENV. SERVICES
- [ ] MOTIVA RETAIL
- [ ] SHELL RETAIL
- [ ] MOTIVA B2B/CK
- [ ] CONSULTANT
- [ ] LUBES
- [ ] SHELL PIPELINE
- [ ] OTHER

Print Bill To Contact Name: Thomas Adams

INCIDENT # (ENV SERVICES): 9 7 2 1 6 6 4 0

[ ] CHECK IF NO INCIDENT # APPLIES

DATE: 4-Nov-11

PAGE: 2 of 2

PO #:

SAP #: 3 4 0 0 6 1

SAMPLER COMPANY: URS CORPORATION

LOC CODE:

SITE ADDRESS: Street and City: 900 SOUTH CENTRAL AVE – ROXANA

State: IL

GLOBAL ID NO.:

ADDRESS: 1001 HIGHLANDS PLAZA DRIVE WEST - SUITE 300; ST. LOUIS, MO 63110

EDF DELIVERABLE TO (Name, Company, Office Location): Elizabeth Kunkel, URS, St. Louis

PHONE NO.: 314-743-4179

E-MAIL: elizabeth_kunkel@urs.com

CONSULTANT PROJECT NUMBER: Roxana Soil Vapor

Laboratory Address: Air Toxics, LTD 180 Blue Ravine Road, Suite B, Folsom, CA 95630-4719

TELEPHONE: 314-429-0100

FAX: 314-429-0462

Job To Contact E-MAIL: thomas.adams@urs.com

SAMPLER NAME(S) (PRINT):

TURNAROUND TIME (CALENDAR DAYS):
- [x] STANDARD (14 DAY)
- [ ] 5 DAYS
- [ ] 3 DAYS
- [ ] 2 DAYS
- [ ] 24 HOURS
- [ ] RESULTS NEEDED ON WEEKEND

REQUESTED ANALYSIS

- [ ] LA - RWQCB REPORT FORMAT
- [x] LIST AGENCY:

DELIVERABLES:
- [ ] LEVEL 1
- [ ] LEVEL 2
- [ ] LEVEL 3
- [x] LEVEL 4
- [ ] OTHER (SPECIFY) _____

- [x] SHELL CONTRACT RATE APPLIES
- [ ] STATE REIMBURSEMENT RATE APPLIES
- [ ] EDD NOT NEEDED
- [x] RECEIPT VERIFICATION REQUESTED

Turn Around Time:
- [x] Normal
- [ ] Rush
- Specify

Lab Use Only
Pressurized by:
Date:
Pressurization Gas: N_2 He

Lab Use Only	Field Sample Identification	SAMPLING DATE	SAMPLING TIME	Canister Number	Canister Pressure/Vacuum Initial	Final	Receipt	Final (psi)	Modified TO-15 + Butane & Isopentane	ASTM D-1946 + Helium	ASTM D-1946		Sample PID (ppm)
	VMP-24-10-110211	11/02/11	1559-1616	2222	-30	-6			X	X			
	VMP-9-5-110411	11/04/11	1054-1118	622	-30	-8.5			X	X			
	VMP-9-11.5-110411	11/04/11	1147-1211	3938	-29	-9			X	X			
									X	X			
									X	X			
									X	X			
									X	X			
									X	X			
									X	X			

ADDITIONAL NOTES:
- 14 day hold time
- Report results between MDL and RL
- Level IV ECVP

Relinquished by: (Signature)	Received by: (Signature)	Date:	Time:
	FedEx	11/4/11	1700
Relinquished by: (Signature)	Received by: (Signature) ATL	11/5/11	0910
Relinquished by: (Signature)	Received by: (Signature)	Date:	Time:

05/2000 Revision

fedex

CUSTODY SEAL Y N NONE TE TACT? N

Air Toxics LTD.
Laboratory Services Since 1989

11/18/2011
Mr. Jeff Adams
URS Corporation
1001 Highlands Plaza Dr. West
Suite 300
St. Louis MO 63110

Project Name: Roxana Soil Vapor
Project #: 21562593.00010
Workorder #: 1111101B

Dear Mr. Jeff Adams

The following report includes the data for the above referenced project for sample(s) received on 11/5/2011 at Air Toxics Ltd.

The data and associated QC analyzed by Modified ASTM D-1946 are compliant with the project requirements or laboratory criteria with the exception of the deviations noted in the attached case narrative.

Thank you for choosing Air Toxics Ltd. for your air analysis needs. Air Toxics Ltd. is committed to providing accurate data of the highest quality. Please feel free to contact the Project Manager: Kelly Buettner at 916-985-1000 if you have any questions regarding the data in this report.

Regards,

Kelly Buettner

Kelly Buettner
Project Manager

Reviewed on 12/5/2011

180 BLUE RAVINE ROAD, SUITE B FOLSOM, CA - 95630
(916) 985-1000 .FAX (916) 985-1020
Hours 6:30 A.M to 5:30 PST

Air Toxics LTD.
Laboratory Services Since 1989

WORK ORDER #: 1111101B

Work Order Summary

CLIENT:	Mr. Jeff Adams URS Corporation 1001 Highlands Plaza Dr. West Suite 300 St. Louis, MO 63110	**BILL TO:**	Aeeounts Payable Austin URS Corporation P.O. BOX 203970 Austin, TX 78720-1088
PHONE:	314-429-0100	**P.O. #**	
FAX:		**PROJECT #**	21562593.00010 Roxana Soil Vapor
DATE RECEIVED:	11/05/2011	**CONTACT:**	Kelly Buettner
DATE COMPLETED:	11/18/2011		

FRACTION #	NAME	TEST	RECEIPT VAC./PRES.	FINAL PRESSURE
01A	VMP-20-5-110111	Modified ASTM D-1946	5.0 "Hg	5 psi
02A	VMP-20-10-110111	Modified ASTM D-1946	6.5 "Hg	5 psi
03A	VMP-21-5-110111	Modified ASTM D-1946	6.5 "Hg	5 psi
04A	VMP-21-10-110111	Modified ASTM D-1946	6.5 "Hg	5 psi
05A	VMP-22-5-110111	Modified ASTM D-1946	6.0 "Hg	5 psi
06A	VMP-22-10-110211	Modified ASTM D-1946	6.5 "Hg	5 psi
07A	VMP-23-5-110211	Modified ASTM D-1946	8.5 "Hg	5 psi
08A	VMP-23-10-110211	Modified ASTM D-1946	8.0 "Hg	5 psi
09A	VMP-24-5-110211	Modified ASTM D-1946	8.5 "Hg	5 psi
10A	VMP-24-5-110211-DUP	Modified ASTM D-1946	8.5 "Hg	5 psi
11A	VMP-24-10-110211	Modified ASTM D-1946	5.5 "Hg	5 psi
12A	VMP-9-5-110411	Modified ASTM D-1946	7.0 "Hg	5 psi
13A	VMP-9-11.5-110411	Modified ASTM D-1946	7.0 "Hg	5 psi
14A	Lab Blank	Modified ASTM D-1946	NA	NA
14B	Lab Blank	Modified ASTM D-1946	NA	NA
15A	LCS	Modified ASTM D-1946	NA	NA
15AA	LCSD	Modified ASTM D-1946	NA	NA

CERTIFIED BY: Linda J. Freeman

Laboratory Director

DATE: 11/18/11

Certfication numbers: AZ Licensure AZ0719, CA NELAP - 02110CA, LA NELAP - 02089, NY NELAP - 11291, TX NELAP - T104704434-11-3, UT NELAP -CA009332011-1, WA NELAP - C935
Name of Accrediting Agency: NELAP/Florida Department of Health, Scope of Application: Clean Air Act, Accreditation number: E87680, Effective date: 07/01/11 , Expiration date: 06/30/12.
Air Toxics Ltd. certifies that the test results contained in this report meet all requirements of the NELAC standards

This report shall not be reproduced, except in full, without the written approval of Air Toxics Ltd.

180 BLUE RAVINE ROAD, SUITE B FOLSOM, CA - 95630
(916) 985-1000 . (800) 985-5955 . FAX (916) 985-1020

LABORATORY NARRATIVE
Modified ASTM D-1946
URS Corporation
Workorder# 1111101B

Thirteen 1 Liter Summa Canister samples were received on November 05, 2011. The laboratory performed analysis via Modified ASTM Method D-1946 for Methane and fixed gases in air using GC/FID or GC/TCD. The method involves direct injection of 1.0 mL of sample.

On the analytical column employed for this analysis, Oxygen coelutes with Argon. The corresponding peak is quantitated as Oxygen.

Since Nitrogen is used to pressurize samples, the reported Nitrogen values are calculated by adding all the sample components and subtracting from 100%.

Method modifications taken to run these samples are summarized in the table below. Specific project requirements may over-ride the ATL modifications.

Requirement	*ASTM D-1946*	*ATL Modifications*
Calibration	A single point calibration is performed using a reference standard closely matching the composition of thc unknown.	A 3-point calibration curve is performed. Quantitation is based on a daily calibration standard which may or may not resemble the composition of the associated samples.
Refcrencc Standard	The composition of any reference standard must be known to within 0.01 mol % for any component.	The standards used by ATL are blended to a >/= 95% accuracy.
Sample Injection Volume	Components whose concentrations are in excess of 5 % should not be analyzed by using sample volumes greater than 0.5 mL.	The sample container is connected directly to a fixed volume sample loop of 1.0 mL on the GC. Linear range is defined by the calibration curve. Bags are loaded by vacuum.
Normalization	Normalize the mole percent values by multiplying each value by 100 and dividing by the sum of the original values. The sum of the original values should not differ from 100% by more than 1.0%.	Results are not normalized. The sum of the reported values can differ from 100% by as much as 15%, either due to analytical variability or an unusual sample matrix.
Precision	Precision requirements established at each concentration level.	Duplicates should agree within 25% RPD for detections > 5 X's the RL.

Receiving Notes

There were no receiving discrepancies.

Analytical Notes

As per project specific client request the laboratory has reported estimated values for target compound hits that are below the Reporting Limit but greater than the Method Detection Limit. Concentrations that are below the level at which the canister was certified may be false positives.

Definition of Data Qualifying Flags

Seven qualifiers may have been used on the data analysis sheets and indicate as follows:
B - Compound present in laboratory blank greater than reporting limit.
J - Estimated value.
E - Exceeds instrument calibration range.
S - Saturated peak.
Q - Exceeds quality control limits.
U - Compound analyzed for but not detected above the detection limit.
M - Reported value may be biased due to apparent matrix interferences.
File extensions may have been used on the data analysis sheets and indicates as follows:
a-File was requantified
b-File was quantified by a second column and detector
r1-File was requantified for the purpose of reissue

Air Toxics LTD.
Laboratory Services Since 1989

Summary of Detected Compounds
NATURAL GAS ANALYSIS BY MODIFIED ASTM D-1946

Client Sample ID: VMP-20-5-110111

Lab ID#: 1111101B-01A

Compound	Rpt. Limit (%)	Amount (%)
Oxygen	0.16	14
Nitrogen	0.16	78
Methane	0.00016	0.000032 J
Carbon Dioxide	0.016	7.6
Helium	0.080	0.033 J

Client Sample ID: VMP-20-10-110111

Lab ID#: 1111101B-02A

Compound	Rpt. Limit (%)	Amount (%)
Oxygen	0.17	12
Nitrogen	0.17	80
Methane	0.00017	0.000063 J
Carbon Dioxide	0.017	8.3
Helium	0.086	0.025 J

Client Sample ID: VMP-21-5-110111

Lab ID#: 1111101B-03A

Compound	Rpt. Limit (%)	Amount (%)
Oxygen	0.17	17
Nitrogen	0.17	79
Methane	0.00017	0.000034 J
Carbon Dioxide	0.017	4.1
Helium	0.086	0.10

Client Sample ID: VMP-2I-10-110111

Lab ID#: 1111101B-04A

Compound	Rpt. Limit (%)	Amount (%)
Oxygen	0.17	14

Air Toxics LTD.
Laboratory Services Since 1989

Summary of Detected Compounds
NATURAL GAS ANALYSIS BY MODIFIED ASTM D-1946

Client Sample ID: VMP-21-10-110111

Lab ID#: 1111101B-04A

Nitrogen	0.17	79
Methane	0.00017	0.000031 J
Carbon Dioxide	0.017	7.2
Helium	0.086	0.023 J

Client Sample ID: VMP-22-5-110111

Lab ID#: 1111101B-05A

Compound	Rpt. Limit (%)	Amount (%)
Oxygen	0.17	18
Nitrogen	0.17	79
Methane	0.00017	0.000040 J
Carbon Dioxide	0.017	2.6
Helium	0.084	0.013 J

Client Sample ID: VMP-22-10-110211

Lab ID#: 1111101B-06A

Compound	Rpt. Limit (%)	Amount (%)
Oxygen	0.17	16
Nitrogen	0.17	79
Carbon Dioxide	0.017	5.3
Helium	0.086	0.015 J

Client Sample ID: VMP-23-5-110211

Lab ID#: 1111101B-07A

Compound	Rpt. Limit (%)	Amount (%)
Oxygen	0.19	18
Nitrogen	0.19	79
Methane	0.00019	0.000057 J
Carbon Dioxide	0.019	2.6
Helium	0.094	0.12

Air Toxics LTD.
Laboratory Services Since 1989

Summary of Detected Compounds
NATURAL GAS ANALYSIS BY MODIFIED ASTM D-1946

Client Sample ID: VMP-23-10-110211

Lab ID#: 1111101B-08A

Compound	Rpt. Limit (%)	Amount (%)
Oxygen	0.18	10
Nitrogen	0.18	82
Methane	0.00018	0.000037 J
Carbon Dioxide	0.018	7.5
Helium	0.092	0.0091 J

Client Sample ID: VMP-24-5-110211

Lab ID#: 1111101B-09A

Compound	Rpt. Limit (%)	Amount (%)
Oxygen	0.19	13
Nitrogen	0.19	79
Methane	0.00019	0.000056 J
Carbon Dioxide	0.019	8.2

Client Sample ID: VMP-24-5-110211-DUP

Lab ID#: 1111101B-10A

Compound	Rpt. Limit (%)	Amount (%)
Oxygen	0.19	13
Nitrogen	0.19	79
Methane	0.00019	0.000037 J
Carbon Dioxide	0.019	8.2
Helium	0.094	0.0044 J

Client Sample ID: VMP-24-10-110211

Lab ID#: 1111101B-11A

Compound	Rpt. Limit (%)	Amount (%)
Oxygen	0.16	12
Nitrogen	0.16	79

Air Toxics LTD.
Laboratory Services Since 1989

Summary of Detected Compounds
NATURAL GAS ANALYSIS BY MODIFIED ASTM D-1946

Client Sample ID: VMP-24-10-110211

Lab ID#: 1111101B-11A

Methane	0.00016	0.000067 J
Carbon Dioxide	0.016	9.3
Helium	0.082	0.014 J

Client Sample ID: VMP-9-5-110411

Lab ID#: 1111101B-12A

Compound	Rpt. Limit (%)	Amount (%)
Oxygen	0.18	17
Nitrogen	0.18	80
Methane	0.00018	0.000035 J
Carbon Dioxide	0.018	3.0
Helium	0.088	0.0093 J

Client Sample ID: VMP-9-11.5-110411

Lab ID#: 1111101B-13A

Compound	Rpt. Limit (%)	Amount (%)
Oxygen	0.18	12
Nitrogen	0.18	80
Methane	0.00018	0.000029 J
Carbon Dioxide	0.018	8.2
Helium	0.088	0.0058 J

Air Toxics LTD.
Laboratory Services Since 1989

Client Sample ID: VMP-20-5-110111

Lab ID#: 1111101B-01A

NATURAL GAS ANALYSIS BY MODIFIED ASTM D-1946

File Name:	**9110705**	**Date of Collection:**	**11/1/11 10:13:00 AM**
Dil. Factor:	**1.61**	**Date of Analysis:**	**11/7/11 08:39 AM**

Compound	**Rpt. Limit (%)**	**Amount (%)**
Oxygen	0.16	14
Nitrogen	0.16	78
Carbon Monoxide	0.016	Not Detected
Methane	0.00016	0.000032 J
Carbon Dioxide	0.016	7.6
Ethane	0.0016	Not Detected
Ethene	0.0016	Not Detected
Helium	0.080	0.033 J

J = Estimated value.

Container Type: 1 Liter Summa Canister

Air Toxics LTD.
Laboratory Services Since 1989

Client Sample ID: VMP-20-10-110111

Lab ID#: 1111101B-02A

NATURAL GAS ANALYSIS BY MODIFIED ASTM D-1946

File Name:	**9110706**	**Date of Collection:**	**11/1/11 11:45:00 AM**
Dil. Factor:	**1.71**	**Date of Analysis:**	**11/7/11 09:07 AM**

Compound	Rpt. Limit (%)	Amount (%)
Oxygen	0.17	12
Nitrogen	0.17	80
Carbon Monoxide	0.017	Not Detected
Methane	0.00017	0.000063 J
Carbon Dioxide	0.017	8.3
Ethane	0.0017	Not Detected
Ethene	0.0017	Not Detected
Helium	0.086	0.025 J

J = Estimated value.

Container Type: 1 Liter Summa Canister

Air Toxics LTD.
Laboratory Services Since 1989

Client Sample ID: VMP-21-5-110111

Lab ID#: 1111101B-03A

NATURAL GAS ANALYSIS BY MODIFIED ASTM D-1946

File Name:	**9110707**	**Date of Collection:**	**11/1/11 2:21:00 PM**
Dil. Factor:	**1.71**	**Date of Analysis:**	**11/7/11 09:35 AM**

Compound	**Rpt. Limit (%)**	**Amount (%)**
Oxygen	0.17	17
Nitrogen	0.17	79
Carbon Monoxide	0.017	Not Detected
Methane	0.00017	0.000034 J
Carbon Dioxide	0.017	4.1
Ethane	0.0017	Not Detected
Ethene	0.0017	Not Detected
Helium	0.086	0.10

J = Estimated value.

Container Type: 1 Liter Summa Canister

Air Toxics LTD.
Laboratory Services Since 1989

Client Sample ID: VMP-21-10-110111

Lab ID#: 1111101B-04A

NATURAL GAS ANALYSIS BY MODIFIED ASTM D-1946

File Name:	**9110708**	**Date of Collection:**	**11/1/11 3:24:00 PM**
Dil. Factor:	**1.71**	**Date of Analysis:**	**11/7/11 09:58 AM**

Compound	**Rpt. Limit (%)**	**Amount (%)**
Oxygen	0.17	14
Nitrogen	0.17	79
Carbon Monoxide	0.017	Not Detected
Methane	0.00017	0.000031 J
Carbon Dioxide	0.017	7.2
Ethane	0.0017	Not Detected
Ethene	0.0017	Not Detected
Helium	0.086	0.023 J

J = Estimated value.

Container Type: 1 Liter Summa Canister

Air Toxics LTD.
Laboratory Services Since 1989

Client Sample ID: VMP-22-5-110111

Lab ID#: 1111101B-05A

NATURAL GAS ANALYSIS BY MODIFIED ASTM D-1946

File Name:	**9110709**	**Date of Collection:**	**11/1/11 4:52:00 PM**
Dil. Factor:	**1.68**	**Date of Analysis:**	**11/7/11 10:20 AM**

Compound	**Rpt. Limit (%)**	**Amount (%)**
Oxygen	0.17	18
Nitrogen	0.17	79
Carbon Monoxide	0.017	Not Detected
Methane	0.00017	0.000040 J
Carbon Dioxide	0.017	2.6
Ethane	0.0017	Not Detected
Ethene	0.0017	Not Detected
Helium	0.084	0.013 J

J = Estimated value.

Container Type: 1 Liter Summa Canister

Air Toxics LTD.
Laboratory Services Since 1989

Client Sample ID: VMP-22-10-110211

Lab ID#: 1111101B-06A

NATURAL GAS ANALYSIS BY MODIFIED ASTM D-1946

File Name:	**9110710**	**Date of Collection:**	**11/2/11 9:12:00 AM**
Dil. Factor:	**1.71**	**Date of Analysis:**	**11/7/11 11:01 AM**

Compound	**Rpt. Limit (%)**	**Amount (%)**
Oxygen	0.17	16
Nitrogen	0.17	79
Carbon Monoxide	0.017	Not Detected
Methane	0.00017	Not Detected
Carbon Dioxide	0.017	5.3
Ethane	0.0017	Not Detected
Ethene	0.0017	Not Detected
Helium	0.086	0.015 J

J = Estimated value.

Container Type: 1 Liter Summa Canister

Air Toxics LTD.
Laboratory Services Since 1989

Client Sample ID: VMP-23-5-110211

Lab ID#: 1111101B-07A

NATURAL GAS ANALYSIS BY MODIFIED ASTM D-1946

File Name:	**9110711**	**Date of Collection:**	**11/2/11 10:48:00 AM**
Dil. Factor:	**1.87**	**Date of Analysis:**	**11/7/11 11:38 AM**

Compound	**Rpt. Limit (%)**	**Amount (%)**
Oxygen	0.19	18
Nitrogen	0.19	79
Carbon Monoxide	0.019	Not Detected
Methane	0.00019	0.000057 J
Carbon Dioxide	0.019	2.6
Ethane	0.0019	Not Detected
Ethene	0.0019	Not Detected
Helium	0.094	0.12

J = Estimated value.

Container Type: 1 Liter Summa Canister

Air Toxics LTD.
Laboratory Services Since 1989

Client Sample ID: VMP-23-10-110211

Lab ID#: 1111101B-08A

NATURAL GAS ANALYSIS BY MODIFIED ASTM D-1946

File Name:	**9110712**	**Date of Collection:**	**11/2/11 11:58:00 AM**
Dil. Factor:	**1.83**	**Date of Analysis:**	**11/7/11 12:04 PM**

Compound	Rpt. Limit (%)	Amount (%)
Oxygen	0.18	10
Nitrogen	0.18	82
Carbon Monoxide	0.018	Not Detected
Methane	0.00018	0.000037 J
Carbon Dioxide	0.018	7.5
Ethane	0.0018	Not Detected
Ethene	0.0018	Not Detected
Helium	0.092	0.0091 J

J = Estimated value.

Container Type: 1 Liter Summa Canister

Air Toxics LTD.
Laboratory Services Since 1989

Client Sample ID: VMP-24-5-110211

Lab ID#: 1111101B-09A

NATURAL GAS ANALYSIS BY MODIFIED ASTM D-1946

File Name:	**9110713**	**Date of Collection:**	**11/2/11 2:51:00 PM**
Dil. Factor:	**1.87**	**Date of Analysis:**	**11/7/11 12:34 PM**

Compound	**Rpt. Limit (%)**	**Amount (%)**
Oxygen	0.19	13
Nitrogen	0.19	79
Carbon Monoxide	0.019	Not Detected
Methane	0.00019	0.000056 J
Carbon Dioxide	0.019	8.2
Ethane	0.0019	Not Detected
Ethene	0.0019	Not Detected
Helium	0.094	Not Detected

J = Estimated value.

Container Type: 1 Liter Summa Canister

Air Toxics LTD.
Laboratory Services Since 1989

Client Sample ID: VMP-24-5-110211-DUP

Lab ID#: 1111101B-10A

NATURAL GAS ANALYSIS BY MODIFIED ASTM D-1946

File Name:	**9110714**	**Date of Collection:**	**11/2/11 2:51:00 PM**
Dil. Factor:	**1.87**	**Date of Analysis:**	**11/7/11 01:20 PM**

Compound	**Rpt. Limit (%)**	**Amount (%)**
Oxygen	0.19	13
Nitrogen	0.19	79
Carbon Monoxide	0.019	Not Detected
Methane	0.00019	0.000037 J
Carbon Dioxide	0.019	8.2
Ethane	0.0019	Not Detected
Ethene	0.0019	Not Detected
Helium	0.094	0.0044 J

J = Estimated value.

Container Type: 1 Liter Summa Canister

Air Toxics LTD.
Laboratory Services Since 1989

Client Sample ID: VMP-24-10-110211

Lab ID#: 1111101B-11A

NATURAL GAS ANALYSIS BY MODIFIED ASTM D-1946

File Name:	**9110715**	**Date of Collection:**	**11/2/11 4:10:00 PM**
Dil. Factor:	**1.64**	**Date of Analysis:**	**11/7/11 01:48 PM**

Compound	**Rpt. Limit (%)**	**Amount (%)**
Oxygen	0.16	12
Nitrogen	0.16	79
Carbon Monoxide	0.016	Not Detected
Methane	0.00016	0.000067 J
Carbon Dioxide	0.016	9.3
Ethane	0.0016	Not Detected
Ethene	0.0016	Not Detected
Helium	0.082	0.014 J

J = Estimated value.

Container Type: 1 Liter Summa Canister

Air Toxics LTD.
Laboratory Services Since 1989

Client Sample ID: VMP-9-5-110411

Lab ID#: I111101B-12A

NATURAL GAS ANALYSIS BY MODIFIED ASTM D-1946

File Name:	**9110716**	**Date of Collection:**	**11/4/11 11:18:00 AM**
Dil. Factor:	**1.75**	**Date of Analysis:**	**11/7/11 02:14 PM**

Compound	**Rpt. Limit (%)**	**Amount (%)**
Oxygen	0.18	17
Nitrogen	0.18	80
Carbon Monoxide	0.018	Not Detected
Methane	0.00018	0.000035 J
Carbon Dioxide	0.018	3.0
Ethane	0.0018	Not Detected
Ethene	0.0018	Not Detected
Helium	0.088	0.0093 J

J = Estimated value.

Container Type: 1 Liter Summa Canister

Air Toxics LTD.
Laboratory Services Since 1989

Client Sample ID: VMP-9-11.5-110411

Lab ID#: 1111101B-13A

NATURAL GAS ANALYSIS BY MODIFIED ASTM D-1946

File Name:	**9110717**	**Date of Collection:**	**11/4/11 12:11:00 PM**
Dil. Factor:	**1.75**	**Date of Analysis:**	**11/7/11 02:37 PM**

Compound	**Rpt. Limit (%)**	**Amount (%)**
Oxygen	0.18	12
Nitrogen	0.18	80
Carbon Monoxide	0.018	Not Detected
Methane	0.00018	0.000029 J
Carbon Dioxide	0.018	8.2
Ethane	0.0018	Not Detected
Ethene	0.0018	Not Detected
Helium	0.088	0.0058 J

J = Estimated value.

Container Type: 1 Liter Summa Canister

Air Toxics LTD.
Laboratory Services Since 1989

Client Sample ID: Lab Blank

Lab ID#: 1111101B-14A

NATURAL GAS ANALYSIS BY MODIFIED ASTM D-1946

File Name:	**9110704a**	**Date of Collection: NA**	
Dil. Factor:	**1.00**	**Date of Analysis: 11/7/11 08:04 AM**	

Compound	**Rpt. Limit (%)**	**Amount (%)**
Oxygen	0.10	Not Detected
Nitrogen	0.10	0.059 J
Carbon Monoxide	0.010	Not Detected
Methane	0.00010	Not Detected
Carbon Dioxide	0.010	Not Detected
Ethane	0.0010	Not Detected
Ethene	0.0010	Not Detected

J = Estimated value.

Container Type: NA - Not Applicable

Air Toxics LTD.
Laboratory Services Since 1989

Client Sample ID: Lab Blank

Lab ID#: 1111101B-14B

NATURAL GAS ANALYSIS BY MODIFIED ASTM D-1946

File Name:	9110703ba	Date of Collection: NA	
Dil. Factor:	1.00	Date of Analysis: 11/7/11 07:41 AM	

Compound	Rpt. Limit (%)	Amount (%)
Helium	0.050	Not Detected

Container Type: NA - Not Applicable

Air Toxics LTD.
Laboratory Services Since 1989

Client Sample ID: LCS

Lab ID#: 1I111101B-15A

NATURAL GAS ANALYSIS BY MODIFIED ASTM D-1946

File Name:	**9110702**	**Date of Collection: NA**	
Dil. Factor:	**1.00**	**Date of Analysis: 11/7/11 07:16 AM**	

Compound	**%Recovery**
Oxygen	100
Nitrogen	101
Carbon Monoxide	99
Methane	99
Carbon Dioxide	100
Ethane	101
Ethene	100
Helium	93

Container Type: NA - Not Applicable

Air Toxics LTD.
Laboratory Services Since 1989

Client Sample ID: LCSD

Lab ID#: 1111101B-15AA

NATURAL GAS ANALYSIS BY MODIFIED ASTM D-1946

File Name:	**9110725**	**Date of Collection: NA**	
Dil. Factor:	**1.00**	**Date of Analysis: 11/7/11 08:44 PM**	

Compound	**%Recovery**
Oxygen	100
Nitrogen	101
Carbon Monoxide	98
Methane	98
Carbon Dioxide	99
Ethane	100
Ethene	99
Helium	93

Container Type: NA - Not Applicable

1111101

Shell Oil Products Chain Of Custody Record

URS

Air Toxics LTD.
Project Name: Roxana Soil Vapor
Project # 21562593.00010

Lab Vendor #

Please Check Appropriate Box:
☒ ENV. SERVICES ☐ MOTIVA RETAIL ☐ SHELL RETAIL
☐ MOTIVA SOUCH ☐ CONSULTANT ☐ LUBES
☐ SHELL PIPELINE ☐ OTHER _____

Print Bill To Contact Name: Thomas Adams

PO #

INCIDENT # (ENV SERVICES): 9 7 2 1 0 6 4 0

SAP #: 3 4 0 0 6 1

☐ CHECK IF NO INCIDENT # APPLIES

DATE: 4-Nov-11

PAGE: 1 of 2

SAMPLING COMPANY: URS CORPORATION

LOG CODE:

SITE ADDRESS: Street and City: 900 SOUTH CENTRAL AVE – ROXANA

State: IL

GLOBAL ID NO:

ADDRESS: 1001 HIGHLANDS PLAZA DRIVE WEST - SUITE 300; ST. LOUIS, MO 63110

EDF DELIVERABLE TO (Name, Company, Office Location): Elizabeth Kunkel, URS, St. Louis

PHONE NO.: 314-743-4179

E-MAIL: elizabeth.kunkel@urs.com

CONSULTANT PROJECT NAME#: Roxana Soil Vapor

Laboratory Address: Air Toxics, LTD 180 Blue Ravine Road, Suite B, Folsom, CA 95630-4719

TELEPHONE: 314-429-0100

FAX: 314-429-0462

Bill To Contact E-mail: thomas.adams@urs.com

SAMPLER NAME(S) (Print):

TURNAROUND TIME (CALENDAR DAYS):
☒ STANDARD (14 DAY) ☐ 5 DAYS ☐ 3 DAYS ☐ 2 DAYS ☐ 24 HOURS ☐ RESULTS NEEDED ON WEEKEND

☐ LA - RWQCB REPORT FORMAT ☒ UST AGENCY:

DELIVERABLES: ☐ LEVEL 1 ☐ LEVEL 2 ☐ LEVEL 3 ☒ LEVEL 4 ☐ OTHER (SPECIFY) _____

☒ SHELL CONTRACT RATE APPLIES
☐ STATE REIMBURSEMENT RATE APPLIES
☐ EDD NOT NEEDED
☒ RECEIPT VERIFICATION REQUESTED

REQUESTED ANALYSIS

Turn Around Time: ☒ Normal ☐ Rush Specify

Lab Use Only
Pressurized by:
Date:
Pressurization Gas: N_2 He

Lab Use Only	Field Sample Identification	Sampling Date	Sampling Time	Canister Number	Canister Pressure/Vacuum Initial	Final	Receipt	Final (psi)	Modified TO-15 + Butane & Isopentane	ASTM D-1946 + Helium	ASTM D-1946		Sample PID (ppm)
01A	VMP-20-5-110111	11/01/11	0945 - 1012	2765	-30	-6.5			X	X			
02A	VMP-20-10-110111	11/01/11	1118 - 1145	3452	-29	-8			X	X			
03A	VMP-21-5-110111	11/01/11	1355 - 1421	814	-29	-8			X	X			
04A	VMP-21-10-110111	11/01/11	1457 - 1524	659	-30	-8			X	X			
05A	VMP-22-5-110111	11/01/11	1621 - 1652	617	-30	-7.5			X	X			
06A	VMP-22-10-110211	11/02/11	0840 - 0912	2169	-30	-7.5			X	X			
07A	VMP-23-5-110211	11/02/11	1016 - 1046	789	-30	-8.5			X	X			
08A	VMP-23-10-110211	11/02/11	1124 - 1158	2764	-30	-8			X	X			
09A	VMP-24-5-110211	11/02/11	1418 - 1451	3556	-30	-9			X	X			
10A	VMP-24-5-110211-DUP	11/02/11	1418 - 1451	2701	-30	-9			X	X			

ADDITIONAL NOTES:

- 14 day hold time
- Report results between MDL and RL
- Level IV ECVP

Relinquished by: (Signature)	Received by: (Signature)	Date:	Time:
[signature]	FedEx	11/4/11	1700
[signature]	[signature]	11-Sep-11	0910

05/2/09 Revision

CUSTODY SEAL ACT?
Y N NONE TE

1111101

Shell Oil Products Chain Of Custody Record

URS

Air Toxics LTD.
Project Name: Roxana Soil Vapor
Project # 21562593.00010
Lab Vendor #

Please Check Appropriate Box:
- [x] ENV. SERVICES
- [ ] MOTIVA RETAIL
- [ ] SHELL RETAIL
- [ ] MOTIVA SD&CN
- [ ] CONSULTANT
- [ ] LUBES
- [ ] SHELL PIPELINE
- [ ] OTHER

Print Bill To Contact Name: Thomas Adams

INCIDENT # (ENV SERVICES): 9 7 2 1 6 6 4 0

[ ] CHECK IF NO INCIDENT # APPLIES

DATE: 4-Nov-11

PAGE: 2 of 2

PO #:

SAP #: 3 4 0 0 6 1

SAMPLING COMPANY: URS CORPORATION

LOG CODE:

SITE ADDRESS: Street and City: 900 SOUTH CENTRAL AVE – ROXANA

State: IL

GLOBAL ID NO.:

ADDRESS: 1001 HIGHLANDS PLAZA DRIVE WEST - SUITE 300; ST. LOUIS, MO 63110

EDF DELIVERABLE TO (Name, Company, Office Location): Elizabeth Kunkel, URS, St. Louis

PHONE NO.: 314-743-4178

E-MAIL: elizabeth_kunkel@urs.com

CONSULTANT PROJECT NAME: Roxana Soil Vapor

Laboratory Address: Air Toxics, LTD 180 Blue Ravine Road, Suite B, Folsom, CA 95630-4719

TELEPHONE: 314-429-0100

FAX: 314-429-0462

SAMPLER NAME(S) (Print): Bill Gaines

DELIVERY TO Contact E-MAIL: thomas.adams@urs.com

TURNAROUND TIME (CALENDAR DAYS):
- [x] STANDARD (14 DAY)
- [ ] 5 DAYS
- [ ] 3 DAYS
- [ ] 2 DAYS
- [ ] 24 HOURS
- [ ] RESULTS NEEDED ON WEEKEND

REQUESTED ANALYSIS

- [ ] LA - RWQCB REPORT FORMAT
- [x] LIST AGENCY:

DELIVERABLES:
- [ ] LEVEL 1
- [ ] LEVEL 2
- [ ] LEVEL 3
- [x] LEVEL 4
- [ ] OTHER (SPECIFY)

- [x] SHELL CONTRACT RATE APPLIES
- [ ] STATE REIMBURSEMENT RATE APPLIES
- [ ] COD NOT NEEDED
- [x] RECEIPT VERIFICATION REQUESTED

Turn Around Time:
- [x] Normal
- [ ] Rush
- Specify

Lab Use Only
Pressurized by:
Date:
Pressurization Gas: N_2 He

Lab Use Only	Field Sample Identification	Sampling Date	Sampling Time	Canister Number	Canister Pressure/Vacuum Initial	Final	Receipt	Final (psi)	Modified TO-15 + Butane & Isopentane	ASTM D-1946 + Helium	ASTM D-1946		Sample PID (ppm)
	VMP-24-10-110211	11/02/11	1529-1610	2222	-30	-6			X	X			
	VMP-9-5-110411	11/04/11	1054-1118	822	-30	-8.5			X	X			
	VMP-9-11.5-110411	11/04/11	1147-1214	3938	-29	-9			X	X			
									X	X			
									X	X			
									X	X			
									X	X			
									X	X			
									X	X			

ADDITIONAL NOTES:
- 14 day hold time
- Report results between MDL and RL
- Level IV ECVP

Relinquished by: (Signature)	Received by: (Signature)	Date	Time
[signature]	FedEx	11/4/11	1700
Relinquished by: (Signature)	Received by: (Signature) [signature] ATL	11/5/11	0910
Relinquished by: (Signature)	Received by: (Signature)	Date	Time

05/2/06 Revision

FedEx

CUSTODY SEAL INTACT?
Y N NONE TE [illegible]

Roxana Soil Vapor Quarterly – 4th Quarter 2011 Data Review

Laboratory SDG: 1111140A, B

Data Reviewer: Melissa Mansker

Peer Reviewer: Elizabeth Kunkel

Date Reviewed: 12/6/2011

Guidance: USEPA National Functional Guidelines for Superfund Organic Methods Data Review 2008

Sample Identification	Sample Identification
VMP-21-25-110511	VMP-21-33-110511
VMP-1-23.5-110611	VMP-9-25.5-110711
VMP-9-25.5-110711-DUP	

1.0 Data Package Completeness

Were all items delivered as specified in the QAPP and COC as appropriate?

Yes

2.0 Laboratory Case Narrative \ Cooler Receipt Form

Were problems noted in the laboratory case narrative or cooler receipt form?

Yes, the laboratory case narrative indicated sample VMP-1-23.5-110611 was diluted and re-analyzed to bring the highest level target analytes within the calibration range of the instrument. Results for the highest level target analytes were reported from the re-analysis runs and the remaining compounds were reported from the original analyses. Several samples were diluted due to high levels of target analytes. Although not indicated in the laboratory case narrative, analytes were detected in the method blank. These issues are addressed further in the appropriate sections below.

No problems were indicated on the cooler receipt form, however the date portion of the COC-designated sample ID for sample VMP-1-23.5-110611 was recorded under the date column but not part as the ID; the sample was correctly logged in.

3.0 Holding Times

Were samples extracted/analyzed within applicable limits?

Yes

4.0 Blank Contamination

Were any analytes detected in the Method Blanks, Field Blanks or Trip Blanks?

Yes

Blank ID	Parameter	Analyte	Concentration/ Amount
1111140A-06A	TO-15	Ethanol	0.60 ppbv / 1.1 µg/m^3
1111140A-06A	TO-15	Carbon disulfide	0.25 ppbv / 0.79 µg/m^3

Blank ID	Parameter	Analyte	Concentration/ Amount
1111140A-06A	TO-15	Methylene chloride	0.11 ppbv / 0.40 µg/m^3
1111140A-06A	TO-15	Hexane	0.13 ppbv / 0.47 µg/m^3
1111140A-06A	TO-15	2,2,4-Trimethylpentane	0.060 ppbv / 0.28 µg/m^3
1111140A-06A	TO-15	Toluene	0.17 ppbv / 0.65 µg/m^3
1111140A-06A	TO-15	trans-1,3-Dichloropropene	0.080 ppbv / 0.36 µg/m^3
1111140A-06A	TO-15	Tetrachloroethene	0.18 ppbv / 1.2 µg/m^3
1111140A-06A	TO-15	Chlorobenzene	0.34 ppbv / 1.6 µg/m^3
1111140A-06A	TO-15	Bromoform	0.10 ppbv / 1.0 µg/m^3
1111140A-06A	TO-15	1,3-Dichlorobenzene	0.073 ppbv / 0.44 µ/mg^3
1111140A-06A	TO-15	1,4-Dichlorobenzene	0.10 ppbv / 0.61 µg/m^3
1111140A-06A	TO-15	1,2-Dichlororbenzene	0.067 ppbv / 0.40 µg/m^3
1111140A-06A	TO-15	1,2,4-Trichlorobenzene	0.30 ppbv / 2.2 µg/m^3
1111140B-06A	Natural gases	Oxygen	0.012 %
1111140B-06A	Natural gases	Nitrogen	0.070 %

Analytical data that were reported non-detect or at concentrations greater than five times (5X) the associated blank concentration did not require qualification.

5.0 Laboratory Control Sample

Were LCS recoveries within evaluation criteria?

Yes

6.0 Surrogate Recoveries

Were surrogate recoveries within evaluation criteria?

Yes

7.0 Matrix Spike and Matrix Spike Duplicate Recoveries

Were MS/MSD samples analyzed as part of this SDG?

MS/MSD samples are not applicable for vapor samples, due to the inability to spike the samples.

8.0 Laboratory Duplicate Results

Were laboratory duplicate samples collected as part of this SDG?

No

9.0 Field Duplicate Results

Were field duplicate samples collected as part of this SDG?

Yes

Field ID	Field Duplicate ID
VMP-9-25.5-110711	VMP-9-25.5-110711-DUP

Were field duplicate sample RPDs within evaluation criteria?

Yes

10.0 Sample Dilutions

For samples that were diluted and nondetect, were undiluted results also reported?

Not applicable; analytes were detected in samples that were diluted.

11.0 Additional Qualifications

Were additional qualifications applied?

No

Air Toxics LTD.
Laboratory Services Since 1989

11/18/2011
Mr. Jeff Adams
URS Corporation
1001 Highlands Plaza Dr. West
Suite 300
St. Louis MO 63110

Project Name: Roxana Soil Vapor
Project #: 21562593.00010
Workorder #: 1111140A

Dear Mr. Jeff Adams

The following report includes the data for the above referenced project for sample(s) received on 11/8/2011 at Air Toxics Ltd.

The data and associated QC analyzed by Modified TO-15 are compliant with the project requirements or laboratory criteria with the exception of the deviations noted in the attached case narrative.

Thank you for choosing Air Toxics Ltd. for your air analysis needs. Air Toxics Ltd. is committed to providing accurate data of the highest quality. Please feel free to contact the Project Manager: Kelly Buettner at 916-985-1000 if you have any questions regarding the data in this report.

Regards,

Kelly Buettner

Kelly Buettner
Project Manager

Reviewed on 12/6/2011

180 BLUE RAVINE ROAD, SUITE B FOLSOM, CA - 95630
(916) 985-1000 .FAX (916) 985-1020
Hours 6:30 A.M to 5:30 PST

Air Toxics LTD.
Laboratory Services Since 1989

WORK ORDER #: 1111140A

Work Order Summary

CLIENT:	Mr. Jeff Adams URS Corporation 1001 Highlands Plaza Dr. West Suite 300 St. Louis, MO 63110	**BILL TO:**	Accounts Payable Austin URS Corporation P.O. BOX 203970 Austin, TX 78720-1088
PHONE:	314-429-0100	**P.O. #**	21562593.00009
FAX:		**PROJECT #**	21562593.00010 Roxana Soil Vapor
DATE RECEIVED:	11/08/2011	**CONTACT:**	Kelly Buettner
DATE COMPLETED:	11/18/2011		

FRACTION #	NAME	TEST	RECEIPT VAC./PRES.	FINAL PRESSURE
01A	VMP-21-25-110511	Modified TO-15	6.0 "Hg	5 psi
02A	VMP-21-33-110511	Modified TO-15	9.0 "Hg	5 psi
03A	VMP-1-23.5-110611	Modified TO-15	8.0 "Hg	5 psi
03B	VMP-1-23.5-110611	Modified TO-15	8.0 "Hg	5 psi
04A	VMP-9-25.5-110711	Modified TO-15	8.5 "Hg	5 psi
05A	VMP-9-25.5-110711-DUP	Modified TO-15	5.0 "Hg	5 psi
06A	Lab Blank	Modified TO-15	NA	NA
07A	CCV	Modified TO-15	NA	NA
08A	LCS	Modified TO-15	NA	NA
08AA	LCSD	Modified TO-15	NA	NA

CERTIFIED BY: Linda J. Freeman DATE: 11/18/11

Laboratory Director

Certfication numbers: AZ Licensure AZ0719, CA NELAP - 02110CA, LA NELAP - 02089, NY NELAP - 11291, TX NELAP - T104704434-11-3, UT NELAP -CA009332011-1, WA NELAP - C935
Name of Accrediting Agency: NELAP/Florida Department of Health, Scope of Application: Clean Air Act, Accreditation number: E87680, Effective date: 07/01/11 , Expiration date: 06/30/12.
Air Toxics Ltd. certifies that the test results contained in this report meet all requirements of the NELAC standards

This report shall not be reproduced, except in full, without the written approval of Air Toxics Ltd.

180 BLUE RAVINE ROAD, SUITE B FOLSOM, CA - 95630
(916) 985-1000 . (800) 985-5955 . FAX (916) 985-1020

LABORATORY NARRATIVE
EPA Method TO-15
URS Corporation
Workorder# 1111140A

Five 1 Liter Summa Canister samples were received on November 08, 2011. The laboratory performed analysis via EPA Method TO-15 using GC/MS in the full scan mode.

This workorder was independently validated prior to submittal using 'USEPA National Functional Guidelines' as generally applied to the analysis of volatile organic compounds in air. A rules-based, logic driven, independent validation engine was employed to assess completeness, evaluate pass/fail of relevant project quality control requirements and verification of all quantified amounts.

Receiving Notes

There were no receiving discrepancies.

Analytical Notes

As per project specific client request the laboratory has reported estimated values for target compound hits that are below the Reporting Limit but greater than the Method Detection Limit. Concentrations that are below the level at which the canister was certified (0.2 ppbv for compounds reported at 0.5 ppbv and 0.8 ppbv for compounds reported at 2.0 ppbv) may be false positives.

Due to high-level target compounds, sample VMP-1-23.5-110611 was analyzed twice. In the "A" fraction, the sample was diluted to bring the highest-level compounds within the calibration range. The "B" fraction is also reported by client request and may be reported with "E" flags indicating the compound exceeds the calibration range. Both runs and associated QC are reported.

Dilution was performed on all of the samples due to the presence of high level target species.

Definition of Data Qualifying Flags

Eight qualifiers may have been used on the data analysis sheets and indicates as follows:

B - Compound present in laboratory blank greater than reporting limit (background subtraction not performed).
J - Estimated value.
E - Exceeds instrument calibration range.
S - Saturated peak.
Q - Exceeds quality control limits.
U - Compound analyzed for but not detected above the reporting limit.
UJ- Non-detected compound associated with low bias in the CCV and/or LCS.
N - The identification is based on presumptive evidence.

File extensions may have been used on the data analysis sheets and indicates as follows:
a-File was requantified
b-File was quantified by a second column and detector

r1-File was requantified for the purpose of reissue

Air Toxics LTD.
Laboratory Services Since 1989

Summary of Detected Compounds
EPA METHOD TO-15 GC/MS FULL SCAN

Client Sample ID: VMP-21-25-110511

Lab ID#: 1111140A-01A

Compound	Rpt. Limit (ppbv)	Amount (ppbv)	Rpt. Limit (ug/m3)	Amount (ug/m3)
Ethanol	3400	1600 J	6300	2900 J
Acetone	3400	2100 J	8000	5000 J
2-Propanol	3400	900 J	8200	2200 J
Carbon Disulfide	3400	1400 J	10000	4500 J
Methylene Chloride	840	690 J	2900	2400 J
Hexane	840	1600	3000	5800
2-Butanone (Methyl Ethyl Ketone)	3400	1400 J	9900	4100 J
Cyclohexane	840	1800	2900	6200
2,2,4-Trimethylpentane	840	35000	3900	160000
Benzene	840	160 J	2700	500 J
Heptane	840	820 J	3400	3400 J
Toluene	840	620 J	3200	2400 J
Tetrachloroethene	840	220 J	5700	1500 J
Chlorobenzene	840	430 J	3900	2000 J
Butane	3400	120000	8000	290000
Isopentane	3400	260000	9900	770000

Client Sample ID: VMP-21-33-110511

Lab ID#: 1111140A-02A

Compound	Rpt. Limit (ppbv)	Amount (ppbv)	Rpt. Limit (ug/m3)	Amount (ug/m3)
Ethanol	760	260 J	1400	500 J
Acetone	760	500 J	1800	1200 J
2-Propanol	760	160 J	1900	400 J
Carbon Disulfide	760	360 J	2400	1100 J
Methylene Chloride	190	160 J	660	540 J
Hexane	190	180 J	670	620 J
2-Butanone (Methyl Ethyl Ketone)	760	320 J	2200	930 J
Cyclohexane	190	110 J	660	380 J
2,2,4-Trimethylpentane	190	15000	890	69000
Benzene	190	42 J	610	140 J

Air Toxics LTD.
Laboratory Services Since 1989

Summary of Detected Compounds
EPA METHOD TO-15 GC/MS FULL SCAN

Client Sample ID: VMP-21-33-110511

Lab ID#: 1111140A-02A

Heptane	190	82 J	780	340 J
Toluene	190	140 J	720	550 J
Tetrachloroethene	190	52 J	1300	350 J
Chlorobenzene	190	110 J	880	520 J
Bromoform	190	26 J	2000	270 J
Butane	760	8600	1800	20000
Isopentane	760	32000	2200	93000

Client Sample ID: VMP-I-23.5-110611 *Use these results only. All other data was reported from the 6100x dilution analysis.

Lab ID#: 1111140A-03A

DF= 24400

Compound	Rpt. Limit (ppbv)	Amount (ppbv)	Rpt. Limit (ug/m3)	Amount (ug/m3)
Carbon Disulfide	49000	4500 J	150000	14000 J
Hexane	12000	22000	43000	77000
Cyclohexane	12000	9400 J	42000	32000 J
2,2,4-Trimethylpentane	12000	140000	57000	670000
Heptane	12000	6100 J	50000	25000 J
Toluene	12000	3400 J	46000	13000 J
Tetrachloroethene	12000	3400 J	83000	23000 J
Chlorobenzene	12000	4800 J	56000	22000 J
* Butane	49000	3900000	120000	9400000
Isopentane	49000	2000000	140000	6000000

Client Sample 1D: VMP-1-23.5-110611 *Do not use this data. Use all other data.

Lab ID#: 1111140A-03B

DF=6100

Compound	Rpt. Limit (ppbv)	Amount (ppbv)	Rpt. Limit (ug/m3)	Amount (ug/m3)
Acetone	12000	4000 J	29000	9500 J
Carbon Disulfide	12000	2400 J	38000	7600 J
Methylene Chloride	3000	870 J	10000	3000 J
Hexane	3000	16000	11000	58000
2-Butanone (Methyl Ethyl Ketone)	12000	2000 J	36000	6000 J
Cyclohexane	3000	11000	10000	38000

Air Toxics LTD.
Laboratory Services Since 1989

Summary of Detected Compounds
EPA METHOD TO-15 GC/MS FULL SCAN

Client Sample ID: VMP-1-23.5-110611

Lab ID#: 1111140A-03B

2,2,4-Trimethylpentane	3000	150000	14000	710000
Heptane	3000	4500	12000	18000
Toluene	3000	1400 J	11000	5100 J
Tetrachloroethene	3000	800 J	21000	5400 J
Chlorobenzene	3000	1400 J	14000	6600 J
Bromoform	3000	380 J	32000	3900 J
~~Butane~~	~~12000~~	~~3000000 E~~	~~29000~~	~~9200000 E~~
~~Isopentane~~	~~12000~~	~~2000000 E~~	~~30000~~	~~5900000 E~~

Client Sample ID: VMP-9-25.5-110711

Lab ID#: 1111140A-04A

Compound	Rpt. Limit (ppbv)	Amount (ppbv)	Rpt. Limit (ug/m3)	Amount (ug/m3)
Ethanol	500	260 J	940	490 J
Acetone	500	600	1200	1400
2-Propanol	500	170 J	1200	410 J
Carbon Disulfide	500	350 J	1600	1100 J
Methylene Chloride	120	150	430	530
Hexane	120	180	440	620
2-Butanone (Methyl Ethyl Ketone)	500	340 J	1500	1000 J
Cyclohexane	120	510	430	1800
2,2,4-Trimethylpentane	120	26000	580	120000
Benzene	120	60 J	400	190 J
Trichloroethene	120	59 J	670	320 J
Toluene	120	150	470	550
Tetrachloroethene	120	41 J	840	280 J
Chlorobenzene	120	76 J	570	350 J
Bromoform	120	17 J	1300	180 J
1,3-Dichlorobenzene	120	13 J	750	79 J
1,2,4-Trichlorobenzene	500	32 J	3700	240 J
Butane	500	1800	1200	4400
Isopentane	500	30000	1500	87000

Air Toxics LTD.
Laboratory Services Since 1989

Summary of Detected Compounds
EPA METHOD TO-15 GC/MS FULL SCAN

Client Sample ID: VMP-9-25.5-110711-DUP

Lab ID#: 1111140A-05A

Compound	Rpt. Limit (ppbv)	Amount (ppbv)	Rpt. Limit (ug/m3)	Amount (ug/m3)
Freon 11	110	20 J	600	120 J
Ethanol	430	300 J	810	560 J
Acetone	430	680	1000	1600
2-Propanol	430	240 J	1000	580 J
Carbon Disulfide	430	410 J	1300	1300 J
Methylene Chloride	110	170	370	580
Hexane	110	190	380	680
2-Butanone (Methyl Ethyl Ketone)	430	430	1300	1300
Cyclohexane	110	500	370	1700
2,2,4-Trimethylpentane	110	26000	500	120000
Benzene	110	58 J	340	190 J
Trichloroethene	110	62 J	580	330 J
Toluene	110	150	400	570
Tetrachloroethene	110	28 J	730	190 J
Chlorobenzene	110	67 J	490	310 J
Bromoform	110	13 J	1100	130 J
1,3-Dichlorobenzene	110	11 J	650	69 J
Butane	430	2600	1000	6100
Isopentane	430	30000	1300	87000

Air Toxics LTD.
Laboratory Services Since 1989

Client Sample ID: VMP-21-25-110511

Lab ID#: 1111140A-01A

EPA METHOD TO-15 GC/MS FULL SCAN

File Name:	**o110836**	**Date of Collection:**	**11/5/11 11:20:00 AM**
Dil. Factor:	**1680**	**Date of Analysis:**	**11/9/11 12:49 PM**

Compound	Rpt. Limit (ppbv)	Amount (ppbv)	Rpt. Limit (ug/m3)	Amount (ug/m3)
Freon 12	840	Not Detected	4200	Not Detected
Freon 114	840	Not Detected	5900	Not Detected
Chloromethane	3400	Not Detected	6900	Not Detected
Vinyl Chloride	840	Not Detected	2100	Not Detected
1,3-Butadiene	840	Not Detected	1800	Not Detected
Bromomethane	840	Not Detected	3300	Not Detected
Chloroethane	3400	Not Detected	8900	Not Detected
Freon 11	840	Not Detected	4700	Not Detected
Ethanol	3400	1600 J	6300	2900 J
Freon 113	840	Not Detected	6400	Not Detected
1,1-Dichloroethene	840	Not Detected	3300	Not Detected
Acetone	3400	2100 J	8000	5000 J
2-Propanol	3400	900 J	8200	2200 J
Carbon Disulfide	3400	1400 J	10000	4500 J
3-Chloropropene	3400	Not Detected	10000	Not Detected
Methylene Chloride	840	690 J	2900	2400 J
Methyl tert-butyl ether	840	Not Detected	3000	Not Detected
trans-1,2-Dichloroethene	840	Not Detected	3300	Not Detected
Hexane	840	1600	3000	5800
1,1-Dichloroethane	840	Not Detected	3400	Not Detected
2-Butanone (Methyl Ethyl Ketone)	3400	1400 J	9900	4100 J
cis-1,2-Dichloroethene	840	Not Detected	3300	Not Detected
Tetrahydrofuran	840	Not Detected	2500	Not Detected
Chloroform	840	Not Detected	4100	Not Detected
1,1,1-Trichloroethane	840	Not Detected	4600	Not Detected
Cyclohexane	840	1800	2900	6200
Carbon Tetrachloride	840	Not Detected	5300	Not Detected
2,2,4-Trimethylpentane	840	35000	3900	160000
Benzene	840	160 J	2700	500 J
1,2-Dichloroethane	840	Not Detected	3400	Not Detected
Heptane	840	820 J	3400	3400 J
Trichloroethene	840	Not Detected	4500	Not Detected
1,2-Dichloropropane	840	Not Detected	3900	Not Detected
1,4-Dioxane	3400	Not Detected	12000	Not Detected
Bromodichloromethane	840	Not Detected	5600	Not Detected
cis-1,3-Dichloropropene	840	Not Detected	3800	Not Detected
4-Methyl-2-pentanone	840	Not Detected	3400	Not Detected
Toluene	840	620 J	3200	2400 J
trans-1,3-Dichloropropene	840	Not Detected	3800	Not Detected
1,1,2-Trichloroethane	840	Not Detected	4600	Not Detected
Tetrachloroethene	840	220 J	5700	1500 J

Air Toxics LTD.
Laboratory Services Since 1989

Client Sample ID: VMP-21-25-110511

Lab ID#: 1111140A-01A

EPA METHOD TO-15 GC/MS FULL SCAN

File Name:	**o110836**	**Date of Collection:**	**11/5/11 11:20:00 AM**
Dil. Factor:	**1680**	**Date of Analysis:**	**11/9/11 12:49 PM**

Compound	Rpt. Limit (ppbv)	Amount (ppbv)	Rpt. Limit (ug/m3)	Amount (ug/m3)
2-Hexanone	3400	Not Detected	14000	Not Detected
Dibromochloromethane	840	Not Detected	7200	Not Detected
1,2-Dibromoethane (EDB)	840	Not Detected	6400	Not Detected
Chlorobenzene	840	430 J	3900	2000 J
Ethyl Benzene	840	Not Detected	3600	Not Detected
m,p-Xylene	840	Not Detected	3600	Not Detected
o-Xylene	840	Not Detected	3600	Not Detected
Styrene	840	Not Detected	3600	Not Detected
Bromoform	840	Not Detected	8700	Not Detected
Cumene	840	Not Detected	4100	Not Detected
1,1,2,2-Tetrachloroethane	840	Not Detected	5800	Not Detected
Propylbenzene	840	Not Detected	4100	Not Detected
4-Ethyltoluene	840	Not Detected	4100	Not Detected
1,3,5-Trimethylbenzene	840	Not Detected	4100	Not Detected
1,2,4-Trimethylbenzene	840	Not Detected	4100	Not Detected
1,3-Dichlorobenzene	840	Not Detected	5000	Not Detected
1,4-Dichlorobenzene	840	Not Detected	5000	Not Detected
alpha-Chlorotoluene	840	Not Detected	4300	Not Detected
1,2-Dichlorobenzene	840	Not Detected	5000	Not Detected
1,2,4-Trichlorobenzene	3400	Not Detected	25000	Not Detected
Hexachlorobutadiene	3400	Not Detected	36000	Not Detected
Butane	3400	120000	8000	290000
Isopentane	3400	260000	9900	770000

J = Estimated value.

Container Type: 1 Liter Summa Canister

Surrogates	%Recovery	Method Limits
Toluene-d8	103	70-130
1,2-Dichloroethane-d4	104	70-130
4-Bromofluorobenzene	102	70-130

Air Toxics LTD.
Laboratory Services Since 1989

Client Sample ID: VMP-21-33-110511

Lab ID#: 1111140A-02A

EPA METHOD TO-15 GC/MS FULL SCAN

File Name:	o110837	Date of Collection:	11/5/11 12:25:00 PM
Dil. Factor:	382	Date of Analysis:	11/9/11 01:43 PM

Compound	Rpt. Limit (ppbv)	Amount (ppbv)	Rpt. Limit (ug/m3)	Amount (ug/m3)
Freon 12	190	Not Detected	940	Not Detected
Freon 114	190	Not Detected	1300	Not Detected
Chloromethane	760	Not Detected	1600	Not Detected
Vinyl Chloride	190	Not Detected	490	Not Detected
1,3-Butadiene	190	Not Detected	420	Not Detected
Bromomethane	190	Not Detected	740	Not Detected
Chloroethane	760	Not Detected	2000	Not Detected
Freon 11	190	Not Detected	1100	Not Detected
Ethanol	760	260 J	1400	500 J
Freon 113	190	Not Detected	1500	Not Detected
1,1-Dichloroethene	190	Not Detected	760	Not Detected
Acetone	760	500 J	1800	1200 J
2-Propanol	760	160 J	1900	400 J
Carbon Disulfide	760	360 J	2400	1100 J
3-Chloropropene	760	Not Detected	2400	Not Detected
Methylene Chloride	190	160 J	660	540 J
Methyl tert-butyl ether	190	Not Detected	690	Not Detected
trans-1,2-Dichloroethene	190	Not Detected	760	Not Detected
Hexane	190	180 J	670	620 J
1,1-Dichloroethane	190	Not Detected	770	Not Detected
2-Butanone (Methyl Ethyl Ketone)	760	320 J	2200	930 J
cis-1,2-Dichloroethene	190	Not Detected	760	Not Detected
Tetrahydrofuran	190	Not Detected	560	Not Detected
Chloroform	190	Not Detected	930	Not Detected
1,1,1-Trichloroethane	190	Not Detected	1000	Not Detected
Cyclohexane	190	110 J	660	380 J
Carbon Tetrachloride	190	Not Detected	1200	Not Detected
2,2,4-Trimethylpentane	190	15000	890	69000
Benzene	190	42 J	610	140 J
1,2-Dichloroethane	190	Not Detected	770	Not Detected
Heptane	190	82 J	780	340 J
Trichloroethene	190	Not Detected	1000	Not Detected
1,2-Dichloropropane	190	Not Detected	880	Not Detected
1,4-Dioxane	760	Not Detected	2800	Not Detected
Bromodichloromethane	190	Not Detected	1300	Not Detected
cis-1,3-Dichloropropene	190	Not Detected	870	Not Detected
4-Methyl-2-pentanone	190	Not Detected	780	Not Detected
Toluene	190	140 J	720	550 J
trans-1,3-Dichloropropene	190	Not Detected	870	Not Detected
1,1,2-Trichloroethane	190	Not Detected	1000	Not Detected
Tetrachloroethene	190	52 J	1300	350 J

Air Toxics LTD.
Laboratory Services Since 1989

Client Sample ID: VMP-21-33-110511

Lab ID#: 1111140A-02A

EPA METHOD TO-15 GC/MS FULL SCAN

File Name:	**o110837**	**Date of Collection:**	**11/5/11 12:25:00 PM**
Dil. Factor:	**382**	**Date of Analysis:**	**11/9/11 01:43 PM**

Compound	Rpt. Limit (ppbv)	Amount (ppbv)	Rpt. Limit (ug/m3)	Amount (ug/m3)
2-Hexanone	760	Not Detected	3100	Not Detected
Dibromochloromethane	190	Not Detected	1600	Not Detected
1,2-Dibromoethane (EDB)	190	Not Detected	1500	Not Detected
Chlorobenzene	190	110 J	880	520 J
Ethyl Benzene	190	Not Detected	830	Not Detected
m,p-Xylene	190	Not Detected	830	Not Detected
o-Xylene	190	Not Detected	830	Not Detected
Styrene	190	Not Detected	810	Not Detected
Bromoform	190	26 J	2000	270 J
Cumene	190	Not Detected	940	Not Detected
1,1,2,2-Tetrachloroethane	190	Not Detected	1300	Not Detected
Propylbenzene	190	Not Detected	940	Not Detected
4-Ethyltoluene	190	Not Detected	940	Not Detected
1,3,5-Trimethylbenzene	190	Not Detected	940	Not Detected
1,2,4-Trimethylbenzene	190	Not Detected	940	Not Detected
1,3-Dichlorobenzene	190	Not Detected	1100	Not Detected
1,4-Dichlorobenzene	190	Not Detected	1100	Not Detected
alpha-Chlorotoluene	190	Not Detected	990	Not Detected
1,2-Dichlorobenzene	190	Not Detected	1100	Not Detected
1,2,4-Trichlorobenzene	760	Not Detected	5700	Not Detected
Hexachlorobutadiene	760	Not Detected	8100	Not Detected
Butane	760	8600	1800	20000
Isopentane	760	32000	2200	93000

J = Estimated value.

Container Type: 1 Liter Summa Canister

Surrogates	%Recovery	Method Limits
Toluene-d8	103	70-130
1,2-Dichloroethane-d4	104	70-130
4-Bromofluorobenzene	104	70-130

Air Toxics LTD.
Laboratory Services Since 1989

*Use these results only. All other data was reported from the 6100x dilution analysis.

Client Sample ID: VMP-1-23.5-110611

Lab ID#: 1111140A-03A

EPA METHOD TO-15 GC/MS FULL SCAN

File Name:	o110844	Date of Collection:	11/6/11 3:02:00 PM
Dil. Factor:	24400	Date of Analysis:	11/9/11 07:08 PM

Compound	Rpt. Limit (ppbv)	Amount (ppbv)	Rpt. Limit (ug/m3)	Amount (ug/m3)
Freon 12	12000	Not Detected	60000	Not Detected
Freon 114	12000	Not Detected	85000	Not Detected
Chloromethane	49000	Not Detected	100000	Not Detected
Vinyl Chloride	12000	Not Detected	31000	Not Detected
1,3-Butadiene	12000	Not Detected	27000	Not Detected
Bromomethane	12000	Not Detected	47000	Not Detected
Chloroethane	49000	Not Detected	130000	Not Detected
Freon 11	12000	Not Detected	68000	Not Detected
Ethanol	49000	Not Detected	92000	Not Detected
Freon 113	12000	Not Detected	94000	Not Detected
1,1-Dichloroethene	12000	Not Detected	48000	Not Detected
Acetone	49000	Not Detected	120000	Not Detected
2-Propanol	49000	Not Detected	120000	Not Detected
Carbon Disulfide	49000	4500 J	150000	14000 J
3-Chloropropene	49000	Not Detected	150000	Not Detected
Methylene Chloride	12000	Not Detected	42000	Not Detected
Methyl tert-butyl ether	12000	Not Detected	44000	Not Detected
trans-1,2-Dichloroethene	12000	Not Detected	48000	Not Detected
Hexane	12000	22000	43000	77000
1,1-Dichloroethane	12000	Not Detected	49000	Not Detected
2-Butanone (Methyl Ethyl Ketone)	49000	Not Detected	140000	Not Detected
cis-1,2-Dichloroethene	12000	Not Detected	48000	Not Detected
Tetrahydrofuran	12000	Not Detected	36000	Not Detected
Chloroform	12000	Not Detected	60000	Not Detected
1,1,1-Trichloroethane	12000	Not Detected	66000	Not Detected
Cyclohexane	12000	9400 J	42000	32000 J
Carbon Tetrachloride	12000	Not Detected	77000	Not Detected
2,2,4-Trimethylpentane	12000	140000	57000	670000
Benzene	12000	Not Detected	39000	Not Detected
1,2-Dichloroethane	12000	Not Detected	49000	Not Detected
Heptane	12000	6100 J	50000	25000 J
Trichloroethene	12000	Not Detected	66000	Not Detected
1,2-Dichloropropane	12000	Not Detected	56000	Not Detected
1,4-Dioxane	49000	Not Detected	180000	Not Detected
Bromodichloromethane	12000	Not Detected	82000	Not Detected
cis-1,3-Dichloropropene	12000	Not Detected	55000	Not Detected
4-Methyl-2-pentanone	12000	Not Detected	50000	Not Detected
Toluene	12000	3400 J	46000	13000 J
trans-1,3-Dichloropropene	12000	Not Detected	55000	Not Detected
1,1,2-Trichloroethane	12000	Not Detected	66000	Not Detected
Tetrachloroethene	12000	3400 J	83000	23000 J

Air Toxics LTD.
Laboratory Services Since 1989

Client Sample ID: VMP-1-23.5-110611

Lab ID#: 1111140A-03A

EPA METHOD TO-15 GC/MS FULL SCAN

File Name:	**o110844**	**Date of Collection:**	**11/6/11 3:02:00 PM**
Dil. Factor:	**24400**	**Date of Analysis:**	**11/9/11 07:08 PM**

Compound	Rpt. Limit (ppbv)	Amount (ppbv)	Rpt. Limit (ug/m3)	Amount (ug/m3)
2-Hexanone	49000	Not Detected	200000	Not Detected
Dibromochloromethane	12000	Not Detected	100000	Not Detected
1,2-Dibromoethane (EDB)	12000	Not Detected	94000	Not Detected
Chlorobenzene	12000	4800 J	56000	22000 J
Ethyl Benzene	12000	Not Detected	53000	Not Detected
m,p-Xylene	12000	Not Detected	53000	Not Detected
o-Xylene	12000	Not Detected	53000	Not Detected
Styrene	12000	Not Detected	52000	Not Detected
Bromoform	12000	Not Detected	130000	Not Detected
Cumene	12000	Not Detected	60000	Not Detected
1,1,2,2-Tetrachloroethane	12000	Not Detected	84000	Not Detected
Propylbenzene	12000	Not Detected	60000	Not Detected
4-Ethyltoluene	12000	Not Detected	60000	Not Detected
1,3,5-Trimethylbenzene	12000	Not Detected	60000	Not Detected
1,2,4-Trimethylbenzene	12000	Not Detected	60000	Not Detected
1,3-Dichlorobenzene	12000	Not Detected	73000	Not Detected
1,4-Dichlorobenzene	12000	Not Detected	73000	Not Detected
alpha-Chlorotoluene	12000	Not Detected	63000	Not Detected
1,2-Dichlorobenzene	12000	Not Detected	73000	Not Detected
1,2,4-Trichlorobenzene	49000	Not Detected	360000	Not Detected
Hexachlorobutadiene	49000	Not Detected	520000	Not Detected
* Butane	49000	3900000	120000	9400000
Isopentane	49000	2000000	140000	6000000

J = Estimated value.

Container Type: 1 Liter Summa Canister

Surrogates	%Recovery	Method Limits
Toluene-d8	99	70-130
1,2-Dichloroethane-d4	102	70-130
4-Bromofluorobenzene	97	70-130

Air Toxics LTD. *Do not use these results. Use all other data.
Laboratory Services Since 1989

Client Sample ID: VMP-1-23.5-110611

Lab ID#: 1111140A-03B

EPA METHOD TO-15 GC/MS FULL SCAN

File Name:	**o110840**	**Date of Collection:**	**11/6/11 3:02:00 PM**
Dil. Factor:	**6100**	**Date of Analysis:**	**11/9/11 04:13 PM**

Compound	Rpt. Limit (ppbv)	Amount (ppbv)	Rpt. Limit (ug/m3)	Amount (ug/m3)
Freon 12	3000	Not Detected	15000	Not Detected
Freon 114	3000	Not Detected	21000	Not Detected
Chloromethane	12000	Not Detected	25000	Not Detected
Vinyl Chloride	3000	Not Detected	7800	Not Detected
1,3-Butadiene	3000	Not Detected	6700	Not Detected
Bromomethane	3000	Not Detected	12000	Not Detected
Chloroethane	12000	Not Detected	32000	Not Detected
Freon 11	3000	Not Detected	17000	Not Detected
Ethanol	12000	Not Detected	23000	Not Detected
Freon 113	3000	Not Detected	23000	Not Detected
1,1-Dichloroethene	3000	Not Detected	12000	Not Detected
Acetone	12000	4000 J	29000	9500 J
2-Propanol	12000	Not Detected	30000	Not Detected
Carbon Disulfide	12000	2400 J	38000	7600 J
3-Chloropropene	12000	Not Detected	38000	Not Detected
Methylene Chloride	3000	870 J	10000	3000 J
Methyl tert-butyl ether	3000	Not Detected	11000	Not Detected
trans-1,2-Dichloroethene	3000	Not Detected	12000	Not Detected
Hexane	3000	16000	11000	58000
1,1-Dichloroethane	3000	Not Detected	12000	Not Detected
2-Butanone (Methyl Ethyl Ketone)	12000	2000 J	36000	6000 J
cis-1,2-Dichloroethene	3000	Not Detected	12000	Not Detected
Tetrahydrofuran	3000	Not Detected	9000	Not Detected
Chloroform	3000	Not Detected	15000	Not Detected
1,1,1-Trichloroethane	3000	Not Detected	17000	Not Detected
Cyclohexane	3000	11000	10000	38000
Carbon Tetrachloride	3000	Not Detected	19000	Not Detected
2,2,4-Trimethylpentane	3000	150000	14000	710000
Benzene	3000	Not Detected	9700	Not Detected
1,2-Dichloroethane	3000	Not Detected	12000	Not Detected
Heptane	3000	4500	12000	18000
Trichloroethene	3000	Not Detected	16000	Not Detected
1,2-Dichloropropane	3000	Not Detected	14000	Not Detected
1,4-Dioxane	12000	Not Detected	44000	Not Detected
Bromodichloromethane	3000	Not Detected	20000	Not Detected
cis-1,3-Dichloropropene	3000	Not Detected	14000	Not Detected
4-Methyl-2-pentanone	3000	Not Detected	12000	Not Detected
Toluene	3000	1400 J	11000	5100 J
trans-1,3-Dichloropropene	3000	Not Detected	14000	Not Detected
1,1,2-Trichloroethane	3000	Not Detected	17000	Not Detected
Tetrachloroethene	3000	800 J	21000	5400 J

Air Toxics LTD.
Laboratory Services Since 1989

Client Sample ID: VMP-1-23.5-110611

Lab ID#: 1111140A-03B

EPA METHOD TO-15 GC/MS FULL SCAN

File Name:	**o110840**	**Date of Collection:**	**11/6/11 3:02:00 PM**
Dil. Factor:	**6100**	**Date of Analysis:**	**11/9/11 04:13 PM**

Compound	Rpt. Limit (ppbv)	Amount (ppbv)	Rpt. Limit (ug/m3)	Amount (ug/m3)
2-Hexanone	12000	Not Detected	50000	Not Detected
Dibromochloromethane	3000	Not Detected	26000	Not Detected
1,2-Dibromoethane (EDB)	3000	Not Detected	23000	Not Detected
Chlorobenzene	3000	1400 J	14000	6600 J
Ethyl Benzene	3000	Not Detected	13000	Not Detected
m,p-Xylene	3000	Not Detected	13000	Not Detected
o-Xylene	3000	Not Detected	13000	Not Detected
Styrene	3000	Not Detected	13000	Not Detected
Bromoform	3000	380 J	32000	3900 J
Cumene	3000	Not Detected	15000	Not Detected
1,1,2,2-Tetrachloroethane	3000	Not Detected	21000	Not Detected
Propylbenzene	3000	Not Detected	15000	Not Detected
4-Ethyltoluene	3000	Not Detected	15000	Not Detected
1,3,5-Trimethylbenzene	3000	Not Detected	15000	Not Detected
1,2,4-Trimethylbenzene	3000	Not Detected	15000	Not Detected
1,3-Dichlorobenzene	3000	Not Detected	18000	Not Detected
1,4-Dichlorobenzene	3000	Not Detected	18000	Not Detected
alpha-Chlorotoluene	3000	Not Detected	16000	Not Detected
1,2-Dichlorobenzene	3000	Not Detected	18000	Not Detected
1,2,4-Trichlorobenzene	12000	Not Detected	90000	Not Detected
Hexachlorobutadiene	12000	Not Detected	130000	Not Detected
~~Butane~~	~~12000~~	~~3900000 E~~	~~29000~~	~~9200000 E~~
~~Isopentane~~	~~12000~~	~~2000000 E~~	~~36000~~	~~5900000 E~~

J = Estimated value.
E = Exceeds instrument calibration range.
Container Type: 1 Liter Summa Canister

Surrogates	%Recovery	Method Limits
Toluene-d8	99	70-130
1,2-Dichloroethane-d4	102	70-130
4-Bromofluorobenzene	103	70-130

Air Toxics LTD.
Laboratory Services Since 1989

Client Sample ID: VMP-9-25.5-110711

Lab ID#: 1111140A-04A

EPA METHOD TO-15 GC/MS FULL SCAN

File Name:	o110838	Date of Collection:	11/7/11 2:10:00 PM
Dil. Factor:	249	Date of Analysis:	11/9/11 02:21 PM

Compound	Rpt. Limit (ppbv)	Amount (ppbv)	Rpt. Limit (ug/m3)	Amount (ug/m3)
Freon 12	120	Not Detected	620	Not Detected
Freon 114	120	Not Detected	870	Not Detected
Chloromethane	500	Not Detected	1000	Not Detected
Vinyl Chloride	120	Not Detected	320	Not Detected
1,3-Butadiene	120	Not Detected	280	Not Detected
Bromomethane	120	Not Detected	480	Not Detected
Chloroethane	500	Not Detected	1300	Not Detected
Freon 11	120	Not Detected	700	Not Detected
Ethanol	500	260 J	940	490 J
Freon 113	120	Not Detected	950	Not Detected
1,1-Dichloroethene	120	Not Detected	490	Not Detected
Acetone	500	600	1200	1400
2-Propanol	500	170 J	1200	410 J
Carbon Disulfide	500	350 J	1600	1100 J
3-Chloropropene	500	Not Detected	1600	Not Detected
Methylene Chloride	120	150	430	530
Methyl tert-butyl ether	120	Not Detected	450	Not Detected
trans-1,2-Dichloroethene	120	Not Detected	490	Not Detected
Hexane	120	180	440	620
1,1-Dichloroethane	120	Not Detected	500	Not Detected
2-Butanone (Methyl Ethyl Ketone)	500	340 J	1500	1000 J
cis-1,2-Dichloroethene	120	Not Detected	490	Not Detected
Tetrahydrofuran	120	Not Detected	370	Not Detected
Chloroform	120	Not Detected	610	Not Detected
1,1,1-Trichloroethane	120	Not Detected	680	Not Detected
Cyclohexane	120	510	430	1800
Carbon Tetrachloride	120	Not Detected	780	Not Detected
2,2,4-Trimethylpentane	120	26000	580	120000
Benzene	120	60 J	400	190 J
1,2-Dichloroethane	120	Not Detected	500	Not Detected
Heptane	120	Not Detected	510	Not Detected
Trichloroethene	120	59 J	670	320 J
1,2-Dichloropropane	120	Not Detected	580	Not Detected
1,4-Dioxane	500	Not Detected	1800	Not Detected
Bromodichloromethane	120	Not Detected	830	Not Detected
cis-1,3-Dichloropropene	120	Not Detected	560	Not Detected
4-Methyl-2-pentanone	120	Not Detected	510	Not Detected
Toluene	120	150	470	550
trans-1,3-Dichloropropene	120	Not Detected	560	Not Detected
1,1,2-Trichloroethane	120	Not Detected	680	Not Detected
Tetrachloroethene	120	41 J	840	280 J

Air Toxics LTD.
Laboratory Services Since 1989

Client Sample ID: VMP-9-25.5-110711

Lab ID#: 1111140A-04A

EPA METHOD TO-15 GC/MS FULL SCAN

File Name:	**o110838**	**Date of Collection:**	**11/7/11 2:10:00 PM**
Dil. Factor:	**249**	**Date of Analysis:**	**11/9/11 02:21 PM**

Compound	Rpt. Limit (ppbv)	Amount (ppbv)	Rpt. Limit (ug/m3)	Amount (ug/m3)
2-Hexanone	500	Not Detected	2000	Not Detected
Dibromochloromethane	120	Not Detected	1100	Not Detected
1,2-Dibromoethane (EDB)	120	Not Detected	960	Not Detected
Chlorobenzene	120	76 J	570	350 J
Ethyl Benzene	120	Not Detected	540	Not Detected
m,p-Xylene	120	Not Detected	540	Not Detected
o-Xylene	120	Not Detected	540	Not Detected
Styrene	120	Not Detected	530	Not Detected
Bromoform	120	17 J	1300	180 J
Cumene	120	Not Detected	610	Not Detected
1,1,2,2-Tetrachloroethane	120	Not Detected	850	Not Detected
Propylbenzene	120	Not Detected	610	Not Detected
4-Ethyltoluene	120	Not Detected	610	Not Detected
1,3,5-Trimethylbenzene	120	Not Detected	610	Not Detected
1,2,4-Trimethylbenzene	120	Not Detected	610	Not Detected
1,3-Dichlorobenzene	120	13 J	750	79 J
1,4-Dichlorobenzene	120	Not Detected	750	Not Detected
alpha-Chlorotoluene	120	Not Detected	640	Not Detected
1,2-Dichlorobenzene	120	Not Detected	750	Not Detected
1,2,4-Trichlorobenzene	500	32 J	3700	240 J
Hexachlorobutadiene	500	Not Detected	5300	Not Detected
Butane	500	1800	1200	4400
Isopentane	500	30000	1500	87000

J = Estimated value.

Container Type: 1 Liter Summa Canister

Surrogates	%Recovery	Method Limits
Toluene-d8	104	70-130
1,2-Dichloroethane-d4	111	70-130
4-Bromofluorobenzene	105	70-130

Air Toxics LTD.
Laboratory Services Since 1989

Client Sample ID: VMP-9-25.5-110711-DUP

Lab ID#: 1111140A-05A

EPA METHOD TO-15 GC/MS FULL SCAN

File Name:	**o110839**	**Date of Collection:**	**11/7/11 2:40:00 PM**
Dil. Factor:	**215**	**Date of Analysis:**	**11/9/11 03:01 PM**

Compound	Rpt. Limit (ppbv)	Amount (ppbv)	Rpt. Limit (ug/m3)	Amount (ug/m3)
Freon 12	110	Not Detected	530	Not Detected
Freon 114	110	Not Detected	750	Not Detected
Chloromethane	430	Not Detected	890	Not Detected
Vinyl Chloride	110	Not Detected	270	Not Detected
1,3-Butadiene	110	Not Detected	240	Not Detected
Bromomethane	110	Not Detected	420	Not Detected
Chloroethane	430	Not Detected	1100	Not Detected
Freon 11	110	20 J	600	120 J
Ethanol	430	300 J	810	560 J
Freon 113	110	Not Detected	820	Not Detected
1,1-Dichloroethene	110	Not Detected	430	Not Detected
Acetone	430	680	1000	1600
2-Propanol	430	240 J	1000	580 J
Carbon Disulfide	430	410 J	1300	1300 J
3-Chloropropene	430	Not Detected	1300	Not Detected
Methylene Chloride	110	170	370	580
Methyl tert-butyl ether	110	Not Detected	390	Not Detected
trans-1,2-Dichloroethene	110	Not Detected	430	Not Detected
Hexane	110	190	380	680
1,1-Dichloroethane	110	Not Detected	440	Not Detected
2-Butanone (Methyl Ethyl Ketone)	430	430	1300	1300
cis-1,2-Dichloroethene	110	Not Detected	430	Not Detected
Tetrahydrofuran	110	Not Detected	320	Not Detected
Chloroform	110	Not Detected	520	Not Detected
1,1,1-Trichloroethane	110	Not Detected	590	Not Detected
Cyclohexane	110	500	370	1700
Carbon Tetrachloride	110	Not Detected	680	Not Detected
2,2,4-Trimethylpentane	110	26000	500	120000
Benzene	110	58 J	340	190 J
1,2-Dichloroethane	110	Not Detected	440	Not Detected
Heptane	110	Not Detected	440	Not Detected
Trichloroethene	110	62 J	580	330 J
1,2-Dichloropropane	110	Not Detected	500	Not Detected
1,4-Dioxane	430	Not Detected	1500	Not Detected
Bromodichloromethane	110	Not Detected	720	Not Detected
cis-1,3-Dichloropropene	110	Not Detected	490	Not Detected
4-Methyl-2-pentanone	110	Not Detected	440	Not Detected
Toluene	110	150	400	570
trans-1,3-Dichloropropene	110	Not Detected	490	Not Detected
1,1,2-Trichloroethane	110	Not Detected	590	Not Detected
Tetrachloroethene	110	28 J	730	190 J

Air Toxics LTD.
Laboratory Services Since 1989

Client Sample ID: VMP-9-25.5-110711-DUP

Lab ID#: 1111140A-05A

EPA METHOD TO-15 GC/MS FULL SCAN

File Name:	**o110839**	**Date of Collection:**	**11/7/11 2:40:00 PM**
Dil. Factor:	**215**	**Date of Analysis:**	**11/9/11 03:01 PM**

Compound	Rpt. Limit (ppbv)	Amount (ppbv)	Rpt. Limit (ug/m3)	Amount (ug/m3)
2-Hexanone	430	Not Detected	1800	Not Detected
Dibromochloromethane	110	Not Detected	920	Not Detected
1,2-Dibromoethane (EDB)	110	Not Detected	830	Not Detected
Chlorobenzene	110	67 J	490	310 J
Ethyl Benzene	110	Not Detected	470	Not Detected
m,p-Xylene	110	Not Detected	470	Not Detected
o-Xylene	110	Not Detected	470	Not Detected
Styrene	110	Not Detected	460	Not Detected
Bromoform	110	13 J	1100	130 J
Cumene	110	Not Detected	530	Not Detected
1,1,2,2-Tetrachloroethane	110	Not Detected	740	Not Detected
Propylbenzene	110	Not Detected	530	Not Detected
4-Ethyltoluene	110	Not Detected	530	Not Detected
1,3,5-Trimethylbenzene	110	Not Detected	530	Not Detected
1,2,4-Trimethylbenzene	110	Not Detected	530	Not Detected
1,3-Dichlorobenzene	110	11 J	650	69 J
1,4-Dichlorobenzene	110	Not Detected	650	Not Detected
alpha-Chlorotoluene	110	Not Detected	560	Not Detected
1,2-Dichlorobenzene	110	Not Detected	650	Not Detected
1,2,4-Trichlorobenzene	430	Not Detected	3200	Not Detected
Hexachlorobutadiene	430	Not Detected	4600	Not Detected
Butane	430	2600	1000	6100
Isopentane	430	30000	1300	87000

J = Estimated value.

Container Type: 1 Liter Summa Canister

Surrogates	%Recovery	Method Limits
Toluene-d8	104	70-130
1,2-Dichloroethane-d4	110	70-130
4-Bromofluorobenzene	103	70-130

Air Toxics LTD.
Laboratory Services Since 1989

Client Sample ID: Lab Blank

Lab ID#: 1111140A-06A

EPA METHOD TO-15 GC/MS FULL SCAN

File Name:	o110828a	Date of Collection: NA	
Dil. Factor:	1.00	Date of Analysis: 11/9/11 07:47 AM	

Compound	Rpt. Limit (ppbv)	Amount (ppbv)	Rpt. Limit (ug/m3)	Amount (ug/m3)
Freon 12	0.50	Not Detected	2.5	Not Detected
Freon 114	0.50	Not Detected	3.5	Not Detected
Chloromethane	2.0	Not Detected	4.1	Not Detected
Vinyl Chloride	0.50	Not Detected	1.3	Not Detected
1,3-Butadiene	0.50	Not Detected	1.1	Not Detected
Bromomethane	0.50	Not Detected	1.9	Not Detected
Chloroethane	2.0	Not Detected	5.3	Not Detected
Freon 11	0.50	Not Detected	2.8	Not Detected
Ethanol	2.0	0.60 J	3.8	1.1 J
Freon 113	0.50	Not Detected	3.8	Not Detected
1,1-Dichloroethene	0.50	Not Detected	2.0	Not Detected
Acetone	2.0	Not Detected	4.8	Not Detected
2-Propanol	2.0	Not Detected	4.9	Not Detected
Carbon Disulfide	2.0	0.25 J	6.2	0.79 J
3-Chloropropene	2.0	Not Detected	6.3	Not Detected
Methylene Chloride	0.50	0.11 J	1.7	0.40 J
Methyl tert-butyl ether	0.50	Not Detected	1.8	Not Detected
trans-1,2-Dichloroethene	0.50	Not Detected	2.0	Not Detected
Hexane	0.50	0.13 J	1.8	0.47 J
1,1-Dichloroethane	0.50	Not Detected	2.0	Not Detected
2-Butanone (Methyl Ethyl Ketone)	2.0	Not Detected	5.9	Not Detected
cis-1,2-Dichloroethene	0.50	Not Detected	2.0	Not Detected
Tetrahydrofuran	0.50	Not Detected	1.5	Not Detected
Chloroform	0.50	Not Detected	2.4	Not Detected
1,1,1-Trichloroethane	0.50	Not Detected	2.7	Not Detected
Cyclohexane	0.50	Not Detected	1.7	Not Detected
Carbon Tetrachloride	0.50	Not Detected	3.1	Not Detected
2,2,4-Trimethylpentane	0.50	0.060 J	2.3	0.28 J
Benzene	0.50	Not Detected	1.6	Not Detected
1,2-Dichloroethane	0.50	Not Detected	2.0	Not Detected
Heptane	0.50	Not Detected	2.0	Not Detected
Trichloroethene	0.50	Not Detected	2.7	Not Detected
1,2-Dichloropropane	0.50	Not Detected	2.3	Not Detected
1,4-Dioxane	2.0	Not Detected	7.2	Not Detected
Bromodichloromethane	0.50	Not Detected	3.4	Not Detected
cis-1,3-Dichloropropene	0.50	Not Detected	2.3	Not Detected
4-Methyl-2-pentanone	0.50	Not Detected	2.0	Not Detected
Toluene	0.50	0.17 J	1.9	0.65 J
trans-1,3-Dichloropropene	0.50	0.080 J	2.3	0.36 J
1,1,2-Trichloroethane	0.50	Not Detected	2.7	Not Detected
Tetrachloroethene	0.50	0.18 J	3.4	1.2 J

Air Toxics LTD.
Laboratory Services Since 1989

Client Sample ID: Lab Blank

Lab ID#: 1111140A-06A

EPA METHOD TO-15 GC/MS FULL SCAN

File Name:	**o110828a**	**Date of Collection: NA**	
Dil. Factor:	**1.00**	**Date of Analysis: 11/9/11 07:47 AM**	

Compound	Rpt. Limit (ppbv)	Amount (ppbv)	Rpt. Limit (ug/m3)	Amount (ug/m3)
2-Hexanone	2.0	Not Detected	8.2	Not Detected
Dibromochloromethane	0.50	Not Detected	4.2	Not Detected
1,2-Dibromoethane (EDB)	0.50	Not Detected	3.8	Not Detected
Chlorobenzene	0.50	0.34 J	2.3	1.6 J
Ethyl Benzene	0.50	Not Detected	2.2	Not Detected
m,p-Xylene	0.50	Not Detected	2.2	Not Detected
o-Xylene	0.50	Not Detected	2.2	Not Detected
Styrene	0.50	Not Detected	2.1	Not Detected
Bromoform	0.50	0.10 J	5.2	1.0 J
Cumene	0.50	Not Detected	2.4	Not Detected
1,1,2,2-Tetrachloroethane	0.50	Not Detected	3.4	Not Detected
Propylbenzene	0.50	Not Detected	2.4	Not Detected
4-Ethyltoluene	0.50	Not Detected	2.4	Not Detected
1,3,5-Trimethylbenzene	0.50	Not Detected	2.4	Not Detected
1,2,4-Trimethylbenzene	0.50	Not Detected	2.4	Not Detected
1,3-Dichlorobenzene	0.50	0.073 J	3.0	0.44 J
1,4-Dichlorobenzene	0.50	0.10 J	3.0	0.61 J
alpha-Chlorotoluene	0.50	Not Detected	2.6	Not Detected
1,2-Dichlorobenzene	0.50	0.067 J	3.0	0.40 J
1,2,4-Trichlorobenzene	2.0	0.30 J	15	2.2 J
Hexachlorobutadiene	2.0	Not Detected	21	Not Detected
Butane	2.0	Not Detected	4.8	Not Detected
Isopentane	2.0	Not Detected	5.9	Not Detected

J = Estimated value.

Container Type: NA - Not Applicable

Surrogates	%Recovery	Method Limits
Toluene-d8	101	70-130
1,2-Dichloroethane-d4	103	70-130
4-Bromofluorobenzene	96	70-130

Air Toxics LTD.
Laboratory Services Since 1989

Client Sample ID: CCV

Lab ID#: 1111140A-07A

EPA METHOD TO-15 GC/MS FULL SCAN

File Name:	**o110824**	**Date of Collection: NA**
Dil. Factor:	**1.00**	**Date of Analysis: 11/8/11 10:40 PM**

Compound	%Recovery
Freon 12	113
Freon 114	112
Chloromethane	105
Vinyl Chloride	109
1,3-Butadiene	108
Bromomethane	112
Chloroethane	108
Freon 11	114
Ethanol	93
Freon 113	107
1,1-Dichloroethene	112
Acetone	101
2-Propanol	97
Carbon Disulfide	104
3-Chloropropene	116
Methylene Chloride	99
Methyl tert-butyl ether	104
trans-1,2-Dichloroethene	109
Hexane	99
1,1-Dichloroethane	105
2-Butanone (Methyl Ethyl Ketone)	104
cis-1,2-Dichloroethene	108
Tetrahydrofuran	95
Chloroform	105
1,1,1-Trichloroethane	106
Cyclohexane	102
Carbon Tetrachloride	111
2,2,4-Trimethylpentane	105
Benzene	102
1,2-Dichloroethane	102
Heptane	112
Trichloroethene	102
1,2-Dichloropropane	104
1,4-Dioxane	111
Bromodichloromethane	104
cis-1,3-Dichloropropene	108
4-Methyl-2-pentanone	111
Toluene	106
trans-1,3-Dichloropropene	107
1,1,2-Trichloroethane	103
Tetrachloroethene	100

Air Toxics LTD.
Laboratory Services Since 1989

Client Sample ID: CCV

Lab ID#: 1111140A-07A

EPA METHOD TO-15 GC/MS FULL SCAN

File Name:	**o110824**	**Date of Collection: NA**
Dil. Factor:	**1.00**	**Date of Analysis: 11/8/11 10:40 PM**

Compound	%Recovery
2-Hexanone	111
Dibromochloromethane	105
1,2-Dibromoethane (EDB)	106
Chlorobenzene	100
Ethyl Benzene	109
m,p-Xylene	111
o-Xylene	109
Styrene	112
Bromoform	107
Cumene	110
1,1,2,2-Tetrachloroethane	107
Propylbenzene	110
4-Ethyltoluene	110
1,3,5-Trimethylbenzene	114
1,2,4-Trimethylbenzene	113
1,3-Dichlorobenzene	107
1,4-Dichlorobenzene	106
alpha-Chlorotoluene	118
1,2-Dichlorobenzene	109
1,2,4-Trichlorobenzene	100
Hexachlorobutadiene	102
Butane	111
Isopentane	91

Container Type: NA - Not Applicable

Surrogates	%Recovery	Method Limits
Toluene-d8	104	70-130
1,2-Dichloroethane-d4	100	70-130
4-Bromofluorobenzene	100	70-130

Air Toxics LTD.
Laboratory Services Since 1989

Client Sample ID: LCS

Lab ID#: 1111140A-08A

EPA METHOD TO-15 GC/MS FULL SCAN

File Name:	**o110825**	**Date of Collection: NA**
Dil. Factor:	**1.00**	**Date of Analysis: 11/8/11 11:11 PM**

Compound	%Recovery
Freon 12	107
Freon 114	104
Chloromethane	97
Vinyl Chloride	105
1,3-Butadiene	100
Bromomethane	107
Chloroethane	104
Freon 11	106
Ethanol	85
Freon 113	100
1,1-Dichloroethene	114
Acetone	92
2-Propanol	88
Carbon Disulfide	119
3-Chloropropene	123
Methylene Chloride	89
Methyl tert-butyl ether	97
trans-1,2-Dichloroethene	114
Hexane	91
1,1-Dichloroethane	98
2-Butanone (Methyl Ethyl Ketone)	95
cis-1,2-Dichloroethene	102
Tetrahydrofuran	84
Chloroform	101
1,1,1-Trichloroethane	100
Cyclohexane	93
Carbon Tetrachloride	106
2,2,4-Trimethylpentane	96
Benzene	94
1,2-Dichloroethane	95
Heptane	99
Trichloroethene	96
1,2-Dichloropropane	96
1,4-Dioxane	96
Bromodichloromethane	97
cis-1,3-Dichloropropene	102
4-Methyl-2-pentanone	97
Toluene	97
trans-1,3-Dichloropropene	99
1,1,2-Trichloroethane	95
Tetrachloroethene	91

Air Toxics LTD.
Laboratory Services Since 1989

Client Sample ID: LCS

Lab ID#: 1111140A-08A

EPA METHOD TO-15 GC/MS FULL SCAN

File Name:	**o110825**	**Date of Collection: NA**	
Dil. Factor:	**1.00**	**Date of Analysis: 11/8/11 11:11 PM**	

Compound	**%Recovery**
2-Hexanone	93
Dibromochloromethane	97
1,2-Dibromoethane (EDB)	99
Chlorobenzene	92
Ethyl Benzene	100
m,p-Xylene	102
o-Xylene	100
Styrene	101
Bromoform	97
Cumene	101
1,1,2,2-Tetrachloroethane	100
Propylbenzene	102
4-Ethyltoluene	97
1,3,5-Trimethylbenzene	100
1,2,4-Trimethylbenzene	102
1,3-Dichlorobenzene	98
1,4-Dichlorobenzene	94
alpha-Chlorotoluene	108
1,2-Dichlorobenzene	101
1,2,4-Trichlorobenzene	95
Hexachlorobutadiene	97
Butane	106
Isopentane	85

Container Type: NA - Not Applicable

Surrogates	**%Recovery**	**Method Limits**
Toluene-d8	103	70-130
1,2-Dichloroethane-d4	101	70-130
4-Bromofluorobenzene	101	70-130

Air Toxics LTD.
Laboratory Services Since 1989

Client Sample ID: LCSD

Lab ID#: 1111140A-08AA

EPA METHOD TO-15 GC/MS FULL SCAN

File Name:	**o110826**	**Date of Collection: NA**
Dil. Factor:	**1.00**	**Date of Analysis: 11/8/11 11:28 PM**

Compound	%Recovery
Freon 12	101
Freon 114	101
Chloromethane	94
Vinyl Chloride	102
1,3-Butadiene	97
Bromomethane	102
Chloroethane	98
Freon 11	103
Ethanol	81
Freon 113	96
1,1-Dichloroethene	110
Acetone	97
2-Propanol	88
Carbon Disulfide	116
3-Chloropropene	125
Methylene Chloride	88
Methyl tert-butyl ether	96
trans-1,2-Dichloroethene	110
Hexane	90
1,1-Dichloroethane	96
2-Butanone (Methyl Ethyl Ketone)	92
cis-1,2-Dichloroethene	96
Tetrahydrofuran	83
Chloroform	97
1,1,1-Trichloroethane	99
Cyclohexane	94
Carbon Tetrachloride	105
2,2,4-Trimethylpentane	97
Benzene	92
1,2-Dichloroethane	91
Heptane	96
Trichloroethene	94
1,2-Dichloropropane	94
1,4-Dioxane	93
Bromodichloromethane	96
cis-1,3-Dichloropropene	98
4-Methyl-2-pentanone	94
Toluene	95
trans-1,3-Dichloropropene	95
1,1,2-Trichloroethane	93
Tetrachloroethene	89

Air Toxics LTD.
Laboratory Services Since 1989

Client Sample ID: LCSD

Lab ID#: 1111140A-08AA

EPA METHOD TO-15 GC/MS FULL SCAN

File Name:	o110826	**Date of Collection: NA**
Dil. Factor:	1.00	**Date of Analysis: 11/8/11 11:28 PM**

Compound	%Recovery
2-Hexanone	91
Dibromochloromethane	94
1,2-Dibromoethane (EDB)	96
Chlorobenzene	91
Ethyl Benzene	97
m,p-Xylene	101
o-Xylene	100
Styrene	101
Bromoform	95
Cumene	100
1,1,2,2-Tetrachloroethane	99
Propylbenzene	100
4-Ethyltoluene	96
1,3,5-Trimethylbenzene	101
1,2,4-Trimethylbenzene	102
1,3-Dichlorobenzene	97
1,4-Dichlorobenzene	98
alpha-Chlorotoluene	105
1,2-Dichlorobenzene	101
1,2,4-Trichlorobenzene	96
Hexachlorobutadiene	94
Butane	98
Isopentane	85

Container Type: NA - Not Applicable

Surrogates	%Recovery	Method Limits
Toluene-d8	104	70-130
1,2-Dichloroethane-d4	99	70-130
4-Bromofluorobenzene	99	70-130

1111140

Shell Oil Products Chain Of Custody Record

URS

Air Toxics LTD.
Project Name: Roxana Soil Vapor
Project # 21562593.00010
Lab Vendor #

Please Check Appropriate Box: ☑ ENV. SERVICES ☐ MOTIVA RETAIL ☐ SHELL RETAIL ☐ MOTIVA SD&CM ☐ CONSULTANT ☐ LUBES ☐ SHELL PIPELINE ☐ OTHER

Print Bill To Contact Name: Thomas Adams

INCIDENT # (ENV SERVICES): 9 7 2 1 6 6 4 0 ☐ CHECK IF NO INCIDENT # APPLIES

DATE: 7-Nov-11

PO #

SAP #: 3 4 0 0 6 1

PAGE: 1 of 1

LOG CODE:

SAMPLING COMPANY: URS CORPORATION

SITE ADDRESS: Street and City: 900 SOUTH CENTRAL AVE – ROXANA

State: IL

GLOBAL ID NO.:

ADDRESS: 1001 HIGHLANDS PLAZA DRIVE WEST - SUITE 300; ST. LOUIS, MO 63110

EDF DELIVERABLE TO (Name, Company, Office Location): Elizabeth Kunkel, URS, St. Louis

PHONE NO.: 314-743-4179

E-MAIL: elizabeth.kunkel@urs.com

CONSULTANT PROJECT MANAGER: Roxana Soil Vapor

LABORATORY ADDRESS: Air Toxics, LTD 180 Blue Ravine Road, Suite B, Folsom, CA 95630-4719

TELEPHONE: 314-429-0100

FAX: 314-429-0462

Bill To Contact E-MAIL: thomas.adams@urs.com

SAMPLER NAME(S) (PRINT):

TURNAROUND TIME (CALENDAR DAYS): ☑ STANDARD (14 DAY) ☐ 5 DAYS ☐ 3 DAYS ☐ 2 DAYS ☐ 24 HOURS ☐ RESULTS NEEDED ON WEEKEND

☐ LA - RWQCB REPORT FORMAT ☑ UST AGENCY:

DELIVERABLES: ☐ LEVEL 1 ☐ LEVEL 2 ☐ LEVEL 3 ☑ LEVEL 4 ☐ OTHER (SPECIFY)

☑ SHELL CONTRACT RATE APPLIES
☑ STATE REIMBURSEMENT RATE APPLIES
☐ EDD NOT NEEDED
☑ RECEIPT VERIFICATION REQUESTED

REQUESTED ANALYSIS

Turn Around Time: ☑ Normal ☐ Rush ☐ Specify

Lab Use Only: Pressurized by: Date: Pressurization Gas: N_2 He

Lab Use Only	Field Sample Identification	Sampling Date	Sampling Time	Canister Number	Canister Pressure/Vacuum Initial	Final	Receipt	Final (psi)	Modified TO-15 + Butane & Isopentane	ASTM D-1946 + Helium	ASTM D-1946			Sample PID (ppm)
01A	VMP-21-25-110511	11/05/11	1045 - 1120	2185	-27	-8			X	X				
02A	VMP-21-33-110511	11/05/11	1157 - 1225	1471	-30	-10			X	X				
03A	VMP-1-23.5	11/06/11	1434 - 1501	20037	-30	-9.5			X	X				
04A	VMP-9-25.5-110711	11/07/11	1336 - 1410	2668	-30	-8			X	X				
05A	VMP-9-25.5-110711-DUP	11/07/11	1336 - 1440	2631	-27.5	-5			X	X				

ADDITIONAL NOTES:

- 14 day hold time
- Report results between MDL and RL
- Level IV ECVP

Relinquished by: (Signature)	Received by: (Signature)	Date:	Time:
[signature]	FedEx	11/7/11	1800
Relinquished by: (Signature)	Received by: (Signature)	Date:	Time:
	[signature]	11/8/11	0900
Relinquished by: (Signature)	Received by: (Signature)	Date:	Time:

05/2008 Revision

FedEx

CUSTODY SEAL INTACT? Y N NA

Air Toxics LTD.
Laboratory Services Since 1989

11/21/2011
Mr. Jeff Adams
URS Corporation
1001 Highlands Plaza Dr. West
Suite 300
St. Louis MO 63110

Project Name: Roxana Soil Vapor
Project #: 21562593.00010
Workorder #: 1111140B

Dear Mr. Jeff Adams

The following report includes the data for the above referenced project for sample(s) received on 11/8/2011 at Air Toxics Ltd.

The data and associated QC analyzed by Modified ASTM D-1946 are compliant with the project requirements or laboratory criteria with the exception of the deviations noted in the attached case narrative.

Thank you for choosing Air Toxics Ltd. for your air analysis needs. Air Toxics Ltd. is committed to providing accurate data of the highest quality. Please feel free to contact the Project Manager: Kelly Buettner at 916-985-1000 if you have any questions regarding the data in this report.

Regards,

Kelly Buettner

Kelly Buettner
Project Manager

Reviewed on 12/6/2011

180 BLUE RAVINE ROAD, SUITE B FOLSOM, CA - 95630
(916) 985-1000 .FAX (916) 985-1020
Hours 6:30 A.M to 5:30 PST

Air Toxics LTD.
Laboratory Services Since 1989

WORK ORDER #: 1111140B

Work Order Summary

CLIENT:	Mr. Jeff Adams URS Corporation 1001 Highlands Plaza Dr. West Suite 300 St. Louis, MO 63110	**BILL TO:**	Accounts Payable Austin URS Corporation P.O. BOX 203970 Austin, TX 78720-1088
PHONE:	314-429-0100	**P.O. #**	21562593.00009
FAX:		**PROJECT #**	21562593.00010 Roxana Soil Vapor
DATE RECEIVED:	11/08/2011	**CONTACT:**	Kelly Buettner
DATE COMPLETED:	11/21/2011		

FRACTION #	NAME	TEST	RECEIPT VAC./PRES.	FINAL PRESSURE
01A	VMP-21-25-110511	Modified ASTM D-1946	6.0 "Hg	5 psi
02A	VMP-21-33-110511	Modified ASTM D-1946	9.0 "Hg	5 psi
03A	VMP-1-23.5-110611	Modified ASTM D-1946	8.0 "Hg	5 psi
04A	VMP-9-25.5-110711	Modified ASTM D-1946	8.5 "Hg	5 psi
05A	VMP-9-25.5-110711-DUP	Modified ASTM D-1946	5.0 "Hg	5 psi
06A	Lab Blank	Modified ASTM D-1946	NA	NA
06B	Lab Blank	Modified ASTM D-1946	NA	NA
07A	LCS	Modified ASTM D-1946	NA	NA
07AA	LCSD	Modified ASTM D-1946	NA	NA

CERTIFIED BY: Linda J. Freeman

Laboratory Director

DATE: 11/21/11

Certfication numbers: AZ Licensure AZ0719, CA NELAP - 02110CA, LA NELAP - 02089, NY NELAP - 11291, TX NELAP - T104704434-11-3, UT NELAP -CA009332011-1, WA NELAP - C935
Name of Accrediting Agency: NELAP/Florida Department of Health, Scope of Application: Clean Air Act, Accreditation number: E87680, Effective date: 07/01/11 , Expiration date: 06/30/12.
Air Toxics Ltd. certifies that the test results contained in this report meet all requirements of the NELAC standards

This report shall not be reproduced, except in full, without the written approval of Air Toxics Ltd.

180 BLUE RAVINE ROAD, SUITE B FOLSOM, CA - 95630
(916) 985-1000 . (800) 985-5955 . FAX (916) 985-1020

LABORATORY NARRATIVE
Modified ASTM D-1946
URS Corporation
Workorder# 1111140B

Five 1 Liter Summa Canister samples were received on November 08, 2011. The laboratory performed analysis via Modified ASTM Method D-1946 for Methane and fixed gases in air using GC/FID or GC/TCD. The method involves direct injection of 1.0 mL of sample.

On the analytical column employed for this analysis, Oxygen coelutes with Argon. The corresponding peak is quantitated as Oxygen.

Since Nitrogen is used to pressurize samples, the reported Nitrogen values are calculated by adding all the sample components and subtracting from 100%.

Method modifications taken to run these samples are summarized in the table below. Specific project requirements may over-ride the ATL modifications.

Requirement	*ASTM D-1946*	*ATL Modifications*
Calibration	A single point calibration is performed using a reference standard elosely matching the composition of the unknown.	A 3-point calibration curve is performed. Quantitation is based on a daily calibration standard which may or may not resemble the composition of the associated samples.
Reference Standard	The composition of any referenee standard must be known to within 0.01 mol % for any component.	The standards used by ATL are blended to a >/= 95% accuracy.
Sample Injection Volume	Components whose concentrations are in excess of 5 % should not be analyzed by using sample volumes greater than 0.5 mL.	The sample container is connected directly to a fixed volume sample loop of 1.0 mL on the GC. Linear range is defined by the calibration curve. Bags are loaded by vacuum.
Normalization	Normalize the mole percent values by multiplying each value by 100 and dividing by the sum of the original values. The sum of the original values should not differ from 100% by more than 1.0%.	Results are not normalized. The sum of the reported values can differ from 100% by as much as 15%, either due to analytical variability or an unusual sample matrix.
Precision	Precision requirements established at each concentration level.	Duplicates should agree within 25% RPD for detections > 5 X's the RL.

Receiving Notes

There were no receiving discrepancies.

Analytical Notes

As per project specific client request the laboratory has reported estimated values for target compound hits that are below the Reporting Limit but greater than the Method Detection Limit.

Definition of Data Qualifying Flags

Seven qualifiers may have been used on the data analysis sheets and indicate as follows:
B - Compound present in laboratory blank greater than reporting limit.
J - Estimated value.
E - Exceeds instrument calibration range.
S - Saturated peak.
Q - Exceeds quality control limits.
U - Compound analyzed for but not detected above the detection limit.
M - Reported value may be biased due to apparent matrix interferences.
File extensions may have been used on the data analysis sheets and indicates as follows:
a-File was requantified
b-File was quantified by a second column and detector
r1-File was requantified for the purpose of reissue

Air Toxics LTD.
Laboratory Services Since 1989

Summary of Detected Compounds
NATURAL GAS ANALYSIS BY MODIFIED ASTM D-1946

Client Sample ID: VMP-21-25-110511

Lab ID#: 1111140B-01A

Compound	Rpt. Limit (%)	Amount (%)
Oxygen	0.17	2.0
Nitrogen	0.17	89
Methane	0.00017	0.24
Carbon Dioxide	0.017	9.1
Ethane	0.0017	0.000086 J
Helium	0.084	0.0034 J

Client Sample ID: VMP-21-33-110511

Lab ID#: 1111140B-02A

Compound	Rpt. Limit (%)	Amount (%)
Oxygen	0.19	1.9
Nitrogen	0.19	91
Methane	0.00019	0.20
Carbon Dioxide	0.019	7.0
Helium	0.096	0.0030 J

Client Sample ID: VMP-1-23.5-110611

Lab ID#: 1111140B-03A

Compound	Rpt. Limit (%)	Amount (%)
Oxygen	0.18	1.5
Nitrogen	0.18	80
Methane	0.00018	7.0
Carbon Dioxide	0.018	10
Ethane	0.0018	0.0029
Helium	0.092	0.089 J

Client Sample ID: VMP-9-25.5-110711

Lab ID#: 1111140B-04A

Air Toxics LTD.
Laboratory Services Since 1989

Summary of Detected Compounds
NATURAL GAS ANALYSIS BY MODIFIED ASTM D-1946

Client Sample ID: VMP-9-25.5-110711

Lab ID#: 1111140B-04A

Compound	Rpt. Limit (%)	Amount (%)
Oxygen	0.19	1.9
Nitrogen	0.19	81
Methane	0.00019	1.1
Carbon Dioxide	0.019	16
Ethane	0.0019	0.000059 J
Helium	0.094	0.0034 J

Client Sample ID: VMP-9-25.5-11071I-DUP

Lab ID#: 1111140B-05A

Compound	Rpt. Limit (%)	Amount (%)
Oxygen	0.16	1.6
Nitrogen	0.16	82
Methane	0.00016	1.0
Carbon Dioxide	0.016	15
Ethane	0.0016	0.000055 J
Helium	0.080	0.0058 J

Air Toxics LTD.
Laboratory Services Since 1989

Client Sample ID: VMP-21-25-110511

Lab ID#: 1111140B-01A

NATURAL GAS ANALYSIS BY MODIFIED ASTM D-1946

File Name:	**9111118**	**Date of Collection:**	**11/5/11 11:20:00 AM**
Dil. Factor:	**1.68**	**Date of Analysis:**	**11/11/11 03:20 PM**

Compound	**Rpt. Limit (%)**	**Amount (%)**
Oxygen	0.17	2.0
Nitrogen	0.17	89
Carbon Monoxide	0.017	Not Detected
Methane	0.00017	0.24
Carbon Dioxide	0.017	9.1
Ethane	0.0017	0.000086 J
Ethene	0.0017	Not Detected
Helium	0.084	0.0034 J

J = Estimated value.

Container Type: 1 Liter Summa Canister

Air Toxics LTD.
Laboratory Services Since 1989

Client Sample ID: VMP-21-33-110511

Lab ID#: 1111140B-02A

NATURAL GAS ANALYSIS BY MODIFIED ASTM D-1946

File Name:	**9111117**	**Date of Collection:**	**11/5/11 12:25:00 PM**
Dil. Factor:	**1.91**	**Date of Analysis:**	**11/11/11 02:57 PM**

Compound	**Rpt. Limit (%)**	**Amount (%)**
Oxygen	0.19	1.9
Nitrogen	0.19	91
Carbon Monoxide	0.019	Not Detected
Methane	0.00019	0.20
Carbon Dioxide	0.019	7.0
Ethane	0.0019	Not Detected
Ethene	0.0019	Not Detected
Helium	0.096	0.0030 J

J = Estimated value.

Container Type: 1 Liter Summa Canister

Air Toxics LTD.
Laboratory Services Since 1989

Client Sample ID: VMP-1-23.5-110611

Lab ID#: 1111140B-03A

NATURAL GAS ANALYSIS BY MODIFIED ASTM D-1946

File Name:	**9111119**	**Date of Collection:**	**11/6/11 3:02:00 PM**
Dil. Factor:	**1.83**	**Date of Analysis:**	**11/11/11 03:43 PM**

Compound	**Rpt. Limit (%)**	**Amount (%)**
Oxygen	0.18	1.5
Nitrogen	0.18	80
Carbon Monoxide	0.018	Not Detected
Methane	0.00018	7.0
Carbon Dioxide	0.018	10
Ethane	0.0018	0.0029
Ethene	0.0018	Not Detected
Helium	0.092	0.089 J

J = Estimated value.

Container Type: 1 Liter Summa Canister

Air Toxics LTD.
Laboratory Services Since 1989

Client Sample ID: VMP-9-25.5-110711

Lab ID#: 1111140B-04A

NATURAL GAS ANALYSIS BY MODIFIED ASTM D-1946

File Name:	**9111120**	**Date of Collection:**	**11/7/11 2:10:00 PM**
Dil. Factor:	**1.87**	**Date of Analysis:**	**11/11/11 04:05 PM**

Compound	**Rpt. Limit (%)**	**Amount (%)**
Oxygen	0.19	1.9
Nitrogen	0.19	81
Carbon Monoxide	0.019	Not Detected
Methane	0.00019	1.1
Carbon Dioxide	0.019	16
Ethane	0.0019	0.000059 J
Ethene	0.0019	Not Detected
Helium	0.094	0.0034 J

J = Estimated value.

Container Type: 1 Liter Summa Canister

Air Toxics LTD.
Laboratory Services Since 1989

Client Sample ID: VMP-9-25.5-110711-DUP

Lab ID#: 1111140B-05A

NATURAL GAS ANALYSIS BY MODIFIED ASTM D-1946

File Name:	**9111121**	**Date of Collection:**	**11/7/11 2:40:00 PM**
Dil. Factor:	**1.61**	**Date of Analysis:**	**11/11/11 04:34 PM**

Compound	**Rpt. Limit (%)**	**Amount (%)**
Oxygen	0.16	1.6
Nitrogen	0.16	82
Carbon Monoxide	0.016	Not Detected
Methane	0.00016	1.0
Carbon Dioxide	0.016	15
Ethane	0.0016	0.000055 J
Ethene	0.0016	Not Detected
Helium	0.080	0.0058 J

J = Estimated value.

Container Type: 1 Liter Summa Canister

Air Toxics LTD.
Laboratory Services Since 1989

Client Sample ID: Lab Blank

Lab ID#: 1111140B-06A

NATURAL GAS ANALYSIS BY MODIFIED ASTM D-1946

File Name:	**9111105a**	**Date of Collection: NA**	
Dil. Factor:	**1.00**	**Date of Analysis: 11/11/11 09:26 AM**	

Compound	**Rpt. Limit (%)**	**Amount (%)**
Oxygen	0.10	0.012 J
Nitrogen	0.10	0.070 J
Carbon Monoxide	0.010	Not Detected
Methane	0.00010	Not Detected
Carbon Dioxide	0.010	Not Detected
Ethane	0.0010	Not Detected
Ethene	0.0010	Not Detected

J = Estimated value.

Container Type: NA - Not Applicable

Air Toxics LTD.
Laboratory Services Since 1989

Client Sample ID: Lab Blank

Lab ID#: 1111140B-06B

NATURAL GAS ANALYSIS BY MODIFIED ASTM D-1946

File Name:	**9111104b**	**Date of Collection: NA**	
Dil. Factor:	**1.00**	**Date of Analysis: 11/11/11 09:04 AM**	

Compound	**Rpt. Limit (%)**	**Amount (%)**
Helium	0.050	Not Detected

Container Type: NA - Not Applicable

Air Toxics LTD.
Laboratory Services Since 1989

Client Sample ID: LCS

Lab ID#: 1111140B-07A

NATURAL GAS ANALYSIS BY MODIFIED ASTM D-1946

File Name:	**9111102**	**Date of Collection: NA**	
Dil. Factor:	**1.00**	**Date of Analysis: 11/11/11 08:08 AM**	

Compound	%Recovery
Oxygen	102
Nitrogen	101
Carbon Monoxide	99
Methane	97
Carbon Dioxide	101
Ethane	99
Ethene	98
Helium	93

Container Type: NA - Not Applicable

Air Toxics LTD.
Laboratory Services Since 1989

Client Sample ID: LCSD

Lab ID#: 1111140B-07AA

NATURAL GAS ANALYSIS BY MODIFIED ASTM D-1946

File Name:	**9111122**	**Date of Collection: NA**	
Dil. Factor:	**1.00**	**Date of Analysis: 11/11/11 04:57 PM**	

Compound	**%Recovery**
Oxygen	99
Nitrogen	101
Carbon Monoxide	97
Methane	100
Carbon Dioxide	101
Ethane	103
Ethene	101
Helium	92

Container Type: NA - Not Applicable

1111140

Shell Oil Products Chain Of Custody Record

URS

Air Toxics LTD.
Project Name: Roxana Soil Vapor
Project # 21562593.00010

Lab Vendor #

Please Check Appropriate Box:
☒ ENV. SERVICES ☐ MOTIVA RETAIL ☐ SHELL RETAIL
☐ MOTIVA SD&CM ☐ CONSULTANT ☐ LUBES
☐ SHELL PIPELINE ☐ OTHER _____

Print Bill To Contact Name: Thomas Adams

INCIDENT # (ENV SERVICES): 9 7 2 1 6 6 4 0

☐ CHECK IF NO INCIDENT # APPLIES

DATE: 7-Nov-11

PAGE: 1 of 1

PO #

SAP #: 3 4 0 0 6 1

SAMPLING COMPANY: URS CORPORATION

LOG CODE:

SITE ADDRESS: Street and City: 900 SOUTH CENTRAL AVE – ROXANA

State: IL

GLOBAL ID NO.:

ADDRESS: 1001 HIGHLANDS PLAZA DRIVE WEST - SUITE 300; ST. LOUIS, MO 63110

EDF DELIVERABLE TO (Name, Company, Office Location): Elizabeth Kunkel, URS, St. Louis

PHONE NO.: 314-743-4179

E-MAIL: elizabeth.kunkel@urs.com

CONSULTANT PROJECT NAME: Roxana Soil Vapor

Laboratory Address: Air Toxics, LTD 180 Blue Ravine Road, Suite B, Folsom, CA 95630-4719

TELEPHONE: 314-429-0100

FAX: 314-429-0462

Bill To Contact Name: thomas.adams@urs.com

SAMPLER NAME(S) (PRINT):

TURNAROUND TIME (CALENDAR DAYS):
☒ STANDARD (14 DAY) ☐ 5 DAYS ☐ 3 DAYS ☐ 2 DAYS ☐ 24 HOURS ☐ RESULTS NEEDED ON WEEKEND

☐ LA - RWQCB REPORT FORMAT ☒ UST AGENCY:

DELIVERABLES: ☐ LEVEL 1 ☐ LEVEL 2 ☐ LEVEL 3 ☒ LEVEL 4 ☐ OTHER (SPECIFY) _____

☒ SHELL CONTRACT RATE APPLIES
☒ STATE REIMBURSEMENT RATE APPLIES
☐ EDD NOT NEEDED
☒ RECEIPT VERIFICATION REQUESTED

REQUESTED ANALYSIS

Turn Around Time: ☒ Normal ☐ Rush Specify

Lab Use Only
Pressurized by:
Date:
Pressurization Gas: N_2 He

Lab Use Only	Field Sample Identification	SAMPLING DATE	SAMPLING TIME	Canister Number	Canister Pressure/Vacuum Initial	Final	Receipt	Final (psi)	Modified TO-15 + Butane & Isopentane	ASTM D-1946 + Helium	ASTM D-1946		Sample PID (ppm)
01A	VMP-21-25-110511	11/05/11	1045 - 1120	2185	-27	-8			X	X			
02A	VMP-21-33-110511	11/05/11	1157 - 1225	1471	-30	-10			X	X			
03A	VMP-1-23.5	11/06/11	1434 - 1501	20037	-30	-9.5			X	X			
04A	VMP-9-25.5-110711	11/07/11	1336 - 1410	2668	-30	-8			X	X			
05A	VMP-9-25.5-110711-DUP	11/07/11	1336 - 1440	2631	-27.5	-5			X	X			

ADDITIONAL NOTES:
- 14 day hold time
- Report results between MDL and RL
- Level IV ECVP

Relinquished by: (Signature)	Received by: (Signature)	Date:	Time:
[signature]	FedEx	11/7/11	1800
	[signature]	11.8.11	0900

05/2/08 Revision

FedEx

CUSTODY SEAL INTACT?
Y N NO

Roxana Soil Vapor Quarterly – 4th Quarter 2011 Data Review

Laboratory SDG: 1111149A, B

Data Reviewer: Melissa Mansker

Peer Reviewer: Elizabeth Kunkel

Date Reviewed: 12/6/2011

Guidance: USEPA National Functional Guidelines for Superfund Organic Methods Data Review 2008

Sample Identification	Sample Identification
VMP-10-5-110411	VMP-10-10-110411
VMP-10-10-110411-DUP	VMP-10-20-110411
VMP-20-25-110511	VMP-22-18-110511
VMP-23-25-110511	VMP-24-22-110611
VMP-24-34-110611	VMP-8-23.5-110611
VMP-2-5-110711	VMP-2-8.5-110711

1.0 Data Package Completeness

Were all items delivered as specified in the QAPP and COC as appropriate?

Yes

2.0 Laboratory Case Narrative \ Cooler Receipt Form

Were problems noted in the laboratory case narrative or cooler receipt form?

Yes, the laboratory case narrative indicated sample VMP-2-8.5-110711 was diluted due to high levels of target analytes. Although not indicated in the laboratory case narrative, analytes were detected in the method blank. TO-15 LCS Freon 11 recovery was outside evaluation criteria. In addition, field duplicate pair, VMP-10-10-110411/VMP-10-10-110411-DUP were qualified due to a greater than two times (2X) the reporting level difference between results.

No issues or discrepancies were noted in the cooler receipt form.

3.0 Holding Times

Were samples extracted/analyzed within applicable limits?

Yes

4.0 Blank Contamination

Were any analytes detected in the Method Blanks, Field Blanks or Trip Blanks?

Yes

Blank ID	Parameter	Analyte	Concentration/ Amount
1111149A-13A	TO-15	Ethanol	0.46 ppbv / 0.88 µg/m^3
1111149A-13A	TO-15	4-Ethyltoluene	0.072 ppbv / 0.35 µg/m^3

Blank ID	Parameter	Analyte	Concentration/ Amount
1111149A-13A	TO-15	1,3,5-Trimethylbenzene	0.075 ppbv / 0.37 µg/m^3
1111149A-13A	TO-15	1,2,4-Trimethylbenzene	0.15 ppbv / 0.72 µg/m^3
1111149A-13A	TO-15	1,3-Dichlorobenzene	0.18 ppbv / 1.1 µg/m^3
1111149A-13A	TO-15	1,4-Dichlorobenzene	0.21 ppbv / 1.2 µg/m^3
1111149A-13A	TO-15	alpha-Chlorotoluene	0.14 ppbv / 0.71 µg/m^3
1111149A-13A	TO-15	1,2-Dichlorobenzene	0.21 ppbv / 1.3 µg/m^3
1111149A-13A	TO-15	1,2,4-Trichlorobenzene	0.51 ppbv / 3.8 µg/m^3
1111149A-13B	TO-15	Carbon disulfide	0.24 ppbv / 0.74 µg/m^3
1111149A-13B	TO-15	Hexane	0.15 ppbv / 0.53 µg/m^3
1111149A-13B	TO-15	Chloroform	0.081 ppbv / 0.39 µg/m^3
1111149A-13B	TO-15	Benzene	0.11 ppbv / 0.34 µg/m^3
1111149A-13B	TO-15	1,2-Dichloroethane	0.11 ppbv / 0.45 µg/m^3
1111149A-13B	TO-15	Trichloroethene	0.17 ppbv / 0.92 µg/m^3
1111149A-13B	TO-15	Bromodichloromethane	0.080 ppbv / 0.54 µg/m^3
1111149A-13B	TO-15	cis-1,3-Dichloropropene	0.073 ppbv / 0.33 µg/m^3
1111149A-13B	TO-15	Toluene	0.13 ppbv / 0.48 µg/m^3
1111149A-13B	TO-15	trans-1,3-Dichloropropene	0.10 ppbv / 0.45 µg/m^3
1111149A-13B	TO-15	Tetrachloroethene	0.18 ppbv / 1.2 µg/m^3
1111149A-13B	TO-15	Dibromochloromethane	0.10 ppbv / 0.88 µg/m^3
1111149A-13B	TO-15	1,2-Dibromoethane (EDB)	0.063 ppbv / 0.48 µg/m^3
1111149A-13B	TO-15	Chlorobenzene	0.23 ppbv / 1.1 µg/m^3
1111149A-13B	TO-15	Bromoform	0.094 ppbv / 0.97 µg/m^3
1111149A-13B	TO-15	1,3-Dichlorobenzene	0.11 ppbv / 0.64 µg/m^3
1111149A-13B	TO-15	1,4-Dichlorobenzene	0.11 ppbv / 0.68 µg/m^3
1111149A-13B	TO-15	alpha-Chlorotoluene	0.070 ppbv / 0.36 µg/m^3
1111149A-13B	TO-15	1,2-Dichlorobenzene	0.077 ppbv / 0.46 µg/m^3
1111149A-13B	TO-15	1,2,4-Trichlorobenzene	0.40 ppbv / 2.9 µg/m^3
1111149B-13A	Natural gases	Oxygen	0.012 %
1111149B-13A	Natural gases	Nitrogen	0.064 %

Qualifications due to blank contamination are included in the table below. Analytical data that were reported non-detect or at concentrations greater than five times (5X) the associated blank concentration did not require qualification.

Sample ID	Parameter	Analyte	New Reporting Limit (RL)	Qualification
VMP-10-5-110411	TO-15	4-Ethyltoluene	-	**U**
VMP-10-5-110411	TO-15	1,3,5-Trimethylbenzene	-	**U**
VMP-10-5-110411	TO-15	1,2,4-Trimethylbenzene	-	**U**
VMP-10-10-110411	TO-15	Carbon disulfide	-	**U**

Sample ID	Parameter	Analyte	New Reporting Limit (RL)	Qualification
VMP-10-10-110411	TO-15	Hexane	-	**U**
VMP-10-10-110411	TO-15	Trichloroethene	-	**U**
VMP-10-10-110411	TO-15	Bromodichloromethane	-	**U**
VMP-10-10-110411	TO-15	Tetrachloroethene	-	**U**
VMP-10-10-110411	TO-15	Chlorobenzene	-	**U**
VMP-10-10-110411	TO-15	Bromoform	-	**U**
VMP-10-10-110411-DUP	TO-15	Carbon disulfide	-	**U**
VMP-10-10-110411-DUP	TO-15	Hexane	-	**U**
VMP-10-10-110411-DUP	TO-15	Trichloroethene	-	**U**
VMP-10-10-110411-DUP	TO-15	Tetrachloroethene	-	**U**
VMP-10-10-110411-DUP	TO-15	Dibromochloromethane	-	**U**
VMP-10-10-110411-DUP	TO-15	Chlorobenzene	-	**U**
VMP-10-10-110411-DUP	TO-15	Bromoform	-	**U**
VMP-10-20-110411	TO-15	Carbon disulfide	-	**U**
VMP-10-20-110411	TO-15	Tetrachloroethene	-	**U**
VMP-10-20-110411	TO-15	Chlorobenzene	-	**U**
VMP-10-20-110411	TO-15	Bromoform	-	**U**
VMP-20-25-110511	TO-15	Carbon disulfide	-	**U**
VMP-20-25-110511	TO-15	Hexane	-	**U**
VMP-20-25-110511	TO-15	Tetrachloroethene	-	**U**
VMP-20-25-110511	TO-15	Chlorobenzene	-	**U**
VMP-20-25-110511	TO-15	Bromoform	-	**U**
VMP-22-18-110511	TO-15	Carbon disulfide	-	**U**
VMP-22-18-110511	TO-15	Hexane	-	**U**
VMP-22-18-110511	TO-15	Trichloroethene	-	**U**
VMP-22-18-110511	TO-15	Bromodichloromethane	-	**U**
VMP-22-18-110511	TO-15	Tetrachloroethene	-	**U**
VMP-22-18-110511	TO-15	Chlorobenzene	-	**U**
VMP-22-18-110511	TO-15	Bromoform	-	**U**
VMP-23-25-110511	TO-15	Carbon disulfide	-	**U**
VMP-23-25-110511	TO-15	Hexane	-	**U**
VMP-23-25-110511	TO-15	Trichloroethene	-	**U**
VMP-23-25-110511	TO-15	Bromodichloromethane	-	**U**
VMP-23-25-110511	TO-15	Tetrachloroethene	-	**U**
VMP-23-25-110511	TO-15	Chlorobenzene	-	**U**
VMP-23-25-110511	TO-15	Bromoform	-	**U**

Sample ID	Parameter	Analyte	New Reporting Limit (RL)	Qualification
VMP-24-22-110611	TO-15	Carbon disulfide	-	**U**
VMP-24-22-110611	TO-15	Chloroform	-	**U**
VMP-24-22-110611	TO-15	Trichloroethene	-	**U**
VMP-24-22-110611	TO-15	Tetrachloroethene	-	**U**
VMP-24-22-110611	TO-15	Chlorobenzene	-	**U**
VMP-24-22-110611	TO-15	Bromoform	-	**U**
VMP-24-34-110311	TO-15	Carbon disulfide	-	**U**
VMP-24-34-110311	TO-15	Hexane	-	**U**
VMP-24-34-110311	TO-15	Trichloroethene	-	**U**
VMP-24-34-110311	TO-15	Tetrachloroethene	-	**U**
VMP-24-34-110311	TO-15	Chlorobenzene	-	**U**
VMP-24-34-110311	TO-15	Bromoform	-	**U**
VMP-8-23.5-110611	TO-15	Carbon disulfide	-	**U**
VMP-8-23.5-110611	TO-15	Tetrachloroethene	-	**U**
VMP-8-23.5-110611	TO-15	Chlorobenzene	-	**U**
VMP-8-23.5-110611	TO-15	Bromoform	-	**U**
VMP-2-5-110711	TO-15	Carbon disulfide	-	**U**
VMP-2-5-110711	TO-15	Hexane	-	**U**
VMP-2-5-110711	TO-15	Trichloroethene	-	**U**
VMP-2-5-110711	TO-15	Tetrachloroethene	-	**U**
VMP-2-5-110711	TO-15	Chlorobenzene	-	**U**
VMP-2-5-110711	TO-15	Bromoform	-	**U**

5.0 Laboratory Control Sample

Were LCS recoveries within evaluation criteria?

No

LCS/LCSD ID	Parameter	Analyte	LCS/LCSD Recovery	LCS/LCSD RPD	LCS/LCSD Criteria
1111149A-15A/AA	TO-15	Freon 11	**69**/70	1	70-130/25

Analytical data that required qualification based on LCS data are included in the table below.

Blank ID	Parameter	Analyte	Qualification
VMP-10-5-110411	TO-15	Freon 11	**J**
VMP-2-8.5-110711	TO-15	Freon 11	**UJ**

6.0 Surrogate Recoveries

Were surrogate recoveries within evaluation criteria?

Yes

7.0 Matrix Spike and Matrix Spike Duplicate Recoveries

Were MS/MSD samples analyzed as part of this SDG?

MS/MSD samples are not applicable for vapor samples, due to the inability to spike the samples.

8.0 Laboratory Duplicate Results

Were laboratory duplicate samples collected as part of this SDG?

No

9.0 Field Duplicate Results

Were field duplicate samples collected as part of this SDG?

Yes

Field ID	Field Duplicate ID
VMP-10-10-110411	VMP-10-10-110411-DUP

Were field duplicate sample RPDs within evaluation criteria?

No

Field ID	Field Duplicate ID	Parameter	Analyte	RPD	Qualification
VMP-10-10-110411	VMP-10-10-110411-DUP	TO-15	Acetone	**>2X RL**	**J/J**

10.0 Sample Dilutions

For samples that were diluted and nondetect, were undiluted results also reported?

Not applicable; analytes were detected in samples that were diluted.

11.0 Additional Qualifications

Were additional qualifications applied?

No

Air Toxics LTD.
Laboratory Services Since 1989

11/21/2011
Mr. Jeff Adams
URS Corporation
1001 Highlands Plaza Dr. West
Suite 300
St. Louis MO 63110

Project Name: Roxana Soil Vapor
Project #: 21562593.00010
Workorder #: 1111149A

Dear Mr. Jeff Adams

The following report includes the data for the above referenced project for sample(s) received on 11/8/2011 at Air Toxics Ltd.

The data and associated QC analyzed by Modified TO-15 are compliant with the project requirements or laboratory criteria with the exception of the deviations noted in the attached case narrative.

Thank you for choosing Air Toxics Ltd. for your air analysis needs. Air Toxics Ltd. is committed to providing accurate data of the highest quality. Please feel free to contact the Project Manager: Kelly Buettner at 916-985-1000 if you have any questions regarding the data in this report.

Regards,

Kelly Buettner

Kelly Buettner
Project Manager

Reviewed on 12/6/2011

180 BLUE RAVINE ROAD, SUITE B FOLSOM, CA - 95630
(916) 985-1000 .FAX (916) 985-1020
Hours 6:30 A.M to 5:30 PST

Air Toxics LTD.
Laboratory Services Since 1989

WORK ORDER #: 1111149A

Work Order Summary

CLIENT:	Mr. Jeff Adams URS Corporation 1001 Highlands Plaza Dr. West Suite 300 St. Louis, MO 63110	**BILL TO:**	Accounts Payable Austin URS Corporation P.O. BOX 203970 Austin, TX 78720-1088
PHONE:	314-429-0100	**P.O. #**	
FAX:		**PROJECT #**	21562593.00010 Roxana Soil Vapor
DATE RECEIVED:	11/08/2011	**CONTACT:**	Kelly Buettner
DATE COMPLETED:	11/21/2011		

FRACTION #	NAME	TEST	RECEIPT VAC./PRES.	FINAL PRESSURE
01A	VMP-10-5-110411	Modified TO-15	1.0 "Hg	5 psi
02A	VMP-10-10-110411	Modified TO-15	7.5 "Hg	5 psi
03A	VMP-10-10-110411-DUP	Modified TO-15	7.5 "Hg	5 psi
04A	VMP-10-20-110411	Modified TO-15	7.5 "Hg	5 psi
05A	VMP-20-25-110511	Modified TO-15	6.0 "Hg	5 psi
06A	VMP-22-18-110511	Modified TO-15	8.0 "Hg	5 psi
07A	VMP-23-25-110511	Modified TO-15	8.0 "Hg	5 psi
08A	VMP-24-22-110611	Modified TO-15	7.0 "Hg	5 psi
09A	VMP-24-34-110611	Modified TO-15	0.5 "Hg	5 psi
10A	VMP-8-23.5-110611	Modified TO-15	9.0 "Hg	5 psi
11A	VMP-2-5-110711	Modified TO-15	6.5 "Hg	5 psi
12A	VMP-2-8.5-110711	Modified TO-15	6.5 "Hg	5 psi
13A	Lab Blank	Modified TO-15	NA	NA
13B	Lab Blank	Modified TO-15	NA	NA
14A	CCV	Modified TO-15	NA	NA
14B	CCV	Modified TO-15	NA	NA
15A	LCS	Modified TO-15	NA	NA

Continued on next page

Air Toxics LTD.
Laboratory Services Since 1989

WORK ORDER #: 1111149A

Work Order Summary

CLIENT:	Mr. Jeff Adams URS Corporation 1001 Highlands Plaza Dr. West Suite 300 St. Louis, MO 63110	**BILL TO:**	Accounts Payable Austin URS Corporation P.O. BOX 203970 Austin, TX 78720-1088
PHONE:	314-429-0100	**P.O. #**	
FAX:		**PROJECT #**	21562593.00010 Roxana Soil Vapor
DATE RECEIVED:	11/08/2011	**CONTACT:**	Kelly Buettner
DATE COMPLETED:	11/21/2011		

FRACTION #	NAME	TEST	RECEIPT VAC./PRES.	FINAL PRESSURE
15AA	LCSD	Modified TO-15	NA	NA
15B	LCS	Modified TO-15	NA	NA
15BB	LCSD	Modified TO-15	NA	NA

CERTIFIED BY: Linda J. Freeman DATE: 11/21/11

Laboratory Director

Certfication numbers: AZ Licensure AZ0719, CA NELAP - 02110CA, LA NELAP - 02089,
NY NELAP - 11291, TX NELAP - T104704434-11-3, UT NELAP -CA009332011-1, WA NELAP - C935
Name of Accrediting Agency: NELAP/Florida Department of Health, Scope of Application: Clean Air Act,
Accreditation number: E87680, Effective date: 07/01/11 , Expiration date: 06/30/12.
Air Toxics Ltd. certifies that the test results contained in this report meet all requirements of the NELAC standards

This report shall not be reproduced, except in full, without the written approval of Air Toxics Ltd.

180 BLUE RAVINE ROAD, SUITE B FOLSOM, CA - 95630
(916) 985-1000 . (800) 985-5955 . FAX (916) 985-1020

LABORATORY NARRATIVE
EPA Method TO-15
URS Corporation
Workorder# 1111149A

Twelve 1 Liter Summa Canister samples were received on November 08, 2011. The laboratory performed analysis via EPA Method TO-15 using GC/MS in the full scan mode.

This workorder was independently validated prior to submittal using 'USEPA National Functional Guidelines' as generally applied to the analysis of volatile organic compounds in air. A rules-based, logic driven, independent validation engine was employed to assess completeness, evaluate pass/fail of relevant project quality control requirements and verification of all quantified amounts.

Receiving Notes

There were no receiving discrepancies.

Analytical Notes

Dilution was performed on sample VMP-2-8.5-110711 due to the presence of high level target species.

All Quality Control Limit exceedences and affected sample results are noted by flags. Each flag is defined at the bottom of this Case Narrative and on each Sample Result Summary page.

As per project specific client request the laboratory has reported estimated values for target compound hits that are below the Reporting Limit but greater than the Method Detection Limit. Concentrations that are below the level at which the canister was certified (0.2 ppbv for compounds reported at 0.5 ppbv and 0.8 ppbv for compounds reported at 2.0 ppbv) may be false positives.

Definition of Data Qualifying Flags

Eight qualifiers may have been used on the data analysis sheets and indicates as follows:

B - Compound present in laboratory blank greater than reporting limit (background subtraction not performed).
J - Estimated value.
E - Exceeds instrument calibration range.
S - Saturated peak.
Q - Exceeds quality control limits.
U - Compound analyzed for but not detected above the reporting limit.
UJ- Non-detected compound associated with low bias in the CCV and/or LCS.
N - The identification is based on presumptive evidence.

File extensions may have been used on the data analysis sheets and indicates as follows:
a-File was requantified

b-File was quantified by a second column and detector
r1-File was requantified for the purpose of reissue

Air Toxics LTD.
Laboratory Services Since 1989

Summary of Detected Compounds
EPA METHOD TO-15 GC/MS FULL SCAN

Client Sample ID: VMP-10-5-110411

Lab ID#: 1111149A-01A

Compound	Rpt. Limit (ppbv)	Amount (ppbv)	Rpt. Limit (ug/m3)	Amount (ug/m3)
Freon 12	0.70	0.36 J	3.4	1.8 J
Freon 11	0.70	0.15 J J	3.9	0.84 J J
Ethanol	2.8	5.8	5.2	11
Acetone	2.8	7.7	6.6	18
2-Propanol	2.8	6.5	6.8	16
Methylene Chloride	0.70	0.39 J	2.4	1.4 J
Hexane	0.70	0.18 J	2.4	0.62 J
2-Butanone (Methyl Ethyl Ketone)	2.8	2.4 J	8.2	7.1 J
Benzene	0.70	1.0	2.2	3.3
4-Methyl-2-pentanone	0.70	6.4	2.8	26
Toluene	0.70	3.0	2.6	11
2-Hexanone	2.8	0.16 J	11	0.65 J
Ethyl Benzene	0.70	0.20 J	3.0	0.86 J
m,p-Xylene	0.70	0.61 J	3.0	2.7 J
o-Xylene	0.70	0.20 J	3.0	0.85 J
Cumene	0.70	0.94	3.4	4.6
4-Ethyltoluene	0.70	~~0.19 J~~ U	3.4	~~0.92 J~~ U
1,3,5-Trimethylbenzene	0.70	~~0.12 J~~ U	3.4	~~0.60 J~~ U
1,2,4-Trimethylbenzene	0.70	~~0.41 J~~ U	3.4	~~2.0 J~~ U

Client Sample ID: VMP-10-10-110411

Lab ID#: 1111149A-02A

Compound	Rpt. Limit (ppbv)	Amount (ppbv)	Rpt. Limit (ug/m3)	Amount (ug/m3)
Freon 12	0.90	0.52 J	4.4	2.6 J
Freon 11	0.90	0.15 J	5.0	0.83 J
Ethanol	3.6	5.0	6.7	9.5
Acetone	3.6	5.2 J	8.5	12 J
2-Propanol	3.6	2.5 J	8.8	6.1 J
Carbon Disulfide	3.6	~~0.98 J~~ U	11	~~3.0 J~~ U
Methylene Chloride	0.90	0.57 J	3.1	2.0 J

Air Toxics LTD.
Laboratory Services Since 1989

Summary of Detected Compounds
EPA METHOD TO-15 GC/MS FULL SCAN

Client Sample ID: VMP-10-10-110411

Lab ID#: 1111149A-02A

Hexane	0.90	~~0.61 J~~ U	3.2	~~2.1 J~~ U
2-Butanone (Methyl Ethyl Ketone)	3.6	1.5 J	10	4.5 J
cis-1,2-Dichloroethene	0.90	0.78 J	3.5	3.1 J
2,2,4-Trimethylpentane	0.90	0.22 J	4.2	1.0 J
Benzene	0.90	2.0	2.8	6.3
Heptane	0.90	0.22 J	3.7	0.90 J
Trichloroethene	0.90	~~0.24 J~~ U	4.8	~~1.3 J~~ U
1,4-Dioxane	3.6	0.69 J	13	2.5 J
Bromodichloromethane	0.90	~~0.074 J~~ U	6.0	~~0.49 J~~ U
4-Methyl-2-pentanone	0.90	4.5	3.7	18
Toluene	0.90	2.7	3.4	10
Tetrachloroethene	0.90	~~0.55 J~~ U	6.1	~~3.7 J~~ U
2-Hexanone	3.6	0.20 J	15	0.81 J
Chlorobenzene	0.90	~~0.56 J~~ U	4.1	~~2.6 J~~ U
Ethyl Benzene	0.90	0.22 J	3.9	0.97 J
m,p-Xylene	0.90	0.66 J	3.9	2.9 J
o-Xylene	0.90	0.23 J	3.9	0.99 J
Bromoform	0.90	~~0.23 J~~ U	9.2	~~2.4 J~~ U
Cumene	0.90	1.2	4.4	6.1
Propylbenzene	0.90	0.096 J	4.4	0.47 J
4-Ethyltoluene	0.90	0.43 J	4.4	2.1 J
1,3,5-Trimethylbenzene	0.90	0.12 J	4.4	0.59 J
1,2,4-Trimethylbenzene	0.90	0.39 J	4.4	1.9 J

Client Sample ID: VMP-10-10-110411-DUP

Lab ID#: 1111149A-03A

Compound	Rpt. Limit (ppbv)	Amount (ppbv)	Rpt. Limit (ug/m3)	Amount (ug/m3)
Freon 12	0.90	0.53 J	4.4	2.6 J
Freon 11	0.90	0.16 J	5.0	0.93 J
Ethanol	3.6	8.7	6.7	16
Acetone	3.6	21 J	8.5	51 J
2-Propanol	3.6	2.3 J	8.8	5.7 J

Air Toxics LTD.
Laboratory Services Since 1989

Summary of Detected Compounds
EPA METHOD TO-15 GC/MS FULL SCAN

Client Sample ID: VMP-10-10-110411-DUP

Lab ID#: 1111149A-03A

Carbon Disulfide	3.6	~~0.35 J~~ U	11	~~1.1 J~~ U
Methylene Chloride	0.90	0.58 J	3.1	2.0 J
Hexane	0.90	~~0.59 J~~ U	3.2	~~2.1 J~~ U
2-Butanone (Methyl Ethyl Ketone)	3.6	3.4 J	10	10 J
cis-1,2-Dichloroethene	0.90	0.46 J	3.5	1.8 J
2,2,4-Trimethylpentane	0.90	0.16 J	4.2	0.76 J
Benzene	0.90	2.1	2.8	6.7
Heptane	0.90	0.45 J	3.7	1.8 J
Trichloroethene	0.90	~~0.24 J~~ U	4.8	~~1.3 J~~ U
1,2-Dichloropropane	0.90	0.14 J	4.1	0.64 J
4-Methyl-2-pentanone	0.90	3.8	3.7	16
Toluene	0.90	2.7	3.4	10
Tetrachloroethene	0.90	~~0.60 J~~ U	6.1	~~4.1 J~~ U
2-Hexanone	3.6	0.44 J	15	1.8 J
Dibromochloromethane	0.90	~~0.18 J~~ U	7.6	~~1.3 J~~ U
Chlorobenzene	0.90	~~0.53 J~~ U	4.1	~~2.4 J~~ U
Ethyl Benzene	0.90	0.21 J	3.9	0.91 J
m,p-Xylene	0.90	0.58 J	3.9	2.5 J
o-Xylene	0.90	0.26 J	3.9	1.1 J
Bromoform	0.90	~~0.20 J~~ U	9.2	~~2.1 J~~ U
Cumene	0.90	1.1	4.4	5.6
Propylbenzene	0.90	0.10 J	4.4	0.49 J
4-Ethyltoluene	0.90	0.39 J	4.4	1.9 J
1,3,5-Trimethylbenzene	0.90	0.095 J	4.4	0.47 J
1,2,4-Trimethylbenzene	0.90	0.30 J	4.4	1.5 J

Client Sample ID: VMP-10-20-110411

Lab ID#: 1111149A-04A

Compound	Rpt. Limit (ppbv)	Amount (ppbv)	Rpt. Limit (ug/m3)	Amount (ug/m3)
Freon 12	0.90	0.55 J	4.4	2.7 J
Freon 11	0.90	0.18 J	5.0	1.0 J
Ethanol	3.6	45	6.7	85

Air Toxics LTD.
Laboratory Services Since 1989

Summary of Detected Compounds
EPA METHOD TO-15 GC/MS FULL SCAN

Client Sample ID: VMP-10-20-110411

Lab ID#: 1111149A-04A

Acetone	3.6	6.0	8.5	14
2-Propanol	3.6	10	8.8	25
Carbon Disulfide	3.6	~~0.33 J~~ U	11	~~1.0 J~~ U
Methylene Chloride	0.90	0.50 J	3.1	1.7 J
Hexane	0.90	0.94	3.2	3.3
2-Butanone (Methyl Ethyl Ketone)	3.6	2.4 J	10	7.0 J
cis-1,2-Dichloroethene	0.90	0.29 J	3.5	1.1 J
Tetrahydrofuran	0.90	0.77 J	2.6	2.3 J
2,2,4-Trimethylpentane	0.90	0.26 J	4.2	1.2 J
Benzene	0.90	1.3	2.8	4.2
Heptane	0.90	0.48 J	3.7	2.0 J
4-Methyl-2-pentanone	0.90	7.6	3.7	31
Toluene	0.90	4.0	3.4	15
Tetrachloroethene	0.90	~~0.46 J~~ U	6.1	~~3.1 J~~ U
2-Hexanone	3.6	0.21 J	15	0.87 J
Chlorobenzene	0.90	~~0.53 J~~ U	4.1	~~2.4 J~~ U
Ethyl Benzene	0.90	0.22 J	3.9	0.94 J
m,p-Xylene	0.90	0.80 J	3.9	3.4 J
o-Xylene	0.90	0.25 J	3.9	1.1 J
Styrene	0.90	0.12 J	3.8	0.50 J
Bromoform	0.90	~~0.16 J~~ U	9.2	~~1.7 J~~ U
Cumene	0.90	1.2	4.4	5.7
Propylbenzene	0.90	0.086 J	4.4	0.42 J
4-Ethyltoluene	0.90	0.30 J	4.4	1.5 J
1,3,5-Trimethylbenzene	0.90	0.088 J	4.4	0.43 J
Butane	3.6	2.7 J	8.5	6.4 J
Isopentane	3.6	1.5 J	10	4.3 J

Client Sample ID: VMP-20-25-110511

Lab ID#: 1111149A-05A

Compound	Rpt. Limit (ppbv)	Amount (ppbv)	Rpt. Limit (ug/m3)	Amount (ug/m3)
Freon 12	0.84	0.53 J	4.2	2.6 J

Air Toxics LTD.
Laboratory Services Since 1989

Summary of Detected Compounds
EPA METHOD TO-15 GC/MS FULL SCAN

Client Sample ID: VMP-20-25-110511

Lab ID#: 1111149A-05A

Freon 11	0.84	2.8	4.7	16
Ethanol	3.4	5.9	6.3	11
Acetone	3.4	18	8.0	42
2-Propanol	3.4	3.0 J	8.2	7.5 J
Carbon Disulfide	3.4	~~0.33 J~~ U	10	~~1.0 J~~ U
Methylene Chloride	0.84	0.49 J	2.9	1.7 J
Hexane	0.84	~~0.46 J~~ U	3.0	~~1.6 J~~ U
2-Butanone (Methyl Ethyl Ketone)	3.4	2.9 J	9.9	8.5 J
cis-1,2-Dichloroethene	0.84	0.19 J	3.3	0.75 J
2,2,4-Trimethylpentane	0.84	23	3.9	110
Benzene	0.84	1.2	2.7	4.0
4-Methyl-2-pentanone	0.84	3.8	3.4	16
Toluene	0.84	4.0	3.2	15
Tetrachloroethene	0.84	~~0.36 J~~ U	5.7	~~2.5 J~~ U
2-Hexanone	3.4	0.18 J	14	0.72 J
Chlorobenzene	0.84	~~0.46 J~~ U	3.9	~~2.1 J~~ U
Ethyl Benzene	0.84	0.24 J	3.6	1.1 J
m,p-Xylene	0.84	0.53 J	3.6	2.3 J
o-Xylene	0.84	0.22 J	3.6	0.94 J
Styrene	0.84	0.10 J	3.6	0.44 J
Bromoform	0.84	~~0.13 J~~ U	8.7	~~1.4 J~~ U
Cumene	0.84	0.55 J	4.1	2.7 J
Propylbenzene	0.84	0.054 J	4.1	0.26 J
4-Ethyltoluene	0.84	0.26 J	4.1	1.3 J
1,2,4-Trimethylbenzene	0.84	0.27 J	4.1	1.3 J

Client Sample ID: VMP-22-18-110511

Lab ID#: 1111149A-06A

Compound	Rpt. Limit (ppbv)	Amount (ppbv)	Rpt. Limit (ug/m3)	Amount (ug/m3)
Freon 12	0.92	0.48 J	4.5	2.4 J
Ethanol	3.7	6.7	6.9	12
Acetone	3.7	5.1	8.7	12

Air Toxics LTD.
Laboratory Services Since 1989

Summary of Detected Compounds
EPA METHOD TO-15 GC/MS FULL SCAN

Client Sample ID: VMP-22-18-110511

Lab ID#: 1111149A-06A

2-Propanol	3.7	3.0 J	9.0	7.3 J
Carbon Disulfide	3.7	~~0.57 J~~ U	11	~~1.8 J~~ U
Methylene Chloride	0.92	0.52 J	3.2	1.8 J
Hexane	0.92	~~0.54 J~~ U	3.2	~~1.9 J~~ U
2-Butanone (Methyl Ethyl Ketone)	3.7	2.0 J	11	5.8 J
Chloroform	0.92	19	4.5	94
Carbon Tetrachloride	0.92	0.11 J	5.8	0.70 J
2,2,4-Trimethylpentane	0.92	5.9	4.3	28
Benzene	0.92	2.8	2.9	9.0
Heptane	0.92	0.18 J	3.7	0.74 J
Trichloroethene	0.92	~~0.22 J~~ U	4.9	~~1.2 J~~ U
1,4-Dioxane	3.7	0.40 J	13	1.4 J
Bromodichloromethane	0.92	~~0.34 J~~ U	6.1	~~2.3 J~~ U
4-Methyl-2-pentanone	0.92	4.0	3.7	16
Toluene	0.92	3.3	3.4	12
Tetrachloroethene	0.92	~~0.61 J~~ U	6.2	~~3.5 J~~ U
2-Hexanone	3.7	0.20 J	15	0.84 J
Chlorobenzene	0.92	~~0.53 J~~ U	4.2	~~2.4 J~~ U
m,p-Xylene	0.92	0.38 J	4.0	1.7 J
Bromoform	0.92	~~0.24 J~~ U	9.4	~~2.4 J~~ U
Cumene	0.92	0.41 J	4.5	2.0 J
Propylbenzene	0.92	0.055 J	4.5	0.27 J
4-Ethyltoluene	0.92	0.21 J	4.5	1.0 J
Butane	3.7	5.2	8.7	12
Isopentane	3.7	3.9	11	12

Client Sample ID: VMP-23-25-110511

Lab ID#: 1111149A-07A

Compound	Rpt. Limit (ppbv)	Amount (ppbv)	Rpt. Limit (ug/m3)	Amount (ug/m3)
Freon 12	0.92	0.30 J	4.5	1.5 J
Freon 11	0.92	0.18 J	5.1	1.0 J
Ethanol	3.7	8.3	6.9	16

Air Toxics LTD.
Laboratory Services Since 1989

Summary of Detected Compounds
EPA METHOD TO-15 GC/MS FULL SCAN

Client Sample ID: VMP-23-25-110511

Lab ID#: 1111149A-07A

Acetone	3.7	17	8.7	41
2-Propanol	3.7	7.9	9.0	19
Carbon Disulfide	3.7	~~0.31 J~~ U	11	~~0.98 J~~ U
Methylene Chloride	0.92	1.5	3.2	5.2
Hexane	0.92	~~0.75 J~~ U	3.2	~~2.6 J~~ U
2-Butanone (Methyl Ethyl Ketone)	3.7	4.6	11	14
2,2,4-Trimethylpentane	0.92	0.47 J	4.3	2.2 J
Benzene	0.92	0.63 J	2.9	2.0 J
Heptane	0.92	0.38 J	3.7	1.5 J
Trichloroethene	0.92	~~0.24 J~~ U	4.9	~~1.3 J~~ U
Bromodichloromethane	0.92	~~0.071 J~~ U	6.1	~~0.48 J~~ U
4-Methyl-2-pentanone	0.92	4.3	3.7	18
Toluene	0.92	4.1	3.4	15
Tetrachloroethene	0.92	~~0.47 J~~ U	6.2	~~3.2 J~~ U
2-Hexanone	3.7	0.19 J	15	0.80 J
Chlorobenzene	0.92	~~0.52 J~~ U	4.2	~~2.4 J~~ U
Ethyl Benzene	0.92	0.17 J	4.0	0.75 J
m,p-Xylene	0.92	0.43 J	4.0	1.8 J
o-Xylene	0.92	0.14 J	4.0	0.62 J
Bromoform	0.92	~~0.21 J~~ U	9.4	~~2.2 J~~ U
Cumene	0.92	0.48 J	4.5	2.4 J
4-Ethyltoluene	0.92	0.19 J	4.5	0.94 J
Isopentane	3.7	1.8 J	11	5.2 J

Client Sample ID: VMP-24-22-110611

Lab ID#: 1I11149A-08A

Compound	Rpt. Limit (ppbv)	Amount (ppbv)	Rpt. Limit (ug/m3)	Amount (ug/m3)
Freon 12	0.88	0.59 J	4.3	2.9 J
Freon 11	0.88	0.27 J	4.9	1.5 J
Ethanol	3.5	16	6.6	31
Acetone	3.5	7.6	8.3	18
2-Propanol	3.5	8.4	8.6	20

Air Toxics LTD.
Laboratory Services Since 1989

Summary of Detected Compounds
EPA METHOD TO-15 GC/MS FULL SCAN

Client Sample ID: VMP-24-22-110611

Lab ID#: 1111149A-08A

Carbon Disulfide	3.5	~~0.30 J~~ U	11	~~0.95 J~~ U
Methylene Chloride	0.88	2.4	3.0	8.2
Hexane	0.88	0.76 J	3.1	2.7 J
2-Butanone (Methyl Ethyl Ketone)	3.5	1.1 J	10	3.3 J
Chloroform	0.88	~~0.15 J~~ U	4.3	~~0.74 J~~ U
Cyclohexane	0.88	0.32 J	3.0	1.1 J
2,2,4-Trimethylpentane	0.88	2.1	4.1	10
Benzene	0.88	3.3	2.8	10
Heptane	0.88	0.51 J	3.6	2.1 J
Trichloroethene	0.88	~~0.35 J~~ U	4.7	~~1.9 J~~ U
4-Methyl-2-pentanone	0.88	5.1	3.6	21
Toluene	0.88	3.0	3.3	11
Tetrachloroethene	0.88	~~0.43 J~~ U	5.9	~~2.9 J~~ U
Chlorobenzene	0.88	~~0.46 J~~ U	4.0	~~2.1 J~~ U
Ethyl Benzene	0.88	0.24 J	3.8	1.0 J
m,p-Xylene	0.88	0.51 J	3.8	2.2 J
o-Xylene	0.88	0.16 J	3.8	0.69 J
Styrene	0.88	0.12 J	3.7	0.52 J
Bromoform	0.88	~~0.16 J~~ U	9.0	~~1.6 J~~ U
Cumene	0.88	0.57 J	4.3	2.8 J
4-Ethyltoluene	0.88	0.12 J	4.3	0.58 J
Isopentane	3.5	27	10	80

Client Sample ID: VMP-24-34-110611

Lab ID#: 1111149A-09A

Compound	Rpt. Limit (ppbv)	Amount (ppbv)	Rpt. Limit (ug/m3)	Amount (ug/m3)
Freon 12	0.68	0.56 J	3.4	2.8 J
Freon 11	0.68	0.29 J	3.8	1.6 J
Ethanol	2.7	20	5.1	38
Acetone	2.7	10	6.5	25
2-Propanol	2.7	7.0	6.7	17
Carbon Disulfide	2.7	~~0.33 J~~ U	8.5	~~1.0 J~~ U

Air Toxics LTD.
Laboratory Services Since 1989

Summary of Detected Compounds
EPA METHOD TO-15 GC/MS FULL SCAN

Client Sample ID: VMP-24-34-110611

Lab ID#: 1111149A-09A

Methylene Chloride	0.68	0.66 J	2.4	2.3 J
Hexane	0.68	~~0.69~~ U	2.4	~~2.4~~ U
2-Butanone (Methyl Ethyl Ketone)	2.7	5.5	8.0	16
Tetrahydrofuran	0.68	0.66 J	2.0	2.0 J
Cyclohexane	0.68	0.26 J	2.3	0.90 J
2,2,4-Trimethylpentane	0.68	1.9	3.2	8.8
Benzene	0.68	3.0	2.2	9.5
Heptane	0.68	0.42 J	2.8	1.7 J
Trichloroethene	0.68	~~0.65 J~~ U	3.6	~~3.5 J~~ U
4-Methyl-2-pentanone	0.68	3.0	2.8	12
Toluene	0.68	7.2	2.6	27
Tetrachloroethene	0.68	~~0.34 J~~ U	4.6	~~2.3 J~~ U
2-Hexanone	2.7	0.12 J	11	0.49 J
Chlorobenzene	0.68	~~0.39 J~~ U	3.1	~~1.8 J~~ U
Ethyl Benzene	0.68	0.25 J	3.0	1.1 J
m,p-Xylene	0.68	0.65 J	3.0	2.8 J
o-Xylene	0.68	0.28 J	3.0	1.2 J
Bromoform	0.68	~~0.12 J~~ U	7.0	~~1.2 J~~ U
Cumene	0.68	0.32 J	3.3	1.6 J
Propylbenzene	0.68	0.071 J	3.3	0.35 J
4-Ethyltoluene	0.68	0.26 J	3.3	1.3 J
1,3,5-Trimethylbenzene	0.68	0.074 J	3.3	0.36 J
Butane	2.7	1.4 J	6.5	3.3 J
Isopentane	2.7	4.0	8.0	12

Client Sample ID: VMP-8-23.5-110611

Lab ID#: 1111149A-10A

Compound	Rpt. Limit (ppbv)	Amount (ppbv)	Rpt. Limit (ug/m3)	Amount (ug/m3)
Freon 12	0.96	0.61 J	4.7	3.0 J
Freon 11	0.96	0.22 J	5.4	1.2 J
Ethanol	3.8	14	7.2	27
Acetone	3.8	7.9	9.1	19

Air Toxics LTD.
Laboratory Services Since 1989

Summary of Detected Compounds
EPA METHOD TO-15 GC/MS FULL SCAN

Client Sample ID: VMP-8-23.5-110611

Lab ID#: 1111149A-10A

2-Propanol	3.8	6.4	9.4	16
Carbon Disulfide	3.8	~~0.42 J~~ U	12	~~1.3 J~~ U
Methylene Chloride	0.96	0.60 J	3.3	2.1 J
Hexane	0.96	0.81 J	3.4	2.8 J
2-Butanone (Methyl Ethyl Ketone)	3.8	1.8 J	11	5.3 J
2,2,4-Trimethylpentane	0.96	0.21 J	4.5	1.0 J
Benzene	0.96	0.96	3.0	3.1
Heptane	0.96	0.33 J	3.9	1.3 J
1,4-Dioxane	3.8	0.36 J	14	1.3 J
4-Methyl-2-pentanone	0.96	8.6	3.9	35
Toluene	0.96	3.2	3.6	12
Tetrachloroethene	0.96	~~0.50 J~~ U	6.5	~~3.4 J~~ U
2-Hexanone	3.8	0.36 J	16	1.5 J
Chlorobenzene	0.96	~~0.48 J~~ U	4.4	~~2.2 J~~ U
Ethyl Benzene	0.96	0.24 J	4.1	1.0 J
m,p-Xylene	0.96	0.60 J	4.1	2.6 J
o-Xylene	0.96	0.21 J	4.1	0.92 J
Bromoform	0.96	~~0.22 J~~ U	9.9	~~2.3 J~~ U
Cumene	0.96	1.0	4.7	5.2
Propylbenzene	0.96	0.068 J	4.7	0.33 J
4-Ethyltoluene	0.96	0.25 J	4.7	1.2 J

Client Sample ID: VMP-2-5-110711

Lab ID#: 1111149A-11A

Compound	Rpt. Limit (ppbv)	Amount (ppbv)	Rpt. Limit (ug/m3)	Amount (ug/m3)
Freon 12	0.86	0.63 J	4.2	3.1 J
Freon 11	0.86	0.20 J	4.8	1.1 J
Ethanol	3.4	19	6.4	36
Acetone	3.4	8.4	8.1	20
2-Propanol	3.4	6.7	8.4	16
Carbon Disulfide	3.4	~~0.24 J~~ U	11	~~0.75 J~~ U
Methylene Chloride	0.86	0.35 J	3.0	1.2 J

Air Toxics LTD.
Laboratory Services Since 1989

Summary of Detected Compounds
EPA METHOD TO-15 GC/MS FULL SCAN

Client Sample ID: VMP-2-5-110711

Lab ID#: 1111149A-11A

Hexane	0.86	~~0.74 J~~ U	3.0	~~2.6 J~~ U
2-Butanone (Methyl Ethyl Ketone)	3.4	1.7 J	10	5.1 J
2,2,4-Trimethylpentane	0.86	11	4.0	53
Benzene	0.86	0.80 J	2.7	2.5 J
Heptane	0.86	0.47 J	3.5	1.9 J
Trichloroethene	0.86	~~0.25 J~~ U	4.6	~~1.4 J~~ U
1,2-Dichloropropane	0.86	0.11 J	4.0	0.50 J
4-Methyl-2-pentanone	0.86	8.1	3.5	33
Toluene	0.86	2.8	3.2	10
Tetrachloroethene	0.86	~~0.50 J~~ U	5.8	~~3.4 J~~ U
2-Hexanone	3.4	0.18 J	14	0.74 J
Chlorobenzene	0.86	~~0.51 J~~ U	3.9	~~2.3 J~~ U
Ethyl Benzene	0.86	0.21 J	3.7	0.91 J
m,p-Xylene	0.86	0.52 J	3.7	2.2 J
o-Xylene	0.86	0.16 J	3.7	0.71 J
Bromoform	0.86	~~0.19 J~~ U	8.8	~~1.9 J~~ U
Cumene	0.86	0.89	4.2	4.4
Propylbenzene	0.86	0.056 J	4.2	0.28 J
4-Ethyltoluene	0.86	0.24 J	4.2	1.2 J

Client Sample ID: VMP-2-8.5-110711

Lab ID#: 1111149A-12A

Compound	Rpt. Limit (ppbv)	Amount (ppbv)	Rpt. Limit (ug/m3)	Amount (ug/m3)
Ethanol	46	19 J	86	35 J
2,2,4-Trimethylpentane	11	2900	53	14000
4-Methyl-2-pentanone	11	4.2 J	47	17 J
Toluene	11	2.7 J	43	10 J
1,2,4-Trimethylbenzene	11	2.1 J	56	10 J

Air Toxics LTD.
Laboratory Services Since 1989

Client Sample ID: VMP-10-5-110411

Lab ID#: 1111149A-01A

EPA METHOD TO-15 GC/MS FULL SCAN

File Name:	**2111014**	**Date of Collection:**	**11/4/11 2:48:00 PM**
Dil. Factor:	**1.39**	**Date of Analysis:**	**11/11/11 09:40 AM**

Compound	Rpt. Limit (ppbv)	Amount (ppbv)	Rpt. Limit (ug/m3)	Amount (ug/m3)
Freon 12	0.70	0.36 J	3.4	1.8 J
Freon 114	0.70	Not Detected	4.8	Not Detected
Chloromethane	2.8	Not Detected	5.7	Not Detected
Vinyl Chloride	0.70	Not Detected	1.8	Not Detected
1,3-Butadiene	0.70	Not Detected	1.5	Not Detected
Bromomethane	0.70	Not Detected	2.7	Not Detected
Chloroethane	2.8	Not Detected	7.3	Not Detected
Freon 11	0.70	0.15 J J	3.9	0.84 J J
Ethanol	2.8	5.8	5.2	11
Freon 113	0.70	Not Detected	5.3	Not Detected
1,1-Dichloroethene	0.70	Not Detected	2.8	Not Detected
Acetone	2.8	7.7	6.6	18
2-Propanol	2.8	6.5	6.8	16
Carbon Disulfide	2.8	Not Detected	8.6	Not Detected
3-Chloropropene	2.8	Not Detected	8.7	Not Detected
Methylene Chloride	0.70	0.39 J	2.4	1.4 J
Methyl tert-butyl ether	0.70	Not Detected	2.5	Not Detected
trans-1,2-Dichloroethene	0.70	Not Detected	2.8	Not Detected
Hexane	0.70	0.18 J	2.4	0.62 J
1,1-Dichloroethane	0.70	Not Detected	2.8	Not Detected
2-Butanone (Methyl Ethyl Ketone)	2.8	2.4 J	8.2	7.1 J
cis-1,2-Dichloroethene	0.70	Not Detected	2.8	Not Detected
Tetrahydrofuran	0.70	Not Detected	2.0	Not Detected
Chloroform	0.70	Not Detected	3.4	Not Detected
1,1,1-Trichloroethane	0.70	Not Detected	3.8	Not Detected
Cyclohexane	0.70	Not Detected	2.4	Not Detected
Carbon Tetrachloride	0.70	Not Detected	4.4	Not Detected
2,2,4-Trimethylpentane	0.70	Not Detected	3.2	Not Detected
Benzene	0.70	1.0	2.2	3.3
1,2-Dichloroethane	0.70	Not Detected	2.8	Not Detected
Heptane	0.70	Not Detected	2.8	Not Detected
Trichloroethene	0.70	Not Detected	3.7	Not Detected
1,2-Dichloropropane	0.70	Not Detected	3.2	Not Detected
1,4-Dioxane	2.8	Not Detected	10	Not Detected
Bromodichloromethane	0.70	Not Detected	4.6	Not Detected
cis-1,3-Dichloropropene	0.70	Not Detected	3.2	Not Detected
4-Methyl-2-pentanone	0.70	6.4	2.8	26
Toluene	0.70	3.0	2.6	11
trans-1,3-Dichloropropene	0.70	Not Detected	3.2	Not Detected
1,1,2-Trichloroethane	0.70	Not Detected	3.8	Not Detected
Tetrachloroethene	0.70	Not Detected	4.7	Not Detected

Air Toxics LTD.
Laboratory Services Since 1989

Client Sample ID: VMP-10-5-110411

Lab ID#: 1111149A-01A

EPA METHOD TO-15 GC/MS FULL SCAN

File Name:	**2111014**	**Date of Collection:**	**11/4/11 2:48:00 PM**
Dil. Factor:	**1.39**	**Date of Analysis:**	**11/11/11 09:40 AM**

Compound	Rpt. Limit (ppbv)	Amount (ppbv)	Rpt. Limit (ug/m3)	Amount (ug/m3)
2-Hexanone	2.8	0.16 J	11	0.65 J
Dibromochloromethane	0.70	Not Detected	5.9	Not Detected
1,2-Dibromoethane (EDB)	0.70	Not Detected	5.3	Not Detected
Chlorobenzene	0.70	Not Detected	3.2	Not Detected
Ethyl Benzene	0.70	0.20 J	3.0	0.86 J
m,p-Xylene	0.70	0.61 J	3.0	2.7 J
o-Xylene	0.70	0.20 J	3.0	0.85 J
Styrene	0.70	Not Detected	3.0	Not Detected
Bromoform	0.70	Not Detected	7.2	Not Detected
Cumene	0.70	0.94	3.4	4.6
1,1,2,2-Tetrachloroethane	0.70	Not Detected	4.8	Not Detected
Propylbenzene	0.70	Not Detected	3.4	Not Detected
4-Ethyltoluene	0.70	~~0.19 J~~ U	3.4	~~0.92 J~~ U
1,3,5-Trimethylbenzene	0.70	~~0.12 J~~ U	3.4	~~0.60 J~~ U
1,2,4-Trimethylbenzene	0.70	~~0.41 J~~ U	3.4	~~2.0 J~~ U
1,3-Dichlorobenzene	0.70	Not Detected	4.2	Not Detected
1,4-Dichlorobenzene	0.70	Not Detected	4.2	Not Detected
alpha-Chlorotoluene	0.70	Not Detected	3.6	Not Detected
1,2-Dichlorobenzene	0.70	Not Detected	4.2	Not Detected
1,2,4-Trichlorobenzene	2.8	Not Detected	21	Not Detected
Hexachlorobutadiene	2.8	Not Detected	30	Not Detected
Butane	2.8	Not Detected	6.6	Not Detected
Isopentane	2.8	Not Detected	8.2	Not Detected

J = Estimated value.

Container Type: 1 Liter Summa Canister

Surrogates	%Recovery	Method Limits
Toluene-d8	101	70-130
1,2-Dichloroethane-d4	92	70-130
4-Bromofluorobenzene	99	70-130

Air Toxics LTD.
Laboratory Services Since 1989

Client Sample ID: VMP-10-10-110411

Lab ID#: 1111149A-02A

EPA METHOD TO-15 GC/MS FULL SCAN

File Name:	o111012	**Date of Collection:**	11/4/11 3:47:00 PM
Dil. Factor:	1.79	**Date of Analysis:**	11/11/11 10:07 AM

Compound	Rpt. Limit (ppbv)	Amount (ppbv)	Rpt. Limit (ug/m3)	Amount (ug/m3)
Freon 12	0.90	0.52 J	4.4	2.6 J
Freon 114	0.90	Not Detected	6.2	Not Detected
Chloromethane	3.6	Not Detected	7.4	Not Detected
Vinyl Chloride	0.90	Not Detected	2.3	Not Detected
1,3-Butadiene	0.90	Not Detected	2.0	Not Detected
Bromomethane	0.90	Not Detected	3.5	Not Detected
Chloroethane	3.6	Not Detected	9.4	Not Detected
Freon 11	0.90	0.15 J	5.0	0.83 J
Ethanol	3.6	5.0	6.7	9.5
Freon 113	0.90	Not Detected	6.8	Not Detected
1,1-Dichloroethene	0.90	Not Detected	3.5	Not Detected
Acetone	3.6	5.2 J	8.5	12 J
2-Propanol	3.6	2.5 J	8.8	6.1 J
Carbon Disulfide	3.6	~~0.08 J~~ U	11	~~3.0 J~~ U
3-Chloropropene	3.6	Not Detected	11	Not Detected
Methylene Chloride	0.90	0.57 J	3.1	2.0 J
Methyl tert-butyl ether	0.90	Not Detected	3.2	Not Detected
trans-1,2-Dichloroethene	0.90	Not Detected	3.5	Not Detected
Hexane	0.90	~~0.61 J~~ U	3.2	~~2.1 J~~ U
1,1-Dichloroethane	0.90	Not Detected	3.6	Not Detected
2-Butanone (Methyl Ethyl Ketone)	3.6	1.5 J	10	4.5 J
cis-1,2-Dichloroethene	0.90	0.78 J	3.5	3.1 J
Tetrahydrofuran	0.90	Not Detected	2.6	Not Detected
Chloroform	0.90	Not Detected	4.4	Not Detected
1,1,1-Trichloroethane	0.90	Not Detected	4.9	Not Detected
Cyclohexane	0.90	Not Detected	3.1	Not Detected
Carbon Tetrachloride	0.90	Not Detected	5.6	Not Detected
2,2,4-Trimethylpentane	0.90	0.22 J	4.2	1.0 J
Benzene	0.90	2.0	2.8	6.3
1,2-Dichloroethane	0.90	Not Detected	3.6	Not Detected
Heptane	0.90	0.22 J	3.7	0.90 J
Trichloroethene	0.90	~~0.24 J~~ U	4.8	~~1.3 J~~ U
1,2-Dichloropropane	0.90	Not Detected	4.1	Not Detected
1,4-Dioxane	3.6	0.69 J	13	2.5 J
Bromodichloromethane	0.90	~~0.074 J~~ U	6.0	~~0.49 J~~ U
cis-1,3-Dichloropropene	0.90	Not Detected	4.1	Not Detected
4-Methyl-2-pentanone	0.90	4.5	3.7	18
Toluene	0.90	2.7	3.4	10
trans-1,3-Dichloropropene	0.90	Not Detected	4.1	Not Detected
1,1,2-Trichloroethane	0.90	Not Detected	4.9	Not Detected
Tetrachloroethene	0.90	~~0.55 J~~ U	6.1	~~3.7 J~~ U

Air Toxics LTD.
Laboratory Services Since 1989

Client Sample ID: VMP-10-10-110411

Lab ID#: 1111149A-02A

EPA METHOD TO-15 GC/MS FULL SCAN

File Name:	**o111012**	**Date of Collection:**	**11/4/11 3:47:00 PM**
Dil. Factor:	**1.79**	**Date of Analysis:**	**11/11/11 10:07 AM**

Compound	Rpt. Limit (ppbv)	Amount (ppbv)	Rpt. Limit (ug/m3)	Amount (ug/m3)
2-Hexanone	3.6	0.20 J	15	0.81 J
Dibromochloromethane	0.90	Not Detected	7.6	Not Detected
1,2-Dibromoethane (EDB)	0.90	Not Detected	6.9	Not Detected
Chlorobenzene	0.90	~~0.56 J~~ u	4.1	~~2.6 J~~ u
Ethyl Benzene	0.90	0.22 J	3.9	0.97 J
m,p-Xylene	0.90	0.66 J	3.9	2.9 J
o-Xylene	0.90	0.23 J	3.9	0.99 J
Styrene	0.90	Not Detected	3.8	Not Detected
Bromoform	0.90	~~0.23 J~~ u	9.2	~~2.4 J~~ u
Cumene	0.90	1.2	4.4	6.1
1,1,2,2-Tetrachloroethane	0.90	Not Detected	6.1	Not Detected
Propylbenzene	0.90	0.096 J	4.4	0.47 J
4-Ethyltoluene	0.90	0.43 J	4.4	2.1 J
1,3,5-Trimethylbenzene	0.90	0.12 J	4.4	0.59 J
1,2,4-Trimethylbenzene	0.90	0.39 J	4.4	1.9 J
1,3-Dichlorobenzene	0.90	Not Detected	5.4	Not Detected
1,4-Dichlorobenzene	0.90	Not Detected	5.4	Not Detected
alpha-Chlorotoluene	0.90	Not Detected	4.6	Not Detected
1,2-Dichlorobenzene	0.90	Not Detected	5.4	Not Detected
1,2,4-Trichlorobenzene	3.6	Not Detected	26	Not Detected
Hexachlorobutadiene	3.6	Not Detected	38	Not Detected
Butane	3.6	Not Detected	8.5	Not Detected
Isopentane	3.6	Not Detected	10	Not Detected

J = Estimated value.

Container Type: 1 Liter Summa Canister

Surrogates	%Recovery	Method Limits
Toluene-d8	104	70-130
1,2-Dichloroethane-d4	108	70-130
4-Bromofluorobenzene	100	70-130

Air Toxics LTD.
Laboratory Services Since 1989

Client Sample ID: VMP-I0-I0-110411-DUP

Lab ID#: 1111149A-03A

EPA METHOD TO-15 GC/MS FULL SCAN

File Name:	o111013	Date of Collection:	11/4/11 3:47:00 PM
Dil. Factor:	1.79	Date of Analysis:	11/11/11 10:39 AM

Compound	Rpt. Limit (ppbv)	Amount (ppbv)	Rpt. Limit (ug/m3)	Amount (ug/m3)
Freon 12	0.90	0.53 J	4.4	2.6 J
Freon 114	0.90	Not Detected	6.2	Not Detected
Chloromethane	3.6	Not Detected	7.4	Not Detected
Vinyl Chloride	0.90	Not Detected	2.3	Not Detected
1,3-Butadiene	0.90	Not Detected	2.0	Not Detected
Bromomethane	0.90	Not Detected	3.5	Not Detected
Chloroethane	3.6	Not Detected	9.4	Not Detected
Freon 11	0.90	0.16 J	5.0	0.93 J
Ethanol	3.6	8.7	6.7	16
Freon 113	0.90	Not Detected	6.8	Not Detected
1,1-Dichloroethene	0.90	Not Detected	3.5	Not Detected
Acetone	3.6	21 J	8.5	51 J
2-Propanol	3.6	2.3 J	8.8	5.7 J
Carbon Disulfide	3.6	~~0.35 J~~ U	11	~~1.1 J~~ U
3-Chloropropene	3.6	Not Detected	11	Not Detected
Methylene Chloride	0.90	0.58 J	3.1	2.0 J
Methyl tert-butyl ether	0.90	Not Detected	3.2	Not Detected
trans-1,2-Dichloroethene	0.90	Not Detected	3.5	Not Detected
Hexane	0.90	~~0.59 J~~ U	3.2	~~2.1 J~~ U
1,1-Dichloroethane	0.90	Not Detected	3.6	Not Detected
2-Butanone (Methyl Ethyl Ketone)	3.6	3.4 J	10	10 J
cis-1,2-Dichloroethene	0.90	0.46 J	3.5	1.8 J
Tetrahydrofuran	0.90	Not Detected	2.6	Not Detected
Chloroform	0.90	Not Detected	4.4	Not Detected
1,1,1-Trichloroethane	0.90	Not Detected	4.9	Not Detected
Cyclohexane	0.90	Not Detected	3.1	Not Detected
Carbon Tetrachloride	0.90	Not Detected	5.6	Not Detected
2,2,4-Trimethylpentane	0.90	0.16 J	4.2	0.76 J
Benzene	0.90	2.1	2.8	6.7
1,2-Dichloroethane	0.90	Not Detected	3.6	Not Detected
Heptane	0.90	0.45 J	3.7	1.8 J
Trichloroethene	0.90	~~0.24 J~~ U	4.8	~~1.3 J~~ U
1,2-Dichloropropane	0.90	0.14 J	4.1	0.64 J
1,4-Dioxane	3.6	Not Detected	13	Not Detected
Bromodichloromethane	0.90	Not Detected	6.0	Not Detected
cis-1,3-Dichloropropene	0.90	Not Detected	4.1	Not Detected
4-Methyl-2-pentanone	0.90	3.8	3.7	16
Toluene	0.90	2.7	3.4	10
trans-1,3-Dichloropropene	0.90	Not Detected	4.1	Not Detected
1,1,2-Trichloroethane	0.90	Not Detected	4.9	Not Detected
Tetrachloroethene	0.90	~~0.60 J~~ U	6.1	~~4.1 J~~ U

Air Toxics LTD.
Laboratory Services Since 1989

Client Sample ID: VMP-10-10-110411-DUP

Lab ID#: 1111149A-03A

EPA METHOD TO-15 GC/MS FULL SCAN

File Name:	**o111013**	**Date of Collection: 11/4/11 3:47:00 PM**	
Dil. Factor:	**1.79**	**Date of Analysis: 11/11/11 10:39 AM**	

Compound	Rpt. Limit (ppbv)	Amount (ppbv)	Rpt. Limit (ug/m3)	Amount (ug/m3)
2-Hexanone	3.6	0.44 J	15	1.8 J
Dibromochloromethane	0.90	~~0.18 J~~ U	7.6	~~1.3 J~~ U
1,2-Dibromoethane (EDB)	0.90	Not Detected	6.9	Not Detected
Chlorobenzene	0.90	~~0.53 J~~ U	4.1	~~2.4 J~~ U
Ethyl Benzene	0.90	0.21 J	3.9	0.91 J
m,p-Xylene	0.90	0.58 J	3.9	2.5 J
o-Xylene	0.90	0.26 J	3.9	1.1 J
Styrene	0.90	Not Detected	3.8	Not Detected
Bromoform	0.90	~~0.20 J~~ U	9.2	~~2.1 J~~ U
Cumene	0.90	1.1	4.4	5.6
1,1,2,2-Tetrachloroethane	0.90	Not Detected	6.1	Not Detected
Propylbenzene	0.90	0.10 J	4.4	0.49 J
4-Ethyltoluene	0.90	0.39 J	4.4	1.9 J
1,3,5-Trimethylbenzene	0.90	0.095 J	4.4	0.47 J
1,2,4-Trimethylbenzene	0.90	0.30 J	4.4	1.5 J
1,3-Dichlorobenzene	0.90	Not Detected	5.4	Not Detected
1,4-Dichlorobenzene	0.90	Not Detected	5.4	Not Detected
alpha-Chlorotoluene	0.90	Not Detected	4.6	Not Detected
1,2-Dichlorobenzene	0.90	Not Detected	5.4	Not Detected
1,2,4-Trichlorobenzene	3.6	Not Detected	26	Not Detected
Hexachlorobutadiene	3.6	Not Detected	38	Not Detected
Butane	3.6	Not Detected	8.5	Not Detected
Isopentane	3.6	Not Detected	10	Not Detected

J = Estimated value.

Container Type: 1 Liter Summa Canister

Surrogates	%Recovery	Method Limits
Toluene-d8	103	70-130
1,2-Dichloroethane-d4	111	70-130
4-Bromofluorobenzene	100	70-130

Air Toxics LTD.
Laboratory Services Since 1989

Client Sample ID: VMP-10-20-110411

Lab ID#: 1111149A-04A

EPA METHOD TO-15 GC/MS FULL SCAN

File Name:	o111014	Date of Collection:	11/4/11 4:49:00 PM
Dil. Factor:	1.79	Date of Analysis:	11/11/11 11:20 AM

Compound	Rpt. Limit (ppbv)	Amount (ppbv)	Rpt. Limit (ug/m3)	Amount (ug/m3)
Freon 12	0.90	0.55 J	4.4	2.7 J
Freon 114	0.90	Not Detected	6.2	Not Detected
Chloromethane	3.6	Not Detected	7.4	Not Detected
Vinyl Chloride	0.90	Not Detected	2.3	Not Detected
1,3-Butadiene	0.90	Not Detected	2.0	Not Detected
Bromomethane	0.90	Not Detected	3.5	Not Detected
Chloroethane	3.6	Not Detected	9.4	Not Detected
Freon 11	0.90	0.18 J	5.0	1.0 J
Ethanol	3.6	45	6.7	85
Freon 113	0.90	Not Detected	6.8	Not Detected
1,1-Dichloroethene	0.90	Not Detected	3.5	Not Detected
Acetone	3.6	6.0	8.5	14
2-Propanol	3.6	10	8.8	25
Carbon Disulfide	3.6	~~0.33 J~~ U	11	~~1.0 J~~ U
3-Chloropropene	3.6	Not Detected	11	Not Detected
Methylene Chloride	0.90	0.50 J	3.1	1.7 J
Methyl tert-butyl ether	0.90	Not Detected	3.2	Not Detected
trans-1,2-Dichloroethene	0.90	Not Detected	3.5	Not Detected
Hexane	0.90	0.94	3.2	3.3
1,1-Dichloroethane	0.90	Not Detected	3.6	Not Detected
2-Butanone (Methyl Ethyl Ketone)	3.6	2.4 J	10	7.0 J
cis-1,2-Dichloroethene	0.90	0.29 J	3.5	1.1 J
Tetrahydrofuran	0.90	0.77 J	2.6	2.3 J
Chloroform	0.90	Not Detected	4.4	Not Detected
1,1,1-Trichloroethane	0.90	Not Detected	4.9	Not Detected
Cyclohexane	0.90	Not Detected	3.1	Not Detected
Carbon Tetrachloride	0.90	Not Detected	5.6	Not Detected
2,2,4-Trimethylpentane	0.90	0.26 J	4.2	1.2 J
Benzene	0.90	1.3	2.8	4.2
1,2-Dichloroethane	0.90	Not Detected	3.6	Not Detected
Heptane	0.90	0.48 J	3.7	2.0 J
Trichloroethene	0.90	Not Detected	4.8	Not Detected
1,2-Dichloropropane	0.90	Not Detected	4.1	Not Detected
1,4-Dioxane	3.6	Not Detected	13	Not Detected
Bromodichloromethane	0.90	Not Detected	6.0	Not Detected
cis-1,3-Dichloropropene	0.90	Not Detected	4.1	Not Detected
4-Methyl-2-pentanone	0.90	7.6	3.7	31
Toluene	0.90	4.0	3.4	15
trans-1,3-Dichloropropene	0.90	Not Detected	4.1	Not Detected
1,1,2-Trichloroethane	0.90	Not Detected	4.9	Not Detected
Tetrachloroethene	0.90	~~0.46 J~~ U	6.1	~~3.1 J~~ U

Air Toxics LTD.
Laboratory Services Since 1989

Client Sample ID: VMP-10-20-110411

Lab ID#: 1111149A-04A

EPA METHOD TO-15 GC/MS FULL SCAN

File Name:	**o111014**	**Date of Collection:**	**11/4/11 4:49:00 PM**
Dil. Factor:	**1.79**	**Date of Analysis:**	**11/11/11 11:20 AM**

Compound	Rpt. Limit (ppbv)	Amount (ppbv)	Rpt. Limit (ug/m3)	Amount (ug/m3)
2-Hexanone	3.6	0.21 J	15	0.87 J
Dibromochloromethane	0.90	Not Detected	7.6	Not Detected
1,2-Dibromoethane (EDB)	0.90	Not Detected	6.9	Not Detected
Chlorobenzene	0.90	~~0.53 J~~ U	4.1	~~2.4 J~~ U
Ethyl Benzene	0.90	0.22 J	3.9	0.94 J
m,p-Xylene	0.90	0.80 J	3.9	3.4 J
o-Xylene	0.90	0.25 J	3.9	1.1 J
Styrene	0.90	0.12 J	3.8	0.50 J
Bromoform	0.90	~~0.16 J~~ U	9.2	~~1.7 J~~ U
Cumene	0.90	1.2	4.4	5.7
1,1,2,2-Tetrachloroethane	0.90	Not Detected	6.1	Not Detected
Propylbenzene	0.90	0.086 J	4.4	0.42 J
4-Ethyltoluene	0.90	0.30 J	4.4	1.5 J
1,3,5-Trimethylbenzene	0.90	0.088 J	4.4	0.43 J
1,2,4-Trimethylbenzene	0.90	Not Detected	4.4	Not Detected
1,3-Dichlorobenzene	0.90	Not Detected	5.4	Not Detected
1,4-Dichlorobenzene	0.90	Not Detected	5.4	Not Detected
alpha-Chlorotoluene	0.90	Not Detected	4.6	Not Detected
1,2-Dichlorobenzene	0.90	Not Detected	5.4	Not Detected
1,2,4-Trichlorobenzene	3.6	Not Detected	26	Not Detected
Hexachlorobutadiene	3.6	Not Detected	38	Not Detected
Butane	3.6	2.7 J	8.5	6.4 J
Isopentane	3.6	1.5 J	10	4.3 J

J = Estimated value.

Container Type: 1 Liter Summa Canister

Surrogates	%Recovery	Method Limits
Toluene-d8	104	70-130
1,2-Dichloroethane-d4	111	70-130
4-Bromofluorobenzene	98	70-130

Air Toxics LTD.
Laboratory Services Since 1989

Client Sample ID: VMP-20-25-110511

Lab ID#: 1111149A-05A

EPA METHOD TO-15 GC/MS FULL SCAN

File Name:	**o111015**	**Date of Collection:**	**11/5/11 9:42:00 AM**
Dil. Factor:	**1.68**	**Date of Analysis:**	**11/11/11 12:06 PM**

Compound	Rpt. Limit (ppbv)	Amount (ppbv)	Rpt. Limit (ug/m3)	Amount (ug/m3)
Freon 12	0.84	0.53 J	4.2	2.6 J
Freon 114	0.84	Not Detected	5.9	Not Detected
Chloromethane	3.4	Not Detected	6.9	Not Detected
Vinyl Chloride	0.84	Not Detected	2.1	Not Detected
1,3-Butadiene	0.84	Not Detected	1.8	Not Detected
Bromomethane	0.84	Not Detected	3.3	Not Detected
Chloroethane	3.4	Not Detected	8.9	Not Detected
Freon 11	0.84	2.8	4.7	16
Ethanol	3.4	5.9	6.3	11
Freon 113	0.84	Not Detected	6.4	Not Detected
1,1-Dichloroethene	0.84	Not Detected	3.3	Not Detected
Acetone	3.4	18	8.0	42
2-Propanol	3.4	3.0 J	8.2	7.5 J
Carbon Disulfide	3.4	~~0.33 J~~ U	10	~~1.0 J~~ U
3-Chloropropene	3.4	Not Detected	10	Not Detected
Methylene Chloride	0.84	0.49 J	2.9	1.7 J
Methyl tert-butyl ether	0.84	Not Detected	3.0	Not Detected
trans-1,2-Dichloroethene	0.84	Not Detected	3.3	Not Detected
Hexane	0.84	~~0.46 J~~ U	3.0	~~1.6 J~~ U
1,1-Dichloroethane	0.84	Not Detected	3.4	Not Detected
2-Butanone (Methyl Ethyl Ketone)	3.4	2.9 J	9.9	8.5 J
cis-1,2-Dichloroethene	0.84	0.19 J	3.3	0.75 J
Tetrahydrofuran	0.84	Not Detected	2.5	Not Detected
Chloroform	0.84	Not Detected	4.1	Not Detected
1,1,1-Trichloroethane	0.84	Not Detected	4.6	Not Detected
Cyclohexane	0.84	Not Detected	2.9	Not Detected
Carbon Tetrachloride	0.84	Not Detected	5.3	Not Detected
2,2,4-Trimethylpentane	0.84	23	3.9	110
Benzene	0.84	1.2	2.7	4.0
1,2-Dichloroethane	0.84	Not Detected	3.4	Not Detected
Heptane	0.84	Not Detected	3.4	Not Detected
Trichloroethene	0.84	Not Detected	4.5	Not Detected
1,2-Dichloropropane	0.84	Not Detected	3.9	Not Detected
1,4-Dioxane	3.4	Not Detected	12	Not Detected
Bromodichloromethane	0.84	Not Detected	5.6	Not Detected
cis-1,3-Dichloropropene	0.84	Not Detected	3.8	Not Detected
4-Methyl-2-pentanone	0.84	3.8	3.4	16
Toluene	0.84	4.0	3.2	15
trans-1,3-Dichloropropene	0.84	Not Detected	3.8	Not Detected
1,1,2-Trichloroethane	0.84	Not Detected	4.6	Not Detected
Tetrachloroethene	0.84	~~0.36 J~~ U	5.7	~~2.5 J~~ U

Air Toxics LTD.
Laboratory Services Since 1989

Client Sample ID: VMP-20-25-110511

Lab ID#: 1111149A-05A

EPA METHOD TO-15 GC/MS FULL SCAN

File Name:	**o111015**	**Date of Collection:**	**11/5/11 9:42:00 AM**
Dil. Factor:	**1.68**	**Date of Analysis:**	**11/11/11 12:06 PM**

Compound	Rpt. Limit (ppbv)	Amount (ppbv)	Rpt. Limit (ug/m3)	Amount (ug/m3)
2-Hexanone	3.4	0.18 J	14	0.72 J
Dibromochloromethane	0.84	Not Detected	7.2	Not Detected
1,2-Dibromoethane (EDB)	0.84	Not Detected	6.4	Not Detected
Chlorobenzene	0.84	~~0.46 J~~ U	3.9	~~2.1 J~~ U
Ethyl Benzene	0.84	0.24 J	3.6	1.1 J
m,p-Xylene	0.84	0.53 J	3.6	2.3 J
o-Xylene	0.84	0.22 J	3.6	0.94 J
Styrene	0.84	0.10 J	3.6	0.44 J
Bromoform	0.84	~~0.13 J~~ U	8.7	~~1.4 J~~ U
Cumene	0.84	0.55 J	4.1	2.7 J
1,1,2,2-Tetrachloroethane	0.84	Not Detected	5.8	Not Detected
Propylbenzene	0.84	0.054 J	4.1	0.26 J
4-Ethyltoluene	0.84	0.26 J	4.1	1.3 J
1,3,5-Trimethylbenzene	0.84	Not Detected	4.1	Not Detected
1,2,4-Trimethylbenzene	0.84	0.27 J	4.1	1.3 J
1,3-Dichlorobenzene	0.84	Not Detected	5.0	Not Detected
1,4-Dichlorobenzene	0.84	Not Detected	5.0	Not Detected
alpha-Chlorotoluene	0.84	Not Detected	4.3	Not Detected
1,2-Dichlorobenzene	0.84	Not Detected	5.0	Not Detected
1,2,4-Trichlorobenzene	3.4	Not Detected	25	Not Detected
Hexachlorobutadiene	3.4	Not Detected	36	Not Detected
Butane	3.4	Not Detected	8.0	Not Detected
Isopentane	3.4	Not Detected	9.9	Not Detected

J = Estimated value.

Container Type: 1 Liter Summa Canister

Surrogates	%Recovery	Method Limits
Toluene-d8	104	70-130
1,2-Dichloroethane-d4	109	70-130
4-Bromofluorobenzene	98	70-130

Air Toxics LTD.
Laboratory Services Since 1989

Client Sample ID: VMP-22-18-110511

Lab ID#: 1111149A-06A

EPA METHOD TO-15 GC/MS FULL SCAN

File Name:	o111016	Date of Collection:	11/5/11 3:18:00 PM
Dil. Factor:	1.83	Date of Analysis:	11/11/11 12:44 PM

Compound	Rpt. Limit (ppbv)	Amount (ppbv)	Rpt. Limit (ug/m3)	Amount (ug/m3)
Freon 12	0.92	0.48 J	4.5	2.4 J
Freon 114	0.92	Not Detected	6.4	Not Detected
Chloromethane	3.7	Not Detected	7.6	Not Detected
Vinyl Chloride	0.92	Not Detected	2.3	Not Detected
1,3-Butadiene	0.92	Not Detected	2.0	Not Detected
Bromomethane	0.92	Not Detected	3.6	Not Detected
Chloroethane	3.7	Not Detected	9.6	Not Detected
Freon 11	0.92	Not Detected	5.1	Not Detected
Ethanol	3.7	6.7	6.9	12
Freon 113	0.92	Not Detected	7.0	Not Detected
1,1-Dichloroethene	0.92	Not Detected	3.6	Not Detected
Acetone	3.7	5.1	8.7	12
2-Propanol	3.7	3.0 J	9.0	7.3 J
Carbon Disulfide	3.7	~~0.57 J~~ U	11	~~1.8 J~~ U
3-Chloropropene	3.7	Not Detected	11	Not Detected
Methylene Chloride	0.92	0.52 J	3.2	1.8 J
Methyl tert-butyl ether	0.92	Not Detected	3.3	Not Detected
trans-1,2-Dichloroethene	0.92	Not Detected	3.6	Not Detected
Hexane	0.92	~~0.54 J~~ U	3.2	~~1.9 J~~ U
1,1-Dichloroethane	0.92	Not Detected	3.7	Not Detected
2-Butanone (Methyl Ethyl Ketone)	3.7	2.0 J	11	5.8 J
cis-1,2-Dichloroethene	0.92	Not Detected	3.6	Not Detected
Tetrahydrofuran	0.92	Not Detected	2.7	Not Detected
Chloroform	0.92	19	4.5	94
1,1,1-Trichloroethane	0.92	Not Detected	5.0	Not Detected
Cyclohexane	0.92	Not Detected	3.1	Not Detected
Carbon Tetrachloride	0.92	0.11 J	5.8	0.70 J
2,2,4-Trimethylpentane	0.92	5.9	4.3	28
Benzene	0.92	2.8	2.9	9.0
1,2-Dichloroethane	0.92	Not Detected	3.7	Not Detected
Heptane	0.92	0.18 J	3.7	0.74 J
Trichloroethene	0.92	~~0.22 J~~ U	4.9	~~1.2 J~~ U
1,2-Dichloropropane	0.92	Not Detected	4.2	Not Detected
1,4-Dioxane	3.7	0.40 J	13	1.4 J
Bromodichloromethane	0.92	~~0.34 J~~ U	6.1	~~2.3 J~~ U
cis-1,3-Dichloropropene	0.92	Not Detected	4.2	Not Detected
4-Methyl-2-pentanone	0.92	4.0	3.7	16
Toluene	0.92	3.3	3.4	12
trans-1,3-Dichloropropene	0.92	Not Detected	4.2	Not Detected
1,1,2-Trichloroethane	0.92	Not Detected	5.0	Not Detected
Tetrachloroethene	0.92	~~0.51 J~~ U	6.2	~~3.5 J~~ U

Air Toxics LTD.
Laboratory Services Since 1989

Client Sample ID: VMP-22-18-110511

Lab ID#: 1111149A-06A

EPA METHOD TO-15 GC/MS FULL SCAN

File Name:	**o111016**	**Date of Collection:**	**11/5/11 3:18:00 PM**
Dil. Factor:	**1.83**	**Date of Analysis:**	**11/11/11 12:44 PM**

Compound	Rpt. Limit (ppbv)	Amount (ppbv)	Rpt. Limit (ug/m3)	Amount (ug/m3)
2-Hexanone	3.7	0.20 J	15	0.84 J
Dibromochloromethane	0.92	Not Detected	7.8	Not Detected
1,2-Dibromoethane (EDB)	0.92	Not Detected	7.0	Not Detected
Chlorobenzene	0.92	~~0.53 J~~ U	4.2	~~2.4 J~~ U
Ethyl Benzene	0.92	Not Detected	4.0	Not Detected
m,p-Xylene	0.92	0.38 J	4.0	1.7 J
o-Xylene	0.92	Not Detected	4.0	Not Detected
Styrene	0.92	Not Detected	3.9	Not Detected
Bromoform	0.92	~~0.24 J~~ U	9.4	~~2.4 J~~ U
Cumene	0.92	0.41 J	4.5	2.0 J
1,1,2,2-Tetrachloroethane	0.92	Not Detected	6.3	Not Detected
Propylbenzene	0.92	0.055 J	4.5	0.27 J
4-Ethyltoluene	0.92	0.21 J	4.5	1.0 J
1,3,5-Trimethylbenzene	0.92	Not Detected	4.5	Not Detected
1,2,4-Trimethylbenzene	0.92	Not Detected	4.5	Not Detected
1,3-Dichlorobenzene	0.92	Not Detected	5.5	Not Detected
1,4-Dichlorobenzene	0.92	Not Detected	5.5	Not Detected
alpha-Chlorotoluene	0.92	Not Detected	4.7	Not Detected
1,2-Dichlorobenzene	0.92	Not Detected	5.5	Not Detected
1,2,4-Trichlorobenzene	3.7	Not Detected	27	Not Detected
Hexachlorobutadiene	3.7	Not Detected	39	Not Detected
Butane	3.7	5.2	8.7	12
Isopentane	3.7	3.9	11	12

J = Estimated value.

Container Type: 1 Liter Summa Canister

Surrogates	%Recovery	Method Limits
Toluene-d8	103	70-130
1,2-Dichloroethane-d4	111	70-130
4-Bromofluorobenzene	98	70-130

Air Toxics LTD.
Laboratory Services Since 1989

Client Sample ID: VMP-23-25-110511

Lab ID#: 1111149A-07A

EPA METHOD TO-15 GC/MS FULL SCAN

File Name:	o111017	Date of Collection:	11/5/11 4:36:00 PM
Dil. Factor:	1.83	Date of Analysis:	11/11/11 01:09 PM

Compound	Rpt. Limit (ppbv)	Amount (ppbv)	Rpt. Limit (ug/m3)	Amount (ug/m3)
Freon 12	0.92	0.30 J	4.5	1.5 J
Freon 114	0.92	Not Detected	6.4	Not Detected
Chloromethane	3.7	Not Detected	7.6	Not Detected
Vinyl Chloride	0.92	Not Detected	2.3	Not Detected
1,3-Butadiene	0.92	Not Detected	2.0	Not Detected
Bromomethane	0.92	Not Detected	3.6	Not Detected
Chloroethane	3.7	Not Detected	9.6	Not Detected
Freon 11	0.92	0.18 J	5.1	1.0 J
Ethanol	3.7	8.3	6.9	16
Freon 113	0.92	Not Detected	7.0	Not Detected
1,1-Dichloroethene	0.92	Not Detected	3.6	Not Detected
Acetone	3.7	17	8.7	41
2-Propanol	3.7	7.9	9.0	19
Carbon Disulfide	3.7	~~0.31 J~~ U	11	~~0.98 J~~ U
3-Chloropropene	3.7	Not Detected	11	Not Detected
Methylene Chloride	0.92	1.5	3.2	5.2
Methyl tert-butyl ether	0.92	Not Detected	3.3	Not Detected
trans-1,2-Dichloroethene	0.92	Not Detected	3.6	Not Detected
Hexane	0.92	~~0.75 J~~ U	3.2	~~2.6 J~~ U
1,1-Dichloroethane	0.92	Not Detected	3.7	Not Detected
2-Butanone (Methyl Ethyl Ketone)	3.7	4.6	11	14
cis-1,2-Dichloroethene	0.92	Not Detected	3.6	Not Detected
Tetrahydrofuran	0.92	Not Detected	2.7	Not Detected
Chloroform	0.92	Not Detected	4.5	Not Detected
1,1,1-Trichloroethane	0.92	Not Detected	5.0	Not Detected
Cyclohexane	0.92	Not Detected	3.1	Not Detected
Carbon Tetrachloride	0.92	Not Detected	5.8	Not Detected
2,2,4-Trimethylpentane	0.92	0.47 J	4.3	2.2 J
Benzene	0.92	0.63 J	2.9	2.0 J
1,2-Dichloroethane	0.92	Not Detected	3.7	Not Detected
Heptane	0.92	0.38 J	3.7	1.5 J
Trichloroethene	0.92	~~0.24 J~~ U	4.9	~~1.3 J~~ U
1,2-Dichloropropane	0.92	Not Detected	4.2	Not Detected
1,4-Dioxane	3.7	Not Detected	13	Not Detected
Bromodichloromethane	0.92	~~0.071 J~~ U	6.1	~~0.48 J~~ U
cis-1,3-Dichloropropene	0.92	Not Detected	4.2	Not Detected
4-Methyl-2-pentanone	0.92	4.3	3.7	18
Toluene	0.92	4.1	3.4	15
trans-1,3-Dichloropropene	0.92	Not Detected	4.2	Not Detected
1,1,2-Trichloroethane	0.92	Not Detected	5.0	Not Detected
Tetrachloroethene	0.92	~~0.47 J~~ U	6.2	~~3.2 J~~ U

Air Toxics LTD.
Laboratory Services Since 1989

Client Sample ID: VMP-23-25-110511

Lab ID#: 1111149A-07A

EPA METHOD TO-15 GC/MS FULL SCAN

File Name:	**o111017**	**Date of Collection:**	**11/5/11 4:36:00 PM**
Dil. Factor:	**1.83**	**Date of Analysis:**	**11/11/11 01:09 PM**

Compound	Rpt. Limit (ppbv)	Amount (ppbv)	Rpt. Limit (ug/m3)	Amount (ug/m3)
2-Hexanone	3.7	0.19 J	15	0.80 J
Dibromochloromethane	0.92	Not Detected	7.8	Not Detected
1,2-Dibromoethane (EDB)	0.92	Not Detected	7.0	Not Detected
Chlorobenzene	0.92	~~0.52 J~~ U	4.2	~~2.4 J~~ U
Ethyl Benzene	0.92	0.17 J	4.0	0.75 J
m,p-Xylene	0.92	0.43 J	4.0	1.8 J
o-Xylene	0.92	0.14 J	4.0	0.62 J
Styrene	0.92	Not Detected	3.9	Not Detected
Bromoform	0.92	~~0.21 J~~ U	9.4	~~2.2 J~~ U
Cumene	0.92	0.48 J	4.5	2.4 J
1,1,2,2-Tetrachloroethane	0.92	Not Detected	6.3	Not Detected
Propylbenzene	0.92	Not Detected	4.5	Not Detected
4-Ethyltoluene	0.92	0.19 J	4.5	0.94 J
1,3,5-Trimethylbenzene	0.92	Not Detected	4.5	Not Detected
1,2,4-Trimethylbenzene	0.92	Not Detected	4.5	Not Detected
1,3-Dichlorobenzene	0.92	Not Detected	5.5	Not Detected
1,4-Dichlorobenzene	0.92	Not Detected	5.5	Not Detected
alpha-Chlorotoluene	0.92	Not Detected	4.7	Not Detected
1,2-Dichlorobenzene	0.92	Not Detected	5.5	Not Detected
1,2,4-Trichlorobenzene	3.7	Not Detected	27	Not Detected
Hexachlorobutadiene	3.7	Not Detected	39	Not Detected
Butane	3.7	Not Detected	8.7	Not Detected
Isopentane	3.7	1.8 J	11	5.2 J

J = Estimated value.

Container Type: 1 Liter Summa Canister

Surrogates	%Recovery	Method Limits
Toluene-d8	103	70-130
1,2-Dichloroethane-d4	109	70-130
4-Bromofluorobenzene	98	70-130

Air Toxics LTD.
Laboratory Services Since 1989

Client Sample ID: VMP-24-22-110611

Lab ID#: 1111149A-08A

EPA METHOD TO-15 GC/MS FULL SCAN

File Name:	o111018	Date of Collection:	11/6/11 10:17:00 AM
Dil. Factor:	1.75	Date of Analysis:	11/11/11 01:51 PM

Compound	Rpt. Limit (ppbv)	Amount (ppbv)	Rpt. Limit (ug/m3)	Amount (ug/m3)
Freon 12	0.88	0.59 J	4.3	2.9 J
Freon 114	0.88	Not Detected	6.1	Not Detected
Chloromethane	3.5	Not Detected	7.2	Not Detected
Vinyl Chloride	0.88	Not Detected	2.2	Not Detected
1,3-Butadiene	0.88	Not Detected	1.9	Not Detected
Bromomethane	0.88	Not Detected	3.4	Not Detected
Chloroethane	3.5	Not Detected	9.2	Not Detected
Freon 11	0.88	0.27 J	4.9	1.5 J
Ethanol	3.5	16	6.6	31
Freon 113	0.88	Not Detected	6.7	Not Detected
1,1-Dichloroethene	0.88	Not Detected	3.5	Not Detected
Acetone	3.5	7.6	8.3	18
2-Propanol	3.5	8.4	8.6	20
Carbon Disulfide	3.5	~~0.30 J~~ U	11	~~0.95 J~~ U
3-Chloropropene	3.5	Not Detected	11	Not Detected
Methylene Chloride	0.88	2.4	3.0	8.2
Methyl tert-butyl ether	0.88	Not Detected	3.2	Not Detected
trans-1,2-Dichloroethene	0.88	Not Detected	3.5	Not Detected
Hexane	0.88	0.76 J	3.1	2.7 J
1,1-Dichloroethane	0.88	Not Detected	3.5	Not Detected
2-Butanone (Methyl Ethyl Ketone)	3.5	1.1 J	10	3.3 J
cis-1,2-Dichloroethene	0.88	Not Detected	3.5	Not Detected
Tetrahydrofuran	0.88	Not Detected	2.6	Not Detected
Chloroform	0.88	~~0.15 J~~ U	4.3	~~0.74 J~~ U
1,1,1-Trichloroethane	0.88	Not Detected	4.8	Not Detected
Cyclohexane	0.88	0.32 J	3.0	1.1 J
Carbon Tetrachloride	0.88	Not Detected	5.5	Not Detected
2,2,4-Trimethylpentane	0.88	2.1	4.1	10
Benzene	0.88	3.3	2.8	10
1,2-Dichloroethane	0.88	Not Detected	3.5	Not Detected
Heptane	0.88	0.51 J	3.6	2.1 J
Trichloroethene	0.88	~~0.35 J~~ U	4.7	~~1.9 J~~ U
1,2-Dichloropropane	0.88	Not Detected	4.0	Not Detected
1,4-Dioxane	3.5	Not Detected	13	Not Detected
Bromodichloromethane	0.88	Not Detected	5.9	Not Detected
cis-1,3-Dichloropropene	0.88	Not Detected	4.0	Not Detected
4-Methyl-2-pentanone	0.88	5.1	3.6	21
Toluene	0.88	3.0	3.3	11
trans-1,3-Dichloropropene	0.88	Not Detected	4.0	Not Detected
1,1,2-Trichloroethane	0.88	Not Detected	4.8	Not Detected
Tetrachloroethene	0.88	~~0.43 J~~ U	5.9	~~2.9 J~~ U

Air Toxics LTD.
Laboratory Services Since 1989

Client Sample ID: VMP-24-22-110611

Lab ID#: 1111149A-08A

EPA METHOD TO-15 GC/MS FULL SCAN

File Name:	**o111018**	**Date of Collection:**	**11/6/11 10:17:00 AM**
Dil. Factor:	**1.75**	**Date of Analysis:**	**11/11/11 01:51 PM**

Compound	Rpt. Limit (ppbv)	Amount (ppbv)	Rpt. Limit (ug/m3)	Amount (ug/m3)
2-Hexanone	3.5	Not Detected	14	Not Detected
Dibromochloromethane	0.88	Not Detected	7.4	Not Detected
1,2-Dibromoethane (EDB)	0.88	Not Detected	6.7	Not Detected
Chlorobenzene	0.88	~~0.46 J~~ U	4.0	~~2.1 J~~ U
Ethyl Benzene	0.88	0.24 J	3.8	1.0 J
m,p-Xylene	0.88	0.51 J	3.8	2.2 J
o-Xylene	0.88	0.16 J	3.8	0.69 J
Styrene	0.88	0.12 J	3.7	0.52 J
Bromoform	0.88	~~0.16 J~~ U	9.0	~~1.6 J~~ U
Cumene	0.88	0.57 J	4.3	2.8 J
1,1,2,2-Tetrachloroethane	0.88	Not Detected	6.0	Not Detected
Propylbenzene	0.88	Not Detected	4.3	Not Detected
4-Ethyltoluene	0.88	0.12 J	4.3	0.58 J
1,3,5-Trimethylbenzene	0.88	Not Detected	4.3	Not Detected
1,2,4-Trimethylbenzene	0.88	Not Detected	4.3	Not Detected
1,3-Dichlorobenzene	0.88	Not Detected	5.3	Not Detected
1,4-Dichlorobenzene	0.88	Not Detected	5.3	Not Detected
alpha-Chlorotoluene	0.88	Not Detected	4.5	Not Detected
1,2-Dichlorobenzene	0.88	Not Detected	5.3	Not Detected
1,2,4-Trichlorobenzene	3.5	Not Detected	26	Not Detected
Hexachlorobutadiene	3.5	Not Detected	37	Not Detected
Butane	3.5	Not Detected	8.3	Not Detected
Isopentane	3.5	27	10	80

J = Estimated value.

Container Type: 1 Liter Summa Canister

Surrogates	%Recovery	Method Limits
Toluene-d8	104	70-130
1,2-Dichloroethane-d4	108	70-130
4-Bromofluorobenzene	98	70-130

Air Toxics LTD.
Laboratory Services Since 1989

Client Sample ID: VMP-24-34-110611

Lab ID#: 1111149A-09A

EPA METHOD TO-15 GC/MS FULL SCAN

File Name:	o111019	Date of Collection:	11/6/11 9:08:00 AM
Dil. Factor:	1.36	Date of Analysis:	11/11/11 02:23 PM

Compound	Rpt. Limit (ppbv)	Amount (ppbv)	Rpt. Limit (ug/m3)	Amount (ug/m3)
Freon 12	0.68	0.56 J	3.4	2.8 J
Freon 114	0.68	Not Detected	4.8	Not Detected
Chloromethane	2.7	Not Detected	5.6	Not Detected
Vinyl Chloride	0.68	Not Detected	1.7	Not Detected
1,3-Butadiene	0.68	Not Detected	1.5	Not Detected
Bromomethane	0.68	Not Detected	2.6	Not Detected
Chloroethane	2.7	Not Detected	7.2	Not Detected
Freon 11	0.68	0.29 J	3.8	1.6 J
Ethanol	2.7	20	5.1	38
Freon 113	0.68	Not Detected	5.2	Not Detected
1,1-Dichloroethene	0.68	Not Detected	2.7	Not Detected
Acetone	2.7	10	6.5	25
2-Propanol	2.7	7.0	6.7	17
Carbon Disulfide	2.7	~~0.33 J~~ U	8.5	~~1.0 J~~ U
3-Chloropropene	2.7	Not Detected	8.5	Not Detected
Methylene Chloride	0.68	0.66 J	2.4	2.3 J
Methyl tert-butyl ether	0.68	Not Detected	2.4	Not Detected
trans-1,2-Dichloroethene	0.68	Not Detected	2.7	Not Detected
Hexane	0.68	~~0.69~~ U	2.4	~~2.4~~ U
1,1-Dichloroethane	0.68	Not Detected	2.8	Not Detected
2-Butanone (Methyl Ethyl Ketone)	2.7	5.5	8.0	16
cis-1,2-Dichloroethene	0.68	Not Detected	2.7	Not Detected
Tetrahydrofuran	0.68	0.66 J	2.0	2.0 J
Chloroform	0.68	Not Detected	3.3	Not Detected
1,1,1-Trichloroethane	0.68	Not Detected	3.7	Not Detected
Cyclohexane	0.68	0.26 J	2.3	0.90 J
Carbon Tetrachloride	0.68	Not Detected	4.3	Not Detected
2,2,4-Trimethylpentane	0.68	1.9	3.2	8.8
Benzene	0.68	3.0	2.2	9.5
1,2-Dichloroethane	0.68	Not Detected	2.8	Not Detected
Heptane	0.68	0.42 J	2.8	1.7 J
Trichloroethene	0.68	~~0.65 J~~ U	3.6	~~3.5 J~~ U
1,2-Dichloropropane	0.68	Not Detected	3.1	Not Detected
1,4-Dioxane	2.7	Not Detected	9.8	Not Detected
Bromodichloromethane	0.68	Not Detected	4.6	Not Detected
cis-1,3-Dichloropropene	0.68	Not Detected	3.1	Not Detected
4-Methyl-2-pentanone	0.68	3.0	2.8	12
Toluene	0.68	7.2	2.6	27
trans-1,3-Dichloropropene	0.68	Not Detected	3.1	Not Detected
1,1,2-Trichloroethane	0.68	Not Detected	3.7	Not Detected
Tetrachloroethene	0.68	~~0.34 J~~ U	4.6	~~2.3 J~~ U

Air Toxics LTD.
Laboratory Services Since 1989

Client Sample ID: VMP-24-34-110611

Lab ID#: 1111149A-09A

EPA METHOD TO-15 GC/MS FULL SCAN

File Name:	**o111019**	**Date of Collection:**	**11/6/11 9:08:00 AM**
Dil. Factor:	**1.36**	**Date of Analysis:**	**11/11/11 02:23 PM**

Compound	Rpt. Limit (ppbv)	Amount (ppbv)	Rpt. Limit (ug/m3)	Amount (ug/m3)
2-Hexanone	2.7	0.12 J	11	0.49 J
Dibromochloromethane	0.68	Not Detected	5.8	Not Detected
1,2-Dibromoethane (EDB)	0.68	Not Detected	5.2	Not Detected
Chlorobenzene	0.68	~~0.30 J~~ U	3.1	~~1.8 J~~ U
Ethyl Benzene	0.68	0.25 J	3.0	1.1 J
m,p-Xylene	0.68	0.65 J	3.0	2.8 J
o-Xylene	0.68	0.28 J	3.0	1.2 J
Styrene	0.68	Not Detected	2.9	Not Detected
Bromoform	0.68	~~0.12 J~~ U	7.0	~~1.2 J~~ U
Cumene	0.68	0.32 J	3.3	1.6 J
1,1,2,2-Tetrachloroethane	0.68	Not Detected	4.7	Not Detected
Propylbenzene	0.68	0.071 J	3.3	0.35 J
4-Ethyltoluene	0.68	0.26 J	3.3	1.3 J
1,3,5-Trimethylbenzene	0.68	0.074 J	3.3	0.36 J
1,2,4-Trimethylbenzene	0.68	Not Detected	3.3	Not Detected
1,3-Dichlorobenzene	0.68	Not Detected	4.1	Not Detected
1,4-Dichlorobenzene	0.68	Not Detected	4.1	Not Detected
alpha-Chlorotoluene	0.68	Not Detected	3.5	Not Detected
1,2-Dichlorobenzene	0.68	Not Detected	4.1	Not Detected
1,2,4-Trichlorobenzene	2.7	Not Detected	20	Not Detected
Hexachlorobutadiene	2.7	Not Detected	29	Not Detected
Butane	2.7	1.4 J	6.5	3.3 J
Isopentane	2.7	4.0	8.0	12

J = Estimated value.

Container Type: 1 Liter Summa Canister

Surrogates	%Recovery	Method Limits
Toluene-d8	103	70-130
1,2-Dichloroethane-d4	110	70-130
4-Bromofluorobenzene	99	70-130

Air Toxics LTD.
Laboratory Services Since 1989

Client Sample ID: VMP-8-23.5-110611

Lab ID#: 1111149A-10A

EPA METHOD TO-15 GC/MS FULL SCAN

File Name:	o111020	Date of Collection:	11/6/11 12:04:00 PM
Dil. Factor:	1.91	Date of Analysis:	11/11/11 02:57 PM

Compound	Rpt. Limit (ppbv)	Amount (ppbv)	Rpt. Limit (ug/m3)	Amount (ug/m3)
Freon 12	0.96	0.61 J	4.7	3.0 J
Freon 114	0.96	Not Detected	6.7	Not Detected
Chloromethane	3.8	Not Detected	7.9	Not Detected
Vinyl Chloride	0.96	Not Detected	2.4	Not Detected
1,3-Butadiene	0.96	Not Detected	2.1	Not Detected
Bromomethane	0.96	Not Detected	3.7	Not Detected
Chloroethane	3.8	Not Detected	10	Not Detected
Freon 11	0.96	0.22 J	5.4	1.2 J
Ethanol	3.8	14	7.2	27
Freon 113	0.96	Not Detected	7.3	Not Detected
1,1-Dichloroethene	0.96	Not Detected	3.8	Not Detected
Acetone	3.8	7.9	9.1	19
2-Propanol	3.8	6.4	9.4	16
Carbon Disulfide	3.8	~~0.42 J~~ U	12	~~1.3 J~~ U
3-Chloropropene	3.8	Not Detected	12	Not Detected
Methylene Chloride	0.96	0.60 J	3.3	2.1 J
Methyl tert-butyl ether	0.96	Not Detected	3.4	Not Detected
trans-1,2-Dichloroethene	0.96	Not Detected	3.8	Not Detected
Hexane	0.96	0.81 J	3.4	2.8 J
1,1-Dichloroethane	0.96	Not Detected	3.9	Not Detected
2-Butanone (Methyl Ethyl Ketone)	3.8	1.8 J	11	5.3 J
cis-1,2-Dichloroethene	0.96	Not Detected	3.8	Not Detected
Tetrahydrofuran	0.96	Not Detected	2.8	Not Detected
Chloroform	0.96	Not Detected	4.7	Not Detected
1,1,1-Trichloroethane	0.96	Not Detected	5.2	Not Detected
Cyclohexane	0.96	Not Detected	3.3	Not Detected
Carbon Tetrachloride	0.96	Not Detected	6.0	Not Detected
2,2,4-Trimethylpentane	0.96	0.21 J	4.5	1.0 J
Benzene	0.96	0.96	3.0	3.1
1,2-Dichloroethane	0.96	Not Detected	3.9	Not Detected
Heptane	0.96	0.33 J	3.9	1.3 J
Trichloroethene	0.96	Not Detected	5.1	Not Detected
1,2-Dichloropropane	0.96	Not Detected	4.4	Not Detected
1,4-Dioxane	3.8	0.36 J	14	1.3 J
Bromodichloromethane	0.96	Not Detected	6.4	Not Detected
cis-1,3-Dichloropropene	0.96	Not Detected	4.3	Not Detected
4-Methyl-2-pentanone	0.96	8.6	3.9	35
Toluene	0.96	3.2	3.6	12
trans-1,3-Dichloropropene	0.96	Not Detected	4.3	Not Detected
1,1,2-Trichloroethane	0.96	Not Detected	5.2	Not Detected
Tetrachloroethene	0.96	~~0.56 J~~ U	6.5	~~3.4 J~~ U

Air Toxics LTD.
Laboratory Services Since 1989

Client Sample ID: VMP-8-23.5-110611

Lab ID#: 1111149A-10A

EPA METHOD TO-15 GC/MS FULL SCAN

File Name:	o111020	Date of Collection:	11/6/11 12:04:00 PM
Dil. Factor:	1.91	Date of Analysis:	11/11/11 02:57 PM

Compound	Rpt. Limit (ppbv)	Amount (ppbv)	Rpt. Limit (ug/m3)	Amount (ug/m3)
2-Hexanone	3.8	0.36 J	16	1.5 J
Dibromochloromethane	0.96	Not Detected	8.1	Not Detected
1,2-Dibromoethane (EDB)	0.96	Not Detected	7.3	Not Detected
Chlorobenzene	0.96	~~0.48 J~~ U	4.4	~~2.2 J~~ U
Ethyl Benzene	0.96	0.24 J	4.1	1.0 J
m,p-Xylene	0.96	0.60 J	4.1	2.6 J
o-Xylene	0.96	0.21 J	4.1	0.92 J
Styrene	0.96	Not Detected	4.1	Not Detected
Bromoform	0.96	~~0.22 J~~ U	9.9	~~2.3 J~~ U
Cumene	0.96	1.0	4.7	5.2
1,1,2,2-Tetrachloroethane	0.96	Not Detected	6.6	Not Detected
Propylbenzene	0.96	0.068 J	4.7	0.33 J
4-Ethyltoluene	0.96	0.25 J	4.7	1.2 J
1,3,5-Trimethylbenzene	0.96	Not Detected	4.7	Not Detected
1,2,4-Trimethylbenzene	0.96	Not Detected	4.7	Not Detected
1,3-Dichlorobenzene	0.96	Not Detected	5.7	Not Detected
1,4-Dichlorobenzene	0.96	Not Detected	5.7	Not Detected
alpha-Chlorotoluene	0.96	Not Detected	4.9	Not Detected
1,2-Dichlorobenzene	0.96	Not Detected	5.7	Not Detected
1,2,4-Trichlorobenzene	3.8	Not Detected	28	Not Detected
Hexachlorobutadiene	3.8	Not Detected	41	Not Detected
Butane	3.8	Not Detected	9.1	Not Detected
Isopentane	3.8	Not Detected	11	Not Detected

J = Estimated value.

Container Type: 1 Liter Summa Canister

Surrogates	%Recovery	Method Limits
Toluene-d8	105	70-130
1,2-Dichloroethane-d4	110	70-130
4-Bromofluorobenzene	97	70-130

Air Toxics LTD.
Laboratory Services Since 1989

Client Sample ID: VMP-2-5-110711

Lab ID#: 1111149A-11A

EPA METHOD TO-15 GC/MS FULL SCAN

File Name:	o111021	Date of Collection:	11/7/11 9:54:00 AM
Dil. Factor:	1.71	Date of Analysis:	11/11/11 04:08 PM

Compound	Rpt. Limit (ppbv)	Amount (ppbv)	Rpt. Limit (ug/m3)	Amount (ug/m3)
Freon 12	0.86	0.63 J	4.2	3.1 J
Freon 114	0.86	Not Detected	6.0	Not Detected
Chloromethane	3.4	Not Detected	7.1	Not Detected
Vinyl Chloride	0.86	Not Detected	2.2	Not Detected
1,3-Butadiene	0.86	Not Detected	1.9	Not Detected
Bromomethane	0.86	Not Detected	3.3	Not Detected
Chloroethane	3.4	Not Detected	9.0	Not Detected
Freon 11	0.86	0.20 J	4.8	1.1 J
Ethanol	3.4	19	6.4	36
Freon 113	0.86	Not Detected	6.6	Not Detected
1,1-Dichloroethene	0.86	Not Detected	3.4	Not Detected
Acetone	3.4	8.4	8.1	20
2-Propanol	3.4	6.7	8.4	16
Carbon Disulfide	3.4	~~0.24 J~~ U	11	~~0.75 J~~ U
3-Chloropropene	3.4	Not Detected	11	Not Detected
Methylene Chloride	0.86	0.35 J	3.0	1.2 J
Methyl tert-butyl ether	0.86	Not Detected	3.1	Not Detected
trans-1,2-Dichloroethene	0.86	Not Detected	3.4	Not Detected
Hexane	0.86	~~0.74 J~~ U	3.0	~~2.6 J~~ U
1,1-Dichloroethane	0.86	Not Detected	3.5	Not Detected
2-Butanone (Methyl Ethyl Ketone)	3.4	1.7 J	10	5.1 J
cis-1,2-Dichloroethene	0.86	Not Detected	3.4	Not Detected
Tetrahydrofuran	0.86	Not Detected	2.5	Not Detected
Chloroform	0.86	Not Detected	4.2	Not Detected
1,1,1-Trichloroethane	0.86	Not Detected	4.7	Not Detected
Cyclohexane	0.86	Not Detected	2.9	Not Detected
Carbon Tetrachloride	0.86	Not Detected	5.4	Not Detected
2,2,4-Trimethylpentane	0.86	11	4.0	53
Benzene	0.86	0.80 J	2.7	2.5 J
1,2-Dichloroethane	0.86	Not Detected	3.5	Not Detected
Heptane	0.86	0.47 J	3.5	1.9 J
Trichloroethene	0.86	~~0.25 J~~ U	4.6	~~1.4 J~~ U
1,2-Dichloropropane	0.86	0.11 J	4.0	0.50 J
1,4-Dioxane	3.4	Not Detected	12	Not Detected
Bromodichloromethane	0.86	Not Detected	5.7	Not Detected
cis-1,3-Dichloropropene	0.86	Not Detected	3.9	Not Detected
4-Methyl-2-pentanone	0.86	8.1	3.5	33
Toluene	0.86	2.8	3.2	10
trans-1,3-Dichloropropene	0.86	Not Detected	3.9	Not Detected
1,1,2-Trichloroethane	0.86	Not Detected	4.7	Not Detected
Tetrachloroethene	0.86	~~0.50 J~~ U	5.8	~~3.4 J~~ U

Air Toxics LTD.
Laboratory Services Since 1989

Client Sample ID: VMP-2-5-110711

Lab ID#: 1111149A-11A

EPA METHOD TO-15 GC/MS FULL SCAN

File Name:	**o111021**	**Date of Collection:**	**11/7/11 9:54:00 AM**
Dil. Factor:	**1.71**	**Date of Analysis:**	**11/11/11 04:08 PM**

Compound	Rpt. Limit (ppbv)	Amount (ppbv)	Rpt. Limit (ug/m3)	Amount (ug/m3)
2-Hexanone	3.4	0.18 J	14	0.74 J
Dibromochloromethane	0.86	Not Detected	7.3	Not Detected
1,2-Dibromoethane (EDB)	0.86	Not Detected	6.6	Not Detected
Chlorobenzene	0.86	~~0.51 J~~ U	3.9	~~2.3 J~~ U
Ethyl Benzene	0.86	0.21 J	3.7	0.91 J
m,p-Xylene	0.86	0.52 J	3.7	2.2 J
o-Xylene	0.86	0.16 J	3.7	0.71 J
Styrene	0.86	Not Detected	3.6	Not Detected
Bromoform	0.86	~~0.19 J~~ U	8.8	~~1.9 J~~ U
Cumene	0.86	0.89	4.2	4.4
1,1,2,2-Tetrachloroethane	0.86	Not Detected	5.9	Not Detected
Propylbenzene	0.86	0.056 J	4.2	0.28 J
4-Ethyltoluene	0.86	0.24 J	4.2	1.2 J
1,3,5-Trimethylbenzene	0.86	Not Detected	4.2	Not Detected
1,2,4-Trimethylbenzene	0.86	Not Detected	4.2	Not Detected
1,3-Dichlorobenzene	0.86	Not Detected	5.1	Not Detected
1,4-Dichlorobenzene	0.86	Not Detected	5.1	Not Detected
alpha-Chlorotoluene	0.86	Not Detected	4.4	Not Detected
1,2-Dichlorobenzene	0.86	Not Detected	5.1	Not Detected
1,2,4-Trichlorobenzene	3.4	Not Detected	25	Not Detected
Hexachlorobutadiene	3.4	Not Detected	36	Not Detected
Butane	3.4	Not Detected	8.1	Not Detected
Isopentane	3.4	Not Detected	10	Not Detected

J = Estimated value.

Container Type: 1 Liter Summa Canister

Surrogates	%Recovery	Method Limits
Toluene-d8	106	70-130
1,2-Dichloroethane-d4	110	70-130
4-Bromofluorobenzene	100	70-130

Air Toxics LTD.
Laboratory Services Since 1989

Client Sample ID: VMP-2-8.5-110711

Lab ID#: 1111149A-12A

EPA METHOD TO-15 GC/MS FULL SCAN

File Name:	2111013	Date of Collection:	11/7/11 10:51:00 AM
Dil. Factor:	22.8	Date of Analysis:	11/11/11 08:17 AM

Compound	Rpt. Limit (ppbv)	Amount (ppbv)	Rpt. Limit (ug/m3)	Amount (ug/m3)
Freon 12	11	Not Detected	56	Not Detected
Freon 114	11	Not Detected	80	Not Detected
Chloromethane	46	Not Detected	94	Not Detected
Vinyl Chloride	11	Not Detected	29	Not Detected
1,3-Butadiene	11	Not Detected	25	Not Detected
Bromomethane	11	Not Detected	44	Not Detected
Chloroethane	46	Not Detected	120	Not Detected
Freon 11	11	Not Detected UJ	64	Not Detected UJ
Ethanol	46	19 J	86	35 J
Freon 113	11	Not Detected	87	Not Detected
1,1-Dichloroethene	11	Not Detected	45	Not Detected
Acetone	46	Not Detected	110	Not Detected
2-Propanol	46	Not Detected	110	Not Detected
Carbon Disulfide	46	Not Detected	140	Not Detected
3-Chloropropene	46	Not Detected	140	Not Detected
Methylene Chloride	11	Not Detected	40	Not Detected
Methyl tert-butyl ether	11	Not Detected	41	Not Detected
trans-1,2-Dichloroethene	11	Not Detected	45	Not Detected
Hexane	11	Not Detected	40	Not Detected
1,1-Dichloroethane	11	Not Detected	46	Not Detected
2-Butanone (Methyl Ethyl Ketone)	46	Not Detected	130	Not Detected
cis-1,2-Dichloroethene	11	Not Detected	45	Not Detected
Tetrahydrofuran	11	Not Detected	34	Not Detected
Chloroform	11	Not Detected	56	Not Detected
1,1,1-Trichloroethane	11	Not Detected	62	Not Detected
Cyclohexane	11	Not Detected	39	Not Detected
Carbon Tetrachloride	11	Not Detected	72	Not Detected
2,2,4-Trimethylpentane	11	2900	53	14000
Benzene	11	Not Detected	36	Not Detected
1,2-Dichloroethane	11	Not Detected	46	Not Detected
Heptane	11	Not Detected	47	Not Detected
Trichloroethene	11	Not Detected	61	Not Detected
1,2-Dichloropropane	11	Not Detected	53	Not Detected
1,4-Dioxane	46	Not Detected	160	Not Detected
Bromodichloromethane	11	Not Detected	76	Not Detected
cis-1,3-Dichloropropene	11	Not Detected	52	Not Detected
4-Methyl-2-pentanone	11	4.2 J	47	17 J
Toluene	11	2.7 J	43	10 J
trans-1,3-Dichloropropene	11	Not Detected	52	Not Detected
1,1,2-Trichloroethane	11	Not Detected	62	Not Detected
Tetrachloroethene	11	Not Detected	77	Not Detected

Air Toxics LTD.
Laboratory Services Since 1989

Client Sample ID: VMP-2-8.5-110711

Lab ID#: 1111149A-12A

EPA METHOD TO-15 GC/MS FULL SCAN

File Name:	**2111013**	**Date of Collection:**	**11/7/11 10:51:00 AM**
Dil. Factor:	**22.8**	**Date of Analysis:**	**11/11/11 08:17 AM**

Compound	Rpt. Limit (ppbv)	Amount (ppbv)	Rpt. Limit (ug/m3)	Amount (ug/m3)
2-Hexanone	46	Not Detected	190	Not Detected
Dibromochloromethane	11	Not Detected	97	Not Detected
1,2-Dibromoethane (EDB)	11	Not Detected	88	Not Detected
Chlorobenzene	11	Not Detected	52	Not Detected
Ethyl Benzene	11	Not Detected	49	Not Detected
m,p-Xylene	11	Not Detected	50	Not Detected
o-Xylene	11	Not Detected	50	Not Detected
Styrene	11	Not Detected	48	Not Detected
Bromoform	11	Not Detected	120	Not Detected
Cumene	11	Not Detected	56	Not Detected
1,1,2,2-Tetrachloroethane	11	Not Detected	78	Not Detected
Propylbenzene	11	Not Detected	56	Not Detected
4-Ethyltoluene	11	Not Detected	56	Not Detected
1,3,5-Trimethylbenzene	11	Not Detected	56	Not Detected
1,2,4-Trimethylbenzene	11	2.1 J	56	10 J
1,3-Dichlorobenzene	11	Not Detected	68	Not Detected
1,4-Dichlorobenzene	11	Not Detected	68	Not Detected
alpha-Chlorotoluene	11	Not Detected	59	Not Detected
1,2-Dichlorobenzene	11	Not Detected	68	Not Detected
1,2,4-Trichlorobenzene	46	Not Detected	340	Not Detected
Hexachlorobutadiene	46	Not Detected	490	Not Detected
Butane	46	Not Detected	110	Not Detected
Isopentane	46	Not Detected	130	Not Detected

J = Estimated value.

Container Type: 1 Liter Summa Canister

Surrogates	%Recovery	Method Limits
Toluene-d8	105	70-130
1,2-Dichloroethane-d4	88	70-130
4-Bromofluorobenzene	99	70-130

Air Toxics LTD.
Laboratory Services Since 1989

Client Sample ID: Lab Blank

Lab ID#: 1111149A-13A

EPA METHOD TO-15 GC/MS FULL SCAN

File Name:	**2111008a**	**Date of Collection: NA**	
Dil. Factor:	**1.00**	**Date of Analysis: 11/10/11 08:59 PM**	

Compound	Rpt. Limit (ppbv)	Amount (ppbv)	Rpt. Limit (ug/m3)	Amount (ug/m3)
Freon 12	0.50	Not Detected	2.5	Not Detected
Freon 114	0.50	Not Detected	3.5	Not Detected
Chloromethane	2.0	Not Detected	4.1	Not Detected
Vinyl Chloride	0.50	Not Detected	1.3	Not Detected
1,3-Butadiene	0.50	Not Detected	1.1	Not Detected
Bromomethane	0.50	Not Detected	1.9	Not Detected
Chloroethane	2.0	Not Detected	5.3	Not Detected
Freon 11	0.50	Not Detected	2.8	Not Detected
Ethanol	2.0	0.46 J	3.8	0.88 J
Freon 113	0.50	Not Detected	3.8	Not Detected
1,1-Dichloroethene	0.50	Not Detected	2.0	Not Detected
Acetone	2.0	Not Detected	4.8	Not Detected
2-Propanol	2.0	Not Detected	4.9	Not Detected
Carbon Disulfide	2.0	Not Detected	6.2	Not Detected
3-Chloropropene	2.0	Not Detected	6.3	Not Detected
Methylene Chloride	0.50	Not Detected	1.7	Not Detected
Methyl tert-butyl ether	0.50	Not Detected	1.8	Not Detected
trans-1,2-Dichloroethene	0.50	Not Detected	2.0	Not Detected
Hexane	0.50	Not Detected	1.8	Not Detected
1,1-Dichloroethane	0.50	Not Detected	2.0	Not Detected
2-Butanone (Methyl Ethyl Ketone)	2.0	Not Detected	5.9	Not Detected
cis-1,2-Dichloroethene	0.50	Not Detected	2.0	Not Detected
Tetrahydrofuran	0.50	Not Detected	1.5	Not Detected
Chloroform	0.50	Not Detected	2.4	Not Detected
1,1,1-Trichloroethane	0.50	Not Detected	2.7	Not Detected
Cyclohexane	0.50	Not Detected	1.7	Not Detected
Carbon Tetrachloride	0.50	Not Detected	3.1	Not Detected
2,2,4-Trimethylpentane	0.50	Not Detected	2.3	Not Detected
Benzene	0.50	Not Detected	1.6	Not Detected
1,2-Dichloroethane	0.50	Not Detected	2.0	Not Detected
Heptane	0.50	Not Detected	2.0	Not Detected
Trichloroethene	0.50	Not Detected	2.7	Not Detected
1,2-Dichloropropane	0.50	Not Detected	2.3	Not Detected
1,4-Dioxane	2.0	Not Detected	7.2	Not Detected
Bromodichloromethane	0.50	Not Detected	3.4	Not Detected
cis-1,3-Dichloropropene	0.50	Not Detected	2.3	Not Detected
4-Methyl-2-pentanone	0.50	Not Detected	2.0	Not Detected
Toluene	0.50	Not Detected	1.9	Not Detected
trans-1,3-Dichloropropene	0.50	Not Detected	2.3	Not Detected
1,1,2-Trichloroethane	0.50	Not Detected	2.7	Not Detected
Tetrachloroethene	0.50	Not Detected	3.4	Not Detected

Air Toxics LTD.
Laboratory Services Since 1989

Client Sample ID: Lab Blank

Lab ID#: 1111149A-13A

EPA METHOD TO-15 GC/MS FULL SCAN

File Name:	**2111008a**	**Date of Collection: NA**	
Dil. Factor:	**1.00**	**Date of Analysis: 11/10/11 08:59 PM**	

Compound	Rpt. Limit (ppbv)	Amount (ppbv)	Rpt. Limit (ug/m3)	Amount (ug/m3)
2-Hexanone	2.0	Not Detected	8.2	Not Detected
Dibromochloromethane	0.50	Not Detected	4.2	Not Detected
1,2-Dibromoethane (EDB)	0.50	Not Detected	3.8	Not Detected
Chlorobenzene	0.50	Not Detected	2.3	Not Detected
Ethyl Benzene	0.50	Not Detected	2.2	Not Detected
m,p-Xylene	0.50	Not Detected	2.2	Not Detected
o-Xylene	0.50	Not Detected	2.2	Not Detected
Styrene	0.50	Not Detected	2.1	Not Detected
Bromoform	0.50	Not Detected	5.2	Not Detected
Cumene	0.50	Not Detected	2.4	Not Detected
1,1,2,2-Tetrachloroethane	0.50	Not Detected	3.4	Not Detected
Propylbenzene	0.50	Not Detected	2.4	Not Detected
4-Ethyltoluene	0.50	0.072 J	2.4	0.35 J
1,3,5-Trimethylbenzene	0.50	0.075 J	2.4	0.37 J
1,2,4-Trimethylbenzene	0.50	0.15 J	2.4	0.72 J
1,3-Dichlorobenzene	0.50	0.18 J	3.0	1.1 J
1,4-Dichlorobenzene	0.50	0.21 J	3.0	1.2 J
alpha-Chlorotoluene	0.50	0.14 J	2.6	0.71 J
1,2-Dichlorobenzene	0.50	0.21 J	3.0	1.3 J
1,2,4-Trichlorobenzene	2.0	0.51 J	15	3.8 J
Hexachlorobutadiene	2.0	Not Detected	21	Not Detected
Butane	2.0	Not Detected	4.8	Not Detected
Isopentane	2.0	Not Detected	5.9	Not Detected

J = Estimated value.

Container Type: NA - Not Applicable

Surrogates	%Recovery	Method Limits
Toluene-d8	97	70-130
1,2-Dichloroethane-d4	92	70-130
4-Bromofluorobenzene	98	70-130

Air Toxics LTD.
Laboratory Services Since 1989

Client Sample ID: Lab Blank

Lab ID#: 1111149A-I3B

EPA METHOD TO-15 GC/MS FULL SCAN

File Name:	**o111006a**	**Date of Collection: NA**	
Dil. Factor:	**1.00**	**Date of Analysis: 11/10/11 11:58 PM**	

Compound	Rpt. Limit (ppbv)	Amount (ppbv)	Rpt. Limit (ug/m3)	Amount (ug/m3)
Freon 12	0.50	Not Detected	2.5	Not Detected
Freon 114	0.50	Not Detected	3.5	Not Detected
Chloromethane	2.0	Not Detected	4.1	Not Detected
Vinyl Chloride	0.50	Not Detected	1.3	Not Detected
1,3-Butadiene	0.50	Not Detected	1.1	Not Detected
Bromomethane	0.50	Not Detected	1.9	Not Detected
Chloroethane	2.0	Not Detected	5.3	Not Detected
Freon 11	0.50	Not Detected	2.8	Not Detected
Ethanol	2.0	Not Detected	3.8	Not Detected
Freon 113	0.50	Not Detected	3.8	Not Detected
1,1-Dichloroethene	0.50	Not Detected	2.0	Not Detected
Acetone	2.0	Not Detected	4.8	Not Detected
2-Propanol	2.0	Not Detected	4.9	Not Detected
Carbon Disulfide	2.0	0.24 J	6.2	0.74 J
3-Chloropropene	2.0	Not Detected	6.3	Not Detected
Methylene Chloride	0.50	Not Detected	1.7	Not Detected
Methyl tert-butyl ether	0.50	Not Detected	1.8	Not Detected
trans-1,2-Dichloroethene	0.50	Not Detected	2.0	Not Detected
Hexane	0.50	0.15 J	1.8	0.53 J
1,1-Dichloroethane	0.50	Not Detected	2.0	Not Detected
2-Butanone (Methyl Ethyl Ketone)	2.0	Not Detected	5.9	Not Detected
cis-1,2-Dichloroethene	0.50	Not Detected	2.0	Not Detected
Tetrahydrofuran	0.50	Not Detected	1.5	Not Detected
Chloroform	0.50	0.081 J	2.4	0.39 J
1,1,1-Trichloroethane	0.50	Not Detected	2.7	Not Detected
Cyclohexane	0.50	Not Detected	1.7	Not Detected
Carbon Tetrachloride	0.50	Not Detected	3.1	Not Detected
2,2,4-Trimethylpentane	0.50	Not Detected	2.3	Not Detected
Benzene	0.50	0.11 J	1.6	0.34 J
1,2-Dichloroethane	0.50	0.11 J	2.0	0.45 J
Heptane	0.50	Not Detected	2.0	Not Detected
Trichloroethene	0.50	0.17 J	2.7	0.92 J
1,2-Dichloropropane	0.50	Not Detected	2.3	Not Detected
1,4-Dioxane	2.0	Not Detected	7.2	Not Detected
Bromodichloromethane	0.50	0.080 J	3.4	0.54 J
cis-1,3-Dichloropropene	0.50	0.073 J	2.3	0.33 J
4-Methyl-2-pentanone	0.50	Not Detected	2.0	Not Detected
Toluene	0.50	0.13 J	1.9	0.48 J
trans-1,3-Dichloropropene	0.50	0.10 J	2.3	0.45 J
1,1,2-Trichloroethane	0.50	Not Detected	2.7	Not Detected
Tetrachloroethene	0.50	0.18 J	3.4	1.2 J

Air Toxics LTD.
Laboratory Services Since 1989

Client Sample ID: Lab Blank

Lab ID#: 1111149A-13B

EPA METHOD TO-15 GC/MS FULL SCAN

File Name:	**o111006a**	**Date of Collection: NA**	
Dil. Factor:	**1.00**	**Date of Analysis: 11/10/11 11:58 PM**	

Compound	Rpt. Limit (ppbv)	Amount (ppbv)	Rpt. Limit (ug/m3)	Amount (ug/m3)
2-Hexanone	2.0	Not Detected	8.2	Not Detected
Dibromochloromethane	0.50	0.10 J	4.2	0.88 J
1,2-Dibromoethane (EDB)	0.50	0.063 J	3.8	0.48 J
Chlorobenzene	0.50	0.23 J	2.3	1.1 J
Ethyl Benzene	0.50	Not Detected	2.2	Not Detected
m,p-Xylene	0.50	Not Detected	2.2	Not Detected
o-Xylene	0.50	Not Detected	2.2	Not Detected
Styrene	0.50	Not Detected	2.1	Not Detected
Bromoform	0.50	0.094 J	5.2	0.97 J
Cumene	0.50	Not Detected	2.4	Not Detected
1,1,2,2-Tetrachloroethane	0.50	Not Detected	3.4	Not Detected
Propylbenzene	0.50	Not Detected	2.4	Not Detected
4-Ethyltoluene	0.50	Not Detected	2.4	Not Detected
1,3,5-Trimethylbenzene	0.50	Not Detected	2.4	Not Detected
1,2,4-Trimethylbenzene	0.50	Not Detected	2.4	Not Detected
1,3-Dichlorobenzene	0.50	0.11 J	3.0	0.64 J
1,4-Dichlorobenzene	0.50	0.11 J	3.0	0.68 J
alpha-Chlorotoluene	0.50	0.070 J	2.6	0.36 J
1,2-Dichlorobenzene	0.50	0.077 J	3.0	0.46 J
1,2,4-Trichlorobenzene	2.0	0.40 J	15	2.9 J
Hexachlorobutadiene	2.0	Not Detected	21	Not Detected
Butane	2.0	Not Detected	4.8	Not Detected
Isopentane	2.0	Not Detected	5.9	Not Detected

J = Estimated value.

Container Type: NA - Not Applicable

Surrogates	%Recovery	Method Limits
Toluene-d8	103	70-130
1,2-Dichloroethane-d4	108	70-130
4-Bromofluorobenzene	97	70-130

Air Toxics LTD.
Laboratory Services Since 1989

Client Sample ID: CCV

Lab ID#: 1111149A-14A

EPA METHOD TO-15 GC/MS FULL SCAN

File Name:	2111007	Date of Collection: NA	
Dil. Factor:	1.00	Date of Analysis: 11/10/11 08:16 PM	

Compound	%Recovery
Freon 12	81
Freon 114	86
Chloromethane	89
Vinyl Chloride	92
1,3-Butadiene	95
Bromomethane	106
Chloroethane	94
Freon 11	78
Ethanol	104
Freon 113	86
1,1-Dichloroethene	98
Acetone	91
2-Propanol	95
Carbon Disulfide	81
3-Chloropropene	94
Methylene Chloride	85
Methyl tert-butyl ether	101
trans-1,2-Dichloroethene	100
Hexane	97
1,1-Dichloroethane	88
2-Butanone (Methyl Ethyl Ketone)	98
cis-1,2-Dichloroethene	93
Tetrahydrofuran	96
Chloroform	84
1,1,1-Trichloroethane	83
Cyclohexane	102
Carbon Tetrachloride	85
2,2,4-Trimethylpentane	92
Benzene	91
1,2-Dichloroethane	82
Heptane	97
Trichloroethene	93
1,2-Dichloropropane	91
1,4-Dioxane	99
Bromodichloromethane	89
cis-1,3-Dichloropropene	99
4-Methyl-2-pentanone	103
Toluene	87
trans-1,3-Dichloropropene	101
1,1,2-Trichloroethane	92
Tetrachloroethene	93

Air Toxics LTD.
Laboratory Services Since 1989

Client Sample ID: CCV

Lab ID#: 1111149A-14A

EPA METHOD TO-15 GC/MS FULL SCAN

File Name:	**2111007**	**Date of Collection: NA**	
Dil. Factor:	**1.00**	**Date of Analysis: 11/10/11 08:16 PM**	

Compound	%Recovery
2-Hexanone	107
Dibromochloromethane	97
1,2-Dibromoethane (EDB)	95
Chlorobenzene	90
Ethyl Benzene	100
m,p-Xylene	103
o-Xylene	102
Styrene	109
Bromoform	102
Cumene	97
1,1,2,2-Tetrachloroethane	89
Propylbenzene	96
4-Ethyltoluene	107
1,3,5-Trimethylbenzene	101
1,2,4-Trimethylbenzene	106
1,3-Dichlorobenzene	93
1,4-Dichlorobenzene	95
alpha-Chlorotoluene	108
1,2-Dichlorobenzene	92
1,2,4-Trichlorobenzene	90
Hexachlorobutadiene	86
Butane	94
Isopentane	96

Container Type: NA - Not Applicable

Surrogates	%Recovery	Method Limits
Toluene-d8	99	70-130
1,2-Dichloroethane-d4	90	70-130
4-Bromofluorobenzene	103	70-130

Air Toxics LTD.
Laboratory Services Since 1989

Client Sample ID: CCV

Lab ID#: 1111149A-14B

EPA METHOD TO-15 GC/MS FULL SCAN

File Name:	**o111002**	**Date of Collection: NA**	
Dil. Factor:	**1.00**	**Date of Analysis: 11/10/11 09:25 PM**	

Compound	%Recovery
Freon 12	124
Freon 114	116
Chloromethane	110
Vinyl Chloride	113
1,3-Butadiene	110
Bromomethane	116
Chloroethane	112
Freon 11	124
Ethanol	97
Freon 113	111
1,1-Dichloroethene	113
Acetone	115
2-Propanol	102
Carbon Disulfide	105
3-Chloropropene	113
Methylene Chloride	105
Methyl tert-butyl ether	108
trans-1,2-Dichloroethene	110
Hexane	102
1,1-Dichloroethane	108
2-Butanone (Methyl Ethyl Ketone)	107
cis-1,2-Dichloroethene	112
Tetrahydrofuran	102
Chloroform	114
1,1,1-Trichloroethane	115
Cyclohexane	105
Carbon Tetrachloride	119
2,2,4-Trimethylpentane	111
Benzene	99
1,2-Dichloroethane	106
Heptane	109
Trichloroethene	103
1,2-Dichloropropane	105
1,4-Dioxane	112
Bromodichloromethane	108
cis-1,3-Dichloropropene	108
4-Methyl-2-pentanone	114
Toluene	107
trans-1,3-Dichloropropene	106
1,1,2-Trichloroethane	102
Tetrachloroethene	99

Air Toxics LTD.
Laboratory Services Since 1989

Client Sample ID: CCV

Lab ID#: 1111149A-14B

EPA METHOD TO-15 GC/MS FULL SCAN

File Name:	**o111002**	**Date of Collection: NA**	
Dil. Factor:	**1.00**	**Date of Analysis: 11/10/11 09:25 PM**	

Compound	%Recovery
2-Hexanone	109
Dibromochloromethane	106
1,2-Dibromoethane (EDB)	105
Chlorobenzene	100
Ethyl Benzene	107
m,p-Xylene	111
o-Xylene	109
Styrene	113
Bromoform	108
Cumene	110
1,1,2,2-Tetrachloroethane	109
Propylbenzene	111
4-Ethyltoluene	112
1,3,5-Trimethylbenzene	115
1,2,4-Trimethylbenzene	115
1,3-Dichlorobenzene	110
1,4-Dichlorobenzene	110
alpha-Chlorotoluene	121
1,2-Dichlorobenzene	113
1,2,4-Trichlorobenzene	104
Hexachlorobutadiene	107
Butane	113
Isopentane	97

Container Type: NA - Not Applicable

Surrogates	%Recovery	Method Limits
Toluene-d8	102	70-130
1,2-Dichloroethane-d4	107	70-130
4-Bromofluorobenzene	102	70-130

Air Toxics LTD.
Laboratory Services Since 1989

Client Sample ID: LCS

Lab ID#: 1111149A-15A

EPA METHOD TO-15 GC/MS FULL SCAN

File Name:	**2111003**	**Date of Collection: NA**	
Dil. Factor:	**1.00**	**Date of Analysis: 11/10/11 05:06 PM**	

Compound	%Recovery
Freon 12	72
Freon 114	78
Chloromethane	83
Vinyl Chloride	85
1,3-Butadiene	87
Bromomethane	96
Chloroethane	87
Freon 11	69 Q
Ethanol	88
Freon 113	80
1,1-Dichloroethene	96
Acetone	85
2-Propanol	89
Carbon Disulfide	90
3-Chloropropene	101
Methylene Chloride	78
Methyl tert-butyl ether	99
trans-1,2-Dichloroethene	106
Hexane	89
1,1-Dichloroethane	83
2-Butanone (Methyl Ethyl Ketone)	92
cis-1,2-Dichloroethene	89
Tetrahydrofuran	87
Chloroform	78
1,1,1-Trichloroethane	78
Cyclohexane	96
Carbon Tetrachloride	78
2,2,4-Trimethylpentane	83
Benzene	86
1,2-Dichloroethane	74
Heptane	87
Trichloroethene	86
1,2-Dichloropropane	83
1,4-Dioxane	88
Bromodichloromethane	81
cis-1,3-Dichloropropene	92
4-Methyl-2-pentanone	92
Toluene	79
trans-1,3-Dichloropropene	95
1,1,2-Trichloroethane	86
Tetrachloroethene	86

Air Toxics LTD.
Laboratory Services Since 1989

Client Sample ID: LCS

Lab ID#: 1111149A-15A

EPA METHOD TO-15 GC/MS FULL SCAN

File Name:	**2111003**	**Date of Collection: NA**
Dil. Factor:	**1.00**	**Date of Analysis: 11/10/11 05:06 PM**

Compound	%Recovery
2-Hexanone	95
Dibromochloromethane	87
1,2-Dibromoethane (EDB)	87
Chlorobenzene	84
Ethyl Benzene	92
m,p-Xylene	95
o-Xylene	94
Styrene	98
Bromoform	91
Cumene	89
1,1,2,2-Tetrachloroethane	83
Propylbenzene	88
4-Ethyltoluene	91
1,3,5-Trimethylbenzene	90
1,2,4-Trimethylbenzene	94
1,3-Dichlorobenzene	85
1,4-Dichlorobenzene	86
alpha-Chlorotoluene	93
1,2-Dichlorobenzene	84
1,2,4-Trichlorobenzene	83
Hexachlorobutadiene	77
Butane	81
Isopentane	90

Q = Exceeds Quality Control limits.

Container Type: NA - Not Applicable

Surrogates	%Recovery	Method Limits
Toluene-d8	97	70-130
1,2-Dichloroethane-d4	86	70-130
4-Bromofluorobenzene	101	70-130

Air Toxics LTD.
Laboratory Services Since 1989

Client Sample ID: LCSD

Lab ID#: 1111149A-15AA

EPA METHOD TO-15 GC/MS FULL SCAN

File Name:	**2111004**	**Date of Collection: NA**
Dil. Factor:	**1.00**	**Date of Analysis: 11/10/11 05:53 PM**

Compound	%Recovery
Freon 12	73
Freon 114	78
Chloromethane	83
Vinyl Chloride	86
1,3-Butadiene	88
Bromomethane	98
Chloroethane	88
Freon 11	70
Ethanol	93
Freon 113	79
1,1-Dichloroethene	96
Acetone	86
2-Propanol	89
Carbon Disulfide	89
3-Chloropropene	100
Methylene Chloride	77
Methyl tert-butyl ether	98
trans-1,2-Dichloroethene	104
Hexane	88
1,1-Dichloroethane	82
2-Butanone (Methyl Ethyl Ketone)	91
cis-1,2-Dichloroethene	89
Tetrahydrofuran	85
Chloroform	77
1,1,1-Trichloroethane	77
Cyclohexane	97
Carbon Tetrachloride	77
2,2,4-Trimethylpentane	82
Benzene	86
1,2-Dichloroethane	73
Heptane	87
Trichloroethene	86
1,2-Dichloropropane	82
1,4-Dioxane	88
Bromodichloromethane	81
cis-1,3-Dichloropropene	91
4-Methyl-2-pentanone	92
Toluene	79
trans-1,3-Dichloropropene	95
1,1,2-Trichloroethane	86
Tetrachloroethene	86

Air Toxics LTD.
Laboratory Services Since 1989

Client Sample ID: LCSD

Lab ID#: 1111149A-15AA

EPA METHOD TO-15 GC/MS FULL SCAN

File Name:	**2111004**	**Date of Collection: NA**	
Dil. Factor:	**1.00**	**Date of Analysis: 11/10/11 05:53 PM**	

Compound	%Recovery
2-Hexanone	96
Dibromochloromethane	89
1,2-Dibromoethane (EDB)	88
Chlorobenzene	84
Ethyl Benzene	92
m,p-Xylene	96
o-Xylene	95
Styrene	100
Bromoform	91
Cumene	89
1,1,2,2-Tetrachloroethane	83
Propylbenzene	89
4-Ethyltoluene	94
1,3,5-Trimethylbenzene	92
1,2,4-Trimethylbenzene	95
1,3-Dichlorobenzene	86
1,4-Dichlorobenzene	86
alpha-Chlorotoluene	97
1,2-Dichlorobenzene	86
1,2,4-Trichlorobenzene	86
Hexachlorobutadiene	78
Butane	82
Isopentane	91

Container Type: NA - Not Applicable

Surrogates	%Recovery	Method Limits
Toluene-d8	97	70-130
1,2-Dichloroethane-d4	84	70-130
4-Bromofluorobenzene	102	70-130

Air Toxics LTD.
Laboratory Services Since 1989

Client Sample ID: LCS

Lab ID#: 1111149A-15B

EPA METHOD TO-15 GC/MS FULL SCAN

File Name:	**o111003**	**Date of Collection: NA**	
Dil. Factor:	**1.00**	**Date of Analysis: 11/10/11 10:02 PM**	

Compound	%Recovery
Freon 12	113
Freon 114	107
Chloromethane	102
Vinyl Chloride	107
1,3-Butadiene	101
Bromomethane	105
Chloroethane	104
Freon 11	113
Ethanol	87
Freon 113	99
1,1-Dichloroethene	112
Acetone	94
2-Propanol	92
Carbon Disulfide	118
3-Chloropropene	119
Methylene Chloride	93
Methyl tert-butyl ether	99
trans-1,2-Dichloroethene	114
Hexane	91
1,1-Dichloroethane	99
2-Butanone (Methyl Ethyl Ketone)	95
cis-1,2-Dichloroethene	98
Tetrahydrofuran	86
Chloroform	102
1,1,1-Trichloroethane	106
Cyclohexane	94
Carbon Tetrachloride	110
2,2,4-Trimethylpentane	97
Benzene	94
1,2-Dichloroethane	100
Heptane	97
Trichloroethene	97
1,2-Dichloropropane	98
1,4-Dioxane	95
Bromodichloromethane	102
cis-1,3-Dichloropropene	103
4-Methyl-2-pentanone	99
Toluene	98
trans-1,3-Dichloropropene	98
1,1,2-Trichloroethane	93
Tetrachloroethene	88

Air Toxics LTD.
Laboratory Services Since 1989

Client Sample ID: LCS

Lab ID#: 1111149A-15B

EPA METHOD TO-15 GC/MS FULL SCAN

File Name:	**o111003**	**Date of Collection: NA**
Dil. Factor:	**1.00**	**Date of Analysis: 11/10/11 10:02 PM**

Compound	%Recovery
2-Hexanone	92
Dibromochloromethane	96
1,2-Dibromoethane (EDB)	96
Chlorobenzene	90
Ethyl Benzene	97
m,p-Xylene	100
o-Xylene	98
Styrene	102
Bromoform	96
Cumene	101
1,1,2,2-Tetrachloroethane	101
Propylbenzene	101
4-Ethyltoluene	96
1,3,5-Trimethylbenzene	99
1,2,4-Trimethylbenzene	101
1,3-Dichlorobenzene	99
1,4-Dichlorobenzene	97
alpha-Chlorotoluene	109
1,2-Dichlorobenzene	103
1,2,4-Trichlorobenzene	97
Hexachlorobutadiene	98
Butane	103
Isopentane	88

Container Type: NA - Not Applicable

Surrogates	%Recovery	Method Limits
Toluene-d8	107	70-130
1,2-Dichloroethane-d4	107	70-130
4-Bromofluorobenzene	100	70-130

Air Toxics LTD.
Laboratory Services Since 1989

Client Sample ID: LCSD

Lab ID#: 1111149A-15BB

EPA METHOD TO-15 GC/MS FULL SCAN

File Name:	**o111004**	**Date of Collection: NA**
Dil. Factor:	**1.00**	**Date of Analysis: 11/10/11 10:19 PM**

Compound	%Recovery
Freon 12	111
Freon 114	103
Chloromethane	103
Vinyl Chloride	104
1,3-Butadiene	101
Bromomethane	100
Chloroethane	102
Freon 11	109
Ethanol	84
Freon 113	99
1,1-Dichloroethene	107
Acetone	90
2-Propanol	90
Carbon Disulfide	116
3-Chloropropene	120
Methylene Chloride	93
Methyl tert-butyl ether	98
trans-1,2-Dichloroethene	111
Hexane	91
1,1-Dichloroethane	98
2-Butanone (Methyl Ethyl Ketone)	94
cis-1,2-Dichloroethene	98
Tetrahydrofuran	85
Chloroform	102
1,1,1-Trichloroethane	104
Cyclohexane	94
Carbon Tetrachloride	110
2,2,4-Trimethylpentane	99
Benzene	93
1,2-Dichloroethane	98
Heptane	98
Trichloroethene	97
1,2-Dichloropropane	98
1,4-Dioxane	95
Bromodichloromethane	99
cis-1,3-Dichloropropene	101
4-Methyl-2-pentanone	98
Toluene	100
trans-1,3-Dichloropropene	96
1,1,2-Trichloroethane	92
Tetrachloroethene	90

Air Toxics LTD.
Laboratory Services Since 1989

Client Sample ID: LCSD

Lab ID#: 1111149A-15BB

EPA METHOD TO-15 GC/MS FULL SCAN

File Name:	**o111004**	**Date of Collection: NA**
Dil. Factor:	**1.00**	**Date of Analysis: 11/10/11 10:19 PM**

Compound	%Recovery
2-Hexanone	90
Dibromochloromethane	95
1,2-Dibromoethane (EDB)	97
Chlorobenzene	91
Ethyl Benzene	98
m,p-Xylene	102
o-Xylene	100
Styrene	102
Bromoform	96
Cumene	101
1,1,2,2-Tetrachloroethane	102
Propylbenzene	101
4-Ethyltoluene	98
1,3,5-Trimethylbenzene	104
1,2,4-Trimethylbenzene	102
1,3-Dichlorobenzene	100
1,4-Dichlorobenzene	98
alpha-Chlorotoluene	108
1,2-Dichlorobenzene	104
1,2,4-Trichlorobenzene	102
Hexachlorobutadiene	99
Butane	98
Isopentane	86

Container Type: NA - Not Applicable

Surrogates	%Recovery	Method Limits
Toluene-d8	106	70-130
1,2-Dichloroethane-d4	105	70-130
4-Bromofluorobenzene	100	70-130

1111149

Shell Oil Products Chain Of Custody Record

URS

Air Toxics LTD.
Project Name: Roxana Soil Vapor
Project # 21562593.00010

Lab Vendor #

Please Check Appropriate Box:
- [x] ENV. SERVICES
- [ ] MOTIVA RETAIL
- [ ] SHELL RETAIL
- [ ] MOTIVA SOS/CH
- [ ] CONSULTANT
- [ ] LUBES
- [ ] SHELL PIPELINE
- [ ] OTHER

Print Bill To Contact Name: Thomas Adams

PO #

INCIDENT # (ENV. SERVICES): 9 7 2 1 6 6 4 0

SAP #: 3 4 0 0 6 1

[ ] CHECK IF NO INCIDENT # APPLIES

DATE: 7-Nov-11

PAGE: 1 of 2

LOG CODE

SAMPLING COMPANY: URS CORPORATION

ADDRESS: 1001 HIGHLANDS PLAZA DRIVE WEST - SUITE 300; ST. LOUIS, MO 63110

LABORATORY ADDRESS: Air Toxics, LTD 180 Blue Ravine Road, Suite B, Folsom, CA 95630-4719

TELEPHONE: 314-429-0100 FAX: 314-429-0462 SITE CONTACT E-MAIL: thomas.adams@urs.com

SITE ADDRESS: Street and City: 900 SOUTH CENTRAL AVE – ROXANA State: IL

JOBNAL ID NO.:

COP DELIVERABLE TO (Name, Company, Office Location): Elizabeth Kunkel, URS, St. Louis

PHONE NO.: 314-743-4178

E-MAIL: elizabeth.kunkel@urs.com

CONSULTANT PROJECT NAME/#: Roxana Soil Vapor

SAMPLER NAME(S) (PRINT):

TURNAROUND TIME (CALENDAR DAYS):
- [x] STANDARD (14 DAY)
- [ ] 5 DAYS
- [ ] 3 DAYS
- [ ] 2 DAYS
- [ ] 24 HOURS
- [ ] RESULTS NEEDED ON WEEKEND

- [ ] LA - RWQCB REPORT FORMAT
- [x] UST AGENCY:

DELIVERABLES:
- [ ] LEVEL 1
- [ ] LEVEL 2
- [ ] LEVEL 3
- [x] LEVEL 4
- [ ] OTHER (SPECIFY)

- [x] SHELL CONTRACT RATE APPLIES
- [x] STATE REIMBURSEMENT RATE APPLIES
- [ ] EDD NOT NEEDED
- [x] RACEIPT VERIFICATION REQUESTED

REQUESTED ANALYSIS

Turn Around Time:
- [x] Normal
- [ ] Rush
- Specify

Lab Use Only
Pressurized by:
Date:
Pressurization Gas: N_2 He

Lab Use Only	Field Sample Identification	SAMPLING DATE	SAMPLING TIME	Canister Number	Canister Pressure/Vacuum Initial	Final	Receipt	Final (psi)	Modified TO-15 + Butane & Isopentane	ASTM D-1946 + Helium	ASTM D-1946		Sample PID (ppm)
01A	VMP-10-5-110411	11/04/11	1418 - 1448	605	-30	-6.5			X	X			
02A	VMP-10-10-110411	11/04/11	1519 - 1547	731	-30	-9			X	X			
03A	VMP-10-10-110411-DUP	11/04/11	1519 - 1547	3929	-30	-7.5			X	X			
04A	VMP-10-20-110411	11/04/11	1521 - 1549	2068	-30	-8.5			X	X			
05A	VMP-20-25-110511	11/05/11	0906 - 0942	2175	-30	-7.5			X	X			
06A	VMP-22-18-110511	11/05/11	1454 - 1518	844	-30	-9			X	X			
07A	VMP-23-25-110511	11/05/11	1514 - 1536	836	-28	-9.5			X	X			
08A	VMP-24-22-110611	11/06/11	0949 - 1017	3900	-27	-8			X	X			
09A	VMP-24-34-110611	11/06/11	0937 - 0908	2366	-30	-5			X	X			
10A	VMP-8-23.5-110611	11/06/11	1134 - 1204	2025	-30	-9			X	X			

ADDITIONAL NOTES:
- 14 day hold time
- Report results between MDL and RL
- Level IV ECVP

Relinquished by (Signature)	Received by (Signature)	Date	Time
[signature]	FedEx	11/7/11	1800
	[signature]	11.8.11	0900

05/2000 Revision

CUST? Y N NONE
SEAL? [signature]

1111149

Shell Oil Products Chain Of Custody Record

URS

Air Toxics LTD.
Project Name: Roxana Soil Vapor
Project # 21562593.00010

Lab Vendor #

Please Check Appropriate Box:
- [x] ENV. SERVICES
- [ ] MOTIVA RETAIL
- [ ] SHELL RETAIL
- [ ] MOTIVA SDACH
- [ ] CONSULTANT
- [ ] LUBES
- [ ] SHELL PIPELINE
- [ ] OTHER _____

Print Bill To Contact Name: Thomas Adams

INCIDENT # (ENV SERVICES): 9 7 2 1 6 6 4 0

PO #

SAP #: 3 4 0 0 6 1

- [ ] CHECK IF NO INCIDENT # APPLIES

DATE: 7-Nov-11

PAGE: 2 of 2

SAMPLING COMPANY: URS CORPORATION

LOG CODE:

SITE ADDRESS: Street and City: 900 SOUTH CENTRAL AVE -- ROXANA

State: IL

GLOBAL ID NO.:

ADDRESS: 1001 HIGHLANDS PLAZA DRIVE WEST - SUITE 300; ST. LOUIS, MO 63110

EDF DELIVERABLE TO (Name, Company, Office Location): Elizabeth Kunkel, URS, St. Louis

PHONE NO.: 314-743-4179

E-MAIL: elizabethkunkel@urs.com

CONSULTANT PROJECT NAME#: Roxana Soil Vapor

LABORATORY ADDRESS: Air Toxics, LTD 180 Blue Ravine Road, Suite B, Folsom, CA 95630-4719

SAMPLER NAME(S) (Print):

TELEPHONE: 314-429-0100

FAX: 314-429-0462

BILL TO CONTACT E-MAIL: thomas.adams@urs.com

TURNAROUND TIME (CALENDAR DAYS):
- [x] STANDARD (14 DAY)
- [ ] 5 DAYS
- [ ] 3 DAYS
- [ ] 2 DAYS
- [ ] 24 HOURS
- [ ] RESULTS NEEDED ON WEEKEND

- [ ] LA - RWQCB REPORT FORMAT
- [x] UST AGENCY:

DELIVERABLES:
- [ ] LEVEL 1
- [ ] LEVEL 2
- [ ] LEVEL 3
- [x] LEVEL 4
- [ ] OTHER (SPECIFY) _____

- [x] SHELL CONTRACT RATE APPLIES
- [x] STATE REIMBURSEMENT RATE APPLIES
- [ ] EDD NOT NEEDED
- [x] RECEIPT VERIFICATION REQUESTED

REQUESTED ANALYSIS

Turn Around Time:
- [x] Normal
- [ ] Rush
- Specify

Lab Use Only
Pressurized by:
Date:
Pressurization Gas: Nz He

LAB USE ONLY	Field Sample Identification	SAMPLING DATE	SAMPLING TIME	Canister Number	Canister Pressure/Vacuum Initial	Final	Receipt	Final (psi)	Modified TO-15 + Butane & Isopentane	ASTM D-1946 + Helium	ASTM D-1946		Sample PID (ppm)
	VMP-2-5-110711	11/07/11	0919 - 0954	3519	-30	-7.5			X	X			
	VMP-2-8.5-110711	11/07/11	1021 - 1051	2560	-28	-8			X	X			

ADDITIONAL NOTES:
- 14 day hold time
- Report results between MDL and RL
- Level IV ECVP

Relinquished by: (Signature)	Received by: (Signature)	Date:	Time
Relinquished by: (Signature)	Received by: (Signature)	Date:	Time
Relinquished by: (Signature)	Received by: (Signature)	Date:	Time

05/2/06 Revision

Air Toxics LTD.
Laboratory Services Since 1989

11/22/2011
Mr. Jeff Adams
URS Corporation
1001 Highlands Plaza Dr. West
Suite 300
St. Louis MO 63110

Project Name: Roxana Soil Vapor
Project #: 21562593.00010
Workorder #: 1111149B

Dear Mr. Jeff Adams

The following report includes the data for the above referenced project for sample(s) received on 11/8/2011 at Air Toxics Ltd.

The data and associated QC analyzed by Modified ASTM D-1946 are compliant with the project requirements or laboratory criteria with the exception of the deviations noted in the attached case narrative.

Thank you for choosing Air Toxics Ltd. for your air analysis needs. Air Toxics Ltd. is committed to providing accurate data of the highest quality. Please feel free to contact the Project Manager: Kelly Buettner at 916-985-1000 if you have any questions regarding the data in this report.

Regards,

Kelly Buettner

Kelly Buettner
Project Manager

Reviewed on 12/13/2011

180 BLUE RAVINE ROAD, SUITE B FOLSOM, CA - 95630
(916) 985-1000 .FAX (916) 985-1020
Hours 6:30 A.M to 5:30 PST

Air Toxics LTD.
Laboratory Services Since 1989

WORK ORDER #: 1111149B

Work Order Summary

CLIENT:	Mr. Jeff Adams URS Corporation 1001 Highlands Plaza Dr. West Suite 300 St. Louis, MO 63110	**BILL TO:**	Accounts Payable Austin URS Corporation P.O. BOX 203970 Austin, TX 78720-1088
PHONE:	314-429-0100	**P.O. #**	
FAX:		**PROJECT #**	21562593.00010 Roxana Soil Vapor
DATE RECEIVED:	11/08/2011	**CONTACT:**	Kelly Buettner
DATE COMPLETED:	11/22/2011		

FRACTION #	NAME	TEST	RECEIPT VAC./PRES.	FINAL PRESSURE
01A	VMP-10-5-110411	Modified ASTM D-1946	1.0 "Hg	5 psi
02A	VMP-10-10-110411	Modified ASTM D-1946	7.5 "Hg	5 psi
03A	VMP-10-10-110411-DUP	Modified ASTM D-1946	7.5 "Hg	5 psi
04A	VMP-10-20-110411	Modified ASTM D-1946	7.5 "Hg	5 psi
05A	VMP-20-25-110511	Modified ASTM D-1946	6.0 "Hg	5 psi
06A	VMP-22-18-110511	Modified ASTM D-1946	8.0 "Hg	5 psi
07A	VMP-23-25-110511	Modified ASTM D-1946	8.0 "Hg	5 psi
08A	VMP-24-22-110611	Modified ASTM D-1946	7.0 "Hg	5 psi
09A	VMP-24-34-110611	Modified ASTM D-1946	0.5 "Hg	5 psi
10A	VMP-8-23.5-110611	Modified ASTM D-1946	9.0 "Hg	5 psi
11A	VMP-2-5-110711	Modified ASTM D-1946	6.5 "Hg	5 psi
12A	VMP-2-8.5-110711	Modified ASTM D-1946	6.5 "Hg	5 psi
13A	Lab Blank	Modified ASTM D-1946	NA	NA
13B	Lab Blank	Modified ASTM D-1946	NA	NA
14A	LCS	Modified ASTM D-1946	NA	NA
14AA	LCSD	Modified ASTM D-1946	NA	NA

CERTIFIED BY: Linda A. Freeman

Laboratory Director

DATE: 11/22/11

Certfication numbers: AZ Licensure AZ0719, CA NELAP - 02110CA, LA NELAP - 02089, NY NELAP - 11291, TX NELAP - T104704434-11-3, UT NELAP -CA009332011-1, WA NELAP - C935
Name of Accrediting Agency: NELAP/Florida Department of Health, Scope of Application: Clean Air Act, Accreditation number: E87680, Effective date: 07/01/11 , Expiration date: 06/30/12.
Air Toxics Ltd. certifies that the test results contained in this report meet all requirements of the NELAC standards

This report shall not be reproduced, except in full, without the written approval of Air Toxics Ltd.

180 BLUE RAVINE ROAD, SUITE B FOLSOM, CA - 95630
(916) 985-1000 . (800) 985-5955 . FAX (916) 985-1020

LABORATORY NARRATIVE
Modified ASTM D-1946
URS Corporation
Workorder# 1111149B

Twelve 1 Liter Summa Canister samples were received on November 08, 2011. The laboratory performed analysis via Modified ASTM Method D-1946 for Methane and fixed gases in air using GC/FID or GC/TCD. The method involves direct injection of 1.0 mL of sample.

On the analytical column employed for this analysis, Oxygen coelutes with Argon. The corresponding peak is quantitated as Oxygen.

Since Nitrogen is used to pressurize samples, the reported Nitrogen values are calculated by adding all the sample components and subtracting from 100%.

Method modifications taken to run these samples are summarized in the table below. Specific project requirements may over-ride the ATL modifications.

Requirement	*ASTM D-1946*	*ATL Modifications*
Calibration	A single point calibration is performed using a reference standard closely matching the composition of the unknown.	A 3-point calibration curve is performed. Quantitation is based on a daily calibration standard which may or may not resemble the composition of the associated samples.
Reference Standard	The composition of any referenee standard must be known to within 0.01 mol % for any component.	The standards used by ATL are blended to a >/= 95% accuracy.
Sample Injeetion Volume	Components whose concentrations are in excess of 5 % should not be analyzed by using sample volumes greater than 0.5 mL.	The sample container is connected directly to a fixed volume sample loop of 1.0 mL on the GC. Linear range is defined by the calibration curve. Bags are loaded by vacuum.
Normalization	Normalize the mole percent values by multiplying each value by 100 and dividing by the sum of the original values. The sum of the original values should not differ from 100% by more than 1.0%.	Results are not normalized. The sum of the reported values can differ from 100% by as much as 15%, either due to analytical variability or an unusual sample matrix.
Precision	Precision requirements established at each concentration level.	Duplicates should agree within 25% RPD for detections > 5 X's the RL.

Receiving Notes

There were no receiving discrepancies.

Analytical Notes

As per project specific client request the laboratory has reported estimated values for target compound hits that are below the Reporting Limit but greater than the Method Detection Limit. Concentrations that are below the level at which the canister was certified may be false positives.

Definition of Data Qualifying Flags

Seven qualifiers may have been used on the data analysis sheets and indicate as follows:
B - Compound present in laboratory blank greater than reporting limit.
J - Estimated value.
E - Exceeds instrument calibration range.
S - Saturated peak.
Q - Exceeds quality control limits.
U - Compound analyzed for but not detected above the detection limit.
M - Reported value may be biased due to apparent matrix interferences.
File extensions may have been used on the data analysis sheets and indicates as follows:
a-File was requantified
b-File was quantified by a second column and detector
r1-File was requantified for the purpose of reissue

Air Toxics LTD.
Laboratory Services Since 1989

Summary of Detected Compounds
NATURAL GAS ANALYSIS BY MODIFIED ASTM D-1946

Client Sample ID: VMP-10-5-110411

Lab ID#: 1111149B-01A

Compound	Rpt. Limit (%)	Amount (%)
Oxygen	0.14	19
Nitrogen	0.14	78
Methane	0.00014	0.000056 J
Carbon Dioxide	0.014	2.5
Helium	0.070	0.042 J

Client Sample ID: VMP-10-10-110411

Lab ID#: 1111149B-02A

Compound	Rpt. Limit (%)	Amount (%)
Oxygen	0.18	16
Nitrogen	0.18	80
Carbon Dioxide	0.018	4.2
Helium	0.090	0.016 J

Client Sample ID: VMP-10-10-110411-DUP

Lab ID#: 1111149B-03A

Compound	Rpt. Limit (%)	Amount (%)
Oxygen	0.18	16
Nitrogen	0.18	80
Carbon Dioxide	0.018	4.3
Helium	0.090	0.016 J

Client Sample ID: VMP-10-20-110411

Lab ID#: 1111149B-04A

Compound	Rpt. Limit (%)	Amount (%)
Oxygen	0.18	16
Nitrogen	0.18	79
Methane	0.00018	0.000073 J

Air Toxics LTD.
Laboratory Services Since 1989

Summary of Detected Compounds
NATURAL GAS ANALYSIS BY MODIFIED ASTM D-1946

Client Sample ID: VMP-10-20-110411

Lab ID#: 1111149B-04A

Carbon Dioxide	0.018	4.6
Helium	0.090	0.062 J

Client Sample ID: VMP-20-25-110511

Lab ID#: 1111149B-05A

Compound	Rpt. Limit (%)	Amount (%)
Oxygen	0.17	2.9
Nitrogen	0.17	88
Carbon Dioxide	0.017	9.1
Helium	0.084	0.0033 J

Client Sample ID: VMP-22-18-110511

Lab ID#: 11I1149B-06A

Compound	Rpt. Limit (%)	Amount (%)
Oxygen	0.18	2.4
Nitrogen	0.18	84
Methane	0.00018	0.000043 J
Carbon Dioxide	0.018	14
Helium	0.092	0.019 J

Client Sample ID: VMP-23-25-110511

Lab ID#: 1111149B-07A

Compound	Rpt. Limit (%)	Amount (%)
Oxygen	0.18	5.2
Nitrogen	0.18	84
Methane	0.00018	0.000029 J
Carbon Dioxide	0.018	11
Helium	0.092	0.0050 J

Air Toxics LTD.
Laboratory Services Since 1989

Summary of Detected Compounds
NATURAL GAS ANALYSIS BY MODIFIED ASTM D-1946

Client Sample ID: VMP-24-22-110611

Lab ID#: 1111149B-08A

Compound	Rpt. Limit (%)	Amount (%)
Oxygen	0.18	14
Nitrogen	0.18	78
Methane	0.00018	0.00011 J
Carbon Dioxide	0.018	7.9
Helium	0.088	0.21

Client Sample ID: VMP-24-34-1106I1

Lab ID#: 1111149B-09A

Compound	Rpt. Limit (%)	Amount (%)
Oxygen	0.10	15
Nitrogen	0.14	78
Methane	0.00014	0.000074 J
Carbon Dioxide	0.014	6.7
Helium	0.068	0.0045 J

Client Sample ID: VMP-8-23.5-110611

Lab ID#: 1111149B-10A

Compound	Rpt. Limit (%)	Amount (%)
Oxygen	0.19	22
Nitrogen	0.19	68
Methane	0.00019	0.000096 J
Carbon Dioxide	0.019	9.4
Helium	0.096	0.0060 J

Client Sample ID: VMP-2-5-110711

Lab ID#: 1111149B-11A

Compound	Rpt. Limit (%)	Amount (%)
Oxygen	0.17	10

Air Toxics LTD.
Laboratory Services Since 1989

Summary of Detected Compounds
NATURAL GAS ANALYSIS BY MODIFIED ASTM D-1946

Client Sample ID: VMP-2-5-110711

Lab ID#: 1111149B-11A

Nitrogen	0.17	85
Methane	0.00017	0.000043 J
Carbon Dioxide	0.017	5.3
Helium	0.086	0.019 J

Client Sample ID: VMP-2-8.5-110711

Lab ID#: 1111149B-12A

Compound	Rpt. Limit (%)	Amount (%)
Oxygen	0.17	5.7
Nitrogen	0.17	85
Methane	0.00017	0.000070 J
Carbon Dioxide	0.017	9.0
Helium	0.086	0.024 J

Air Toxics LTD.
Laboratory Services Since 1989

Client Sample ID: VMP-10-5-110411

Lab ID#: 1111149B-01A

NATURAL GAS ANALYSIS BY MODIFIED ASTM D-1946

File Name:	**9111005**	**Date of Collection:**	**11/4/11 2:48:00 PM**
Dil. Factor:	**1.39**	**Date of Analysis:**	**11/10/11 10:59 AM**

Compound	**Rpt. Limit (%)**	**Amount (%)**
Oxygen	0.14	19
Nitrogen	0.14	78
Carbon Monoxide	0.014	Not Detected
Methane	0.00014	0.000056 J
Carbon Dioxide	0.014	2.5
Ethane	0.0014	Not Detected
Ethene	0.0014	Not Detected
Helium	0.070	0.042 J

J = Estimated value.

Container Type: 1 Liter Summa Canister

Air Toxics LTD.
Laboratory Services Since 1989

Client Sample ID: VMP-10-10-110411

Lab ID#: 1111149B-02A

NATURAL GAS ANALYSIS BY MODIFIED ASTM D-1946

File Name:	**9111006**	**Date of Collection:**	**11/4/11 3:47:00 PM**
Dil. Factor:	**1.79**	**Date of Analysis:**	**11/10/11 11:21 AM**

Compound	**Rpt. Limit (%)**	**Amount (%)**
Oxygen	0.18	16
Nitrogen	0.18	80
Carbon Monoxide	0.018	Not Detected
Methane	0.00018	Not Detected
Carbon Dioxide	0.018	4.2
Ethane	0.0018	Not Detected
Ethene	0.0018	Not Detected
Helium	0.090	0.016 J

J = Estimated value.

Container Type: 1 Liter Summa Canister

Air Toxics LTD.
Laboratory Services Since 1989

Client Sample ID: VMP-10-10-110411-DUP

Lab ID#: 1111149B-03A

NATURAL GAS ANALYSIS BY MODIFIED ASTM D-1946

File Name:	**9111007**	**Date of Collection:**	**11/4/11 3:47:00 PM**
Dil. Factor:	**1.79**	**Date of Analysis:**	**11/10/11 11:43 AM**

Compound	**Rpt. Limit (%)**	**Amount (%)**
Oxygen	0.18	16
Nitrogen	0.18	80
Carbon Monoxide	0.018	Not Detected
Methane	0.00018	Not Detected
Carbon Dioxide	0.018	4.3
Ethane	0.0018	Not Detected
Ethene	0.0018	Not Detected
Helium	0.090	0.016 J

J = Estimated value.

Container Type: 1 Liter Summa Canister

Air Toxics LTD.
Laboratory Services Since 1989

Client Sample ID: VMP-10-20-110411

Lab ID#: 1111149B-04A

NATURAL GAS ANALYSIS BY MODIFIED ASTM D-1946

File Name:	**9111008**	**Date of Collection:**	**11/4/11 4:49:00 PM**
Dil. Factor:	**1.79**	**Date of Analysis:**	**11/10/11 12:06 PM**

Compound	Rpt. Limit (%)	Amount (%)
Oxygen	0.18	16
Nitrogen	0.18	79
Carbon Monoxide	0.018	Not Detected
Methane	0.00018	0.000073 J
Carbon Dioxide	0.018	4.6
Ethane	0.0018	Not Detected
Ethene	0.0018	Not Detected
Helium	0.090	0.062 J

J = Estimated value.

Container Type: 1 Liter Summa Canister

Air Toxics LTD.
Laboratory Services Since 1989

Client Sample ID: VMP-20-25-110511

Lab ID#: 1111149B-05A

NATURAL GAS ANALYSIS BY MODIFIED ASTM D-1946

File Name:	**9111009**	**Date of Collection:**	**11/5/11 9:42:00 AM**
Dil. Factor:	**1.68**	**Date of Analysis:**	**11/10/11 12:30 PM**

Compound	**Rpt. Limit (%)**	**Amount (%)**
Oxygen	0.17	2.9
Nitrogen	0.17	88
Carbon Monoxide	0.017	Not Detected
Methane	0.00017	Not Detected
Carbon Dioxide	0.017	9.1
Ethane	0.0017	Not Detected
Ethene	0.0017	Not Detected
Helium	0.084	0.0033 J

J = Estimated value.

Container Type: 1 Liter Summa Canister

Air Toxics LTD.
Laboratory Services Since 1989

Client Sample ID: VMP-22-18-11051I

Lab ID#: 1111149B-06A

NATURAL GAS ANALYSIS BY MODIFIED ASTM D-1946

File Name:	9111010	Date of Collection:	11/5/11 3:18:00 PM
Dil. Factor:	1.83	Date of Analysis:	11/10/11 01:10 PM

Compound	Rpt. Limit (%)	Amount (%)
Oxygen	0.18	2.4
Nitrogen	0.18	84
Carbon Monoxide	0.018	Not Detected
Methane	0.00018	0.000043 J
Carbon Dioxide	0.018	14
Ethane	0.0018	Not Detected
Ethene	0.0018	Not Detected
Helium	0.092	0.019 J

J = Estimated value.

Container Type: 1 Liter Summa Canister

Air Toxics LTD.
Laboratory Services Since 1989

Client Sample ID: VMP-23-25-110511

Lab ID#: 1111149B-07A

NATURAL GAS ANALYSIS BY MODIFIED ASTM D-1946

File Name:	**9111011**	**Date of Collection:**	**11/5/11 4:36:00 PM**
Dil. Factor:	**1.83**	**Date of Analysis:**	**11/10/11 01:37 PM**

Compound	**Rpt. Limit (%)**	**Amount (%)**
Oxygen	0.18	5.2
Nitrogen	0.18	84
Carbon Monoxide	0.018	Not Detected
Methane	0.00018	0.000029 J
Carbon Dioxide	0.018	11
Ethane	0.0018	Not Detected
Ethene	0.0018	Not Detected
Helium	0.092	0.0050 J

J = Estimated value.

Container Type: 1 Liter Summa Canister

Air Toxics LTD.
Laboratory Services Since 1989

Client Sample ID: VMP-24-22-110611

Lab ID#: 1111149B-08A

NATURAL GAS ANALYSIS BY MODIFIED ASTM D-1946

File Name:	**9111012**	**Date of Collection:**	**11/6/11 10:17:00 AM**
Dil. Factor:	**1.75**	**Date of Analysis:**	**11/10/11 02:19 PM**

Compound	Rpt. Limit (%)	Amount (%)
Oxygen	0.18	14
Nitrogen	0.18	78
Carbon Monoxide	0.018	Not Detected
Methane	0.00018	0.00011 J
Carbon Dioxide	0.018	7.9
Ethane	0.0018	Not Detected
Ethene	0.0018	Not Detected
Helium	0.088	0.21

J = Estimated value.

Container Type: 1 Liter Summa Canister

Air Toxics LTD.
Laboratory Services Since 1989

Client Sample ID: VMP-24-34-110611

Lab ID#: 1111149B-09A

NATURAL GAS ANALYSIS BY MODIFIED ASTM D-1946

File Name:	**9111013**	**Date of Collection:**	**11/6/11 9:08:00 AM**
Dil. Factor:	**1.36**	**Date of Analysis:**	**11/10/11 02:45 PM**

Compound	**Rpt. Limit (%)**	**Amount (%)**
Oxygen	0.10	15
Nitrogen	0.14	78
Carbon Monoxide	0.014	Not Detected
Methane	0.00014	0.000074 J
Carbon Dioxide	0.014	6.7
Ethane	0.0014	Not Detected
Ethene	0.0014	Not Detected
Helium	0.068	0.0045 J

J = Estimated value.

Container Type: 1 Liter Summa Canister

Air Toxics LTD.
Laboratory Services Since 1989

Client Sample ID: VMP-8-23.5-110611

Lab ID#: 1111149B-10A

NATURAL GAS ANALYSIS BY MODIFIED ASTM D-1946

File Name:	**9111014**	**Date of Collection:**	**11/6/11 12:04:00 PM**
Dil. Factor:	**1.91**	**Date of Analysis:**	**11/10/11 03:20 PM**

Compound	**Rpt. Limit (%)**	**Amount (%)**
Oxygen	0.19	22
Nitrogen	0.19	68
Carbon Monoxide	0.019	Not Detected
Methane	0.00019	0.000096 J
Carbon Dioxide	0.019	9.4
Ethane	0.0019	Not Detected
Ethene	0.0019	Not Detected
Helium	0.096	0.0060 J

J = Estimated value.

Container Type: 1 Liter Summa Canister

Air Toxics LTD.
Laboratory Services Since 1989

Client Sample ID: VMP-2-5-110711

Lab ID#: 1111149B-11A

NATURAL GAS ANALYSIS BY MODIFIED ASTM D-1946

File Name:	**9111015**	**Date of Collection:**	**11/7/11 9:54:00 AM**
Dil. Factor:	**1.71**	**Date of Analysis:**	**11/10/11 03:56 PM**

Compound	Rpt. Limit (%)	Amount (%)
Oxygen	0.17	10
Nitrogen	0.17	85
Carbon Monoxide	0.017	Not Detected
Methane	0.00017	0.000043 J
Carbon Dioxide	0.017	5.3
Ethane	0.0017	Not Detected
Ethene	0.0017	Not Detected
Helium	0.086	0.019 J

J = Estimated value.

Container Type: 1 Liter Summa Canister

Air Toxics LTD.
Laboratory Services Since 1989

Client Sample ID: VMP-2-8.5-110711

Lab ID#: 1111149B-12A

NATURAL GAS ANALYSIS BY MODIFIED ASTM D-1946

File Name:	**9111016**	**Date of Collection:**	**11/7/11 10:51:00 AM**
Dil. Factor:	**1.71**	**Date of Analysis:**	**11/10/11 04:47 PM**

Compound	**Rpt. Limit (%)**	**Amount (%)**
Oxygen	0.17	5.7
Nitrogen	0.17	85
Carbon Monoxide	0.017	Not Detected
Methane	0.00017	0.000070 J
Carbon Dioxide	0.017	9.0
Ethane	0.0017	Not Detected
Ethene	0.0017	Not Detected
Helium	0.086	0.024 J

J = Estimated value.

Container Type: 1 Liter Summa Canister

Air Toxics LTD.
Laboratory Services Since 1989

Client Sample ID: Lab Blank

Lab ID#: 1111149B-13A

NATURAL GAS ANALYSIS BY MODIFIED ASTM D-1946

File Name:	**9111004a**	**Date of Collection: NA**	
Dil. Factor:	**1.00**	**Date of Analysis: 11/10/11 10:34 AM**	

Compound	**Rpt. Limit (%)**	**Amount (%)**
Oxygen	0.10	0.012 J
Nitrogen	0.10	0.064 J
Carbon Monoxide	0.010	Not Detected
Methane	0.00010	Not Detected
Carbon Dioxide	0.010	Not Detected
Ethane	0.0010	Not Detected
Ethene	0.0010	Not Detected

J = Estimated value.

Container Type: NA - Not Applicable

Air Toxics LTD.
Laboratory Services Since 1989

Client Sample ID: Lab Blank

Lab ID#: 1111149B-13B

NATURAL GAS ANALYSIS BY MODIFIED ASTM D-1946

File Name:	9111003ba	Date of Collection: NA	
Dil. Factor:	1.00	Date of Analysis: 11/10/11 10:12 AM	

Compound	Rpt. Limit (%)	Amount (%)
Helium	0.050	Not Detected

Container Type: NA - Not Applicable

Air Toxics LTD.
Laboratory Services Since 1989

Client Sample ID: LCS

Lab ID#: 1111149B-14A

NATURAL GAS ANALYSIS BY MODIFIED ASTM D-1946

File Name:	**9111002**	**Date of Collection: NA**
Dil. Factor:	**1.00**	**Date of Analysis: 11/10/11 09:50 AM**

Compound	%Recovery
Oxygen	100
Nitrogen	100
Carbon Monoxide	99
Methane	99
Carbon Dioxide	101
Ethane	102
Ethene	100
Helium	95

Container Type: NA - Not Applicable

Air Toxics LTD.
Laboratory Services Since 1989

Client Sample ID: LCSD

Lab ID#: 1111149B-14AA

NATURAL GAS ANALYSIS BY MODIFIED ASTM D-1946

File Name:	**9111026**	**Date of Collection: NA**	
Dil. Factor:	**1.00**	**Date of Analysis: 11/10/11 09:03 PM**	

Compound	**%Recovery**
Oxygen	99
Nitrogen	100
Carbon Monoxide	98
Methane	100
Carbon Dioxide	100
Ethane	102
Ethene	101
Helium	93

Container Type: NA - Not Applicable

1111149

Shell Oil Products Chain Of Custody Record

URS

Air Toxics LTD.
Project Name: Roxana Soil Vapor
Project # 21562593.00010

Lab Vendor #

Please Check Appropriate Box:
- [x] ENV. SERVICES
- [ ] MOTIVA RETAIL
- [ ] SHELL RETAIL
- [ ] MOTIVA SDS/CH
- [ ] CONSULTANT
- [ ] LUBES
- [ ] SHELL PIPELINE
- [ ] OTHER _____

Print Bill To Contact Name: Thomas Adams

INCIDENT # (ENV SERVICES): 9 7 2 1 6 6 4 0

☐ CHECK IF NO INCIDENT # APPLIES

DATE: 7-Nov-11

PAGE: 1 of 2

PO #

SAP #: 3 4 0 0 6 1

SAMPLING COMPANY: URS CORPORATION

LOG CODE:

SITE ADDRESS: Street and City: 800 SOUTH CENTRAL AVE – ROXANA

State: IL

GLOBAL ID NO.:

ADDRESS: 1001 HIGHLANDS PLAZA DRIVE WEST - SUITE 300; ST. LOUIS, MO 63110

EDF DELIVERABLE TO (Name, Company, Office Location): Elizabeth Kunkel, URS, St. Louis

PHONE NO.: 314-743-4179

E-MAIL: elizabeth.kunkel@urs.com

CONSULTANT PROJECT NAME#: Roxana Soil Vapor

Laboratory Address: Air Toxics, LTD 180 Blue Ravine Road, Suite B, Folsom, CA 95630-4719

SAMPLER NAME(S) (Print):

TELEPHONE: 314-429-0100

FAX: 314-429-0462

Bill To Contact E-MAIL: thomas.adams@urs.com

TURNAROUND TIME (CALENDAR DAYS):
- [x] STANDARD (14 DAY)
- [ ] 5 DAYS
- [ ] 3 DAYS
- [ ] 2 DAYS
- [ ] 24 HOURS
- [ ] RESULTS NEEDED ON WEEKEND

REQUESTED ANALYSIS

- [ ] LA - RWQCB REPORT FORMAT
- [x] UST AGENCY:

DELIVERABLES:
- [ ] LEVEL 1
- [ ] LEVEL 2
- [ ] LEVEL 3
- [x] LEVEL 4
- [ ] OTHER (SPECIFY) _____

- [x] SHELL CONTRACT RATE APPLIES
- [x] STATE REIMBURSEMENT RATE APPLIES
- [ ] EDD NOT NEEDED
- [x] RECEIPT VERIFICATION REQUESTED

Turn Around Time:
- [x] Normal
- [ ] Rush
- Specify

Lab Use Only
Pressurized by:
Date:
Pressurization Gas: N2 He

Lab Use Only	Field Sample Identification	SAMPLING DATE	SAMPLING TIME	Canister Number	Canister Pressure/Vacuum Initial	Final	Receipt	Final (psi)	Modified TO-15 + Butane & Isopentane	ASTM D-1946 + Helium	ASTM D-1946		Sample PID (ppm)
01A	VMP-10-5-110411	11/04/11	1413 - 1448	605	-30	-6.5			X	X			
02A	VMP-10-10-110411	11/04/11	1519 - 1547	731	-30	-9			X	X			
03A	VMP-10-10-110411-DUP	11/04/11	1519 - 1547	3929	-30	-7.5			X	X			
04A	VMP-10-20-110411	11/04/11	1621 - 1649	2068	-30	-8.5			X	X			
05A	VMP-20-25-110511	11/05/11	0906 - 0942	2175	-30	-7.5			X	X			
06A	VMP-22-18-110511	11/05/11	1454 - 1518	844	-30	-9			X	X			
07A	VMP-23-25-110511	11/05/11	1614 - 1630	836	-28	-9.5			X	X			
08A	VMP-24-22-110611	11/06/11	0949 - 1017	3900	-27	-8			X	X			
09A	VMP-24-34-110611	11/06/11	0837 - 0908	2366	-30	-5			X	X			
10A	VMP-8-23.5-110611	11/06/11	1134 - 1204	2025	-30	-9			X	X			

ADDITIONAL NOTES:
- 14 day hold time
- Report results between MDL and RL
- Level IV ECVP

Relinquished by (Signature)	Received by (Signature)	Date	Time
[signature]	FedEx	11/7/11	1800
	[signature]	11.8.11	0900

05/1/00 Revision

FedEx

CUST... Y N NO... AOT?

1111149

Shell Oil Products Chain Of Custody Record

URS

Air Toxics LTD.
Project Name: Roxana Soil Vapor
Project # 21562593.00010
Lab Vendor #

Please Check Appropriate Box:
- [x] ENV. SERVICES
- [ ] MOTIVA RETAIL
- [ ] SHELL RETAIL
- [ ] MOTIVA SD&CN
- [ ] CONSULTANT
- [ ] LUBES
- [ ] SHELL PIPELINE
- [ ] OTHER

Print Bill To Contact Name: Thomas Adams

INCIDENT # (ENV SERVICES): 9 7 2 1 6 6 4 0

[ ] CHECK IF NO INCIDENT # APPLIES

DATE: 7-Nov-11

PAGE: 2 of 2

PO #:

SAP #: 3 4 0 0 6 1

SAMPLING COMPANY: URS CORPORATION

LOG CODE:

SITE ADDRESS: Street and City: 600 SOUTH CENTRAL AVE – ROXANA

State: IL

GLOBAL ID NO.:

ADDRESS: 1001 HIGHLANDS PLAZA DRIVE WEST - SUITE 300; ST. LOUIS, MO 63110

LABORATORY NAME: Air Toxics, LTD 180 Blue Ravine Road, Suite B, Folsom, CA 95630-4719

EDF DELIVERABLE TO (Name, Company, Office Location): Elizabeth Kunkel, URS, St. Louis

PHONE NO.: 314-743-4179

E-MAIL: elizabeth.kunkel@urs.com

CONSULTANT PROJECT NAME#: Roxana Soil Vapor

SAMPLER NAME(s) PRINT:

TELEPHONE: 314-429-0100

FAX: 314-429-0462

BILL TO Contact E-MAIL: thomas.adams@urs.com

TURNAROUND TIME (CALENDAR DAYS):
- [x] STANDARD (14 DAY)
- [ ] 5 DAYS
- [ ] 3 DAYS
- [ ] 2 DAYS
- [ ] 24 HOURS
- [ ] RESULTS NEEDED ON WEEKEND

REQUESTED ANALYSIS

- [ ] LA - RWQCB REPORT FORMAT
- [x] UST AGENCY:

DELIVERABLE #:
- [ ] LEVEL 1
- [ ] LEVEL 2
- [ ] LEVEL 3
- [x] LEVEL 4
- [ ] OTHER (SPECIFY) _____

- [x] SHELL CONTRACT RATE APPLIES
- [x] STATE REIMBURSEMENT RATE APPLIES
- [ ] EDD NOT NEEDED
- [x] RECEIPT VERIFICATION REQUESTED

Turn Around Time:
- [x] Normal
- [ ] Rush
- Specify

Lab Use Only: Pressurized by: Date: Pressurization Gas: Ar He

Lab Use Only	Field Sample Identification	Sampling Date	Sampling Time	Canister Number	Canister Pressure/Vacuum Initial	Final	Receipt	Final (psi)	Modified TO-15 + Butane & Isopentane	ASTM D-1946 + Helium	ASTM D-1946		Sample PID (ppm)
	VMP-2-5-110711	11/07/11	0919 - 0954	3519	-30	-7.5			X	X			
	VMP-2-8.5-110711	11/07/11	1021 - 1051	2560	-28	-8			X	X			

ADDITIONAL NOTES:
- 14 day hold time
- Report results between MDL and RL
- Level IV ECVP

Relinquished by (Signature)	Received by (Signature)	Date	Time
Relinquished by (Signature)	Received by (Signature)	Date	Time
Relinquished by (Signature)	Received by (Signature)	Date	Time

05/2/06 Revision

Roxana Soil Vapor Quarterly – 4th Quarter 2011 Data Review

Laboratory SDG: 1111219AR1, BR1

Data Reviewer: Melissa Mansker

Peer Reviewer: Elizabeth Kunkel

Date Reviewed: 12/14/2011

Guidance: USEPA National Functional Guidelines for Superfund Organic Methods Data Review 2008

Sample Identification	Sample Identification
VMP-17-5-110711	VMP-18-8.5-110711
VMP-19-5-110811	VMP-3-5-110811
VMP-3-5-110811-DUP	VMP-3-10-110811
VMP-3-22-110811	VMP-4-5-110911
VMP-6-5-110911	VMP-6-10-111011
VMP-7-5-111011	VMP-7-5-111011-DUP
VMP-7-13.5-111011	

1.0 Data Package Completeness

Were all items delivered as specified in the QAPP and COC as appropriate?

Yes

2.0 Laboratory Case Narrative \ Cooler Receipt Form

Were problems noted in the laboratory case narrative or cooler receipt form?

Yes, the laboratory case narrative indicated the data package was revised on 12/13/2011 to correct the laboratory sample ID transcription error for sample VMP-18-8.5-110711. Sample VMP-7-13.5-111011 was diluted and re-analyzed to bring 2,2,4-trimethylpentane within calibration range of the instrument. The result for 2,2,4-trimethylpentane was reported from the re-analysis run and the remaining compounds were reported from the original analysis. Several samples were diluted due to high levels of target analytes. Although not indicated in the laboratory case narrative, analytes were detected in the method blank. TO-15 LCS Freon 12 recovery was outside evaluation criteria. The compound methylene chloride was qualified due to a greater than two times the reporting level difference between results in field duplicate pair, VMP-7-5-111011/ VMP-7-5-111011-DUP. Professional judgment was used to qualify acetone in several samples. These issues are addressed further in the appropriate sections below.

No issues or discrepancies were indicated in the cooler receipt form.

3.0 Holding Times

Were samples extracted/analyzed within applicable limits?

Yes

4.0 Blank Contamination

Were any analytes detected in the Method Blanks, Field Blanks or Trip Blanks?

Yes

Blank ID	Parameter	Analyte	Concentration/ Amount
1111219A-14A	TO-15	Methylene Chloride	0.11 ppbv / 0.38 µg/m^3
1111219A-14A	TO-15	Toluene	0.099 ppbv / 0.37 µg/m^3
1111219A-14A	TO-15	trans-1,3-Trichloroethane	0.098 ppbv / 0.45 µg/m^3
1111219A-14A	TO-15	1,2-Dibromoethane (EDB)	0.12 ppbv / 0.94 µg/m^3
1111219A-14A	TO-15	m,p-Xylene	0.091 ppbv / 0.40 µg/m^3
1111219A-14A	TO-15	Bromoform	0.057 ppbv / 0.59 µg/m^3
1111219A-14A	TO-15	4-Ethyltoluene	0.086 ppbv / 0.42 µg/m^3
1111219A-14A	TO-15	1,3,5-Trimethylbenzene	0.096 ppbv / 0.47 µg/m^3
1111219A-14A	TO-15	1,2,4-Trimethylbenzene	0.24 ppbv / 1.2 µg/m^3
1111219A-14A	TO-15	1,3-Dichlorobenzene	0.24 ppbv / 1.5 µg/m^3
1111219A-14A	TO-15	1,4-Dichlorobenzene	0.29 ppbv / 1.8 µg/m^3
1111219A-14A	TO-15	alpha-Chlorotoluene	0.14 ppbv / 0.74 µg/m^3
1111219A-14A	TO-15	1,2-Dichlorobenzene	0.28 ppbv / 1.7 µg/m^3
1111219A-14A	TO-15	1,2,4-Trichlorobenzene	0.82 ppbv / 6.1 µg/m^3
1111219A-14A	TO-15	Hexachlorobutadiene	0.53 ppbv / 5.7 µg/m^3
1111219A-14B	TO-15	Carbon disulfide	0.84 ppbv / 2.6 µg/m^3
1111219A-14B	TO-15	2-Hexanone	0.042 ppbv / 0.17 µg/m^3
1111219A-14B	TO-15	1,2,4-Trimethylbenzene	0.074 ppbv / 0.36 µg/m^3
1111219A-14B	TO-15	1,3-Dichlorobenzene	0.16 ppbv / 0.93 µg/m^3
1111219A-14B	TO-15	1,4-Dichlorobenzene	0.20 ppbv / 1.2 µg/m^3
1111219A-14B	TO-15	alpha-Chlorotoluene	0.12 ppbv / 0.60 µg/m^3
1111219A-14B	TO-15	1,2-Dichlorobenzene	0.17 ppbv / 1.0 µg/m^3
1111219A-14B	TO-15	1,2,4-Trichlorobenzene	0.54 ppbv / 4.0 µg/m^3
1111219A-14C	TO-15	Methylene chloride	0.14 ppbv / 0.49 µg/m^3
1111219A-14C	TO-15	2-Hexanone	0.046 ppbv / 0.19 µg/m^3
1111219A-14C	TO-15	1,3-Dichlorobenzene	0.081 ppbv / 0.49 µg/m^3
1111219A-14C	TO-15	1,4-Dichlorobenzene	0.11 ppbv / 0.64 µg/m^3
1111219A-14C	TO-15	alpha-Chlorotoluene	0.067 ppbv / 0.34 µg/m^3
1111219A-14C	TO-15	1,2-Dichlorobenzene	0.11 ppbv / 0.67 µg/m^3
1111219B-14A	Natural gases	Oxygen	0.013 %
1111219B-14A	Natural gases	Nitrogen	0.065 %

Qualifications due to blank contamination are included in the table below. Analytical data that were reported non-detect or at concentrations greater than five times (5X) the associated blank concentration did not require qualification.

Sample ID	Parameter	Analyte	New Reporting Limit (RL)	Qualification
VMP-17-5-110711	TO-15	Methylene chloride	-	**U**

Sample ID	Parameter	Analyte	New Reporting Limit (RL)	Qualification
VMP-17-5-110711	TO-15	m,p-Xylene	-	**U**
VMP-17-5-110711	TO-15	4-Ethyltoluene	-	**U**
VMP-17-5-110711	TO-15	1,2,4-Trimethylbenzene	-	**U**
VMP-17-5-110711	TO-15	1,3-Dichlorobenzene	-	**U**
VMP-17-5-110711	TO-15	1,4-Dichlorobenzene	-	**U**
VMP-17-5-110711	TO-15	alpha-Chlorotoluene	-	**U**
VMP-18-8.5-110711	TO-15	Methylene Chloride	-	**U**
VMP-18-8.5-110711	TO-15	m,p-Xylene	-	**U**
VMP-18-8.5-110711	TO-15	4-Ethyltoluene	-	**U**
VMP-18-8.5-110711	TO-15	1,2,4-Trimethylbenzene	-	**U**
VMP-19-5-110811	TO-15	m,p-Xylene	-	**U**
VMP-19-5-110811	TO-15	1,2,4-Trimethylbenzene	-	**U**
VMP-3-5-110811	TO-15	1,2,4-Trimethylbenzene	-	**U**
VMP-3-5-110811-DUP	TO-15	1,2,4-Trimethylbenzene	-	**U**
VMP-3-10-110811	TO-15	Methylene Chloride	-	**U**
VMP-3-10-110811	TO-15	2-Hexanone	-	**U**
VMP-3-22-110811	TO-15	m,p-Xylene	-	**U**
VMP-3-22-110811	TO-15	4-Ethyltoluene	-	**U**
VMP-3-22-110811	TO-15	1,2,4-Trimethylbenzene	-	**U**
VMP-4-5-110911	TO-15	Methylene chloride	-	**U**
VMP-4-5-110911	TO-15	4-Ethyltoluene	-	**U**
VMP-4-5-110911	TO-15	1,3,5-Trimethylbenzene	-	**U**
VMP-4-5-110911	TO-15	1,2,4-Trimethylbenzene	-	**U**
VMP-6-5-110911	TO-15	Methylene chloride	-	**U**
VMP-6-10-111011	TO-15	Methylene chloride	-	**U**
VMP-7-5-111011	TO-15	m,p-Xylene	-	**U**
VMP-7-5-111011	TO-15	1,2,4-Trimethylbenzene	-	**U**

5.0 Laboratory Control Sample

Were LCS recoveries within evaluation criteria?

No

LCS/LCSD ID	Parameter	Analyte	LCS/LCSD Recovery	LCS/LCSD RPD	LCS/LCSD Criteria
1111219A-16C/CC	TO-15	Freon 12	72/**69**	4	70-130/25

Analytical data that required qualification based on LCS data are included in the table below.

Blank ID	Parameter	Analyte	Qualification
VMP-3-10-110811	TO-15	Freon 12	**J**
VMP-6-5-110911	TO-15	Freon 12	**J**

Blank ID	Parameter	Analyte	Qualification
VMP-6-10-111011	TO-15	Freon 12	**J**
VMP-7-5-111011-DUP	TO-15	Freon 12	**J**
VMP-7-13.5-111011	TO-15	Freon 12	**J**

6.0 Surrogate Recoveries

Were surrogate recoveries within evaluation criteria?

Yes

7.0 Matrix Spike and Matrix Spike Duplicate Recoveries

Were MS/MSD samples analyzed as part of this SDG?

MS/MSD samples are not applicable for vapor samples, due to the inability to spike the samples.

8.0 Laboratory Duplicate Results

Were laboratory duplicate samples collected as part of this SDG?

No

9.0 Field Duplicate Results

Were field duplicate samples collected as part of this SDG?

Yes

Field ID	Field Duplicate ID
VMP-3-5-110811	VMP-3-5-110811-DUP
VMP-7-5-111011	VMP-7-5-111011-DUP

Were field duplicate sample RPDs within evaluation criteria?

No

Field ID	Field Duplicate ID	Parameter	Analyte	RPD	Qualification
VMP-7.5-111011	VMP-7.5-111011-DUP	TO-15	Methylene chloride	**>2x RL**	**J/J**

10.0 Sample Dilutions

For samples that were diluted and nondetect, were undiluted results also reported?

Not applicable; analytes were detected in samples that were diluted.

11.0 Additional Qualifications

Were additional qualifications applied?

Yes, professional judgment was used to qualify acetone due to co-elution with a target compound with similar characteristic ions, as both primary and secondary ions for acetone exhibited potential interference.

Field ID	Parameter	Analyte	Qualification
VMP-3-10-110811	TO-15	Acetone	**J**
VMP-3-22-110811	TO-15	Acetone	**J**
VMP-4-5-110911	TO-15	Acetone	**J**
VMP-6-5-110911	TO-15	Acetone	**J**
VMP-6-10-111011	TO-15	Acetone	**J**
VMP-7-13.5-111011	TO-15	Acetone	**J**

Air Toxics LTD.
Laboratory Services Since 1989

12/13/2011
Mr. Jeff Adams
URS Corporation
1001 Highlands Plaza Dr. West
Suite 300
St. Louis MO 63110

Project Name: Roxana Soil Vapor
Project #: 21562593.00010
Workorder #: 1111219AR1

Dear Mr. Jeff Adams

The following report includes the data for the above referenced project for sample(s) received on 11/11/2011 at Air Toxics Ltd.

The data and associated QC analyzed by Modified TO-15 are compliant with the project requirements or laboratory criteria with the exception of the deviations noted in the attached case narrative.

Thank you for choosing Air Toxics Ltd. for your air analysis needs. Air Toxics Ltd. is committed to providing accurate data of the highest quality. Please feel free to contact the Project Manager: Kelly Buettner at 916-985-1000 if you have any questions regarding the data in this report.

Regards,

Kelly Buettner

Kelly Buettner
Project Manager

Reviewed
on
12/14/2011

180 BLUE RAVINE ROAD, SUITE B FOLSOM, CA - 95630
(916) 985-1000 .FAX (916) 985-1020
Hours 6:30 A.M to 5:30 PST

Air Toxics LTD.
Laboratory Services Since 1989

WORK ORDER #: 1111219AR1

Work Order Summary

CLIENT:	Mr. Jeff Adams URS Corporation 1001 Highlands Plaza Dr. West Suite 300 St. Louis, MO 63110	**BILL TO:**	Accounts Payable Austin URS Corporation P.O. BOX 203970 Austin, TX 78720-1088
PHONE:	314-429-0100	**P.O. #**	21562593.00009
FAX:		**PROJECT #**	21562593.00010 Roxana Soil Vapor
DATE RECEIVED:	11/11/2011	**CONTACT:**	Kelly Buettner
DATE COMPLETED:	11/28/2011		
DATE REISSUED:	12/13/2011		

FRACTION #	NAME	TEST	RECEIPT VAC./PRES.	FINAL PRESSURE
01A	VMP-17-5-110711	Modified TO-15	6.5 "Hg	5 psi
02A	VMP-18-8.5-110711	Modified TO-15	7.5 "Hg	5 psi
03A	VMP-19-5-110811	Modified TO-15	9.5 "Hg	5 psi
04A	VMP-3-5-110811	Modified TO-15	6.5 "Hg	5 psi
05A	VMP-3-5-110811-DUP	Modified TO-15	7.0 "Hg	5 psi
06A	VMP-3-10-110811	Modified TO-15	7.0 "Hg	5 psi
07A	VMP-3-22-110811	Modified TO-15	7.0 "Hg	5 psi
08A	VMP-4-5-110911	Modified TO-15	6.5 "Hg	5 psi
09A	VMP-6-5-110911	Modified TO-15	5.0 "Hg	5 psi
10A	VMP-6-10-111011	Modified TO-15	6.0 "Hg	5 psi
11A	VMP-7-5-111011	Modified TO-15	6.5 "Hg	5 psi
12A	VMP-7-5-111011-DUP	Modified TO-15	5.0 "Hg	5 psi
13A	VMP-7-13.5-111011	Modified TO-15	4.5 "Hg	5 psi
13B	VMP-7-13.5-111011	Modified TO-15	4.5 "Hg	5 psi
14A	Lab Blank	Modified TO-15	NA	NA
14B	Lab Blank	Modified TO-15	NA	NA
14C	Lab Blank	Modified TO-15	NA	NA

Continued on next page

Air Toxics LTD.
Laboratory Services Since 1989

WORK ORDER #: 1111219AR1

Work Order Summary

CLIENT:	Mr. Jeff Adams URS Corporation 1001 Highlands Plaza Dr. West Suite 300 St. Louis, MO 63110	**BILL TO:**	Accounts Payable Austin URS Corporation P.O. BOX 203970 Austin, TX 78720-1088
PHONE:	314-429-0100	**P.O. #**	21562593.00009
FAX:		**PROJECT #**	21562593.00010 Roxana Soil Vapor
DATE RECEIVED:	11/11/2011	**CONTACT:**	Kelly Buettner
DATE COMPLETED:	11/28/2011		
DATE REISSUED:	12/13/2011		

FRACTION #	NAME	TEST	RECEIPT VAC./PRES.	FINAL PRESSURE
15A	CCV	Modified TO-15	NA	NA
15B	CCV	Modified TO-15	NA	NA
15C	CCV	Modified TO-15	NA	NA
16A	LCS	Modified TO-15	NA	NA
16AA	LCSD	Modified TO-15	NA	NA
16B	LCS	Modified TO-15	NA	NA
16BB	LCSD	Modified TO-15	NA	NA
16C	LCS	Modified TO-15	NA	NA
16CC	LCSD	Modified TO-15	NA	NA

CERTIFIED BY: Linda J. Freeman

Laboratory Director

DATE: 12/13/11

Certfication numbers: AZ Lieensure AZ0719, CA NELAP - 02110CA, LA NELAP - 02089, NY NELAP - 11291, TX NELAP - T104704434-11-3, UT NELAP -CA009332011-1, WA NELAP - C935
Name of Aeerediting Ageney: NELAP/Florida Department of Health, Scope of Application: Clean Air Act, Accreditation numbcr: E87680, Effective date: 07/01/11 , Expiration date: 06/30/12.
Air Toxics Ltd. certifies that the test results contained in this report meet all requirements of the NELAC standards

This report shall not be reproduced, except in full, without the written approval of Air Toxics Ltd.

180 BLUE RAVINE ROAD, SUITE B FOLSOM, CA - 95630
(916) 985-1000 . (800) 985-5955 . FAX (916) 985-1020

LABORATORY NARRATIVE
EPA Method TO-15
URS Corporation
Workorder# 1111219AR1

Thirteen 1 Liter Summa Canister samples were received on November 11, 2011. The laboratory performed analysis via EPA Method TO-15 using GC/MS in the full scan mode.

This workorder was independently validated prior to submittal using 'USEPA National Functional Guidelines' as generally applied to the analysis of volatile organic compounds in air. A rules-based, logic driven, independent validation engine was employed to assess completeness, evaluate pass/fail of relevant project quality control requirements and verification of all quantified amounts.

Receiving Notes

There were no receiving discrepancies.

Analytical Notes

As per project specific client request the laboratory has reported estimated values for target compound hits that are below the Reporting Limit but greater than the Method Detection Limit. Concentrations that are below the level at which the canister was certified (0.2 ppbv for compounds reported at 0.5 ppbv and 0.8 ppbv for compounds reported at 2.0 ppbv) may be false positives.

Dilution was performed on samples VMP-3-10-110811 and VMP-7-13.5-111011 due to the presence of high level target species.

The reported results for Acetone in samples VMP-3-10-110811, VMP-3-22-110811, VMP-4-5-110911, VMP-6-5-110911, VMP-6-10-111011, and VMP-7-13.5-111011 may be biased high due to co-elution with a target compound with similar characteristic ions. Both the primary and secondary ions for Acetone exhibited potential interference.

Due to high-level target compounds, sample VMP-7-13.5-111011 was analyzed twice. In the "A" fraction, the sample was diluted to bring the highest-level compounds within the calibration range. The "B" fraction is also reported by client request and may be reported with "E" flags indicating the compound exceeds the calibration range. Both runs and associated QC are reported.

All Quality Control Limit exceedences and affected sample results are noted by flags. Each flag is defined at the bottom of this Case Narrative and on each Sample Result Summary page.

THE WORK ORDER WAS REISSUED ON 12/13/2011 DUE TO LABORATORY ERROR TO CORRECT IDENTIFICATION OF SAMPLE FRACTION -02A TO VMP-18-8.5-110711.

Definition of Data Qualifying Flags

Eight qualifiers may have been used on the data analysis sheets and indicates as follows:

B - Compound present in laboratory blank greater than reporting limit (background subtraction not performed).

J - Estimated value.
E - Exceeds instrument calibration range.
S - Saturated peak.
Q - Exceeds quality control limits.
U - Compound analyzed for but not detected above the reporting limit.
UJ- Non-detected compound associated with low bias in the CCV and/or LCS.
N - The identification is based on presumptive evidence.

File extensions may have been used on the data analysis sheets and indicates as follows:
a-File was requantified
b-File was quantified by a second column and detector
r1-File was requantified for the purpose of reissue

Air Toxics LTD.
Laboratory Services Since 1989

Summary of Detected Compounds
EPA METHOD TO-15 GC/MS FULL SCAN

Client Sample ID: VMP-17-5-110711

Lab ID#: 1111219AR1-01A

Compound	Rpt. Limit (ppbv)	Amount (ppbv)	Rpt. Limit (ug/m3)	Amount (ug/m3)
Freon 12	0.86	0.37 J	4.2	1.8 J
Freon 11	0.86	0.14 J	4.8	0.80 J
Ethanol	3.4	23	6.4	44
Acetone	3.4	12	8.1	29
2-Propanol	3.4	4.3	8.4	11
Methylene Chloride	0.86	~~0.41 J~~ U	3.0	~~1.4 J~~ U
Hexane	0.86	0.25 J	3.0	0.88 J
2-Butanone (Methyl Ethyl Ketone)	3.4	2.1 J	10	6.3 J
2,2,4-Trimethylpentane	0.86	0.31 J	4.0	1.4 J
Benzene	0.86	0.57 J	2.7	1.8 J
Heptane	0.86	0.22 J	3.5	0.90 J
4-Methyl-2-pentanone	0.86	3.0	3.5	12
Toluene	0.86	4.0	3.2	15
2-Hexanone	3.4	0.13 J	14	0.53 J
m,p-Xylene	0.86	~~0.42 J~~ U	3.7	~~1.8 J~~ U
o-Xylene	0.86	0.13 J	3.7	0.57 J
Cumene	0.86	0.34 J	4.2	1.7 J
4-Ethyltoluene	0.86	~~0.11 J~~ U	4.2	~~0.56 J~~ U
1,2,4-Trimethylbenzene	0.86	~~0.20 J~~ U	4.2	~~0.99 J~~ U
1,3-Dichlorobenzene	0.86	~~0.13 J~~ U	5.1	~~0.80 J~~ U
1,4-Dichlorobenzene	0.86	~~0.19 J~~ U	5.1	~~1.2 J~~ U
alpha-Chlorotoluene	0.86	~~0.10 J~~ U	4.4	~~0.55 J~~ U
Butane	3.4	2.8 J	8.1	6.7 J
Isopentane	3.4	1.8 J	10	5.4 J

Client Sample ID: VMP-18-8.5-110711

Lab ID#: 1111219AR1-02A

Compound	Rpt. Limit (ppbv)	Amount (ppbv)	Rpt. Limit (ug/m3)	Amount (ug/m3)
Freon 12	0.90	0.35 J	4.4	1.8 J
Freon 11	0.90	0.17 J	5.0	0.97 J

Air Toxics LTD.
Laboratory Services Since 1989

Summary of Detected Compounds
EPA METHOD TO-15 GC/MS FULL SCAN

Client Sample ID: VMP-18-8.5-110711

Lab ID#: 1111219AR1-02A

Ethanol	3.6	11	6.7	21
Acetone	3.6	6.4	8.5	15
2-Propanol	3.6	5.0	8.8	12
Methylene Chloride	0.90	~~0.54 J~~ U	3.1	~~1.9 J~~ U
2-Butanone (Methyl Ethyl Ketone)	3.6	2.2 J	10	6.5 J
Benzene	0.90	0.30 J	2.8	0.97 J
4-Methyl-2-pentanone	0.90	3.2	3.7	13
Toluene	0.90	2.8	3.4	10
2-Hexanone	3.6	0.22 J	15	0.89 J
m,p-Xylene	0.90	~~0.40 J~~ U	3.9	~~1.7 J~~ U
o-Xylene	0.90	0.16 J	3.9	0.71 J
Cumene	0.90	0.38 J	4.4	1.8 J
4-Ethyltoluene	0.90	~~0.11 J~~ U	4.4	~~0.52 J~~ U
1,2,4-Trimethylbenzene	0.90	~~0.24 J~~ U	4.4	~~1.2 J~~ U
Isopentane	3.6	0.88 J	10	2.6 J

Client Sample ID: VMP-19-5-110811

Lab ID#: 1111219AR1-03A

Compound	Rpt. Limit (ppbv)	Amount (ppbv)	Rpt. Limit (ug/m3)	Amount (ug/m3)
Freon 12	0.98	0.39 J	4.8	1.9 J
Ethanol	3.9	11	7.4	21
Acetone	3.9	7.8	9.3	18
2-Propanol	3.9	3.2 J	9.6	7.8 J
Methylene Chloride	0.98	2.4	3.4	8.4
Hexane	0.98	0.26 J	3.4	0.93 J
2-Butanone (Methyl Ethyl Ketone)	3.9	1.2 J	12	3.6 J
2,2,4-Trimethylpentane	0.98	0.80 J	4.6	3.8 J
Benzene	0.98	2.1	3.1	6.6
4-Methyl-2-pentanone	0.98	2.1	4.0	8.7
Toluene	0.98	3.8	3.7	14
2-Hexanone	3.9	0.10 J	16	0.42 J
m,p-Xylene	0.98	~~0.40 J~~ U	4.2	~~1.7 J~~ U

Air Toxics LTD.
Laboratory Services Since 1989

Summary of Detected Compounds
EPA METHOD TO-15 GC/MS FULL SCAN

Client Sample ID: VMP-19-5-110811

Lab ID#: 1111219AR1-03A

Cumene	0.98	0.25 J	4.8	1.2 J
1,2,4-Trimethylbenzene	0.98	~~0.21 J~~ U	4.8	~~1.0 J~~ U
Butane	3.9	6.4	9.3	15
Isopentane	3.9	3.3 J	12	9.7 J

Client Sample ID: VMP-3-5-110811

Lab ID#: 1111219AR1-04A

Compound	Rpt. Limit (ppbv)	Amount (ppbv)	Rpt. Limit (ug/m3)	Amount (ug/m3)
Freon 12	0.86	0.38 J	4.2	1.9 J
Freon 11	0.86	0.17 J	4.8	0.96 J
Ethanol	3.4	7.3	6.4	14
Acetone	3.4	10	8.1	25
2-Propanol	3.4	3.8	8.4	9.4
Methylene Chloride	0.86	0.86	3.0	3.0
2-Butanone (Methyl Ethyl Ketone)	3.4	1.6 J	10	4.6 J
Benzene	0.86	0.20 J	2.7	0.65 J
4-Methyl-2-pentanone	0.86	5.1	3.5	21
Toluene	0.86	2.5	3.2	9.4
2-Hexanone	3.4	0.11 J	14	0.45 J
m,p-Xylene	0.86	0.40 J	3.7	1.7 J
Cumene	0.86	0.79 J	4.2	3.9 J
4-Ethyltoluene	0.86	0.087 J	4.2	0.43 J
1,2,4-Trimethylbenzene	0.86	~~0.16 J~~ U	4.2	~~0.76 J~~ U
Isopentane	3.4	1.1 J	10	3.3 J

Client Sample ID: VMP-3-5-11081I-DUP

Lab ID#: 1111219AR1-05A

Compound	Rpt. Limit (ppbv)	Amount (ppbv)	Rpt. Limit (ug/m3)	Amount (ug/m3)
Freon 12	0.88	0.41 J	4.3	2.0 J
Freon 11	0.88	0.15 J	4.9	0.86 J
Ethanol	3.5	8.5	6.6	16

Air Toxics LTD.
Laboratory Services Since 1989

Summary of Detected Compounds
EPA METHOD TO-15 GC/MS FULL SCAN

Client Sample ID: VMP-3-5-110811-DUP

Lab ID#: 1111219AR1-05A

Acetone	3.5	7.8	8.3	18
2-Propanol	3.5	3.8	8.6	9.3
Methylene Chloride	0.88	0.30 J	3.0	1.0 J
Hexane	0.88	0.72 J	3.1	2.5 J
2-Butanone (Methyl Ethyl Ketone)	3.5	1.2 J	10	3.6 J
Benzene	0.88	0.19 J	2.8	0.60 J
Heptane	0.88	0.55 J	3.6	2.3 J
4-Methyl-2-pentanone	0.88	4.7	3.6	19
Toluene	0.88	2.2	3.3	8.5
2-Hexanone	3.5	0.11 J	14	0.46 J
m,p-Xylene	0.88	0.34 J	3.8	1.5 J
o-Xylene	0.88	0.13 J	3.8	0.56 J
Cumene	0.88	0.70 J	4.3	3.4 J
4-Ethyltoluene	0.88	0.091 J	4.3	0.45 J
1,2,4-Trimethylbenzene	0.88	~~0.17 J~~ U	4.3	~~0.84 J~~ U
Butane	3.5	3.8	8.3	9.1
Isopentane	3.5	1.5 J	10	4.4 J

Client Sample ID: VMP-3-10-110811

Lab ID#: 1111219AR1-06A

Compound	Rpt. Limit (ppbv)	Amount (ppbv)	Rpt. Limit (ug/m3)	Amount (ug/m3)
Freon 12	1.2	0.44 J J	5.8	2.2 J J
Bromomethane	1.2	0.51 J	4.5	2.0 J
Ethanol	4.7	5.5	8.8	10
Acetone	4.7	28 J	11	68 J
2-Propanol	4.7	6.3	11	15
Carbon Disulfide	4.7	4.1 J	14	13 J
Methylene Chloride	1.2	~~0.25 J~~ U	4.0	~~0.87 J~~ U
Hexane	1.2	0.62 J	4.1	2.2 J
2-Butanone (Methyl Ethyl Ketone)	4.7	1.9 J	14	5.6 J
Chloroform	1.2	3.8	5.7	18
Cyclohexane	1.2	3.4	4.0	12

Air Toxics LTD.
Laboratory Services Since 1989

Summary of Detected Compounds
EPA METHOD TO-15 GC/MS FULL SCAN

Client Sample ID: VMP-3-10-110811

Lab ID#: 1111219AR1-06A

2,2,4-Trimethylpentane	1.2	230	5.4	1100
Benzene	1.2	0.34 J	3.7	1.1 J
4-Methyl-2-pentanone	1.2	6.6	4.8	27
Toluene	1.2	3.4	4.4	13
2-Hexanone	4.7	~~0.12 J~~ U	19	~~0.47 J~~ U
m,p-Xylene	1.2	0.49 J	5.0	2.1 J
o-Xylene	1.2	0.19 J	5.0	0.84 J
Cumene	1.2	0.76 J	5.7	3.7 J
1,2,4-Trimethylbenzene	1.2	0.25 J	5.7	1.2 J
Butane	4.7	130	11	310
Isopentane	4.7	320	14	960

Client Sample ID: VMP-3-22-110811

Lab ID#: 1I112I9AR1-07A

Compound	Rpt. Limit (ppbv)	Amount (ppbv)	Rpt. Limit (ug/m3)	Amount (ug/m3)
Freon 12	0.88	0.38 J	4.3	1.9 J
Freon 11	0.88	0.18 J	4.9	0.99 J
Ethanol	3.5	65	6.6	120
Acetone	3.5	16 J	8.3	37 J
2-Propanol	3.5	13	8.6	32
Methylene Chloride	0.88	0.60 J	3.0	2.1 J
Hexane	0.88	0.40 J	3.1	1.4 J
2-Butanone (Methyl Ethyl Ketone)	3.5	1.7 J	10	5.1 J
Tetrahydrofuran	0.88	0.80 J	2.6	2.4 J
Cyclohexane	0.88	1.1	3.0	3.8
2,2,4-Trimethylpentane	0.88	170	4.1	780
Benzene	0.88	0.93	2.8	3.0
4-Methyl-2-pentanone	0.88	2.3	3.6	9.3
Toluene	0.88	4.1	3.3	16
m,p-Xylene	0.88	~~0.40 J~~ U	3.8	~~1.7 J~~ U
o-Xylene	0.88	0.14 J	3.8	0.63 J
Cumene	0.88	0.16 J	4.3	0.78 J

Air Toxics LTD.
Laboratory Services Since 1989

Summary of Detected Compounds
EPA METHOD TO-15 GC/MS FULL SCAN

Client Sample ID: VMP-3-22-110811

Lab ID#: 1111219AR1-07A

4-Ethyltoluene	0.88	~~0.085 J~~ U	4.3	~~0.42 J~~ U
1,2,4-Trimethylbenzene	0.88	~~0.18 J~~ U	4.3	~~0.87 J~~ U
Butane	3.5	56	8.3	130
Isopentane	3.5	110	10	320

Client Sample ID: VMP-4-5-110911

Lab ID#: 1111219AR1-08A

Compound	Rpt. Limit (ppbv)	Amount (ppbv)	Rpt. Limit (ug/m3)	Amount (ug/m3)
Freon 12	0.86	0.39 J	4.2	1.9 J
Chloromethane	3.4	0.69 J	7.1	1.4 J
Freon 11	0.86	0.16 J	4.8	0.92 J
Ethanol	3.4	15	6.4	28
Acetone	3.4	12 J	8.1	30 J
2-Propanol	3.4	5.1	8.4	12
Methylene Chloride	0.86	~~0.52 J~~ U	3.0	~~1.8 J~~ U
Hexane	0.86	0.89	3.0	3.2
2-Butanone (Methyl Ethyl Ketone)	3.4	0.80 J	10	2.4 J
Tetrahydrofuran	0.86	0.19 J	2.5	0.57 J
Cyclohexane	0.86	2.7	2.9	9.2
2,2,4-Trimethylpentane	0.86	200	4.0	920
Benzene	0.86	0.57 J	2.7	1.8 J
Heptane	0.86	0.43 J	3.5	1.8 J
Toluene	0.86	1.6	3.2	5.9
Ethyl Benzene	0.86	0.18 J	3.7	0.78 J
m,p-Xylene	0.86	0.58 J	3.7	2.5 J
o-Xylene	0.86	0.29 J	3.7	1.3 J
Cumene	0.86	0.43 J	4.2	2.1 J
Propylbenzene	0.86	0.16 J	4.2	0.81 J
4-Ethyltoluene	0.86	~~0.17 J~~ U	4.2	~~0.84 J~~ U
1,3,5-Trimethylbenzene	0.86	~~0.16 J~~ U	4.2	~~0.86 J~~ U
1,2,4-Trimethylbenzene	0.86	~~0.27 J~~ U	4.2	~~1.3 J~~ U
Butane	3.4	4.8	8.1	11

Air Toxics LTD.
Laboratory Services Since 1989

Summary of Detected Compounds
EPA METHOD TO-15 GC/MS FULL SCAN

Client Sample ID: VMP-4-5-110911

Lab ID#: 1111219AR1-08A

Isopentane	3.4	14	10	40

Client Sample ID: VMP-6-5-110911

Lab ID#: 1111219AR1-09A

Compound	Rpt. Limit (ppbv)	Amount (ppbv)	Rpt. Limit (ug/m3)	Amount (ug/m3)
Freon 12	0.80	0.38 J J	4.0	1.9 J J
Freon 11	0.80	0.17 J	4.5	0.95 J
Ethanol	3.2	18	6.1	34
Acetone	3.2	6.2 J	7.6	15 J
2-Propanol	3.2	52	7.9	130
Methylene Chloride	0.80	~~0.22 J~~ U	2.8	~~0.78 J~~ U
Hexane	0.80	16	2.8	55
2-Butanone (Methyl Ethyl Ketone)	3.2	0.92 J	9.5	2.7 J
Cyclohexane	0.80	4.5	2.8	16
2,2,4-Trimethylpentane	0.80	15	3.8	71
Benzene	0.80	4.7	2.6	15
Heptane	0.80	11	3.3	45
4-Methyl-2-pentanone	0.80	5.4	3.3	22
Toluene	0.80	7.0	3.0	26
Ethyl Benzene	0.80	17	3.5	75
m,p-Xylene	0.80	31	3.5	130
o-Xylene	0.80	13	3.5	56
Styrene	0.80	0.16 J	3.4	0.69 J
Cumene	0.80	3.0	4.0	14
Propylbenzene	0.80	3.6	4.0	18
4-Ethyltoluene	0.80	5.0	4.0	25
1,3,5-Trimethylbenzene	0.80	4.0	4.0	20
1,2,4-Trimethylbenzene	0.80	5.6	4.0	28
Butane	3.2	12	7.6	28
Isopentane	3.2	22	9.5	65

Air Toxics LTD.
Laboratory Services Since 1989

Summary of Detected Compounds
EPA METHOD TO-15 GC/MS FULL SCAN

Client Sample ID: VMP-6-10-111011

Lab ID#: 1111219AR1-10A

Compound	Rpt. Limit (ppbv)	Amount (ppbv)	Rpt. Limit (ug/m3)	Amount (ug/m3)
Freon 12	0.84	0.27 J J	4.2	1.4 J J
Ethanol	3.4	13	6.3	24
Acetone	3.4	7.2 J	8.0	17 J
2-Propanol	3.4	79	8.2	190
Methylene Chloride	0.84	~~0.32 J~~ U	2.9	~~1.1 J~~ U
Hexane	0.84	2.3	3.0	8.1
2-Butanone (Methyl Ethyl Ketone)	3.4	0.89 J	9.9	2.6 J
Cyclohexane	0.84	0.37 J	2.9	1.3 J
2,2,4-Trimethylpentane	0.84	1.4	3.9	6.5
Benzene	0.84	3.9	2.7	12
Heptane	0.84	0.39 J	3.4	1.6 J
4-Methyl-2-pentanone	0.84	5.3	3.4	22
Toluene	0.84	1.4	3.2	5.2
m,p-Xylene	0.84	0.27 J	3.6	1.2 J
Cumene	0.84	0.38 J	4.1	1.8 J
1,2,4-Trimethylbenzene	0.84	0.15 J	4.1	0.76 J
Butane	3.4	14	8.0	33
Isopentane	3.4	21	9.9	62

Client Sample ID: VMP-7-5-111011

Lab ID#: 1111219AR1-11A

Compound	Rpt. Limit (ppbv)	Amount (ppbv)	Rpt. Limit (ug/m3)	Amount (ug/m3)
Freon 12	0.86	0.22 J	4.2	1.1 J
Ethanol	3.4	5.1	6.4	9.6
Acetone	3.4	3.3 J	8.1	7.8 J
2-Propanol	3.4	17	8.4	42
Methylene Chloride	0.86	0.68 J J	3.0	2.4 J J
2-Butanone (Methyl Ethyl Ketone)	3.4	0.44 J	10	1.3 J
Benzene	0.86	1.6	2.7	5.0
4-Methyl-2-pentanone	0.86	2.4	3.5	9.9

Air Toxics LTD.
Laboratory Services Since 1989

Summary of Detected Compounds
EPA METHOD TO-15 GC/MS FULL SCAN

Client Sample ID: VMP-7-5-111011

Lab ID#: 1111219AR1-11A

Toluene	0.86	0.99	3.2	3.7
m,p-Xylene	0.86	~~0.33 J~~ U	3.7	~~1.4 J~~ U
Cumene	0.86	0.36 J	4.2	1.8 J
1,2,4-Trimethylbenzene	0.86	~~0.23 J~~ U	4.2	~~1.1 J~~ U

Client Sample ID: VMP-7-5-111011-DUP

Lab ID#: 1111219AR1-12A

Compound	Rpt. Limit (ppbv)	Amount (ppbv)	Rpt. Limit (ug/m3)	Amount (ug/m3)
Freon 12	0.80	0.28 J J	4.0	1.4 J J
Ethanol	3.2	9.6	6.1	18
Acetone	3.2	4.2	7.6	10
2-Propanol	3.2	16	7.9	40
Methylene Chloride	0.80	2.9 J	2.8	10 J
Benzene	0.80	1.5	2.6	4.8
4-Methyl-2-pentanone	0.80	2.1	3.3	8.4
Toluene	0.80	1.2	3.0	4.7
m,p-Xylene	0.80	0.26 J	3.5	1.1 J
Cumene	0.80	0.33 J	4.0	1.6 J
1,2,4-Trimethylbenzene	0.80	0.16 J	4.0	0.80 J
Isopentane	3.2	2.6 J	9.5	7.6 J

Client Sample ID: VMP-7-13.5-111011 * Use these results only. All other data was reported from the 9.58X dilution analysis.

Lab ID#: 1111219AR1-13A

DF = 4.51

Compound	Rpt. Limit (ppbv)	Amount (ppbv)	Rpt. Limit (ug/m3)	Amount (ug/m3)
Ethanol	9.0	9.1	17	17
Acetone	9.0	18	21	43
2-Propanol	9.0	3.5 J	22	8.6 J
Methylene Chloride	2.2	0.93 J	7.8	3.2 J
Hexane	2.2	2.6	7.9	9.0
Cyclohexane	2.2	3.0	7.8	10
* 2,2,4-Trimethylpentane	2.2	630	10	2900

Air Toxics LTD.
Laboratory Services Since 1989

Summary of Detected Compounds
EPA METHOD TO-15 GC/MS FULL SCAN

Client Sample ID: VMP-7-13.5-111011

Lab ID#: 1111219AR1-13A

Benzene	2.2	0.94 J	7.2	3.0 J
Heptane	2.2	4.3	9.2	18
4-Methyl-2-pentanone	2.2	3.7	9.2	15
Toluene	2.2	1.5 J	8.5	5.5 J
Ethyl Benzene	2.2	2.3	9.8	10
m,p-Xylene	2.2	1.1 J	9.8	4.8 J
Cumene	2.2	1.3 J	11	6.4 J
Propylbenzene	2.2	2.7	11	13
4-Ethyltoluene	2.2	0.58 J	11	2.8 J
1,2,4-Trimethylbenzene	2.2	0.91 J	11	4.5 J
Butane	9.0	100	21	240
Isopentane	9.0	210	27	630

Client Sample ID: VMP-7-13.5-111011 * Do not use this data. Use all other data.

Lab ID#: 1111219AR1-13B

DF= 1.58

Compound	Rpt. Limit (ppbv)	Amount (ppbv)	Rpt. Limit (ug/m3)	Amount (ug/m3)
Freon 12	0.79	0.26 J	3.9	1.3 J
Ethanol	3.2	8.9	6.0	17
Acetone	3.2	22	7.5	53
2-Propanol	3.2	4.2	7.8	10
Methylene Chloride	0.79	0.89	2.7	3.1
Hexane	0.79	3.5	2.8	12
2-Butanone (Methyl Ethyl Ketone)	3.2	0.62 J	9.3	1.8 J
Cyclohexane	0.79	3.9	2.7	13
* ~~2,2,4-Trimethylpentane~~	~~0.79~~	~~740 E~~	~~3.7~~	~~3500 E~~
Benzene	0.79	1.1	2.5	3.7
Heptane	0.79	6.4	3.2	26
4-Methyl-2-pentanone	0.79	5.4	3.2	22
Toluene	0.79	1.9	3.0	7.0
Ethyl Benzene	0.79	3.0	3.4	13
m,p-Xylene	0.79	1.3	3.4	5.8
o-Xylene	0.79	0.17 J	3.4	0.72 J

Air Toxics LTD.
Laboratory Services Since 1989

Summary of Detected Compounds
EPA METHOD TO-15 GC/MS FULL SCAN

Client Sample ID: VMP-7-13.5-111011

Lab ID#: 1111219AR1-13B

Cumene	0.79	1.7	3.9	8.3
Propylbenzene	0.79	3.6	3.9	18
4-Ethyltoluene	0.79	0.76 J	3.9	3.7 J
1,3,5-Trimethylbenzene	0.79	0.23 J	3.9	1.1 J
1,2,4-Trimethylbenzene	0.79	1.0	3.9	5.2
Butane	3.2	130	7.5	310
Isopentane	3.2	270	9.3	800

Air Toxics LTD.
Laboratory Services Since 1989

Client Sample ID: VMP-17-5-110711

Lab ID#: 1111219AR1-01A

EPA METHOD TO-15 GC/MS FULL SCAN

File Name:	211308	Date of Collection:	11/7/11 3:55:00 PM
Dil. Factor:	1.71	Date of Analysis:	11/13/11 11:16 AM

Compound	Rpt. Limit (ppbv)	Amount (ppbv)	Rpt. Limit (ug/m3)	Amount (ug/m3)
Freon 12	0.86	0.37 J	4.2	1.8 J
Freon 114	0.86	Not Detected	6.0	Not Detected
Chloromethane	3.4	Not Detected	7.1	Not Detected
Vinyl Chloride	0.86	Not Detected	2.2	Not Detected
1,3-Butadiene	0.86	Not Detected	1.9	Not Detected
Bromomethane	0.86	Not Detected	3.3	Not Detected
Chloroethane	3.4	Not Detected	9.0	Not Detected
Freon 11	0.86	0.14 J	4.8	0.80 J
Ethanol	3.4	23	6.4	44
Freon 113	0.86	Not Detected	6.6	Not Detected
1,1-Dichloroethene	0.86	Not Detected	3.4	Not Detected
Acetone	3.4	12	8.1	29
2-Propanol	3.4	4.3	8.4	11
Carbon Disulfide	3.4	Not Detected	11	Not Detected
3-Chloropropene	3.4	Not Detected	11	Not Detected
Methylene Chloride	0.86	~~0.41 J~~ U	3.0	~~1.4 J~~ U
Methyl tert-butyl ether	0.86	Not Detected	3.1	Not Detected
trans-1,2-Dichloroethene	0.86	Not Detected	3.4	Not Detected
Hexane	0.86	0.25 J	3.0	0.88 J
1,1-Dichloroethane	0.86	Not Detected	3.5	Not Detected
2-Butanone (Methyl Ethyl Ketone)	3.4	2.1 J	10	6.3 J
cis-1,2-Dichloroethene	0.86	Not Detected	3.4	Not Detected
Tetrahydrofuran	0.86	Not Detected	2.5	Not Detected
Chloroform	0.86	Not Detected	4.2	Not Detected
1,1,1-Trichloroethane	0.86	Not Detected	4.7	Not Detected
Cyclohexane	0.86	Not Detected	2.9	Not Detected
Carbon Tetrachloride	0.86	Not Detected	5.4	Not Detected
2,2,4-Trimethylpentane	0.86	0.31 J	4.0	1.4 J
Benzene	0.86	0.57 J	2.7	1.8 J
1,2-Dichloroethane	0.86	Not Detected	3.5	Not Detected
Heptane	0.86	0.22 J	3.5	0.90 J
Trichloroethene	0.86	Not Detected	4.6	Not Detected
1,2-Dichloropropane	0.86	Not Detected	4.0	Not Detected
1,4-Dioxane	3.4	Not Detected	12	Not Detected
Bromodichloromethane	0.86	Not Detected	5.7	Not Detected
cis-1,3-Dichloropropene	0.86	Not Detected	3.9	Not Detected
4-Methyl-2-pentanone	0.86	3.0	3.5	12
Toluene	0.86	4.0	3.2	15
trans-1,3-Dichloropropene	0.86	Not Detected	3.9	Not Detected
1,1,2-Trichloroethane	0.86	Not Detected	4.7	Not Detected
Tetrachloroethene	0.86	Not Detected	5.8	Not Detected

Air Toxics LTD.
Laboratory Services Since 1989

Client Sample ID: VMP-17-5-110711

Lab ID#: 1111219AR1-01A

EPA METHOD TO-15 GC/MS FULL SCAN

File Name:	**211308**	**Date of Collection:**	**11/7/11 3:55:00 PM**
Dil. Factor:	**1.71**	**Date of Analysis:**	**11/13/11 11:16 AM**

Compound	Rpt. Limit (ppbv)	Amount (ppbv)	Rpt. Limit (ug/m3)	Amount (ug/m3)
2-Hexanone	3.4	0.13 J	14	0.53 J
Dibromochloromethane	0.86	Not Detected	7.3	Not Detected
1,2-Dibromoethane (EDB)	0.86	Not Detected	6.6	Not Detected
Chlorobenzene	0.86	Not Detected	3.9	Not Detected
Ethyl Benzene	0.86	Not Detected	3.7	Not Detected
m,p-Xylene	0.86	~~0.42 J~~ U	3.7	~~1.8 J~~ U
o-Xylene	0.86	0.13 J	3.7	0.57 J
Styrene	0.86	Not Detected	3.6	Not Detected
Bromoform	0.86	Not Detected	8.8	Not Detected
Cumene	0.86	0.34 J	4.2	1.7 J
1,1,2,2-Tetrachloroethane	0.86	Not Detected	5.9	Not Detected
Propylbenzene	0.86	Not Detected	4.2	Not Detected
4-Ethyltoluene	0.86	~~0.11 J~~ U	4.2	~~0.56 J~~ U
1,3,5-Trimethylbenzene	0.86	Not Detected	4.2	Not Detected
1,2,4-Trimethylbenzene	0.86	~~0.20 J~~ U	4.2	~~0.99 J~~ U
1,3-Dichlorobenzene	0.86	~~0.13 J~~ U	5.1	~~0.80 J~~ U
1,4-Dichlorobenzene	0.86	~~0.19 J~~ U	5.1	~~1.2 J~~ U
alpha-Chlorotoluene	0.86	~~0.10 J~~ U	4.4	~~0.55 J~~ U
1,2-Dichlorobenzene	0.86	Not Detected	5.1	Not Detected
1,2,4-Trichlorobenzene	3.4	Not Detected	25	Not Detected
Hexachlorobutadiene	3.4	Not Detected	36	Not Detected
Butane	3.4	2.8 J	8.1	6.7 J
Isopentane	3.4	1.8 J	10	5.4 J

J = Estimated value.

Container Type: 1 Liter Summa Canister

Surrogates	%Recovery	Method Limits
Toluene-d8	102	70-130
1,2-Dichloroethane-d4	91	70-130
4-Bromofluorobenzene	100	70-130

Air Toxics LTD.
Laboratory Services Since 1989

Client Sample ID: VMP-18-8.5-110711

Lab ID#: 1I11219AR1-02A

EPA METHOD TO-15 GC/MS FULL SCAN

File Name:	**211309**	**Date of Collection:**	**11/7/11 5:03:00 PM**
Dil. Factor:	**1.79**	**Date of Analysis:**	**11/13/11 11:57 AM**

Compound	Rpt. Limit (ppbv)	Amount (ppbv)	Rpt. Limit (ug/m3)	Amount (ug/m3)
Freon 12	0.90	0.35 J	4.4	1.8 J
Freon 114	0.90	Not Detected	6.2	Not Detected
Chloromethane	3.6	Not Detected	7.4	Not Detected
Vinyl Chloride	0.90	Not Detected	2.3	Not Detected
1,3-Butadiene	0.90	Not Detected	2.0	Not Detected
Bromomethane	0.90	Not Detected	3.5	Not Detected
Chloroethane	3.6	Not Detected	9.4	Not Detected
Freon 11	0.90	0.17 J	5.0	0.97 J
Ethanol	3.6	11	6.7	21
Freon 113	0.90	Not Detected	6.8	Not Detected
1,1-Dichloroethene	0.90	Not Detected	3.5	Not Detected
Acetone	3.6	6.4	8.5	15
2-Propanol	3.6	5.0	8.8	12
Carbon Disulfide	3.6	Not Detected	11	Not Detected
3-Chloropropene	3.6	Not Detected	11	Not Detected
Methylene Chloride	0.90	~~0.54 J~~ U	3.1	~~1.9 J~~ U
Methyl tert-butyl ether	0.90	Not Detected	3.2	Not Detected
trans-1,2-Dichloroethene	0.90	Not Detected	3.5	Not Detected
Hexane	0.90	Not Detected	3.2	Not Detected
1,1-Dichloroethane	0.90	Not Detected	3.6	Not Detected
2-Butanone (Methyl Ethyl Ketone)	3.6	2.2 J	10	6.5 J
cis-1,2-Dichloroethene	0.90	Not Detected	3.5	Not Detected
Tetrahydrofuran	0.90	Not Detected	2.6	Not Detected
Chloroform	0.90	Not Detected	4.4	Not Detected
1,1,1-Trichloroethane	0.90	Not Detected	4.9	Not Detected
Cyclohexane	0.90	Not Detected	3.1	Not Detected
Carbon Tetrachloride	0.90	Not Detected	5.6	Not Detected
2,2,4-Trimethylpentane	0.90	Not Detected	4.2	Not Detected
Benzene	0.90	0.30 J	2.8	0.97 J
1,2-Dichloroethane	0.90	Not Detected	3.6	Not Detected
Heptane	0.90	Not Detected	3.7	Not Detected
Trichloroethene	0.90	Not Detected	4.8	Not Detected
1,2-Dichloropropane	0.90	Not Detected	4.1	Not Detected
1,4-Dioxane	3.6	Not Detected	13	Not Detected
Bromodichloromethane	0.90	Not Detected	6.0	Not Detected
cis-1,3-Dichloropropene	0.90	Not Detected	4.1	Not Detected
4-Methyl-2-pentanone	0.90	3.2	3.7	13
Toluene	0.90	2.8	3.4	10
trans-1,3-Dichloropropene	0.90	Not Detected	4.1	Not Detected
1,1,2-Trichloroethane	0.90	Not Detected	4.9	Not Detected
Tetrachloroethene	0.90	Not Detected	6.1	Not Detected

Air Toxics LTD.
Laboratory Services Since 1989

Client Sample ID: VMP-18-8.5-110711

Lab ID#: 1111219AR1-02A

EPA METHOD TO-15 GC/MS FULL SCAN

File Name:	**211309**	**Date of Collection:**	**11/7/11 5:03:00 PM**
Dil. Factor:	**1.79**	**Date of Analysis:**	**11/13/11 11:57 AM**

Compound	Rpt. Limit (ppbv)	Amount (ppbv)	Rpt. Limit (ug/m3)	Amount (ug/m3)
2-Hexanone	3.6	0.22 J	15	0.89 J
Dibromochloromethane	0.90	Not Detected	7.6	Not Detected
1,2-Dibromoethane (EDB)	0.90	Not Detected	6.9	Not Detected
Chlorobenzene	0.90	Not Detected	4.1	Not Detected
Ethyl Benzene	0.90	Not Detected	3.9	Not Detected
m,p-Xylene	0.90	~~0.40 J~~ U	3.9	~~1.7 J~~ U
o-Xylene	0.90	0.16 J	3.9	0.71 J
Styrene	0.90	Not Detected	3.8	Not Detected
Bromoform	0.90	Not Detected	9.2	Not Detected
Cumene	0.90	0.38 J	4.4	1.8 J
1,1,2,2-Tetrachloroethane	0.90	Not Detected	6.1	Not Detected
Propylbenzene	0.90	Not Detected	4.4	Not Detected
4-Ethyltoluene	0.90	~~0.11 J~~ U	4.4	~~0.52 J~~ U
1,3,5-Trimethylbenzene	0.90	Not Detected	4.4	Not Detected
1,2,4-Trimethylbenzene	0.90	~~0.24 J~~ U	4.4	~~1.2 J~~ U
1,3-Dichlorobenzene	0.90	Not Detected	5.4	Not Detected
1,4-Dichlorobenzene	0.90	Not Detected	5.4	Not Detected
alpha-Chlorotoluene	0.90	Not Detected	4.6	Not Detected
1,2-Dichlorobenzene	0.90	Not Detected	5.4	Not Detected
1,2,4-Trichlorobenzene	3.6	Not Detected	26	Not Detected
Hexachlorobutadiene	3.6	Not Detected	38	Not Detected
Butane	3.6	Not Detected	8.5	Not Detected
Isopentane	3.6	0.88 J	10	2.6 J

J = Estimated value.

Container Type: 1 Liter Summa Canister

Surrogates	%Recovery	Method Limits
Toluene-d8	101	70-130
1,2-Dichloroethane-d4	96	70-130
4-Bromofluorobenzene	102	70-130

Air Toxics LTD.
Laboratory Services Since 1989

Client Sample ID: VMP-19-5-110811

Lab ID#: 1111219AR1-03A

EPA METHOD TO-15 GC/MS FULL SCAN

File Name:	211310	Date of Collection:	11/8/11 9:17:00 AM
Dil. Factor:	1.96	Date of Analysis:	11/13/11 12:48 PM

Compound	Rpt. Limit (ppbv)	Amount (ppbv)	Rpt. Limit (ug/m3)	Amount (ug/m3)
Freon 12	0.98	0.39 J	4.8	1.9 J
Freon 114	0.98	Not Detected	6.8	Not Detected
Chloromethane	3.9	Not Detected	8.1	Not Detected
Vinyl Chloride	0.98	Not Detected	2.5	Not Detected
1,3-Butadiene	0.98	Not Detected	2.2	Not Detected
Bromomethane	0.98	Not Detected	3.8	Not Detected
Chloroethane	3.9	Not Detected	10	Not Detected
Freon 11	0.98	Not Detected	5.5	Not Detected
Ethanol	3.9	11	7.4	21
Freon 113	0.98	Not Detected	7.5	Not Detected
1,1-Dichloroethene	0.98	Not Detected	3.9	Not Detected
Acetone	3.9	7.8	9.3	18
2-Propanol	3.9	3.2 J	9.6	7.8 J
Carbon Disulfide	3.9	Not Detected	12	Not Detected
3-Chloropropene	3.9	Not Detected	12	Not Detected
Methylene Chloride	0.98	2.4	3.4	8.4
Methyl tert-butyl ether	0.98	Not Detected	3.5	Not Detected
trans-1,2-Dichloroethene	0.98	Not Detected	3.9	Not Detected
Hexane	0.98	0.26 J	3.4	0.93 J
1,1-Dichloroethane	0.98	Not Detected	4.0	Not Detected
2-Butanone (Methyl Ethyl Ketone)	3.9	1.2 J	12	3.6 J
cis-1,2-Dichloroethene	0.98	Not Detected	3.9	Not Detected
Tetrahydrofuran	0.98	Not Detected	2.9	Not Detected
Chloroform	0.98	Not Detected	4.8	Not Detected
1,1,1-Trichloroethane	0.98	Not Detected	5.3	Not Detected
Cyclohexane	0.98	Not Detected	3.4	Not Detected
Carbon Tetrachloride	0.98	Not Detected	6.2	Not Detected
2,2,4-Trimethylpentane	0.98	0.80 J	4.6	3.8 J
Benzene	0.98	2.1	3.1	6.6
1,2-Dichloroethane	0.98	Not Detected	4.0	Not Detected
Heptane	0.98	Not Detected	4.0	Not Detected
Trichloroethene	0.98	Not Detected	5.3	Not Detected
1,2-Dichloropropane	0.98	Not Detected	4.5	Not Detected
1,4-Dioxane	3.9	Not Detected	14	Not Detected
Bromodichloromethane	0.98	Not Detected	6.6	Not Detected
cis-1,3-Dichloropropene	0.98	Not Detected	4.4	Not Detected
4-Methyl-2-pentanone	0.98	2.1	4.0	8.7
Toluene	0.98	3.8	3.7	14
trans-1,3-Dichloropropene	0.98	Not Detected	4.4	Not Detected
1,1,2-Trichloroethane	0.98	Not Detected	5.3	Not Detected
Tetrachloroethene	0.98	Not Detected	6.6	Not Detected

Air Toxics LTD.
Laboratory Services Since 1989

Client Sample ID: VMP-19-5-110811

Lab ID#: 1111219AR1-03A

EPA METHOD TO-15 GC/MS FULL SCAN

File Name:	**211310**	**Date of Collection:**	**11/8/11 9:17:00 AM**
Dil. Factor:	**1.96**	**Date of Analysis:**	**11/13/11 12:48 PM**

Compound	Rpt. Limit (ppbv)	Amount (ppbv)	Rpt. Limit (ug/m3)	Amount (ug/m3)
2-Hexanone	3.9	0.10 J	16	0.42 J
Dibromochloromethane	0.98	Not Detected	8.3	Not Detected
1,2-Dibromoethane (EDB)	0.98	Not Detected	7.5	Not Detected
Chlorobenzene	0.98	Not Detected	4.5	Not Detected
Ethyl Benzene	0.98	Not Detected	4.2	Not Detected
m,p-Xylene	0.98	~~0.40 J~~ U	4.2	~~1.7 J~~ U
o-Xylene	0.98	Not Detected	4.2	Not Detected
Styrene	0.98	Not Detected	4.2	Not Detected
Bromoform	0.98	Not Detected	10	Not Detected
Cumene	0.98	0.25 J	4.8	1.2 J
1,1,2,2-Tetrachloroethane	0.98	Not Detected	6.7	Not Detected
Propylbenzene	0.98	Not Detected	4.8	Not Detected
4-Ethyltoluene	0.98	Not Detected	4.8	Not Detected
1,3,5-Trimethylbenzene	0.98	Not Detected	4.8	Not Detected
1,2,4-Trimethylbenzene	0.98	~~0.21 J~~ U	4.8	~~1.0 J~~ U
1,3-Dichlorobenzene	0.98	Not Detected	5.9	Not Detected
1,4-Dichlorobenzene	0.98	Not Detected	5.9	Not Detected
alpha-Chlorotoluene	0.98	Not Detected	5.1	Not Detected
1,2-Dichlorobenzene	0.98	Not Detected	5.9	Not Detected
1,2,4-Trichlorobenzene	3.9	Not Detected	29	Not Detected
Hexachlorobutadiene	3.9	Not Detected	42	Not Detected
Butane	3.9	6.4	9.3	15
Isopentane	3.9	3.3 J	12	9.7 J

J = Estimated value.

Container Type: 1 Liter Summa Canister

Surrogates	%Recovery	Method Limits
Toluene-d8	97	70-130
1,2-Dichloroethane-d4	96	70-130
4-Bromofluorobenzene	101	70-130

Air Toxics LTD.
Laboratory Services Since 1989

Client Sample ID: VMP-3-5-110811

Lab ID#: 1111219ARI-04A

EPA METHOD TO-15 GC/MS FULL SCAN

File Name:	2111507	Date of Collection:	11/8/11 2:15:00 PM
Dil. Factor:	1.71	Date of Analysis:	11/16/11 08:32 AM

Compound	Rpt. Limit (ppbv)	Amount (ppbv)	Rpt. Limit (ug/m3)	Amount (ug/m3)
Freon 12	0.86	0.38 J	4.2	1.9 J
Freon 114	0.86	Not Detected	6.0	Not Detected
Chloromethane	3.4	Not Detected	7.1	Not Detected
Vinyl Chloride	0.86	Not Detected	2.2	Not Detected
1,3-Butadiene	0.86	Not Detected	1.9	Not Detected
Bromomethane	0.86	Not Detected	3.3	Not Detected
Chloroethane	3.4	Not Detected	9.0	Not Detected
Freon 11	0.86	0.17 J	4.8	0.96 J
Ethanol	3.4	7.3	6.4	14
Freon 113	0.86	Not Detected	6.6	Not Detected
1,1-Dichloroethene	0.86	Not Detected	3.4	Not Detected
Acetone	3.4	10	8.1	25
2-Propanol	3.4	3.8	8.4	9.4
Carbon Disulfide	3.4	Not Detected	11	Not Detected
3-Chloropropene	3.4	Not Detected	11	Not Detected
Methylene Chloride	0.86	0.86	3.0	3.0
Methyl tert-butyl ether	0.86	Not Detected	3.1	Not Detected
trans-1,2-Dichloroethene	0.86	Not Detected	3.4	Not Detected
Hexane	0.86	Not Detected	3.0	Not Detected
1,1-Dichloroethane	0.86	Not Detected	3.5	Not Detected
2-Butanone (Methyl Ethyl Ketone)	3.4	1.6 J	10	4.6 J
cis-1,2-Dichloroethene	0.86	Not Detected	3.4	Not Detected
Tetrahydrofuran	0.86	Not Detected	2.5	Not Detected
Chloroform	0.86	Not Detected	4.2	Not Detected
1,1,1-Trichloroethane	0.86	Not Detected	4.7	Not Detected
Cyclohexane	0.86	Not Detected	2.9	Not Detected
Carbon Tetrachloride	0.86	Not Detected	5.4	Not Detected
2,2,4-Trimethylpentane	0.86	Not Detected	4.0	Not Detected
Benzene	0.86	0.20 J	2.7	0.65 J
1,2-Dichloroethane	0.86	Not Detected	3.5	Not Detected
Heptane	0.86	Not Detected	3.5	Not Detected
Trichloroethene	0.86	Not Detected	4.6	Not Detected
1,2-Dichloropropane	0.86	Not Detected	4.0	Not Detected
1,4-Dioxane	3.4	Not Detected	12	Not Detected
Bromodichloromethane	0.86	Not Detected	5.7	Not Detected
cis-1,3-Dichloropropene	0.86	Not Detected	3.9	Not Detected
4-Methyl-2-pentanone	0.86	5.1	3.5	21
Toluene	0.86	2.5	3.2	9.4
trans-1,3-Dichloropropene	0.86	Not Detected	3.9	Not Detected
1,1,2-Trichloroethane	0.86	Not Detected	4.7	Not Detected
Tetrachloroethene	0.86	Not Detected	5.8	Not Detected

Air Toxics LTD.
Laboratory Services Since 1989

Client Sample ID: VMP-3-5-110811

Lab ID#: 1111219AR1-04A

EPA METHOD TO-15 GC/MS FULL SCAN

File Name:	**2111507**	**Date of Collection:**	**11/8/11 2:15:00 PM**
Dil. Factor:	**1.71**	**Date of Analysis:**	**11/16/11 08:32 AM**

Compound	Rpt. Limit (ppbv)	Amount (ppbv)	Rpt. Limit (ug/m3)	Amount (ug/m3)
2-Hexanone	3.4	0.11 J	14	0.45 J
Dibromochloromethane	0.86	Not Detected	7.3	Not Detected
1,2-Dibromoethane (EDB)	0.86	Not Detected	6.6	Not Detected
Chlorobenzene	0.86	Not Detected	3.9	Not Detected
Ethyl Benzene	0.86	Not Detected	3.7	Not Detected
m,p-Xylene	0.86	0.40 J	3.7	1.7 J
o-Xylene	0.86	Not Detected	3.7	Not Detected
Styrene	0.86	Not Detected	3.6	Not Detected
Bromoform	0.86	Not Detected	8.8	Not Detected
Cumene	0.86	0.79 J	4.2	3.9 J
1,1,2,2-Tetrachloroethane	0.86	Not Detected	5.9	Not Detected
Propylbenzene	0.86	Not Detected	4.2	Not Detected
4-Ethyltoluene	0.86	0.087 J	4.2	0.43 J
1,3,5-Trimethylbenzene	0.86	Not Detected	4.2	Not Detected
1,2,4-Trimethylbenzene	0.86	~~0.16 J~~ U	4.2	~~0.76 J~~ U
1,3-Dichlorobenzene	0.86	Not Detected	5.1	Not Detected
1,4-Dichlorobenzene	0.86	Not Detected	5.1	Not Detected
alpha-Chlorotoluene	0.86	Not Detected	4.4	Not Detected
1,2-Dichlorobenzene	0.86	Not Detected	5.1	Not Detected
1,2,4-Trichlorobenzene	3.4	Not Detected	25	Not Detected
Hexachlorobutadiene	3.4	Not Detected	36	Not Detected
Butane	3.4	Not Detected	8.1	Not Detected
Isopentane	3.4	1.1 J	10	3.3 J

J = Estimated value.

Container Type: 1 Liter Summa Canister

Surrogates	%Recovery	Method Limits
Toluene-d8	113	70-130
1,2-Dichloroethane-d4	101	70-130
4-Bromofluorobenzene	102	70-130

Air Toxics LTD.
Laboratory Services Since 1989

Client Sample ID: VMP-3-5-110811-DUP

Lab ID#: 1111219AR1-05A

EPA METHOD TO-15 GC/MS FULL SCAN

File Name:	2111508	Date of Collection:	11/8/11 2:15:00 PM
Dil. Factor:	1.75	Date of Analysis:	11/16/11 10:17 AM

Compound	Rpt. Limit (ppbv)	Amount (ppbv)	Rpt. Limit (ug/m3)	Amount (ug/m3)
Freon 12	0.88	0.41 J	4.3	2.0 J
Freon 114	0.88	Not Detected	6.1	Not Detected
Chloromethane	3.5	Not Detected	7.2	Not Detected
Vinyl Chloride	0.88	Not Detected	2.2	Not Detected
1,3-Butadiene	0.88	Not Detected	1.9	Not Detected
Bromomethane	0.88	Not Detected	3.4	Not Detected
Chloroethane	3.5	Not Detected	9.2	Not Detected
Freon 11	0.88	0.15 J	4.9	0.86 J
Ethanol	3.5	8.5	6.6	16
Freon 113	0.88	Not Detected	6.7	Not Detected
1,1-Dichloroethene	0.88	Not Detected	3.5	Not Detected
Acetone	3.5	7.8	8.3	18
2-Propanol	3.5	3.8	8.6	9.3
Carbon Disulfide	3.5	Not Detected	11	Not Detected
3-Chloropropene	3.5	Not Detected	11	Not Detected
Methylene Chloride	0.88	0.30 J	3.0	1.0 J
Methyl tert-butyl ether	0.88	Not Detected	3.2	Not Detected
trans-1,2-Dichloroethene	0.88	Not Detected	3.5	Not Detected
Hexane	0.88	0.72 J	3.1	2.5 J
1,1-Dichloroethane	0.88	Not Detected	3.5	Not Detected
2-Butanone (Methyl Ethyl Ketone)	3.5	1.2 J	10	3.6 J
cis-1,2-Dichloroethene	0.88	Not Detected	3.5	Not Detected
Tetrahydrofuran	0.88	Not Detected	2.6	Not Detected
Chloroform	0.88	Not Detected	4.3	Not Detected
1,1,1-Trichloroethane	0.88	Not Detected	4.8	Not Detected
Cyclohexane	0.88	Not Detected	3.0	Not Detected
Carbon Tetrachloride	0.88	Not Detected	5.5	Not Detected
2,2,4-Trimethylpentane	0.88	Not Detected	4.1	Not Detected
Benzene	0.88	0.19 J	2.8	0.60 J
1,2-Dichloroethane	0.88	Not Detected	3.5	Not Detected
Heptane	0.88	0.55 J	3.6	2.3 J
Trichloroethene	0.88	Not Detected	4.7	Not Detected
1,2-Dichloropropane	0.88	Not Detected	4.0	Not Detected
1,4-Dioxane	3.5	Not Detected	13	Not Detected
Bromodichloromethane	0.88	Not Detected	5.9	Not Detected
cis-1,3-Dichloropropene	0.88	Not Detected	4.0	Not Detected
4-Methyl-2-pentanone	0.88	4.7	3.6	19
Toluene	0.88	2.2	3.3	8.5
trans-1,3-Dichloropropene	0.88	Not Detected	4.0	Not Detected
1,1,2-Trichloroethane	0.88	Not Detected	4.8	Not Detected
Tetrachloroethene	0.88	Not Detected	5.9	Not Detected

Air Toxics LTD.
Laboratory Services Since 1989

Client Sample ID: VMP-3-5-110811-DUP

Lab ID#: 1111219AR1-05A

EPA METHOD TO-15 GC/MS FULL SCAN

File Name:	**2111508**	**Date of Collection:**	**11/8/11 2:15:00 PM**
Dil. Factor:	**1.75**	**Date of Analysis:**	**11/16/11 10:17 AM**

Compound	Rpt. Limit (ppbv)	Amount (ppbv)	Rpt. Limit (ug/m3)	Amount (ug/m3)
2-Hexanone	3.5	0.11 J	14	0.46 J
Dibromochloromethane	0.88	Not Detected	7.4	Not Detected
1,2-Dibromoethane (EDB)	0.88	Not Detected	6.7	Not Detected
Chlorobenzene	0.88	Not Detected	4.0	Not Detected
Ethyl Benzene	0.88	Not Detected	3.8	Not Detected
m,p-Xylene	0.88	0.34 J	3.8	1.5 J
o-Xylene	0.88	0.13 J	3.8	0.56 J
Styrene	0.88	Not Detected	3.7	Not Detected
Bromoform	0.88	Not Detected	9.0	Not Detected
Cumene	0.88	0.70 J	4.3	3.4 J
1,1,2,2-Tetrachloroethane	0.88	Not Detected	6.0	Not Detected
Propylbenzene	0.88	Not Detected	4.3	Not Detected
4-Ethyltoluene	0.88	0.091 J	4.3	0.45 J
1,3,5-Trimethylbenzene	0.88	Not Detected	4.3	Not Detected
1,2,4-Trimethylbenzene	0.88	~~0.17 J~~ U	4.3	~~0.84 J~~ U
1,3-Dichlorobenzene	0.88	Not Detected	5.3	Not Detected
1,4-Dichlorobenzene	0.88	Not Detected	5.3	Not Detected
alpha-Chlorotoluene	0.88	Not Detected	4.5	Not Detected
1,2-Dichlorobenzene	0.88	Not Detected	5.3	Not Detected
1,2,4-Trichlorobenzene	3.5	Not Detected	26	Not Detected
Hexachlorobutadiene	3.5	Not Detected	37	Not Detected
Butane	3.5	3.8	8.3	9.1
Isopentane	3.5	1.5 J	10	4.4 J

J = Estimated value.

Container Type: 1 Liter Summa Canister

Surrogates	%Recovery	Method Limits
Toluene-d8	115	70-130
1,2-Dichloroethane-d4	101	70-130
4-Bromofluorobenzene	100	70-130

Air Toxics LTD.
Laboratory Services Since 1989

Client Sample ID: VMP-3-10-110811

Lab ID#: 1111219AR1-06A

EPA METHOD TO-15 GC/MS FULL SCAN

File Name:	**2111610**	**Date of Collection:**	**11/8/11 11:28:00 AM**
Dil. Factor:	**2.33**	**Date of Analysis:**	**11/17/11 10:57 AM**

Compound	Rpt. Limit (ppbv)	Amount (ppbv)	Rpt. Limit (ug/m3)	Amount (ug/m3)
Freon 12	1.2	0.44 J J	5.8	2.2 J J
Freon 114	1.2	Not Detected	8.1	Not Detected
Chloromethane	4.7	Not Detected	9.6	Not Detected
Vinyl Chloride	1.2	Not Detected	3.0	Not Detected
1,3-Butadiene	1.2	Not Detected	2.6	Not Detected
Bromomethane	1.2	0.51 J	4.5	2.0 J
Chloroethane	4.7	Not Detected	12	Not Detected
Freon 11	1.2	Not Detected	6.5	Not Detected
Ethanol	4.7	5.5	8.8	10
Freon 113	1.2	Not Detected	8.9	Not Detected
1,1-Dichloroethene	1.2	Not Detected	4.6	Not Detected
Acetone	4.7	28 J	11	68 J
2-Propanol	4.7	6.3	11	15
Carbon Disulfide	4.7	4.1 J	14	13 J
3-Chloropropene	4.7	Not Detected	14	Not Detected
Methylene Chloride	1.2	~~0.25 J~~ U	4.0	~~0.87 J~~ U
Methyl tert-butyl ether	1.2	Not Detected	4.2	Not Detected
trans-1,2-Dichloroethene	1.2	Not Detected	4.6	Not Detected
Hexane	1.2	0.62 J	4.1	2.2 J
1,1-Dichloroethane	1.2	Not Detected	4.7	Not Detected
2-Butanone (Methyl Ethyl Ketone)	4.7	1.9 J	14	5.6 J
cis-1,2-Dichloroethene	1.2	Not Detected	4.6	Not Detected
Tetrahydrofuran	1.2	Not Detected	3.4	Not Detected
Chloroform	1.2	3.8	5.7	18
1,1,1-Trichloroethane	1.2	Not Detected	6.4	Not Detected
Cyclohexane	1.2	3.4	4.0	12
Carbon Tetrachloride	1.2	Not Detected	7.3	Not Detected
2,2,4-Trimethylpentane	1.2	230	5.4	1100
Benzene	1.2	0.34 J	3.7	1.1 J
1,2-Dichloroethane	1.2	Not Detected	4.7	Not Detected
Heptane	1.2	Not Detected	4.8	Not Detected
Trichloroethene	1.2	Not Detected	6.3	Not Detected
1,2-Dichloropropane	1.2	Not Detected	5.4	Not Detected
1,4-Dioxane	4.7	Not Detected	17	Not Detected
Bromodichloromethane	1.2	Not Detected	7.8	Not Detected
cis-1,3-Dichloropropene	1.2	Not Detected	5.3	Not Detected
4-Methyl-2-pentanone	1.2	6.6	4.8	27
Toluene	1.2	3.4	4.4	13
trans-1,3-Dichloropropene	1.2	Not Detected	5.3	Not Detected
1,1,2-Trichloroethane	1.2	Not Detected	6.4	Not Detected
Tetrachloroethene	1.2	Not Detected	7.9	Not Detected

Air Toxics LTD.
Laboratory Services Since 1989

Client Sample ID: VMP-3-10-11081I

Lab ID#: 1111219AR1-06A

EPA METHOD TO-15 GC/MS FULL SCAN

File Name:	**2111610**	**Date of Collection:**	**11/8/11 11:28:00 AM**
Dil. Factor:	**2.33**	**Date of Analysis:**	**11/17/11 10:57 AM**

Compound	Rpt. Limit (ppbv)	Amount (ppbv)	Rpt. Limit (ug/m3)	Amount (ug/m3)
2-Hexanone	4.7	~~0.12 J~~ U	19	~~0.47 J~~ U
Dibromochloromethane	1.2	Not Detected	9.9	Not Detected
1,2-Dibromoethane (EDB)	1.2	Not Detected	9.0	Not Detected
Chlorobenzene	1.2	Not Detected	5.4	Not Detected
Ethyl Benzene	1.2	Not Detected	5.0	Not Detected
m,p-Xylene	1.2	0.49 J	5.0	2.1 J
o-Xylene	1.2	0.19 J	5.0	0.84 J
Styrene	1.2	Not Detected	5.0	Not Detected
Bromoform	1.2	Not Detected	12	Not Detected
Cumene	1.2	0.76 J	5.7	3.7 J
1,1,2,2-Tetrachloroethane	1.2	Not Detected	8.0	Not Detected
Propylbenzene	1.2	Not Detected	5.7	Not Detected
4-Ethyltoluene	1.2	Not Detected	5.7	Not Detected
1,3,5-Trimethylbenzene	1.2	Not Detected	5.7	Not Detected
1,2,4-Trimethylbenzene	1.2	0.25 J	5.7	1.2 J
1,3-Dichlorobenzene	1.2	Not Detected	7.0	Not Detected
1,4-Dichlorobenzene	1.2	Not Detected	7.0	Not Detected
alpha-Chlorotoluene	1.2	Not Detected	6.0	Not Detected
1,2-Dichlorobenzene	1.2	Not Detected	7.0	Not Detected
1,2,4-Trichlorobenzene	4.7	Not Detected	34	Not Detected
Hexachlorobutadiene	4.7	Not Detected	50	Not Detected
Butane	4.7	130	11	310
Isopentane	4.7	320	14	960

J = Estimated value.

Container Type: 1 Liter Summa Canister

Surrogates	%Recovery	Method Limits
Toluene-d8	116	70-130
1,2-Dichloroethane-d4	99	70-130
4-Bromofluorobenzene	97	70-130

Air Toxics LTD.
Laboratory Services Since 1989

Client Sample ID: VMP-3-22-1108I1

Lab ID#: 1111219AR1-07A

EPA METHOD TO-15 GC/MS FULL SCAN

File Name:	**211311**	**Date of Collection:**	**11/8/11 10:23:00 AM**
Dil. Factor:	**1.75**	**Date of Analysis:**	**11/13/11 01:35 PM**

Compound	Rpt. Limit (ppbv)	Amount (ppbv)	Rpt. Limit (ug/m3)	Amount (ug/m3)
Freon 12	0.88	0.38 J	4.3	1.9 J
Freon 114	0.88	Not Detected	6.1	Not Detected
Chloromethane	3.5	Not Detected	7.2	Not Detected
Vinyl Chloride	0.88	Not Detected	2.2	Not Detected
1,3-Butadiene	0.88	Not Detected	1.9	Not Detected
Bromomethane	0.88	Not Detected	3.4	Not Detected
Chloroethane	3.5	Not Detected	9.2	Not Detected
Freon 11	0.88	0.18 J	4.9	0.99 J
Ethanol	3.5	65	6.6	120
Freon 113	0.88	Not Detected	6.7	Not Detected
1,1-Dichloroethene	0.88	Not Detected	3.5	Not Detected
Acetone	3.5	16 J	8.3	37 J
2-Propanol	3.5	13	8.6	32
Carbon Disulfide	3.5	Not Detected	11	Not Detected
3-Chloropropene	3.5	Not Detected	11	Not Detected
Methylene Chloride	0.88	0.60 J	3.0	2.1 J
Methyl tert-butyl ether	0.88	Not Detected	3.2	Not Detected
trans-1,2-Dichloroethene	0.88	Not Detected	3.5	Not Detected
Hexane	0.88	0.40 J	3.1	1.4 J
1,1-Dichloroethane	0.88	Not Detected	3.5	Not Detected
2-Butanone (Methyl Ethyl Ketone)	3.5	1.7 J	10	5.1 J
cis-1,2-Dichloroethene	0.88	Not Detected	3.5	Not Detected
Tetrahydrofuran	0.88	0.80 J	2.6	2.4 J
Chloroform	0.88	Not Detected	4.3	Not Detected
1,1,1-Trichloroethane	0.88	Not Detected	4.8	Not Detected
Cyclohexane	0.88	1.1	3.0	3.8
Carbon Tetrachloride	0.88	Not Detected	5.5	Not Detected
2,2,4-Trimethylpentane	0.88	170	4.1	780
Benzene	0.88	0.93	2.8	3.0
1,2-Dichloroethane	0.88	Not Detected	3.5	Not Detected
Heptane	0.88	Not Detected	3.6	Not Detected
Trichloroethene	0.88	Not Detected	4.7	Not Detected
1,2-Dichloropropane	0.88	Not Detected	4.0	Not Detected
1,4-Dioxane	3.5	Not Detected	13	Not Detected
Bromodichloromethane	0.88	Not Detected	5.9	Not Detected
cis-1,3-Dichloropropene	0.88	Not Detected	4.0	Not Detected
4-Methyl-2-pentanone	0.88	2.3	3.6	9.3
Toluene	0.88	4.1	3.3	16
trans-1,3-Dichloropropene	0.88	Not Detected	4.0	Not Detected
1,1,2-Trichloroethane	0.88	Not Detected	4.8	Not Detected
Tetrachloroethene	0.88	Not Detected	5.9	Not Detected

Air Toxics LTD.
Laboratory Services Since 1989

Client Sample ID: VMP-3-22-110811

Lab ID#: 1111219AR1-07A

EPA METHOD TO-15 GC/MS FULL SCAN

File Name:	**211311**	**Date of Collection:**	**11/8/11 10:23:00 AM**
Dil. Factor:	**1.75**	**Date of Analysis:**	**11/13/11 01:35 PM**

Compound	Rpt. Limit (ppbv)	Amount (ppbv)	Rpt. Limit (ug/m3)	Amount (ug/m3)
2-Hexanone	3.5	Not Detected	14	Not Detected
Dibromochloromethane	0.88	Not Detected	7.4	Not Detected
1,2-Dibromoethane (EDB)	0.88	Not Detected	6.7	Not Detected
Chlorobenzene	0.88	Not Detected	4.0	Not Detected
Ethyl Benzene	0.88	Not Detected	3.8	Not Detected
m,p-Xylene	0.88	~~0.40 J~~ U	3.8	~~1.7 J~~ U
o-Xylene	0.88	0.14 J	3.8	0.63 J
Styrene	0.88	Not Detected	3.7	Not Detected
Bromoform	0.88	Not Detected	9.0	Not Detected
Cumene	0.88	0.16 J	4.3	0.78 J
1,1,2,2-Tetrachloroethane	0.88	Not Detected	6.0	Not Detected
Propylbenzene	0.88	Not Detected	4.3	Not Detected
4-Ethyltoluene	0.88	~~0.085 J~~ U	4.3	~~0.42 J~~ U
1,3,5-Trimethylbenzene	0.88	Not Detected	4.3	Not Detected
1,2,4-Trimethylbenzene	0.88	~~0.18 J~~ U	4.3	~~0.87 J~~ U
1,3-Dichlorobenzene	0.88	Not Detected	5.3	Not Detected
1,4-Dichlorobenzene	0.88	Not Detected	5.3	Not Detected
alpha-Chlorotoluene	0.88	Not Detected	4.5	Not Detected
1,2-Dichlorobenzene	0.88	Not Detected	5.3	Not Detected
1,2,4-Trichlorobenzene	3.5	Not Detected	26	Not Detected
Hexachlorobutadiene	3.5	Not Detected	37	Not Detected
Butane	3.5	56	8.3	130
Isopentane	3.5	110	10	320

J = Estimated value.

Container Type: 1 Liter Summa Canister

Surrogates	%Recovery	Method Limits
Toluene-d8	108	70-130
1,2-Dichloroethane-d4	96	70-130
4-Bromofluorobenzene	94	70-130

Air Toxics LTD.
Laboratory Services Since 1989

Client Sample ID: VMP-4-5-110911

Lab ID#: 1111219AR1-08A

EPA METHOD TO-15 GC/MS FULL SCAN

File Name:	211312	Date of Collection:	11/9/11 9:03:00 AM
Dil. Factor:	1.71	Date of Analysis:	11/13/11 02:14 PM

Compound	Rpt. Limit (ppbv)	Amount (ppbv)	Rpt. Limit (ug/m3)	Amount (ug/m3)
Freon 12	0.86	0.39 J	4.2	1.9 J
Freon 114	0.86	Not Detected	6.0	Not Detected
Chloromethane	3.4	0.69 J	7.1	1.4 J
Vinyl Chloride	0.86	Not Detected	2.2	Not Detected
1,3-Butadiene	0.86	Not Detected	1.9	Not Detected
Bromomethane	0.86	Not Detected	3.3	Not Detected
Chloroethane	3.4	Not Detected	9.0	Not Detected
Freon 11	0.86	0.16 J	4.8	0.92 J
Ethanol	3.4	15	6.4	28
Freon 113	0.86	Not Detected	6.6	Not Detected
1,1-Dichloroethene	0.86	Not Detected	3.4	Not Detected
Acetone	3.4	12 J	8.1	30 J
2-Propanol	3.4	5.1	8.4	12
Carbon Disulfide	3.4	Not Detected	11	Not Detected
3-Chloropropene	3.4	Not Detected	11	Not Detected
Methylene Chloride	0.86	~~0.52 J~~ U	3.0	~~1.8 J~~ U
Methyl tert-butyl ether	0.86	Not Detected	3.1	Not Detected
trans-1,2-Dichloroethene	0.86	Not Detected	3.4	Not Detected
Hexane	0.86	0.89	3.0	3.2
1,1-Dichloroethane	0.86	Not Detected	3.5	Not Detected
2-Butanone (Methyl Ethyl Ketone)	3.4	0.80 J	10	2.4 J
cis-1,2-Dichloroethene	0.86	Not Detected	3.4	Not Detected
Tetrahydrofuran	0.86	0.19 J	2.5	0.57 J
Chloroform	0.86	Not Detected	4.2	Not Detected
1,1,1-Trichloroethane	0.86	Not Detected	4.7	Not Detected
Cyclohexane	0.86	2.7	2.9	9.2
Carbon Tetrachloride	0.86	Not Detected	5.4	Not Detected
2,2,4-Trimethylpentane	0.86	200	4.0	920
Benzene	0.86	0.57 J	2.7	1.8 J
1,2-Dichloroethane	0.86	Not Detected	3.5	Not Detected
Heptane	0.86	0.43 J	3.5	1.8 J
Trichloroethene	0.86	Not Detected	4.6	Not Detected
1,2-Dichloropropane	0.86	Not Detected	4.0	Not Detected
1,4-Dioxane	3.4	Not Detected	12	Not Detected
Bromodichloromethane	0.86	Not Detected	5.7	Not Detected
cis-1,3-Dichloropropene	0.86	Not Detected	3.9	Not Detected
4-Methyl-2-pentanone	0.86	Not Detected	3.5	Not Detected
Toluene	0.86	1.6	3.2	5.9
trans-1,3-Dichloropropene	0.86	Not Detected	3.9	Not Detected
1,1,2-Trichloroethane	0.86	Not Detected	4.7	Not Detected
Tetrachloroethene	0.86	Not Detected	5.8	Not Detected

Air Toxics LTD.
Laboratory Services Since 1989

Client Sample ID: VMP-4-5-110911

Lab ID#: 1111219AR1-08A

EPA METHOD TO-15 GC/MS FULL SCAN

File Name:	**211312**	**Date of Collection:**	**11/9/11 9:03:00 AM**
Dil. Factor:	**1.71**	**Date of Analysis:**	**11/13/11 02:14 PM**

Compound	Rpt. Limit (ppbv)	Amount (ppbv)	Rpt. Limit (ug/m3)	Amount (ug/m3)
2-Hexanone	3.4	Not Detected	14	Not Detected
Dibromochloromethane	0.86	Not Detected	7.3	Not Detected
1,2-Dibromoethane (EDB)	0.86	Not Detected	6.6	Not Detected
Chlorobenzene	0.86	Not Detected	3.9	Not Detected
Ethyl Benzene	0.86	0.18 J	3.7	0.78 J
m,p-Xylene	0.86	0.58 J	3.7	2.5 J
o-Xylene	0.86	0.29 J	3.7	1.3 J
Styrene	0.86	Not Detected	3.6	Not Detected
Bromoform	0.86	Not Detected	8.8	Not Detected
Cumene	0.86	0.43 J	4.2	2.1 J
1,1,2,2-Tetrachloroethane	0.86	Not Detected	5.9	Not Detected
Propylbenzene	0.86	0.16 J	4.2	0.81 J
4-Ethyltoluene	0.86	~~0.17 J~~ U	4.2	~~0.84 J~~ U
1,3,5-Trimethylbenzene	0.86	~~0.18 J~~ U	4.2	~~0.86 J~~ U
1,2,4-Trimethylbenzene	0.86	~~0.27 J~~ U	4.2	~~1.3 J~~ U
1,3-Dichlorobenzene	0.86	Not Detected	5.1	Not Detected
1,4-Dichlorobenzene	0.86	Not Detected	5.1	Not Detected
alpha-Chlorotoluene	0.86	Not Detected	4.4	Not Detected
1,2-Dichlorobenzene	0.86	Not Detected	5.1	Not Detected
1,2,4-Trichlorobenzene	3.4	Not Detected	25	Not Detected
Hexachlorobutadiene	3.4	Not Detected	36	Not Detected
Butane	3.4	4.8	8.1	11
Isopentane	3.4	14	10	40

J = Estimated value.

Container Type: 1 Liter Summa Canister

Surrogates	%Recovery	Method Limits
Toluene-d8	112	70-130
1,2-Dichloroethane-d4	97	70-130
4-Bromofluorobenzene	98	70-130

Air Toxics LTD.
Laboratory Services Since 1989

Client Sample ID: VMP-6-5-110911

Lab ID#: 1111219AR1-09A

EPA METHOD TO-15 GC/MS FULL SCAN

File Name:	**2111611**	**Date of Collection:**	**11/9/11 4:22:00 PM**
Dil. Factor:	**1.61**	**Date of Analysis:**	**11/17/11 11:38 AM**

Compound	Rpt. Limit (ppbv)	Amount (ppbv)	Rpt. Limit (ug/m3)	Amount (ug/m3)
Freon 12	0.80	0.38 J J	4.0	1.9 J J
Freon 114	0.80	Not Detected	5.6	Not Detected
Chloromethane	3.2	Not Detected	6.6	Not Detected
Vinyl Chloride	0.80	Not Detected	2.0	Not Detected
1,3-Butadiene	0.80	Not Detected	1.8	Not Detected
Bromomethane	0.80	Not Detected	3.1	Not Detected
Chloroethane	3.2	Not Detected	8.5	Not Detected
Freon 11	0.80	0.17 J	4.5	0.95 J
Ethanol	3.2	18	6.1	34
Freon 113	0.80	Not Detected	6.2	Not Detected
1,1-Dichloroethene	0.80	Not Detected	3.2	Not Detected
Acetone	3.2	6.2 J	7.6	15 J
2-Propanol	3.2	52	7.9	130
Carbon Disulfide	3.2	Not Detected	10	Not Detected
3-Chloropropene	3.2	Not Detected	10	Not Detected
Methylene Chloride	0.80	~~0.22 J~~ U	2.8	~~0.78 J~~ U
Methyl tert-butyl ether	0.80	Not Detected	2.9	Not Detected
trans-1,2-Dichloroethene	0.80	Not Detected	3.2	Not Detected
Hexane	0.80	16	2.8	55
1,1-Dichloroethane	0.80	Not Detected	3.2	Not Detected
2-Butanone (Methyl Ethyl Ketone)	3.2	0.92 J	9.5	2.7 J
cis-1,2-Dichloroethene	0.80	Not Detected	3.2	Not Detected
Tetrahydrofuran	0.80	Not Detected	2.4	Not Detected
Chloroform	0.80	Not Detected	3.9	Not Detected
1,1,1-Trichloroethane	0.80	Not Detected	4.4	Not Detected
Cyclohexane	0.80	4.5	2.8	16
Carbon Tetrachloride	0.80	Not Detected	5.1	Not Detected
2,2,4-Trimethylpentane	0.80	15	3.8	71
Benzene	0.80	4.7	2.6	15
1,2-Dichloroethane	0.80	Not Detected	3.2	Not Detected
Heptane	0.80	11	3.3	45
Trichloroethene	0.80	Not Detected	4.3	Not Detected
1,2-Dichloropropane	0.80	Not Detected	3.7	Not Detected
1,4-Dioxane	3.2	Not Detected	12	Not Detected
Bromodichloromethane	0.80	Not Detected	5.4	Not Detected
cis-1,3-Dichloropropene	0.80	Not Detected	3.6	Not Detected
4-Methyl-2-pentanone	0.80	5.4	3.3	22
Toluene	0.80	7.0	3.0	26
trans-1,3-Dichloropropene	0.80	Not Detected	3.6	Not Detected
1,1,2-Trichloroethane	0.80	Not Detected	4.4	Not Detected
Tetrachloroethene	0.80	Not Detected	5.5	Not Detected

Air Toxics LTD.
Laboratory Services Since 1989

Client Sample ID: VMP-6-5-110911

Lab ID#: 1111219AR1-09A

EPA METHOD TO-15 GC/MS FULL SCAN

File Name:	**2111611**	**Date of Collection:**	**11/9/11 4:22:00 PM**
Dil. Factor:	**1.61**	**Date of Analysis:**	**11/17/11 11:38 AM**

Compound	Rpt. Limit (ppbv)	Amount (ppbv)	Rpt. Limit (ug/m3)	Amount (ug/m3)
2-Hexanone	3.2	Not Detected	13	Not Detected
Dibromochloromethane	0.80	Not Detected	6.8	Not Detected
1,2-Dibromoethane (EDB)	0.80	Not Detected	6.2	Not Detected
Chlorobenzene	0.80	Not Detected	3.7	Not Detected
Ethyl Benzene	0.80	17	3.5	75
m,p-Xylene	0.80	31	3.5	130
o-Xylene	0.80	13	3.5	56
Styrene	0.80	0.16 J	3.4	0.69 J
Bromoform	0.80	Not Detected	8.3	Not Detected
Cumene	0.80	3.0	4.0	14
1,1,2,2-Tetrachloroethane	0.80	Not Detected	5.5	Not Detected
Propylbenzene	0.80	3.6	4.0	18
4-Ethyltoluene	0.80	5.0	4.0	25
1,3,5-Trimethylbenzene	0.80	4.0	4.0	20
1,2,4-Trimethylbenzene	0.80	5.6	4.0	28
1,3-Dichlorobenzene	0.80	Not Detected	4.8	Not Detected
1,4-Dichlorobenzene	0.80	Not Detected	4.8	Not Detected
alpha-Chlorotoluene	0.80	Not Detected	4.2	Not Detected
1,2-Dichlorobenzene	0.80	Not Detected	4.8	Not Detected
1,2,4-Trichlorobenzene	3.2	Not Detected	24	Not Detected
Hexachlorobutadiene	3.2	Not Detected	34	Not Detected
Butane	3.2	12	7.6	28
Isopentane	3.2	22	9.5	65

J = Estimated value.

Container Type: 1 Liter Summa Canister

Surrogates	%Recovery	Method Limits
Toluene-d8	113	70-130
1,2-Dichloroethane-d4	100	70-130
4-Bromofluorobenzene	97	70-130

Air Toxics LTD.
Laboratory Services Since 1989

Client Sample ID: VMP-6-10-111011

Lab ID#: 1111219AR1-10A

EPA METHOD TO-15 GC/MS FULL SCAN

File Name:	2111612	Date of Collection:	11/10/11 9:45:00 AM
Dil. Factor:	1.68	Date of Analysis:	11/17/11 12:39 PM

Compound	Rpt. Limit (ppbv)	Amount (ppbv)	Rpt. Limit (ug/m3)	Amount (ug/m3)
Freon 12	0.84	0.27 J J	4.2	1.4 J J
Freon 114	0.84	Not Detected	5.9	Not Detected
Chloromethane	3.4	Not Detected	6.9	Not Detected
Vinyl Chloride	0.84	Not Detected	2.1	Not Detected
1,3-Butadiene	0.84	Not Detected	1.8	Not Detected
Bromomethane	0.84	Not Detected	3.3	Not Detected
Chloroethane	3.4	Not Detected	8.9	Not Detected
Freon 11	0.84	Not Detected	4.7	Not Detected
Ethanol	3.4	13	6.3	24
Freon 113	0.84	Not Detected	6.4	Not Detected
1,1-Dichloroethene	0.84	Not Detected	3.3	Not Detected
Acetone	3.4	7.2 J	8.0	17 J
2-Propanol	3.4	79	8.2	190
Carbon Disulfide	3.4	Not Detected	10	Not Detected
3-Chloropropene	3.4	Not Detected	10	Not Detected
Methylene Chloride	0.84	~~0.32 J~~ U	2.9	~~1.1 J~~ U
Methyl tert-butyl ether	0.84	Not Detected	3.0	Not Detected
trans-1,2-Dichloroethene	0.84	Not Detected	3.3	Not Detected
Hexane	0.84	2.3	3.0	8.1
1,1-Dichloroethane	0.84	Not Detected	3.4	Not Detected
2-Butanone (Methyl Ethyl Ketone)	3.4	0.89 J	9.9	2.6 J
cis-1,2-Dichloroethene	0.84	Not Detected	3.3	Not Detected
Tetrahydrofuran	0.84	Not Detected	2.5	Not Detected
Chloroform	0.84	Not Detected	4.1	Not Detected
1,1,1-Trichloroethane	0.84	Not Detected	4.6	Not Detected
Cyclohexane	0.84	0.37 J	2.9	1.3 J
Carbon Tetrachloride	0.84	Not Detected	5.3	Not Detected
2,2,4-Trimethylpentane	0.84	1.4	3.9	6.5
Benzene	0.84	3.9	2.7	12
1,2-Dichloroethane	0.84	Not Detected	3.4	Not Detected
Heptane	0.84	0.39 J	3.4	1.6 J
Trichloroethene	0.84	Not Detected	4.5	Not Detected
1,2-Dichloropropane	0.84	Not Detected	3.9	Not Detected
1,4-Dioxane	3.4	Not Detected	12	Not Detected
Bromodichloromethane	0.84	Not Detected	5.6	Not Detected
cis-1,3-Dichloropropene	0.84	Not Detected	3.8	Not Detected
4-Methyl-2-pentanone	0.84	5.3	3.4	22
Toluene	0.84	1.4	3.2	5.2
trans-1,3-Dichloropropene	0.84	Not Detected	3.8	Not Detected
1,1,2-Trichloroethane	0.84	Not Detected	4.6	Not Detected
Tetrachloroethene	0.84	Not Detected	5.7	Not Detected

Air Toxics LTD.
Laboratory Services Since 1989

Client Sample ID: VMP-6-10-111011

Lab ID#: 1111219AR1-10A

EPA METHOD TO-15 GC/MS FULL SCAN

File Name:	**2111612**	**Date of Collection:**	**11/10/11 9:45:00 AM**
Dil. Factor:	**1.68**	**Date of Analysis:**	**11/17/11 12:39 PM**

Compound	Rpt. Limit (ppbv)	Amount (ppbv)	Rpt. Limit (ug/m3)	Amount (ug/m3)
2-Hexanone	3.4	Not Detected	14	Not Detected
Dibromochloromethane	0.84	Not Detected	7.2	Not Detected
1,2-Dibromoethane (EDB)	0.84	Not Detected	6.4	Not Detected
Chlorobenzene	0.84	Not Detected	3.9	Not Detected
Ethyl Benzene	0.84	Not Detected	3.6	Not Detected
m,p-Xylene	0.84	0.27 J	3.6	1.2 J
o-Xylene	0.84	Not Detected	3.6	Not Detected
Styrene	0.84	Not Detected	3.6	Not Detected
Bromoform	0.84	Not Detected	8.7	Not Detected
Cumene	0.84	0.38 J	4.1	1.8 J
1,1,2,2-Tetrachloroethane	0.84	Not Detected	5.8	Not Detected
Propylbenzene	0.84	Not Detected	4.1	Not Detected
4-Ethyltoluene	0.84	Not Detected	4.1	Not Detected
1,3,5-Trimethylbenzene	0.84	Not Detected	4.1	Not Detected
1,2,4-Trimethylbenzene	0.84	0.15 J	4.1	0.76 J
1,3-Dichlorobenzene	0.84	Not Detected	5.0	Not Detected
1,4-Dichlorobenzene	0.84	Not Detected	5.0	Not Detected
alpha-Chlorotoluene	0.84	Not Detected	4.3	Not Detected
1,2-Dichlorobenzene	0.84	Not Detected	5.0	Not Detected
1,2,4-Trichlorobenzene	3.4	Not Detected	25	Not Detected
Hexachlorobutadiene	3.4	Not Detected	36	Not Detected
Butane	3.4	14	8.0	33
Isopentane	3.4	21	9.9	62

J = Estimated value.

Container Type: 1 Liter Summa Canister

Surrogates	%Recovery	Method Limits
Toluene-d8	107	70-130
1,2-Dichloroethane-d4	98	70-130
4-Bromofluorobenzene	98	70-130

Air Toxics LTD.
Laboratory Services Since 1989

Client Sample ID: VMP-7-5-111011

Lab ID#: 111I219AR1-11A

EPA METHOD TO-15 GC/MS FULL SCAN

File Name:	211313	Date of Collection:	11/10/11 2:44:00 PM
Dil. Factor:	1.71	Date of Analysis:	11/13/11 02:58 PM

Compound	Rpt. Limit (ppbv)	Amount (ppbv)	Rpt. Limit (ug/m3)	Amount (ug/m3)
Freon 12	0.86	0.22 J	4.2	1.1 J
Freon 114	0.86	Not Detected	6.0	Not Detected
Chloromethane	3.4	Not Detected	7.1	Not Detected
Vinyl Chloride	0.86	Not Detected	2.2	Not Detected
1,3-Butadiene	0.86	Not Detected	1.9	Not Detected
Bromomethane	0.86	Not Detected	3.3	Not Detected
Chloroethane	3.4	Not Detected	9.0	Not Detected
Freon 11	0.86	Not Detected	4.8	Not Detected
Ethanol	3.4	5.1	6.4	9.6
Freon 113	0.86	Not Detected	6.6	Not Detected
1,1-Dichloroethene	0.86	Not Detected	3.4	Not Detected
Acetone	3.4	3.3 J	8.1	7.8 J
2-Propanol	3.4	17	8.4	42
Carbon Disulfide	3.4	Not Detected	11	Not Detected
3-Chloropropene	3.4	Not Detected	11	Not Detected
Methylene Chloride	0.86	0.68 J J	3.0	2.4 J J
Methyl tert-butyl ether	0.86	Not Detected	3.1	Not Detected
trans-1,2-Dichloroethene	0.86	Not Detected	3.4	Not Detected
Hexane	0.86	Not Detected	3.0	Not Detected
1,1-Dichloroethane	0.86	Not Detected	3.5	Not Detected
2-Butanone (Methyl Ethyl Ketone)	3.4	0.44 J	10	1.3 J
cis-1,2-Dichloroethene	0.86	Not Detected	3.4	Not Detected
Tetrahydrofuran	0.86	Not Detected	2.5	Not Detected
Chloroform	0.86	Not Detected	4.2	Not Detected
1,1,1-Trichloroethane	0.86	Not Detected	4.7	Not Detected
Cyclohexane	0.86	Not Detected	2.9	Not Detected
Carbon Tetrachloride	0.86	Not Detected	5.4	Not Detected
2,2,4-Trimethylpentane	0.86	Not Detected	4.0	Not Detected
Benzene	0.86	1.6	2.7	5.0
1,2-Dichloroethane	0.86	Not Detected	3.5	Not Detected
Heptane	0.86	Not Detected	3.5	Not Detected
Trichloroethene	0.86	Not Detected	4.6	Not Detected
1,2-Dichloropropane	0.86	Not Detected	4.0	Not Detected
1,4-Dioxane	3.4	Not Detected	12	Not Detected
Bromodichloromethane	0.86	Not Detected	5.7	Not Detected
cis-1,3-Dichloropropene	0.86	Not Detected	3.9	Not Detected
4-Methyl-2-pentanone	0.86	2.4	3.5	9.9
Toluene	0.86	0.99	3.2	3.7
trans-1,3-Dichloropropene	0.86	Not Detected	3.9	Not Detected
1,1,2-Trichloroethane	0.86	Not Detected	4.7	Not Detected
Tetrachloroethene	0.86	Not Detected	5.8	Not Detected

Air Toxics LTD.
Laboratory Services Since 1989

Client Sample ID: VMP-7-5-111011

Lab ID#: 1111219AR1-11A

EPA METHOD TO-15 GC/MS FULL SCAN

File Name:	**211313**	**Date of Collection:**	**11/10/11 2:44:00 PM**
Dil. Factor:	**1.71**	**Date of Analysis:**	**11/13/11 02:58 PM**

Compound	Rpt. Limit (ppbv)	Amount (ppbv)	Rpt. Limit (ug/m3)	Amount (ug/m3)
2-Hexanone	3.4	Not Detected	14	Not Detected
Dibromochloromethane	0.86	Not Detected	7.3	Not Detected
1,2-Dibromoethane (EDB)	0.86	Not Detected	6.6	Not Detected
Chlorobenzene	0.86	Not Detected	3.9	Not Detected
Ethyl Benzene	0.86	Not Detected	3.7	Not Detected
m,p-Xylene	0.86	~~0.33 J~~ U	3.7	~~1.4 J~~ U
o-Xylene	0.86	Not Detected	3.7	Not Detected
Styrene	0.86	Not Detected	3.6	Not Detected
Bromoform	0.86	Not Detected	8.8	Not Detected
Cumene	0.86	0.36 J	4.2	1.8 J
1,1,2,2-Tetrachloroethane	0.86	Not Detected	5.9	Not Detected
Propylbenzene	0.86	Not Detected	4.2	Not Detected
4-Ethyltoluene	0.86	Not Detected	4.2	Not Detected
1,3,5-Trimethylbenzene	0.86	Not Detected	4.2	Not Detected
1,2,4-Trimethylbenzene	0.86	~~0.23 J~~ U	4.2	~~1.1 J~~ U
1,3-Dichlorobenzene	0.86	Not Detected	5.1	Not Detected
1,4-Dichlorobenzene	0.86	Not Detected	5.1	Not Detected
alpha-Chlorotoluene	0.86	Not Detected	4.4	Not Detected
1,2-Dichlorobenzene	0.86	Not Detected	5.1	Not Detected
1,2,4-Trichlorobenzene	3.4	Not Detected	25	Not Detected
Hexachlorobutadiene	3.4	Not Detected	36	Not Detected
Butane	3.4	Not Detected	8.1	Not Detected
Isopentane	3.4	Not Detected	10	Not Detected

J = Estimated value.

Container Type: 1 Liter Summa Canister

Surrogates	%Recovery	Method Limits
Toluene-d8	105	70-130
1,2-Dichloroethane-d4	96	70-130
4-Bromofluorobenzene	99	70-130

Air Toxics LTD.
Laboratory Services Since 1989

Client Sample ID: VMP-7-5-111011-DUP

Lab ID#: 1111219AR1-I2A

EPA METHOD TO-15 GC/MS FULL SCAN

File Name:	**2111613**	**Date of Collection:**	**11/10/11 2:44:00 PM**
Dil. Factor:	**1.61**	**Date of Analysis:**	**11/17/11 01:24 PM**

Compound	Rpt. Limit (ppbv)	Amount (ppbv)	Rpt. Limit (ug/m3)	Amount (ug/m3)
Freon 12	0.80	0.28 J J	4.0	1.4 J J
Freon 114	0.80	Not Detected	5.6	Not Detected
Chloromethane	3.2	Not Detected	6.6	Not Detected
Vinyl Chloride	0.80	Not Detected	2.0	Not Detected
1,3-Butadiene	0.80	Not Detected	1.8	Not Detected
Bromomethane	0.80	Not Detected	3.1	Not Detected
Chloroethane	3.2	Not Detected	8.5	Not Detected
Freon 11	0.80	Not Detected	4.5	Not Detected
Ethanol	3.2	9.6	6.1	18
Freon 113	0.80	Not Detected	6.2	Not Detected
1,1-Dichloroethene	0.80	Not Detected	3.2	Not Detected
Acetone	3.2	4.2	7.6	10
2-Propanol	3.2	16	7.9	40
Carbon Disulfide	3.2	Not Detected	10	Not Detected
3-Chloropropene	3.2	Not Detected	10	Not Detected
Methylene Chloride	0.80	2.9 J	2.8	10 J
Methyl tert-butyl ether	0.80	Not Detected	2.9	Not Detected
trans-1,2-Dichloroethene	0.80	Not Detected	3.2	Not Detected
Hexane	0.80	Not Detected	2.8	Not Detected
1,1-Dichloroethane	0.80	Not Detected	3.2	Not Detected
2-Butanone (Methyl Ethyl Ketone)	3.2	Not Detected	9.5	Not Detected
cis-1,2-Dichloroethene	0.80	Not Detected	3.2	Not Detected
Tetrahydrofuran	0.80	Not Detected	2.4	Not Detected
Chloroform	0.80	Not Detected	3.9	Not Detected
1,1,1-Trichloroethane	0.80	Not Detected	4.4	Not Detected
Cyclohexane	0.80	Not Detected	2.8	Not Detected
Carbon Tetrachloride	0.80	Not Detected	5.1	Not Detected
2,2,4-Trimethylpentane	0.80	Not Detected	3.8	Not Detected
Benzene	0.80	1.5	2.6	4.8
1,2-Dichloroethane	0.80	Not Detected	3.2	Not Detected
Heptane	0.80	Not Detected	3.3	Not Detected
Trichloroethene	0.80	Not Detected	4.3	Not Detected
1,2-Dichloropropane	0.80	Not Detected	3.7	Not Detected
1,4-Dioxane	3.2	Not Detected	12	Not Detected
Bromodichloromethane	0.80	Not Detected	5.4	Not Detected
cis-1,3-Dichloropropene	0.80	Not Detected	3.6	Not Detected
4-Methyl-2-pentanone	0.80	2.1	3.3	8.4
Toluene	0.80	1.2	3.0	4.7
trans-1,3-Dichloropropene	0.80	Not Detected	3.6	Not Detected
1,1,2-Trichloroethane	0.80	Not Detected	4.4	Not Detected
Tetrachloroethene	0.80	Not Detected	5.5	Not Detected

Air Toxics LTD.
Laboratory Services Since 1989

Client Sample ID: VMP-7-5-111011-DUP

Lab ID#: 1111219AR1-12A

EPA METHOD TO-15 GC/MS FULL SCAN

File Name:	2111613	Date of Collection:	11/10/11 2:44:00 PM
Dil. Factor:	1.61	Date of Analysis:	11/17/11 01:24 PM

Compound	Rpt. Limit (ppbv)	Amount (ppbv)	Rpt. Limit (ug/m3)	Amount (ug/m3)
2-Hexanone	3.2	Not Detected	13	Not Detected
Dibromochloromethane	0.80	Not Detected	6.8	Not Detected
1,2-Dibromoethane (EDB)	0.80	Not Detected	6.2	Not Detected
Chlorobenzene	0.80	Not Detected	3.7	Not Detected
Ethyl Benzene	0.80	Not Detected	3.5	Not Detected
m,p-Xylene	0.80	0.26 J	3.5	1.1 J
o-Xylene	0.80	Not Detected	3.5	Not Detected
Styrene	0.80	Not Detected	3.4	Not Detected
Bromoform	0.80	Not Detected	8.3	Not Detected
Cumene	0.80	0.33 J	4.0	1.6 J
1,1,2,2-Tetrachloroethane	0.80	Not Detected	5.5	Not Detected
Propylbenzene	0.80	Not Detected	4.0	Not Detected
4-Ethyltoluene	0.80	Not Detected	4.0	Not Detected
1,3,5-Trimethylbenzene	0.80	Not Detected	4.0	Not Detected
1,2,4-Trimethylbenzene	0.80	0.16 J	4.0	0.80 J
1,3-Dichlorobenzene	0.80	Not Detected	4.8	Not Detected
1,4-Dichlorobenzene	0.80	Not Detected	4.8	Not Detected
alpha-Chlorotoluene	0.80	Not Detected	4.2	Not Detected
1,2-Dichlorobenzene	0.80	Not Detected	4.8	Not Detected
1,2,4-Trichlorobenzene	3.2	Not Detected	24	Not Detected
Hexachlorobutadiene	3.2	Not Detected	34	Not Detected
Butane	3.2	Not Detected	7.6	Not Detected
Isopentane	3.2	2.6 J	9.5	7.6 J

J = Estimated value.

Container Type: 1 Liter Summa Canister

Surrogates	%Recovery	Method Limits
Toluene-d8	105	70-130
1,2-Dichloroethane-d4	98	70-130
4-Bromofluorobenzene	100	70-130

Air Toxics LTD.
Laboratory Services Since 1989

Client Sample ID: VMP-7-13.5-111011 * Use these results only.
Lab ID#: 1111219AR1-13A All other data was reported from the 1.58X dilution analysis.
EPA METHOD TO-15 GC/MS FULL SCAN

File Name:	**2111616**	**Date of Collection:**	**11/10/11 4:17:00 PM**
Dil. Factor:	**4.51**	**Date of Analysis:**	**11/17/11 05:01 PM**

Compound	Rpt. Limit (ppbv)	Amount (ppbv)	Rpt. Limit (ug/m3)	Amount (ug/m3)
Freon 12	2.2	Not Detected	11	Not Detected
Freon 114	2.2	Not Detected	16	Not Detected
Chloromethane	9.0	Not Detected	19	Not Detected
Vinyl Chloride	2.2	Not Detected	5.8	Not Detected
1,3-Butadiene	2.2	Not Detected	5.0	Not Detected
Bromomethane	2.2	Not Detected	8.8	Not Detected
Chloroethane	9.0	Not Detected	24	Not Detected
Freon 11	2.2	Not Detected	13	Not Detected
Ethanol	9.0	9.1	17	17
Freon 113	2.2	Not Detected	17	Not Detected
1,1-Dichloroethene	2.2	Not Detected	8.9	Not Detected
Acetone	9.0	18	21	43
2-Propanol	9.0	3.5 J	22	8.6 J
Carbon Disulfide	9.0	Not Detected	28	Not Detected
3-Chloropropene	9.0	Not Detected	28	Not Detected
Methylene Chloride	2.2	0.93 J	7.8	3.2 J
Methyl tert-butyl ether	2.2	Not Detected	8.1	Not Detected
trans-1,2-Dichloroethene	2.2	Not Detected	8.9	Not Detected
Hexane	2.2	2.6	7.9	9.0
1,1-Dichloroethane	2.2	Not Detected	9.1	Not Detected
2-Butanone (Methyl Ethyl Ketone)	9.0	Not Detected	26	Not Detected
cis-1,2-Dichloroethene	2.2	Not Detected	8.9	Not Detected
Tetrahydrofuran	2.2	Not Detected	6.6	Not Detected
Chloroform	2.2	Not Detected	11	Not Detected
1,1,1-Trichloroethane	2.2	Not Detected	12	Not Detected
Cyclohexane	2.2	3.0	7.8	10
Carbon Tetrachloride	2.2	Not Detected	14	Not Detected
* 2,2,4-Trimethylpentane	2.2	630	10	2900
Benzene	2.2	0.94 J	7.2	3.0 J
1,2-Dichloroethane	2.2	Not Detected	9.1	Not Detected
Heptane	2.2	4.3	9.2	18
Trichloroethene	2.2	Not Detected	12	Not Detected
1,2-Dichloropropane	2.2	Not Detected	10	Not Detected
1,4-Dioxane	9.0	Not Detected	32	Not Detected
Bromodichloromethane	2.2	Not Detected	15	Not Detected
cis-1,3-Dichloropropene	2.2	Not Detected	10	Not Detected
4-Methyl-2-pentanone	2.2	3.7	9.2	15
Toluene	2.2	1.5 J	8.5	5.5 J
trans-1,3-Dichloropropene	2.2	Not Detected	10	Not Detected
1,1,2-Trichloroethane	2.2	Not Detected	12	Not Detected
Tetrachloroethene	2.2	Not Detected	15	Not Detected

Air Toxics LTD.
Laboratory Services Since 1989

Client Sample ID: VMP-7-13.5-1110I1

Lab ID#: 1111219AR1-13A

EPA METHOD TO-15 GC/MS FULL SCAN

File Name:	**2111616**	**Date of Collection:**	**11/10/11 4:17:00 PM**
Dil. Factor:	**4.51**	**Date of Analysis:**	**11/17/11 05:01 PM**

Compound	Rpt. Limit (ppbv)	Amount (ppbv)	Rpt. Limit (ug/m3)	Amount (ug/m3)
2-Hexanone	9.0	Not Detected	37	Not Detected
Dibromochloromethane	2.2	Not Detected	19	Not Detected
1,2-Dibromoethane (EDB)	2.2	Not Detected	17	Not Detected
Chlorobenzene	2.2	Not Detected	10	Not Detected
Ethyl Benzene	2.2	2.3	9.8	10
m,p-Xylene	2.2	1.1 J	9.8	4.8 J
o-Xylene	2.2	Not Detected	9.8	Not Detected
Styrene	2.2	Not Detected	9.6	Not Detected
Bromoform	2.2	Not Detected	23	Not Detected
Cumene	2.2	1.3 J	11	6.4 J
1,1,2,2-Tetrachloroethane	2.2	Not Detected	15	Not Detected
Propylbenzene	2.2	2.7	11	13
4-Ethyltoluene	2.2	0.58 J	11	2.8 J
1,3,5-Trimethylbenzene	2.2	Not Detected	11	Not Detected
1,2,4-Trimethylbenzene	2.2	0.91 J	11	4.5 J
1,3-Dichlorobenzene	2.2	Not Detected	14	Not Detected
1,4-Dichlorobenzene	2.2	Not Detected	14	Not Detected
alpha-Chlorotoluene	2.2	Not Detected	12	Not Detected
1,2-Dichlorobenzene	2.2	Not Detected	14	Not Detected
1,2,4-Trichlorobenzene	9.0	Not Detected	67	Not Detected
Hexachlorobutadiene	9.0	Not Detected	96	Not Detected
Butane	9.0	100	21	240
Isopentane	9.0	210	27	630

J = Estimated value.

Container Type: 1 Liter Summa Canister

Surrogates	%Recovery	Method Limits
Toluene-d8	114	70-130
1,2-Dichloroethane-d4	97	70-130
4-Bromofluorobenzene	95	70-130

Air Toxics LTD.
Laboratory Services Since 1989

Client Sample ID: VMP-7-13.5-111011 * Do not use this data. Use all other data.
Lab ID#: 1111219AR1-13B

EPA METHOD TO-15 GC/MS FULL SCAN

File Name:	2111614	Date of Collection:	11/10/11 4:17:00 PM
Dil. Factor:	1.58	Date of Analysis:	11/17/11 02:12 PM

Compound	Rpt. Limit (ppbv)	Amount (ppbv)	Rpt. Limit (ug/m3)	Amount (ug/m3)
Freon 12	0.79	0.26 J J	3.9	1.3 J J
Freon 114	0.79	Not Detected	5.5	Not Detected
Chloromethane	3.2	Not Detected	6.5	Not Detected
Vinyl Chloride	0.79	Not Detected	2.0	Not Detected
1,3-Butadiene	0.79	Not Detected	1.7	Not Detected
Bromomethane	0.79	Not Detected	3.1	Not Detected
Chloroethane	3.2	Not Detected	8.3	Not Detected
Freon 11	0.79	Not Detected	4.4	Not Detected
Ethanol	3.2	8.9	6.0	17
Freon 113	0.79	Not Detected	6.0	Not Detected
1,1-Dichloroethene	0.79	Not Detected	3.1	Not Detected
Acetone	3.2	22 J	7.5	53 J
2-Propanol	3.2	4.2	7.8	10
Carbon Disulfide	3.2	Not Detected	9.8	Not Detected
3-Chloropropene	3.2	Not Detected	9.9	Not Detected
Methylene Chloride	0.79	0.89	2.7	3.1
Methyl tert-butyl ether	0.79	Not Detected	2.8	Not Detected
trans-1,2-Dichloroethene	0.79	Not Detected	3.1	Not Detected
Hexane	0.79	3.5	2.8	12
1,1-Dichloroethane	0.79	Not Detected	3.2	Not Detected
2-Butanone (Methyl Ethyl Ketone)	3.2	0.62 J	9.3	1.8 J
cis-1,2-Dichloroethene	0.79	Not Detected	3.1	Not Detected
Tetrahydrofuran	0.79	Not Detected	2.3	Not Detected
Chloroform	0.79	Not Detected	3.8	Not Detected
1,1,1-Trichloroethane	0.79	Not Detected	4.3	Not Detected
Cyclohexane	0.79	3.9	2.7	13
Carbon Tetrachloride	0.79	Not Detected	5.0	Not Detected
~~2,2,4-Trimethylpentane~~	~~0.79~~	~~740 E~~	~~3.7~~	~~3500 E~~
Benzene	0.79	1.1	2.5	3.7
1,2-Dichloroethane	0.79	Not Detected	3.2	Not Detected
Heptane	0.79	6.4	3.2	26
Trichloroethene	0.79	Not Detected	4.2	Not Detected
1,2-Dichloropropane	0.79	Not Detected	3.6	Not Detected
1,4-Dioxane	3.2	Not Detected	11	Not Detected
Bromodichloromethane	0.79	Not Detected	5.3	Not Detected
cis-1,3-Dichloropropene	0.79	Not Detected	3.6	Not Detected
4-Methyl-2-pentanone	0.79	5.4	3.2	22
Toluene	0.79	1.9	3.0	7.0
trans-1,3-Dichloropropene	0.79	Not Detected	3.6	Not Detected
1,1,2-Trichloroethane	0.79	Not Detected	4.3	Not Detected
Tetrachloroethene	0.79	Not Detected	5.4	Not Detected

Air Toxics LTD.
Laboratory Services Since 1989

Client Sample ID: VMP-7-13.5-111011

Lab ID#: 1111219AR1-13B

EPA METHOD TO-15 GC/MS FULL SCAN

File Name:	**2111614**	**Date of Collection:**	**11/10/11 4:17:00 PM**
Dil. Factor:	**1.58**	**Date of Analysis:**	**11/17/11 02:12 PM**

Compound	Rpt. Limit (ppbv)	Amount (ppbv)	Rpt. Limit (ug/m3)	Amount (ug/m3)
2-Hexanone	3.2	Not Detected	13	Not Detected
Dibromochloromethane	0.79	Not Detected	6.7	Not Detected
1,2-Dibromoethane (EDB)	0.79	Not Detected	6.1	Not Detected
Chlorobenzene	0.79	Not Detected	3.6	Not Detected
Ethyl Benzene	0.79	3.0	3.4	13
m,p-Xylene	0.79	1.3	3.4	5.8
o-Xylene	0.79	0.17 J	3.4	0.72 J
Styrene	0.79	Not Detected	3.4	Not Detected
Bromoform	0.79	Not Detected	8.2	Not Detected
Cumene	0.79	1.7	3.9	8.3
1,1,2,2-Tetrachloroethane	0.79	Not Detected	5.4	Not Detected
Propylbenzene	0.79	3.6	3.9	18
4-Ethyltoluene	0.79	0.76 J	3.9	3.7 J
1,3,5-Trimethylbenzene	0.79	0.23 J	3.9	1.1 J
1,2,4-Trimethylbenzene	0.79	1.0	3.9	5.2
1,3-Dichlorobenzene	0.79	Not Detected	4.8	Not Detected
1,4-Dichlorobenzene	0.79	Not Detected	4.8	Not Detected
alpha-Chlorotoluene	0.79	Not Detected	4.1	Not Detected
1,2-Dichlorobenzene	0.79	Not Detected	4.7	Not Detected
1,2,4-Trichlorobenzene	3.2	Not Detected	23	Not Detected
Hexachlorobutadiene	3.2	Not Detected	34	Not Detected
Butane	3.2	130	7.5	310
Isopentane	3.2	270	9.3	800

J = Estimated value.
E = Exceeds instrument calibration range.
Container Type: 1 Liter Summa Canister

Surrogates	%Recovery	Method Limits
Toluene-d8	114	70-130
1,2-Dichloroethane-d4	103	70-130
4-Bromofluorobenzene	96	70-130

Air Toxics LTD.
Laboratory Services Since 1989

Client Sample ID: Lab Blank

Lab ID#: 11I1219AR1-14A

EPA METHOD TO-15 GC/MS FULL SCAN

File Name:	**2111307a**	**Date of Collection: NA**	
Dil. Factor:	**1.00**	**Date of Analysis: 11/13/11 10:22 AM**	

Compound	Rpt. Limit (ppbv)	Amount (ppbv)	Rpt. Limit (ug/m3)	Amount (ug/m3)
Freon 12	0.50	Not Detected	2.5	Not Detected
Freon 114	0.50	Not Detected	3.5	Not Detected
Chloromethane	2.0	Not Detected	4.1	Not Detected
Vinyl Chloride	0.50	Not Detected	1.3	Not Detected
1,3-Butadiene	0.50	Not Detected	1.1	Not Detected
Bromomethane	0.50	Not Detected	1.9	Not Detected
Chloroethane	2.0	Not Detected	5.3	Not Detected
Freon 11	0.50	Not Detected	2.8	Not Detected
Ethanol	2.0	Not Detected	3.8	Not Detected
Freon 113	0.50	Not Detected	3.8	Not Detected
1,1-Dichloroethene	0.50	Not Detected	2.0	Not Detected
Acetone	2.0	Not Detected	4.8	Not Detected
2-Propanol	2.0	Not Detected	4.9	Not Detected
Carbon Disulfide	2.0	Not Detected	6.2	Not Detected
3-Chloropropene	2.0	Not Detected	6.3	Not Detected
Methylene Chloride	0.50	0.11 J	1.7	0.38 J
Methyl tert-butyl ether	0.50	Not Detected	1.8	Not Detected
trans-1,2-Dichloroethene	0.50	Not Detected	2.0	Not Detected
Hexane	0.50	Not Detected	1.8	Not Detected
1,1-Dichloroethane	0.50	Not Detected	2.0	Not Detected
2-Butanone (Methyl Ethyl Ketone)	2.0	Not Detected	5.9	Not Detected
cis-1,2-Dichloroethene	0.50	Not Detected	2.0	Not Detected
Tetrahydrofuran	0.50	Not Detected	1.5	Not Detected
Chloroform	0.50	Not Detected	2.4	Not Detected
1,1,1-Trichloroethane	0.50	Not Detected	2.7	Not Detected
Cyclohexane	0.50	Not Detected	1.7	Not Detected
Carbon Tetrachloride	0.50	Not Detected	3.1	Not Detected
2,2,4-Trimethylpentane	0.50	Not Detected	2.3	Not Detected
Benzene	0.50	Not Detected	1.6	Not Detected
1,2-Dichloroethane	0.50	Not Detected	2.0	Not Detected
Heptane	0.50	Not Detected	2.0	Not Detected
Trichloroethene	0.50	Not Detected	2.7	Not Detected
1,2-Dichloropropane	0.50	Not Detected	2.3	Not Detected
1,4-Dioxane	2.0	Not Detected	7.2	Not Detected
Bromodichloromethane	0.50	Not Detected	3.4	Not Detected
cis-1,3-Dichloropropene	0.50	Not Detected	2.3	Not Detected
4-Methyl-2-pentanone	0.50	Not Detected	2.0	Not Detected
Toluene	0.50	0.099 J	1.9	0.37 J
trans-1,3-Dichloropropene	0.50	0.098 J	2.3	0.45 J
1,1,2-Trichloroethane	0.50	Not Detected	2.7	Not Detected
Tetrachloroethene	0.50	Not Detected	3.4	Not Detected

Air Toxics LTD.
Laboratory Services Since 1989

Client Sample ID: Lab Blank

Lab ID#: 1111219AR1-14A

EPA METHOD TO-15 GC/MS FULL SCAN

File Name:	2111307a	Date of Collection: NA	
Dil. Factor:	1.00	Date of Analysis: 11/13/11 10:22 AM	

Compound	Rpt. Limit (ppbv)	Amount (ppbv)	Rpt. Limit (ug/m3)	Amount (ug/m3)
2-Hexanone	2.0	Not Detected	8.2	Not Detected
Dibromochloromethane	0.50	Not Detected	4.2	Not Detected
1,2-Dibromoethane (EDB)	0.50	0.12 J	3.8	0.94 J
Chlorobenzene	0.50	Not Detected	2.3	Not Detected
Ethyl Benzene	0.50	Not Detected	2.2	Not Detected
m,p-Xylene	0.50	0.091 J	2.2	0.40 J
o-Xylene	0.50	Not Detected	2.2	Not Detected
Styrene	0.50	Not Detected	2.1	Not Detected
Bromoform	0.50	0.057 J	5.2	0.59 J
Cumene	0.50	Not Detected	2.4	Not Detected
1,1,2,2-Tetrachloroethane	0.50	Not Detected	3.4	Not Detected
Propylbenzene	0.50	Not Detected	2.4	Not Detected
4-Ethyltoluene	0.50	0.086 J	2.4	0.42 J
1,3,5-Trimethylbenzene	0.50	0.096 J	2.4	0.47 J
1,2,4-Trimethylbenzene	0.50	0.24 J	2.4	1.2 J
1,3-Dichlorobenzene	0.50	0.24 J	3.0	1.5 J
1,4-Dichlorobenzene	0.50	0.29 J	3.0	1.8 J
alpha-Chlorotoluene	0.50	0.14 J	2.6	0.74 J
1,2-Dichlorobenzene	0.50	0.28 J	3.0	1.7 J
1,2,4-Trichlorobenzene	2.0	0.82 J	15	6.1 J
Hexachlorobutadiene	2.0	0.53 J	21	5.7 J
Butane	2.0	Not Detected	4.8	Not Detected
Isopentane	2.0	Not Detected	5.9	Not Detected

J = Estimated value.

Container Type: NA - Not Applicable

Surrogates	%Recovery	Method Limits
Toluene-d8	97	70-130
1,2-Dichloroethane-d4	90	70-130
4-Bromofluorobenzene	101	70-130

Air Toxics LTD.
Laboratory Services Since 1989

Client Sample ID: Lab Blank

Lab ID#: 1111219AR1-14B

EPA METHOD TO-15 GC/MS FULL SCAN

File Name:	2111505a	Date of Collection: NA	
Dil. Factor:	1.00	Date of Analysis: 11/15/11 11:23 PM	

Compound	Rpt. Limit (ppbv)	Amount (ppbv)	Rpt. Limit (ug/m3)	Amount (ug/m3)
Freon 12	0.50	Not Detected	2.5	Not Detected
Freon 114	0.50	Not Detected	3.5	Not Detected
Chloromethane	2.0	Not Detected	4.1	Not Detected
Vinyl Chloride	0.50	Not Detected	1.3	Not Detected
1,3-Butadiene	0.50	Not Detected	1.1	Not Detected
Bromomethane	0.50	Not Detected	1.9	Not Detected
Chloroethane	2.0	Not Detected	5.3	Not Detected
Freon 11	0.50	Not Detected	2.8	Not Detected
Ethanol	2.0	Not Detected	3.8	Not Detected
Freon 113	0.50	Not Detected	3.8	Not Detected
1,1-Dichloroethene	0.50	Not Detected	2.0	Not Detected
Acetone	2.0	Not Detected	4.8	Not Detected
2-Propanol	2.0	Not Detected	4.9	Not Detected
Carbon Disulfide	2.0	0.84 J	6.2	2.6 J
3-Chloropropene	2.0	Not Detected	6.3	Not Detected
Methylene Chloride	0.50	Not Detected	1.7	Not Detected
Methyl tert-butyl ether	0.50	Not Detected	1.8	Not Detected
trans-1,2-Dichloroethene	0.50	Not Detected	2.0	Not Detected
Hexane	0.50	Not Detected	1.8	Not Detected
1,1-Dichloroethane	0.50	Not Detected	2.0	Not Detected
2-Butanone (Methyl Ethyl Ketone)	2.0	Not Detected	5.9	Not Detected
cis-1,2-Dichloroethene	0.50	Not Detected	2.0	Not Detected
Tetrahydrofuran	0.50	Not Detected	1.5	Not Detected
Chloroform	0.50	Not Detected	2.4	Not Detected
1,1,1-Trichloroethane	0.50	Not Detected	2.7	Not Detected
Cyclohexane	0.50	Not Detected	1.7	Not Detected
Carbon Tetrachloride	0.50	Not Detected	3.1	Not Detected
2,2,4-Trimethylpentane	0.50	Not Detected	2.3	Not Detected
Benzene	0.50	Not Detected	1.6	Not Detected
1,2-Dichloroethane	0.50	Not Detected	2.0	Not Detected
Heptane	0.50	Not Detected	2.0	Not Detected
Trichloroethene	0.50	Not Detected	2.7	Not Detected
1,2-Dichloropropane	0.50	Not Detected	2.3	Not Detected
1,4-Dioxane	2.0	Not Detected	7.2	Not Detected
Bromodichloromethane	0.50	Not Detected	3.4	Not Detected
cis-1,3-Dichloropropene	0.50	Not Detected	2.3	Not Detected
4-Methyl-2-pentanone	0.50	Not Detected	2.0	Not Detected
Toluene	0.50	Not Detected	1.9	Not Detected
trans-1,3-Dichloropropene	0.50	Not Detected	2.3	Not Detected
1,1,2-Trichloroethane	0.50	Not Detected	2.7	Not Detected
Tetrachloroethene	0.50	Not Detected	3.4	Not Detected

Air Toxics LTD.
Laboratory Services Since 1989

Client Sample ID: Lab Blank

Lab ID#: 1111219AR1-14B

EPA METHOD TO-15 GC/MS FULL SCAN

File Name:	**2111505a**	**Date of Collection: NA**	
Dil. Factor:	**1.00**	**Date of Analysis: 11/15/11 11:23 PM**	

Compound	Rpt. Limit (ppbv)	Amount (ppbv)	Rpt. Limit (ug/m3)	Amount (ug/m3)
2-Hexanone	2.0	0.042 J	8.2	0.17 J
Dibromochloromethane	0.50	Not Detected	4.2	Not Detected
1,2-Dibromoethane (EDB)	0.50	Not Detected	3.8	Not Detected
Chlorobenzene	0.50	Not Detected	2.3	Not Detected
Ethyl Benzene	0.50	Not Detected	2.2	Not Detected
m,p-Xylene	0.50	Not Detected	2.2	Not Detected
o-Xylene	0.50	Not Detected	2.2	Not Detected
Styrene	0.50	Not Detected	2.1	Not Detected
Bromoform	0.50	Not Detected	5.2	Not Detected
Cumene	0.50	Not Detected	2.4	Not Detected
1,1,2,2-Tetrachloroethane	0.50	Not Detected	3.4	Not Detected
Propylbenzene	0.50	Not Detected	2.4	Not Detected
4-Ethyltoluene	0.50	Not Detected	2.4	Not Detected
1,3,5-Trimethylbenzene	0.50	Not Detected	2.4	Not Detected
1,2,4-Trimethylbenzene	0.50	0.074 J	2.4	0.36 J
1,3-Dichlorobenzene	0.50	0.16 J	3.0	0.93 J
1,4-Dichlorobenzene	0.50	0.20 J	3.0	1.2 J
alpha-Chlorotoluene	0.50	0.12 J	2.6	0.60 J
1,2-Dichlorobenzene	0.50	0.17 J	3.0	1.0 J
1,2,4-Trichlorobenzene	2.0	0.54 J	15	4.0 J
Hexachlorobutadiene	2.0	Not Detected	21	Not Detected
Butane	2.0	Not Detected	4.8	Not Detected
Isopentane	2.0	Not Detected	5.9	Not Detected

J = Estimated value.

Container Type: NA - Not Applicable

Surrogates	%Recovery	Method Limits
Toluene-d8	101	70-130
1,2-Dichloroethane-d4	97	70-130
4-Bromofluorobenzene	97	70-130

Air Toxics LTD.
Laboratory Services Since 1989

Client Sample ID: Lab Blank

Lab ID#: 1111219AR1-14C

EPA METHOD TO-15 GC/MS FULL SCAN

File Name:	2111605a	Date of Collection: NA	
Dil. Factor:	1.00	Date of Analysis: 11/17/11 07:15 AM	

Compound	Rpt. Limit (ppbv)	Amount (ppbv)	Rpt. Limit (ug/m3)	Amount (ug/m3)
Freon 12	0.50	Not Detected	2.5	Not Detected
Freon 114	0.50	Not Detected	3.5	Not Detected
Chloromethane	2.0	Not Detected	4.1	Not Detected
Vinyl Chloride	0.50	Not Detected	1.3	Not Detected
1,3-Butadiene	0.50	Not Detected	1.1	Not Detected
Bromomethane	0.50	Not Detected	1.9	Not Detected
Chloroethane	2.0	Not Detected	5.3	Not Detected
Freon 11	0.50	Not Detected	2.8	Not Detected
Ethanol	2.0	Not Detected	3.8	Not Detected
Freon 113	0.50	Not Detected	3.8	Not Detected
1,1-Dichloroethene	0.50	Not Detected	2.0	Not Detected
Acetone	2.0	Not Detected	4.8	Not Detected
2-Propanol	2.0	Not Detected	4.9	Not Detected
Carbon Disulfide	2.0	Not Detected	6.2	Not Detected
3-Chloropropene	2.0	Not Detected	6.3	Not Detected
Methylene Chloride	0.50	0.14 J	1.7	0.49 J
Methyl tert-butyl ether	0.50	Not Detected	1.8	Not Detected
trans-1,2-Dichloroethene	0.50	Not Detected	2.0	Not Detected
Hexane	0.50	Not Detected	1.8	Not Detected
1,1-Dichloroethane	0.50	Not Detected	2.0	Not Detected
2-Butanone (Methyl Ethyl Ketone)	2.0	Not Detected	5.9	Not Detected
cis-1,2-Dichloroethene	0.50	Not Detected	2.0	Not Detected
Tetrahydrofuran	0.50	Not Detected	1.5	Not Detected
Chloroform	0.50	Not Detected	2.4	Not Detected
1,1,1-Trichloroethane	0.50	Not Detected	2.7	Not Detected
Cyclohexane	0.50	Not Detected	1.7	Not Detected
Carbon Tetrachloride	0.50	Not Detected	3.1	Not Detected
2,2,4-Trimethylpentane	0.50	Not Detected	2.3	Not Detected
Benzene	0.50	Not Detected	1.6	Not Detected
1,2-Dichloroethane	0.50	Not Detected	2.0	Not Detected
Heptane	0.50	Not Detected	2.0	Not Detected
Trichloroethene	0.50	Not Detected	2.7	Not Detected
1,2-Dichloropropane	0.50	Not Detected	2.3	Not Detected
1,4-Dioxane	2.0	Not Detected	7.2	Not Detected
Bromodichloromethane	0.50	Not Detected	3.4	Not Detected
cis-1,3-Dichloropropene	0.50	Not Detected	2.3	Not Detected
4-Methyl-2-pentanone	0.50	Not Detected	2.0	Not Detected
Toluene	0.50	Not Detected	1.9	Not Detected
trans-1,3-Dichloropropene	0.50	Not Detected	2.3	Not Detected
1,1,2-Trichloroethane	0.50	Not Detected	2.7	Not Detected
Tetrachloroethene	0.50	Not Detected	3.4	Not Detected

Air Toxics LTD.
Laboratory Services Since 1989

Client Sample ID: Lab Blank

Lab ID#: 1111219AR1-14C

EPA METHOD TO-15 GC/MS FULL SCAN

File Name:	**2111605a**	**Date of Collection: NA**	
Dil. Factor:	**1.00**	**Date of Analysis: 11/17/11 07:15 AM**	

Compound	Rpt. Limit (ppbv)	Amount (ppbv)	Rpt. Limit (ug/m3)	Amount (ug/m3)
2-Hexanone	2.0	0.046 J	8.2	0.19 J
Dibromochloromethane	0.50	Not Detected	4.2	Not Detected
1,2-Dibromoethane (EDB)	0.50	Not Detected	3.8	Not Detected
Chlorobenzene	0.50	Not Detected	2.3	Not Detected
Ethyl Benzene	0.50	Not Detected	2.2	Not Detected
m,p-Xylene	0.50	Not Detected	2.2	Not Detected
o-Xylene	0.50	Not Detected	2.2	Not Detected
Styrene	0.50	Not Detected	2.1	Not Detected
Bromoform	0.50	Not Detected	5.2	Not Detected
Cumene	0.50	Not Detected	2.4	Not Detected
1,1,2,2-Tetrachloroethane	0.50	Not Detected	3.4	Not Detected
Propylbenzene	0.50	Not Detected	2.4	Not Detected
4-Ethyltoluene	0.50	Not Detected	2.4	Not Detected
1,3,5-Trimethylbenzene	0.50	Not Detected	2.4	Not Detected
1,2,4-Trimethylbenzene	0.50	Not Detected	2.4	Not Detected
1,3-Dichlorobenzene	0.50	0.081 J	3.0	0.49 J
1,4-Dichlorobenzene	0.50	0.11 J	3.0	0.64 J
alpha-Chlorotoluene	0.50	0.067 J	2.6	0.34 J
1,2-Dichlorobenzene	0.50	0.11 J	3.0	0.67 J
1,2,4-Trichlorobenzene	2.0	Not Detected	15	Not Detected
Hexachlorobutadiene	2.0	Not Detected	21	Not Detected
Butane	2.0	Not Detected	4.8	Not Detected
Isopentane	2.0	Not Detected	5.9	Not Detected

J = Estimated value.

Container Type: NA - Not Applicable

Surrogates	%Recovery	Method Limits
Toluene-d8	98	70-130
1,2-Dichloroethane-d4	97	70-130
4-Bromofluorobenzene	99	70-130

Air Toxics LTD.
Laboratory Services Since 1989

Client Sample ID: CCV

Lab ID#: 1111219AR1-15A

EPA METHOD TO-15 GC/MS FULL SCAN

File Name:	2111304	Date of Collection: NA	
Dil. Factor:	1.00	Date of Analysis: 11/13/11 08:36 AM	

Compound	%Recovery
Freon 12	81
Freon 114	85
Chloromethane	91
Vinyl Chloride	93
1,3-Butadiene	97
Bromomethane	106
Chloroethane	94
Freon 11	76
Ethanol	110
Freon 113	84
1,1-Dichloroethene	97
Acetone	93
2-Propanol	97
Carbon Disulfide	81
3-Chloropropene	94
Methylene Chloride	84
Methyl tert-butyl ether	99
trans-1,2-Dichloroethene	93
Hexane	98
1,1-Dichloroethane	88
2-Butanone (Methyl Ethyl Ketone)	96
cis-1,2-Dichloroethene	93
Tetrahydrofuran	97
Chloroform	82
1,1,1-Trichloroethane	83
Cyclohexane	102
Carbon Tetrachloride	85
2,2,4-Trimethylpentane	91
Benzene	90
1,2-Dichloroethane	81
Heptane	95
Trichloroethene	91
1,2-Dichloropropane	89
1,4-Dioxane	98
Bromodichloromethane	88
cis-1,3-Dichloropropene	98
4-Methyl-2-pentanone	102
Toluene	86
trans-1,3-Dichloropropene	101
1,1,2-Trichloroethane	91
Tetrachloroethene	92

Air Toxics LTD.
Laboratory Services Since 1989

Client Sample ID: CCV

Lab ID#: I111219AR1-15A

EPA METHOD TO-15 GC/MS FULL SCAN

File Name:	**2111304**	**Date of Collection: NA**	
Dil. Factor:	**1.00**	**Date of Analysis: 11/13/11 08:36 AM**	

Compound	%Recovery
2-Hexanone	106
Dibromochloromethane	96
1,2-Dibromoethane (EDB)	93
Chlorobenzene	88
Ethyl Benzene	97
m,p-Xylene	100
o-Xylene	100
Styrene	106
Bromoform	102
Cumene	95
1,1,2,2-Tetrachloroethane	87
Propylbenzene	94
4-Ethyltoluene	104
1,3,5-Trimethylbenzene	98
1,2,4-Trimethylbenzene	102
1,3-Dichlorobenzene	90
1,4-Dichlorobenzene	92
alpha-Chlorotoluene	105
1,2-Dichlorobenzene	89
1,2,4-Trichlorobenzene	84
Hexachlorobutadiene	83
Butane	92
Isopentane	97

Container Type: NA - Not Applicable

Surrogates	%Recovery	Method Limits
Toluene-d8	98	70-130
1,2-Dichloroethane-d4	89	70-130
4-Bromofluorobenzene	104	70-130

Air Toxics LTD.
Laboratory Services Since 1989

Client Sample ID: CCV

Lab ID#: 1111219AR1-15B

EPA METHOD TO-15 GC/MS FULL SCAN

File Name:	**2111502**	**Date of Collection: NA**	
Dil. Factor:	**1.00**	**Date of Analysis: 11/15/11 09:26 PM**	

Compound	%Recovery
Freon 12	89
Freon 114	87
Chloromethane	94
Vinyl Chloride	93
1,3-Butadiene	97
Bromomethane	104
Chloroethane	92
Freon 11	85
Ethanol	105
Freon 113	88
1,1-Dichloroethene	96
Acetone	93
2-Propanol	92
Carbon Disulfide	89
3-Chloropropene	95
Methylene Chloride	86
Methyl tert-butyl ether	75
trans-1,2-Dichloroethene	85
Hexane	96
1,1-Dichloroethane	85
2-Butanone (Methyl Ethyl Ketone)	90
cis-1,2-Dichloroethene	84
Tetrahydrofuran	97
Chloroform	87
1,1,1-Trichloroethane	85
Cyclohexane	99
Carbon Tetrachloride	91
2,2,4-Trimethylpentane	94
Benzene	88
1,2-Dichloroethane	90
Heptane	100
Trichloroethene	94
1,2-Dichloropropane	91
1,4-Dioxane	96
Bromodichloromethane	94
cis-1,3-Dichloropropene	96
4-Methyl-2-pentanone	108
Toluene	89
trans-1,3-Dichloropropene	100
1,1,2-Trichloroethane	92
Tetrachloroethene	90

Air Toxics LTD.
Laboratory Services Since 1989

Client Sample ID: CCV

Lab ID#: 1111219AR1-15B

EPA METHOD TO-15 GC/MS FULL SCAN

File Name:	**2111502**	**Date of Collection: NA**	
Dil. Factor:	**1.00**	**Date of Analysis: 11/15/11 09:26 PM**	

Compound	%Recovery
2-Hexanone	106
Dibromochloromethane	102
1,2-Dibromoethane (EDB)	95
Chlorobenzene	90
Ethyl Benzene	97
m,p-Xylene	99
o-Xylene	102
Styrene	103
Bromoform	104
Cumene	98
1,1,2,2-Tetrachloroethane	91
Propylbenzene	95
4-Ethyltoluene	103
1,3,5-Trimethylbenzene	98
1,2,4-Trimethylbenzene	99
1,3-Dichlorobenzene	91
1,4-Dichlorobenzene	92
alpha-Chlorotoluene	99
1,2-Dichlorobenzene	89
1,2,4-Trichlorobenzene	81
Hexachlorobutadiene	85
Butane	92
Isopentane	94

Container Type: NA - Not Applicable

Surrogates	%Recovery	Method Limits
Toluene-d8	103	70-130
1,2-Dichloroethane-d4	102	70-130
4-Bromofluorobenzene	105	70-130

Air Toxics LTD.
Laboratory Services Since 1989

Client Sample ID: CCV

Lab ID#: 1111219AR1-15C

EPA METHOD TO-15 GC/MS FULL SCAN

File Name:	**2111602**	**Date of Collection: NA**
Dil. Factor:	**1.00**	**Date of Analysis: 11/16/11 09:16 PM**

Compound	%Recovery
Freon 12	82
Freon 114	82
Chloromethane	89
Vinyl Chloride	89
1,3-Butadiene	93
Bromomethane	103
Chloroethane	90
Freon 11	81
Ethanol	96
Freon 113	86
1,1-Dichloroethene	94
Acetone	92
2-Propanol	92
Carbon Disulfide	81
3-Chloropropene	94
Methylene Chloride	84
Methyl tert-butyl ether	82
trans-1,2-Dichloroethene	86
Hexane	94
1,1-Dichloroethane	84
2-Butanone (Methyl Ethyl Ketone)	90
cis-1,2-Dichloroethene	84
Tetrahydrofuran	94
Chloroform	84
1,1,1-Trichloroethane	83
Cyclohexane	97
Carbon Tetrachloride	87
2,2,4-Trimethylpentane	92
Benzene	86
1,2-Dichloroethane	85
Heptane	96
Trichloroethene	90
1,2-Dichloropropane	89
1,4-Dioxane	95
Bromodichloromethane	91
cis-1,3-Dichloropropene	94
4-Methyl-2-pentanone	106
Toluene	86
trans-1,3-Dichloropropene	98
1,1,2-Trichloroethane	90
Tetrachloroethene	89

Air Toxics LTD.
Laboratory Services Since 1989

Client Sample ID: CCV

Lab ID#: 1111219AR1-15C

EPA METHOD TO-15 GC/MS FULL SCAN

File Name:	**2111602**	**Date of Collection: NA**
Dil. Factor:	**1.00**	**Date of Analysis: 11/16/11 09:16 PM**

Compound	%Recovery
2-Hexanone	105
Dibromochloromethane	99
1,2-Dibromoethane (EDB)	93
Chlorobenzene	89
Ethyl Benzene	97
m,p-Xylene	99
o-Xylene	103
Styrene	104
Bromoform	102
Cumene	96
1,1,2,2-Tetrachloroethane	89
Propylbenzene	96
4-Ethyltoluene	106
1,3,5-Trimethylbenzene	102
1,2,4-Trimethylbenzene	105
1,3-Dichlorobenzene	92
1,4-Dichlorobenzene	92
alpha-Chlorotoluene	102
1,2-Dichlorobenzene	92
1,2,4-Trichlorobenzene	88
Hexachlorobutadiene	83
Butane	89
Isopentane	94

Container Type: NA - Not Applicable

Surrogates	%Recovery	Method Limits
Toluene-d8	100	70-130
1,2-Dichloroethane-d4	98	70-130
4-Bromofluorobenzene	104	70-130

Air Toxics LTD.
Laboratory Services Since 1989

Client Sample ID: LCS

Lab ID#: 1111219AR1-16A

EPA METHOD TO-15 GC/MS FULL SCAN

File Name:	2111305	Date of Collection: NA
Dil. Factor:	1.00	Date of Analysis: 11/13/11 09:11 AM

Compound	%Recovery
Freon 12	73
Freon 114	78
Chloromethane	78
Vinyl Chloride	85
1,3-Butadiene	88
Bromomethane	96
Chloroethane	87
Freon 11	72
Ethanol	89
Freon 113	81
1,1-Dichloroethene	97
Acetone	88
2-Propanol	92
Carbon Disulfide	92
3-Chloropropene	101
Methylene Chloride	80
Methyl tert-butyl ether	97
trans-1,2-Dichloroethene	102
Hexane	89
1,1-Dichloroethane	84
2-Butanone (Methyl Ethyl Ketone)	91
cis-1,2-Dichloroethene	89
Tetrahydrofuran	88
Chloroform	79
1,1,1-Trichloroethane	79
Cyclohexane	97
Carbon Tetrachloride	80
2,2,4-Trimethylpentane	84
Benzene	85
1,2-Dichloroethane	75
Heptane	88
Trichloroethene	86
1,2-Dichloropropane	81
1,4-Dioxane	86
Bromodichloromethane	82
cis-1,3-Dichloropropene	91
4-Methyl-2-pentanone	92
Toluene	79
trans-1,3-Dichloropropene	95
1,1,2-Trichloroethane	84
Tetrachloroethene	86

Air Toxics LTD.
Laboratory Services Since 1989

Client Sample ID: LCS

Lab ID#: 1111219AR1-16A

EPA METHOD TO-15 GC/MS FULL SCAN

File Name:	**2111305**	**Date of Collection: NA**	
Dil. Factor:	**1.00**	**Date of Analysis: 11/13/11 09:11 AM**	

Compound	**%Recovery**
2-Hexanone	94
Dibromochloromethane	89
1,2-Dibromoethane (EDB)	87
Chlorobenzene	84
Ethyl Benzene	91
m,p-Xylene	92
o-Xylene	92
Styrene	95
Bromoform	92
Cumene	88
1,1,2,2-Tetrachloroethane	83
Propylbenzene	86
4-Ethyltoluene	89
1,3,5-Trimethylbenzene	87
1,2,4-Trimethylbenzene	90
1,3-Dichlorobenzene	82
1,4-Dichlorobenzene	82
alpha-Chlorotoluene	94
1,2-Dichlorobenzene	82
1,2,4-Trichlorobenzene	81
Hexachlorobutadiene	78
Butane	83
Isopentane	91

Container Type: NA - Not Applicable

Surrogates	**%Recovery**	**Method Limits**
Toluene-d8	99	70-130
1,2-Dichloroethane-d4	88	70-130
4-Bromofluorobenzene	102	70-130

Air Toxics LTD.
Laboratory Services Since 1989

Client Sample ID: LCSD

Lab ID#: 1111219AR1-16AA

EPA METHOD TO-15 GC/MS FULL SCAN

File Name:	2111306	Date of Collection: NA
Dil. Factor:	1.00	Date of Analysis: 11/13/11 09:43 AM

Compound	%Recovery
Freon 12	70
Freon 114	75
Chloromethane	77
Vinyl Chloride	81
1,3-Butadiene	83
Bromomethane	93
Chloroethane	83
Freon 11	70
Ethanol	86
Freon 113	80
1,1-Dichloroethene	95
Acetone	83
2-Propanol	89
Carbon Disulfide	91
3-Chloropropene	100
Methylene Chloride	78
Methyl tert-butyl ether	94
trans-1,2-Dichloroethene	98
Hexane	87
1,1-Dichloroethane	82
2-Butanone (Methyl Ethyl Ketone)	90
cis-1,2-Dichloroethene	87
Tetrahydrofuran	86
Chloroform	78
1,1,1-Trichloroethane	78
Cyclohexane	95
Carbon Tetrachloride	79
2,2,4-Trimethylpentane	82
Benzene	84
1,2-Dichloroethane	76
Heptane	88
Trichloroethene	86
1,2-Dichloropropane	82
1,4-Dioxane	87
Bromodichloromethane	82
cis-1,3-Dichloropropene	92
4-Methyl-2-pentanone	92
Toluene	79
trans-1,3-Dichloropropene	95
1,1,2-Trichloroethane	85
Tetrachloroethene	86

Air Toxics LTD.
Laboratory Services Since 1989

Client Sample ID: LCSD

Lab ID#: 1111219AR1-16AA

EPA METHOD TO-15 GC/MS FULL SCAN

File Name:	**2111306**	**Date of Collection: NA**	
Dil. Factor:	**1.00**	**Date of Analysis: 11/13/11 09:43 AM**	

Compound	**%Recovery**
2-Hexanone	95
Dibromochloromethane	89
1,2-Dibromoethane (EDB)	88
Chlorobenzene	84
Ethyl Benzene	91
m,p-Xylene	94
o-Xylene	94
Styrene	98
Bromoform	92
Cumene	88
1,1,2,2-Tetrachloroethane	83
Propylbenzene	88
4-Ethyltoluene	92
1,3,5-Trimethylbenzene	91
1,2,4-Trimethylbenzene	93
1,3-Dichlorobenzene	84
1,4-Dichlorobenzene	83
alpha-Chlorotoluene	94
1,2-Dichlorobenzene	85
1,2,4-Trichlorobenzene	84
Hexachlorobutadiene	79
Butane	76
Isopentane	88

Container Type: NA - Not Applicable

Surrogates	**%Recovery**	**Method Limits**
Toluene-d8	97	70-130
1,2-Dichloroethane-d4	87	70-130
4-Bromofluorobenzene	102	70-130

Air Toxics LTD.
Laboratory Services Since 1989

Client Sample ID: LCS

Lab ID#: 1111219AR1-16B

EPA METHOD TO-15 GC/MS FULL SCAN

File Name:	**2111503**	**Date of Collection: NA**
Dil. Factor:	**1.00**	**Date of Analysis: 11/15/11 10:01 PM**

Compound	%Recovery
Freon 12	78
Freon 114	81
Chloromethane	87
Vinyl Chloride	85
1,3-Butadiene	89
Bromomethane	97
Chloroethane	87
Freon 11	78
Ethanol	100
Freon 113	83
1,1-Dichloroethene	99
Acetone	88
2-Propanol	77
Carbon Disulfide	84
3-Chloropropene	103
Methylene Chloride	81
Methyl tert-butyl ether	78
trans-1,2-Dichloroethene	93
Hexane	89
1,1-Dichloroethane	82
2-Butanone (Methyl Ethyl Ketone)	79
cis-1,2-Dichloroethene	83
Tetrahydrofuran	86
Chloroform	81
1,1,1-Trichloroethane	81
Cyclohexane	93
Carbon Tetrachloride	84
2,2,4-Trimethylpentane	86
Benzene	82
1,2-Dichloroethane	80
Heptane	92
Trichloroethene	86
1,2-Dichloropropane	81
1,4-Dioxane	84
Bromodichloromethane	86
cis-1,3-Dichloropropene	88
4-Methyl-2-pentanone	94
Toluene	81
trans-1,3-Dichloropropene	94
1,1,2-Trichloroethane	84
Tetrachloroethene	84

Air Toxics LTD.
Laboratory Services Since 1989

Client Sample ID: LCS

Lab ID#: 1111219AR1-16B

EPA METHOD TO-15 GC/MS FULL SCAN

File Name:	**2111503**	**Date of Collection: NA**	
Dil. Factor:	**1.00**	**Date of Analysis: 11/15/11 10:01 PM**	

Compound	%Recovery
2-Hexanone	94
Dibromochloromethane	91
1,2-Dibromoethane (EDB)	89
Chlorobenzene	84
Ethyl Benzene	92
m,p-Xylene	92
o-Xylene	93
Styrene	93
Bromoform	93
Cumene	89
1,1,2,2-Tetrachloroethane	85
Propylbenzene	86
4-Ethyltoluene	89
1,3,5-Trimethylbenzene	87
1,2,4-Trimethylbenzene	86
1,3-Dichlorobenzene	82
1,4-Dichlorobenzene	81
alpha-Chlorotoluene	90
1,2-Dichlorobenzene	81
1,2,4-Trichlorobenzene	108
Hexachlorobutadiene	107
Butane	84
Isopentane	90

Container Type: NA - Not Applicable

Surrogates	%Recovery	Method Limits
Toluene-d8	103	70-130
1,2-Dichloroethane-d4	96	70-130
4-Bromofluorobenzene	103	70-130

Air Toxics LTD.
Laboratory Services Since 1989

Client Sample ID: LCSD

Lab ID#: 1111219AR1-16BB

EPA METHOD TO-15 GC/MS FULL SCAN

File Name:	2111504	Date of Collection: NA
Dil. Factor:	1.00	Date of Analysis: 11/15/11 10:37 PM

Compound	%Recovery
Freon 12	75
Freon 114	78
Chloromethane	83
Vinyl Chloride	84
1,3-Butadiene	87
Bromomethane	94
Chloroethane	86
Freon 11	75
Ethanol	92
Freon 113	80
1,1-Dichloroethene	95
Acetone	85
2-Propanol	75
Carbon Disulfide	82
3-Chloropropene	100
Methylene Chloride	77
Methyl tert-butyl ether	78
trans-1,2-Dichloroethene	90
Hexane	86
1,1-Dichloroethane	80
2-Butanone (Methyl Ethyl Ketone)	77
cis-1,2-Dichloroethene	82
Tetrahydrofuran	83
Chloroform	79
1,1,1-Trichloroethane	78
Cyclohexane	92
Carbon Tetrachloride	82
2,2,4-Trimethylpentane	83
Benzene	82
1,2-Dichloroethane	79
Heptane	89
Trichloroethene	86
1,2-Dichloropropane	82
1,4-Dioxane	84
Bromodichloromethane	85
cis-1,3-Dichloropropene	88
4-Methyl-2-pentanone	95
Toluene	80
trans-1,3-Dichloropropene	94
1,1,2-Trichloroethane	86
Tetrachloroethene	85

Air Toxics LTD.
Laboratory Services Since 1989

Client Sample ID: LCSD

Lab ID#: 1111219AR1-16BB

EPA METHOD TO-15 GC/MS FULL SCAN

File Name:	**2111504**	**Date of Collection: NA**	
Dil. Factor:	**1.00**	**Date of Analysis: 11/15/11 10:37 PM**	

Compound	%Recovery
2-Hexanone	97
Dibromochloromethane	93
1,2-Dibromoethane (EDB)	90
Chlorobenzene	85
Ethyl Benzene	92
m,p-Xylene	95
o-Xylene	97
Styrene	97
Bromoform	93
Cumene	91
1,1,2,2-Tetrachloroethane	86
Propylbenzene	91
4-Ethyltoluene	96
1,3,5-Trimethylbenzene	95
1,2,4-Trimethylbenzene	95
1,3-Dichlorobenzene	87
1,4-Dichlorobenzene	86
alpha-Chlorotoluene	92
1,2-Dichlorobenzene	86
1,2,4-Trichlorobenzene	118
Hexachlorobutadiene	112
Butane	81
Isopentane	88

Container Type: NA - Not Applicable

Surrogates	%Recovery	Method Limits
Toluene-d8	100	70-130
1,2-Dichloroethane-d4	95	70-130
4-Bromofluorobenzene	104	70-130

Air Toxics LTD.
Laboratory Services Since 1989

Client Sample ID: LCS

Lab ID#: 1I11219AR1-16C

EPA METHOD TO-15 GC/MS FULL SCAN

File Name:	**2111603**	**Date of Collection: NA**	
Dil. Factor:	**1.00**	**Date of Analysis: 11/16/11 09:52 PM**	

Compound	%Recovery
Freon 12	72
Freon 114	75
Chloromethane	79
Vinyl Chloride	80
1,3-Butadiene	83
Bromomethane	93
Chloroethane	83
Freon 11	72
Ethanol	86
Freon 113	78
1,1-Dichloroethene	93
Acetone	83
2-Propanol	74
Carbon Disulfide	77
3-Chloropropene	96
Methylene Chloride	76
Methyl tert-butyl ether	78
trans-1,2-Dichloroethene	87
Hexane	82
1,1-Dichloroethane	76
2-Butanone (Methyl Ethyl Ketone)	74
cis-1,2-Dichloroethene	79
Tetrahydrofuran	81
Chloroform	76
1,1,1-Trichloroethane	76
Cyclohexane	88
Carbon Tetrachloride	78
2,2,4-Trimethylpentane	80
Benzene	80
1,2-Dichloroethane	76
Heptane	84
Trichloroethene	82
1,2-Dichloropropane	78
1,4-Dioxane	81
Bromodichloromethane	82
cis-1,3-Dichloropropene	84
4-Methyl-2-pentanone	91
Toluene	76
trans-1,3-Dichloropropene	89
1,1,2-Trichloroethane	82
Tetrachloroethene	82

Air Toxics LTD.
Laboratory Services Since 1989

Client Sample ID: LCS

Lab ID#: 1111219AR1-16C

EPA METHOD TO-15 GC/MS FULL SCAN

File Name:	**2111603**	**Date of Collection: NA**
Dil. Factor:	**1.00**	**Date of Analysis: 11/16/11 09:52 PM**

Compound	%Recovery
2-Hexanone	92
Dibromochloromethane	88
1,2-Dibromoethane (EDB)	86
Chlorobenzene	82
Ethyl Benzene	87
m,p-Xylene	91
o-Xylene	93
Styrene	92
Bromoform	90
Cumene	88
1,1,2,2-Tetrachloroethane	84
Propylbenzene	87
4-Ethyltoluene	92
1,3,5-Trimethylbenzene	92
1,2,4-Trimethylbenzene	92
1,3-Dichlorobenzene	84
1,4-Dichlorobenzene	82
alpha-Chlorotoluene	89
1,2-Dichlorobenzene	83
1,2,4-Trichlorobenzene	116
Hexachlorobutadiene	107
Butane	79
Isopentane	86

Container Type: NA - Not Applicable

Surrogates	%Recovery	Method Limits
Toluene-d8	99	70-130
1,2-Dichloroethane-d4	93	70-130
4-Bromofluorobenzene	106	70-130

Air Toxics LTD.
Laboratory Services Since 1989

Client Sample ID: LCSD

Lab ID#: 1111219AR1-16CC

EPA METHOD TO-15 GC/MS FULL SCAN

File Name:	**2111604**	**Date of Collection: NA**
Dil. Factor:	**1.00**	**Date of Analysis: 11/16/11 10:23 PM**

Compound	%Recovery
Freon 12	69 Q
Freon 114	74
Chloromethane	71
Vinyl Chloride	78
1,3-Butadiene	82
Bromomethane	90
Chloroethane	80
Freon 11	71
Ethanol	91
Freon 113	77
1,1-Dichloroethene	92
Acetone	83
2-Propanol	73
Carbon Disulfide	76
3-Chloropropene	96
Methylene Chloride	76
Methyl tert-butyl ether	79
trans-1,2-Dichloroethene	87
Hexane	82
1,1-Dichloroethane	76
2-Butanone (Methyl Ethyl Ketone)	74
cis-1,2-Dichloroethene	79
Tetrahydrofuran	80
Chloroform	76
1,1,1-Trichloroethane	74
Cyclohexane	88
Carbon Tetrachloride	77
2,2,4-Trimethylpentane	79
Benzene	78
1,2-Dichloroethane	75
Heptane	85
Trichloroethene	81
1,2-Dichloropropane	78
1,4-Dioxane	80
Bromodichloromethane	81
cis-1,3-Dichloropropene	85
4-Methyl-2-pentanone	90
Toluene	76
trans-1,3-Dichloropropene	89
1,1,2-Trichloroethane	82
Tetrachloroethene	81

Air Toxics LTD.
Laboratory Services Since 1989

Client Sample ID: LCSD

Lab ID#: 1111219AR1-16CC

EPA METHOD TO-15 GC/MS FULL SCAN

File Name:	**2111604**	**Date of Collection: NA**	
Dil. Factor:	**1.00**	**Date of Analysis: 11/16/11 10:23 PM**	

Compound	%Recovery
2-Hexanone	92
Dibromochloromethane	87
1,2-Dibromoethane (EDB)	86
Chlorobenzene	80
Ethyl Benzene	87
m,p-Xylene	88
o-Xylene	90
Styrene	92
Bromoform	89
Cumene	86
1,1,2,2-Tetrachloroethane	82
Propylbenzene	84
4-Ethyltoluene	89
1,3,5-Trimethylbenzene	88
1,2,4-Trimethylbenzene	88
1,3-Dichlorobenzene	81
1,4-Dichlorobenzene	80
alpha-Chlorotoluene	89
1,2-Dichlorobenzene	81
1,2,4-Trichlorobenzene	114
Hexachlorobutadiene	104
Butane	76
Isopentane	85

Q = Exceeds Quality Control limits.

Container Type: NA - Not Applicable

Surrogates	%Recovery	Method Limits
Toluene-d8	100	70-130
1,2-Dichloroethane-d4	93	70-130
4-Bromofluorobenzene	106	70-130

1111219

Shell Oil Products Chain Of Custody Record

URS

Air Toxics LTD.
Project Name: Roxana Soil Vapor
Project # 21562593.00010
Lab Vendor #

Please Check Appropriate Box:
- [x] ENV. SERVICES
- [ ] MOTIVA RETAIL
- [ ] SHELL RETAIL
- [ ] MOTIVA SD&CM
- [ ] CONSULTANT
- [ ] LUBES
- [ ] SHELL PIPELINE
- [ ] OTHER

Print Bill To Contact Name: Thomas Adams

INCIDENT # (ENV SERVICES): 9 7 2 1 6 6 4 0 — [ ] CHECK IF NO INCIDENT # APPLIES

DATE: 10-Nov-11

PAGE: 1 of 2

PO #:

SAP #: 3 4 0 0 6 1

SAMPLING COMPANY: URS CORPORATION

LOG CODE:

SITE ADDRESS: Street and City: 900 SOUTH CENTRAL AVE -- ROXANA

State: IL

GLOBAL ID NO:

ADDRESS: 1001 HIGHLANDS PLAZA DRIVE WEST - SUITE 300; ST. LOUIS, MO 63110

EDF DELIVERABLE TO (Name, Company, Office Location): Elizabeth Kunkel, URS, St. Louis

PHONE NO.: 314-743-4179

E-MAIL: elizabeth_kunkel@urs.com

CONSULTANT PROJECT NAME: Roxana Soil Vapor

Laboratory Address: Air Toxics, LTD 180 Blue Ravna Road, Suite B, Folsom, CA 95630-4719

SAMPLER NAME(S) (Print):

TELEPHONE: 314-429-0100

FAX: 314-429-0462

Bill To Contact E-MAIL: thomas.adams@urs.com

TURNAROUND TIME (CALENDAR DAYS):
- [x] STANDARD (14 DAY)
- [ ] 5 DAYS
- [ ] 3 DAYS
- [ ] 2 DAYS
- [ ] 24 HOURS
- [ ] RESULTS NEEDED ON WEEKEND

REQUESTED ANALYSIS

- [ ] LA - RWQCB REPORT FORMAT
- [x] UST AGENCY:

DELIVERABLES:
- [ ] LEVEL 1
- [ ] LEVEL 2
- [ ] LEVEL 3
- [x] LEVEL 4
- [ ] OTHER (SPECIFY) _____

- [x] SHELL CONTRACT RATE APPLIES
- [x] STATE REIMBURSEMENT RATE APPLIES
- [ ] EDD NOT NEEDED
- [x] RECEIPT VERIFICATION REQUESTED

Turn Around Time:
- [x] Normal
- [ ] Rush
- Specify

Lab Use Only
Pressurized by:
Date:
Pressurization Gas: N_2 He

LAB USE ONLY	Field Sample Identification	SAMPLING DATE	SAMPLING TIME	Canister Number	Canister Pressure/Vacuum Initial	Final	Receipt	Final (psi)	Modified TO-15 + Butane & Isopentane	ASTM D-1946 + Helium	ASTM D-1946		Sample PID (ppm)
01A	VMP-17-5-110711	11/07/11	1521 - 1535	443	-30	-8.5			X	X			
02A	VMP-18-8.5-110711	11/07/11	1633 - 1700	40876	-30	-8			X	X			
03A	VMP-19-5-110811	11/08/11	0855 - 0917	3057	-29	-10			X	X			
04A	VMP-3-5-110811	11/08/11	1343 - 1415	3922	-28	-8			X	X			
05A	VMP-3-5-110811-DUP	11/08/11	1343 - 1415	5524	-28	-7			X	X			
06A	VMP-3-10-110811	11/08/11	1052 - 1120	3768	-30	-7.5			X	X			
07A	VMP-3-22-110811	11/08/11	1001 - 1020	2636	-30	-7.5			X	X			
08A	VMP-4-5-110911	11/09/11	0931 - 0950	3517	-25	-7.5			X	X			
09A	VMP-6-5-110911	11/09/11	1543 - 1611	20034	-30	-5			X	X			
10A	VMP-6-10-111011	11/10/11	0914 - 0943	2659	-30	-6			X	X			

ADDITIONAL NOTES:
- 14 day hold time
- Report results between MDL and RL
- Level IV ECVP

Relinquished by (Signature)	Received by (Signature)	Date	Time
[signature]	FedEx	11/10/11	1500
Relinquished by (Signature)	Received by (Signature)	Date	Time
	[signature]	11-11-11	0850
Relinquished by (Signature)	Received by (Signature)	Date	Time

05/2/00 Revision

CUSTODY SEAL INTACT? NONE

1111219

Shell Oil Products Chain Of Custody Record

URS

Air Toxics LTD.
Project Name: Roxana Soil Vapor
Project # 21562593.00010

Lab Vendor #

Please Check Appropriate Box:
☑ ENV. SERVICES ☐ MOTIVA RETAIL ☐ SHELL RETAIL
☐ MOTIVA SD&CM ☐ CONSULTANT ☐ LUBES
☐ SHELL PIPELINE ☐ OTHER _____

Print Bill To Contact Name: Thomas Adams

PO #

INCIDENT # (ENV SERVICES): 9 7 2 1 6 6 4 0

SAP #: 3 4 0 0 6 1

☐ CHECK IF NO INCIDENT # APPLIES

DATE 10-Nov-11

PAGE: 2 of 2

SAMPLING COMPANY: URS CORPORATION

LOG CODE:

SITE ADDRESS, Street and City: 900 SOUTH CENTRAL AVE – ROXANA

State: IL

GLOBAL ID NO.:

ADDRESS: 1001 HIGHLANDS PLAZA DRIVE WEST - SUITE 300, ST. LOUIS, MO 63110

CDF DELIVERABLE TO (Name, Company, Office Location): Elizabeth Kunkel, URS, St. Louis

PHONE NO.: 314-743-4179

E-MAIL: elizabeth.kunkel@urs.com

CONSULTANT PROJECT NAME#: Roxana Soil Vapor

Laboratory Address: Air Toxics, LTD 180 Blue Ravine Road, Suite B, Folsom, CA 95630-4719

TELEPHONE: 314-429-0100

FAX: 314-429-0462

BILL TO CONTACT E-MAIL: thomas.adams@urs.com

SAMPLER NAME(S) (PRINT):

TURNAROUND TIME (CALENDAR DAYS):
☑ STANDARD (14 DAY) ☐ 5 DAYS ☐ 3 DAYS ☐ 2 DAYS ☐ 24 HOURS ☐ RESULTS NEEDED ON WEEKEND

☐ LA - RWQCB REPORT FORMAT ☑ UST AGENCY:

DELIVERABLES: ☐ LEVEL 1 ☐ LEVEL 2 ☐ LEVEL 3 ☑ LEVEL 4 ☐ OTHER (SPECIFY) _____

☑ SHELL CONTRACT RATE APPLIES
☑ STATE REIMBURSEMENT RATE APPLIES
☐ EDD NOT NEEDED
☑ RECEIPT VERIFICATION REQUESTED

REQUESTED ANALYSIS

Turn Around Time: ☑ Normal ☐ Rush Specify

Lab Use Only
Pressurized by:
Date:
Pressurization Gas: N_2 He

LAB USE ONLY	Field Sample Identification	SAMPLING DATE	SAMPLING TIME	Canister Number	Canister Pressure/Vacuum Initial	Final	Receipt	Final (psi)	Modified TO-15 + Butane & Isopentane	ASTM D-1946 + Helium	ASTM D-1946		Sample PID (ppm)
114	VMP-7-5-111011	11/10/11	1410 - 1444	3137	-30	-8			X	X			
12A	VMP-7-5-111011-DUP	11/10/11	1410 - 1444	3761	-27.5	-7			X	X			
13A	VMP-7-13.5-111011	11/10/11	1413 - 1417	3123	-30	-7			X	X			

ADDITIONAL NOTES:
- 14 day hold time
- Report results between MDL and RL
- Level IV ECVP

Relinquished by (Signature)	Received by (Signature)	Date	Time
[signature]	FedEx	11/10/11	1800
[signature]	[signature]	11.11.11	1850

05/2/06 Revision

FedEx

CUSTODY SEAL ACT? Y N NONE

Air Toxics LTD.
Laboratory Services Since 1989

12/14/2011
Mr. Jeff Adams
URS Corporation
1001 Highlands Plaza Dr. West
Suite 300
St. Louis MO 63110

Project Name: Roxana Soil Vapor
Project #: 21562593.00010
Workorder #: 1111219BR1

Dear Mr. Jeff Adams

The following report includes the data for the above referenced project for sample(s) received on 11/11/2011 at Air Toxics Ltd.

The data and associated QC analyzed by Modified ASTM D-1946 are compliant with the project requirements or laboratory criteria with the exception of the deviations noted in the attached case narrative.

Thank you for choosing Air Toxics Ltd. for your air analysis needs. Air Toxics Ltd. is committed to providing accurate data of the highest quality. Please feel free to contact the Project Manager: Kelly Buettner at 916-985-1000 if you have any questions regarding the data in this report.

Regards,

Kelly Buettner

Kelly Buettner
Project Manager

Reviewed on 12/15/2011

Air Toxics LTD.
Laboratory Services Since 1989

WORK ORDER #: 1111219BR1

Work Order Summary

CLIENT:	Mr. Jeff Adams URS Corporation 1001 Highlands Plaza Dr. West Suite 300 St. Louis, MO 63110	**BILL TO:**	Accounts Payable Austin URS Corporation P.O. BOX 203970 Austin, TX 78720-1088
PHONE:	314-429-0100	**P.O. #**	21562593.00009
FAX:		**PROJECT #**	21562593.00010 Roxana Soil Vapor
DATE RECEIVED:	11/11/2011	**CONTACT:**	Kelly Buettner
DATE COMPLETED:	11/28/2011		
DATE REISSUED:	12/14/2011		

FRACTION #	NAME	TEST	RECEIPT VAC./PRES.	FINAL PRESSURE
01A	VMP-17-5-110711	Modified ASTM D-1946	6.5 "Hg	5 psi
02A	VMP-18-8.5-110711	Modified ASTM D-1946	7.5 "Hg	5 psi
03A	VMP-19-5-110811	Modified ASTM D-1946	9.5 "Hg	5 psi
04A	VMP-3-5-110811	Modified ASTM D-1946	6.5 "Hg	5 psi
05A	VMP-3-5-110811-DUP	Modified ASTM D-1946	7.0 "Hg	5 psi
06A	VMP-3-10-110811	Modified ASTM D-1946	7.0 "Hg	5 psi
07A	VMP-3-22110811	Modified ASTM D-1946	7.0 "Hg	5 psi
08A	VMP-4-5-110911	Modified ASTM D-1946	6.5 "Hg	5 psi
09A	VMP-6-5-110911	Modified ASTM D-1946	5.0 "Hg	5 psi
10A	VMP-6-10-111011	Modified ASTM D-1946	6.0 "Hg	5 psi
11A	VMP-7-5-111011	Modified ASTM D-1946	6.5 "Hg	5 psi
12A	VMP-7-5-111011-DUP	Modified ASTM D-1946	5.0 "Hg	5 psi
13A	VMP-7-13.5-111011	Modified ASTM D-1946	4.5 "Hg	5 psi
14A	Lab Blank	Modified ASTM D-1946	NA	NA
14B	Lab Blank	Modified ASTM D-1946	NA	NA
15A	LCS	Modified ASTM D-1946	NA	NA
15AA	LCSD	Modified ASTM D-1946	NA	NA

CERTIFIED BY: Linda J. Freeman DATE: 12/14/11

Laboratory Director

Certfication numbers: AZ Licensure AZ0719, CA NELAP - 02110CA, LA NELAP - 02089, NY NELAP - 11291, TX NELAP - T104704434-11-3, UT NELAP -CA009332011-1, WA NELAP - C935
Name of Accrediting Ageney: NELAP/Florida Department of Health, Scope of Application: Clean Air Act, Aeereditation number: E87680, Effective date: 07/01/11 , Expiration date: 06/30/12.
Air Toxics Ltd. certifies that the test results eontained in this report meet all requirements of the NELAC standards

This report shall not be reproduced, except in full, without the written approval of Air Toxics Ltd.

180 BLUE RAVINE ROAD, SUITE B FOLSOM, CA - 95630
(916) 985-1000 . (800) 985-5955 . FAX (916) 985-1020

LABORATORY NARRATIVE
Modified ASTM D-1946
URS Corporation
Workorder# 1111219BR1

Thirteen 1 Liter Summa Canister samples were received on November 11, 2011. The laboratory performed analysis via Modified ASTM Method D-1946 for Methane and fixed gases in air using GC/FID or GC/TCD. The method involves direct injection of 1.0 mL of sample.

On the analytical column employed for this analysis, Oxygen coelutes with Argon. The corresponding peak is quantitated as Oxygen.

Since Nitrogen is used to pressurize samples, the reported Nitrogen values are calculated by adding all the sample components and subtracting from 100%.

Method modifications taken to run these samples are summarized in the table below. Specific project requirements may over-ride the ATL modifications.

Requirement	*ASTM D-1946*	*ATL Modifications*
Calibration	A single point calibration is performed using a reference standard elosely matehing the composition of the unknown.	A 3-point calibration curve is performed. Quantitation is based on a daily calibration standard which may or may not resemble the composition of the associated samples.
Reference Standard	The composition of any referenee standard must be known to within 0.01 mol % for any eomponent.	The standards used by ATL are blended to a >/= 95% aceuracy.
Sample Injection Volume	Components whose coneentrations are in excess of 5 % should not be analyzed by using sample volumes greater than 0.5 mL.	The sample container is connected directly to a fixed volume sample loop of 1.0 mL on the GC. Linear range is defined by the calibration eurve. Bags are loaded by vaeuum.
Normalization	Normalize the mole pereent values by multiplying eaeh value by 100 and dividing by the sum of the original values. The sum of the original values should not differ from 100% by more than 1.0%.	Results are not normalized. The sum of the reported values can differ from 100% by as much as 15%, either due to analytical variability or an unusual sample matrix.
Precision	Precision requirements established at eaeh coneentration level.	Duplicates should agree within 25% RPD for detections > 5 X's the RL.

Receiving Notes

There were no receiving discrepancies.

Analytical Notes

As per project specific client request the laboratory has reported estimated values for target compound hits that are below the Reporting Limit but greater than the Method Detection Limit.

THE WORK ORDER WAS REISSUED ON 12/14/2011 TO CORRECT THE IDENTIFICATION OF SAMPLE VMP-18-8.5-110711.

Definition of Data Qualifying Flags

Seven qualifiers may have been used on the data analysis sheets and indicate as follows:
B - Compound present in laboratory blank greater than reporting limit.
J - Estimated value.
E - Exceeds instrument calibration range.
S - Saturated peak.
Q - Exceeds quality control limits.
U - Compound analyzed for but not detected above the detection limit.
M - Reported value may be biased due to apparent matrix interferences.
File extensions may have been used on the data analysis sheets and indicates as follows:
a-File was requantified
b-File was quantified by a second column and detector
r1-File was requantified for the purpose of reissue

Air Toxics LTD.
Laboratory Services Since 1989

Summary of Detected Compounds
NATURAL GAS ANALYSIS BY MODIFIED ASTM D-1946

Client Sample ID: VMP-17-5-110711

Lab ID#: 1111219BR1-01A

Compound	Rpt. Limit (%)	Amount (%)
Oxygen	0.22	18
Nitrogen	0.22	78
Methane	0.00022	0.000024 J
Carbon Dioxide	0.022	3.4
Helium	0.11	0.0044 J

Client Sample ID: VMP-18-8.5-110711

Lab ID#: 1111219BR1-02A

Compound	Rpt. Limit (%)	Amount (%)
Oxygen	0.31	17
Nitrogen	0.31	76
Methane	0.00031	0.0012
Carbon Dioxide	0.031	7.0
Helium	0.16	0.088 J

Client Sample ID: VMP-19-5-110811

Lab ID#: 1111219BR1-03A

Compound	Rpt. Limit (%)	Amount (%)
Oxygen	0.25	16
Nitrogen	0.25	78
Methane	0.00025	0.000045 J
Carbon Dioxide	0.025	5.5

Client Sample ID: VMP-3-5-110811

Lab ID#: 1111219BR1-04A

Compound	Rpt. Limit (%)	Amount (%)
Oxygen	0.17	17
Nitrogen	0.17	80

Air Toxics LTD.
Laboratory Services Since 1989

Summary of Detected Compounds
NATURAL GAS ANALYSIS BY MODIFIED ASTM D-1946

Client Sample ID: VMP-3-5-110811

Lab ID#: 1111219BR1-04A

Carbon Dioxide	0.017	3.1
Helium	0.086	0.0030 J

Client Sample ID: VMP-3-5-110811-DUP

Lab ID#: 1111219BR1-05A

Compound	Rpt. Limit (%)	Amount (%)
Oxygen	0.18	17
Nitrogen	0.18	80
Methane	0.00018	0.000030 J
Carbon Dioxide	0.018	3.0
Helium	0.088	0.0035 J

Client Sample ID: VMP-3-10-110811

Lab ID#: 1111219BR1-06A

Compound	Rpt. Limit (%)	Amount (%)
Oxygen	0.18	9.8
Nitrogen	0.18	85
Methane	0.00018	0.0024
Carbon Dioxide	0.018	5.0
Helium	0.088	0.051 J

Client Sample ID: VMP-3-22110811

Lab ID#: 1111219BR1-07A

Compound	Rpt. Limit (%)	Amount (%)
Oxygen	0.23	21
Nitrogen	0.23	78
Methane	0.00023	0.0043
Carbon Dioxide	0.023	1.0

Air Toxics LTD.
Laboratory Services Since 1989

Summary of Detected Compounds
NATURAL GAS ANALYSIS BY MODIFIED ASTM D-1946

Client Sample ID: VMP-4-5-I10911

Lab ID#: 1111219BR1-08A

Compound	Rpt. Limit (%)	Amount (%)
Oxygen	0.22	22
Nitrogen	0.22	78
Methane	0.00022	0.00020 J
Carbon Dioxide	0.022	0.056
Helium	0.11	0.077 J

Client Sample ID: VMP-6-5-110911

Lab ID#: 1111219BR1-09A

Compound	Rpt. Limit (%)	Amount (%)
Oxygen	0.16	20
Nitrogen	0.16	78
Carbon Dioxide	0.016	1.8
Helium	0.080	0.55

Client Sample ID: VMP-6-10-111011

Lab ID#: 1111219BR1-10A

Compound	Rpt. Limit (%)	Amount (%)
Oxygen	0.17	9.2
Nitrogen	0.17	81
Carbon Dioxide	0.017	9.5
Helium	0.084	0.068 J

Client Sample ID: VMP-7-5-111011

Lab ID#: 1111219BR1-11A

Compound	Rpt. Limit (%)	Amount (%)
Oxygen	0.22	6.8
Nitrogen	0.22	80
Carbon Dioxide	0.022	13

Air Toxics LTD.
Laboratory Services Since 1989

Summary of Detected Compounds
NATURAL GAS ANALYSIS BY MODIFIED ASTM D-1946

Client Sample ID: VMP-7-5-111011-DUP

Lab ID#: 1111219BR1-12A

Compound	Rpt. Limit (%)	Amount (%)
Oxygen	0.16	7.9
Nitrogen	0.16	80
Methane	0.00016	0.000022 J
Carbon Dioxide	0.016	12
Helium	0.080	0.012 J

Client Sample ID: VMP-7-13.5-111011

Lab ID#: 1111219BR1-13A

Compound	Rpt. Limit (%)	Amount (%)
Oxygen	0.16	2.1
Nitrogen	0.16	82
Methane	0.00016	0.045
Carbon Dioxide	0.016	16
Helium	0.079	0.0033 J

Air Toxics LTD.
Laboratory Services Since 1989

Client Sample ID: VMP-17-5-110711

Lab ID#: 1111219BR1-01A

NATURAL GAS ANALYSIS BY MODIFIED ASTM D-1946

File Name:	**9111425**	**Date of Collection:**	**11/7/11 3:55:00 PM**
Dil. Factor:	**2.20**	**Date of Analysis:**	**11/14/11 06:41 PM**

Compound	Rpt. Limit (%)	Amount (%)
Oxygen	0.22	18
Nitrogen	0.22	78
Carbon Monoxide	0.022	Not Detected
Methane	0.00022	0.000024 J
Carbon Dioxide	0.022	3.4
Ethane	0.0022	Not Detected
Ethene	0.0022	Not Detected
Helium	0.11	0.0044 J

J = Estimated value.

Container Type: 1 Liter Summa Canister

Air Toxics LTD.
Laboratory Services Since 1989

Client Sample ID: VMP-18-8.5-110711

Lab ID#: 1111219BR1-02A

NATURAL GAS ANALYSIS BY MODIFIED ASTM D-1946

File Name:	**9111424**	**Date of Collection:**	**11/7/11 5:03:00 PM**
Dil. Factor:	**3.13**	**Date of Analysis:**	**11/14/11 06:12 PM**

Compound	Rpt. Limit (%)	Amount (%)
Oxygen	0.31	17
Nitrogen	0.31	76
Carbon Monoxide	0.031	Not Detected
Methane	0.00031	0.0012
Carbon Dioxide	0.031	7.0
Ethane	0.0031	Not Detected
Ethene	0.0031	Not Detected
Helium	0.16	0.088 J

J = Estimated value.

Container Type: 1 Liter Summa Canister

Air Toxics LTD.
Laboratory Services Since 1989

Client Sample ID: VMP-19-5-110811

Lab ID#: 1111219BR1-03A

NATURAL GAS ANALYSIS BY MODIFIED ASTM D-1946

File Name:	**9111423**	**Date of Collection:**	**11/8/11 9:17:00 AM**
Dil. Factor:	**2.53**	**Date of Analysis:**	**11/14/11 05:45 PM**

Compound	Rpt. Limit (%)	Amount (%)
Oxygen	0.25	16
Nitrogen	0.25	78
Carbon Monoxide	0.025	Not Detected
Methane	0.00025	0.000045 J
Carbon Dioxide	0.025	5.5
Ethane	0.0025	Not Detected
Ethene	0.0025	Not Detected
Helium	0.13	Not Detected

J = Estimated value.

Container Type: 1 Liter Summa Canister

Air Toxics LTD.
Laboratory Services Since 1989

Client Sample ID: VMP-3-5-110811

Lab ID#: 1111219BR1-04A

NATURAL GAS ANALYSIS BY MODIFIED ASTM D-1946

File Name:	**9111413**	**Date of Collection:**	**11/8/11 2:15:00 PM**
Dil. Factor:	**1.71**	**Date of Analysis:**	**11/14/11 12:26 PM**

Compound	Rpt. Limit (%)	Amount (%)
Oxygen	0.17	17
Nitrogen	0.17	80
Carbon Monoxide	0.017	Not Detected
Methane	0.00017	Not Detected
Carbon Dioxide	0.017	3.1
Ethane	0.0017	Not Detected
Ethene	0.0017	Not Detected
Helium	0.086	0.0030 J

J = Estimated value.

Container Type: 1 Liter Summa Canister

Air Toxics LTD.
Laboratory Services Since 1989

Client Sample ID: VMP-3-5-110811-DUP

Lab ID#: 1111219BR1-05A

NATURAL GAS ANALYSIS BY MODIFIED ASTM D-1946

File Name:	**9111414**	**Date of Collection:**	**11/8/11 2:15:00 PM**
Dil. Factor:	**1.75**	**Date of Analysis:**	**11/14/11 12:52 PM**

Compound	**Rpt. Limit (%)**	**Amount (%)**
Oxygen	0.18	17
Nitrogen	0.18	80
Carbon Monoxide	0.018	Not Detected
Methane	0.00018	0.000030 J
Carbon Dioxide	0.018	3.0
Ethane	0.0018	Not Detected
Ethene	0.0018	Not Detected
Helium	0.088	0.0035 J

J = Estimated value.

Container Type: 1 Liter Summa Canister

Air Toxics LTD.
Laboratory Services Since 1989

Client Sample ID: VMP-3-10-110811

Lab ID#: 111I219BRI-06A

NATURAL GAS ANALYSIS BY MODIFIED ASTM D-1946

File Name:	**9111415**	**Date of Collection:**	**11/8/11 11:28:00 AM**
Dil. Factor:	**1.75**	**Date of Analysis:**	**11/14/11 01:40 PM**

Compound	Rpt. Limit (%)	Amount (%)
Oxygen	0.18	9.8
Nitrogen	0.18	85
Carbon Monoxide	0.018	Not Detected
Methane	0.00018	0.0024
Carbon Dioxide	0.018	5.0
Ethane	0.0018	Not Detected
Ethene	0.0018	Not Detected
Helium	0.088	0.051 J

J = Estimated value.

Container Type: 1 Liter Summa Canister

Air Toxics LTD.
Laboratory Services Since 1989

Client Sample ID: VMP-3-22110811

Lab ID#: 1111219BR1-07A

NATURAL GAS ANALYSIS BY MODIFIED ASTM D-1946

File Name:	**9111422**	**Date of Collection:**	**11/8/11 10:23:00 AM**
Dil. Factor:	**2.31**	**Date of Analysis:**	**11/14/11 05:03 PM**

Compound	**Rpt. Limit (%)**	**Amount (%)**
Oxygen	0.23	21
Nitrogen	0.23	78
Carbon Monoxide	0.023	Not Detected
Methane	0.00023	0.0043
Carbon Dioxide	0.023	1.0
Ethane	0.0023	Not Detected
Ethene	0.0023	Not Detected
Helium	0.12	Not Detected

Container Type: 1 Liter Summa Canister

Air Toxics LTD.
Laboratory Services Since 1989

Client Sample ID: VMP-4-5-110911

Lab ID#: 1111219BR1-08A

NATURAL GAS ANALYSIS BY MODIFIED ASTM D-1946

File Name:	**9111421**	**Date of Collection:**	**11/9/11 9:03:00 AM**
Dil. Factor:	**2.22**	**Date of Analysis:**	**11/14/11 04:39 PM**

Compound	Rpt. Limit (%)	Amount (%)
Oxygen	0.22	22
Nitrogen	0.22	78
Carbon Monoxide	0.022	Not Detected
Methane	0.00022	0.00020 J
Carbon Dioxide	0.022	0.056
Ethane	0.0022	Not Detected
Ethene	0.0022	Not Detected
Helium	0.11	0.077 J

J = Estimated value.

Container Type: 1 Liter Summa Canister

Air Toxics LTD.
Laboratory Services Since 1989

Client Sample ID: VMP-6-5-110911

Lab ID#: 1111219BR1-09A

NATURAL GAS ANALYSIS BY MODIFIED ASTM D-1946

File Name:	9111416	Date of Collection:	11/9/11 4:22:00 PM
Dil. Factor:	1.61	Date of Analysis:	11/14/11 02:07 PM

Compound	Rpt. Limit (%)	Amount (%)
Oxygen	0.16	20
Nitrogen	0.16	78
Carbon Monoxide	0.016	Not Detected
Methane	0.00016	Not Detected
Carbon Dioxide	0.016	1.8
Ethane	0.0016	Not Detected
Ethene	0.0016	Not Detected
Helium	0.080	0.55

Container Type: 1 Liter Summa Canister

Air Toxics LTD.
Laboratory Services Since 1989

Client Sample ID: VMP-6-10-111011

Lab ID#: 1111219BR1-10A

NATURAL GAS ANALYSIS BY MODIFIED ASTM D-1946

File Name:	**9111417**	**Date of Collection:**	**11/10/11 9:45:00 AM**
Dil. Factor:	**1.68**	**Date of Analysis:**	**11/14/11 02:56 PM**

Compound	Rpt. Limit (%)	Amount (%)
Oxygen	0.17	9.2
Nitrogen	0.17	81
Carbon Monoxide	0.017	Not Detected
Methane	0.00017	Not Detected
Carbon Dioxide	0.017	9.5
Ethane	0.0017	Not Detected
Ethene	0.0017	Not Detected
Helium	0.084	0.068 J

J = Estimated value.

Container Type: 1 Liter Summa Canister

Air Toxics LTD.
Laboratory Services Since 1989

Client Sample ID: VMP-7-5-111011

Lab ID#: 1111219BR1-11A

NATURAL GAS ANALYSIS BY MODIFIED ASTM D-1946

File Name:	9111420	Date of Collection:	11/10/11 2:44:00 PM
Dil. Factor:	2.22	Date of Analysis:	11/14/11 04:17 PM

Compound	Rpt. Limit (%)	Amount (%)
Oxygen	0.22	6.8
Nitrogen	0.22	80
Carbon Monoxide	0.022	Not Detected
Methane	0.00022	Not Detected
Carbon Dioxide	0.022	13
Ethane	0.0022	Not Detected
Ethene	0.0022	Not Detected
Helium	0.11	Not Detected

Container Type: 1 Liter Summa Canister

Air Toxics LTD.
Laboratory Services Since 1989

Client Sample ID: VMP-7-5-111011-DUP

Lab ID#: 1111219BR1-12A

NATURAL GAS ANALYSIS BY MODIFIED ASTM D-1946

File Name:	**9111418**	**Date of Collection:**	**11/10/11 2:44:00 PM**
Dil. Factor:	**1.61**	**Date of Analysis:**	**11/14/11 03:18 PM**

Compound	**Rpt. Limit (%)**	**Amount (%)**
Oxygen	0.16	7.9
Nitrogen	0.16	80
Carbon Monoxide	0.016	Not Detected
Methane	0.00016	0.000022 J
Carbon Dioxide	0.016	12
Ethane	0.0016	Not Detected
Ethene	0.0016	Not Detected
Helium	0.080	0.012 J

J = Estimated value.

Container Type: 1 Liter Summa Canister

Air Toxics LTD.
Laboratory Services Since 1989

Client Sample ID: VMP-7-13.5-111011

Lab ID#: 1111219BR1-13A

NATURAL GAS ANALYSIS BY MODIFIED ASTM D-1946

File Name:	9111419	Date of Collection:	11/10/11 4:17:00 PM
Dil. Factor:	1.58	Date of Analysis:	11/14/11 03:46 PM

Compound	Rpt. Limit (%)	Amount (%)
Oxygen	0.16	2.1
Nitrogen	0.16	82
Carbon Monoxide	0.016	Not Detected
Methane	0.00016	0.045
Carbon Dioxide	0.016	16
Ethane	0.0016	Not Detected
Ethene	0.0016	Not Detected
Helium	0.079	0.0033 J

J = Estimated value.

Container Type: 1 Liter Summa Canister

Air Toxics LTD.
Laboratory Services Since 1989

Client Sample ID: Lab Blank

Lab ID#: 1111219BR1-14A

NATURAL GAS ANALYSIS BY MODIFIED ASTM D-1946

File Name:	**9111404a**	**Date of Collection: NA**	
Dil. Factor:	**1.00**	**Date of Analysis: 11/14/11 07:55 AM**	

Compound	**Rpt. Limit (%)**	**Amount (%)**
Oxygen	0.10	0.013 J
Nitrogen	0.10	0.065 J
Carbon Monoxide	0.010	Not Detected
Methane	0.00010	Not Detected
Carbon Dioxide	0.010	Not Detected
Ethane	0.0010	Not Detected
Ethene	0.0010	Not Detected

J = Estimated value.

Container Type: NA - Not Applicable

Air Toxics LTD.
Laboratory Services Since 1989

Client Sample ID: Lab Blank

Lab ID#: I111219BR1-14B

NATURAL GAS ANALYSIS BY MODIFIED ASTM D-1946

File Name:	9111403b	Date of Collection: NA	
Dil. Factor:	1.00	Date of Analysis: 11/14/11 07:30 AM	

Compound	Rpt. Limit (%)	Amount (%)
Helium	0.050	Not Detected

Container Type: NA - Not Applicable

Air Toxics LTD.
Laboratory Services Since 1989

Client Sample ID: LCS

Lab ID#: 1111219BR1-15A

NATURAL GAS ANALYSIS BY MODIFIED ASTM D-1946

File Name:	9111402	Date of Collection: NA
Dil. Factor:	1.00	Date of Analysis: 11/14/11 07:04 AM

Compound	%Recovery
Oxygen	100
Nitrogen	101
Carbon Monoxide	98
Methane	99
Carbon Dioxide	103
Ethane	101
Ethene	100
Helium	92

Container Type: NA - Not Applicable

Air Toxics LTD.
Laboratory Services Since 1989

Client Sample ID: LCSD

Lab ID#: 1111219BR1-15AA

NATURAL GAS ANALYSIS BY MODIFIED ASTM D-1946

File Name:	9111426	Date of Collection: NA
Dil. Factor:	1.00	Date of Analysis: 11/14/11 07:07 PM

Compound	%Recovery
Oxygen	100
Nitrogen	101
Carbon Monoxide	98
Methane	98
Carbon Dioxide	102
Ethane	100
Ethene	99
Helium	93

Container Type: NA - Not Applicable

1111219

Shell Oil Products Chain Of Custody Record

URS

Air Toxics LTD.
Project Name: Roxana Soil Vapor
Project # 21562593.00010

Lab Vendor #

Please Check Appropriate Box:
☑ ENV. SERVICES ☐ MOTIVA RETAIL ☐ SHELL RETAIL
☐ MOTIVA SOS/CM ☐ CONSULTANT ☐ LUBES
☐ SHELL PIPELINE ☐ OTHER

Print Bill To Contact Name: Thomas Adams

PO #

INCIDENT # (ENV SERVICES): 9 7 2 1 6 6 4 0

SAP #: 3 4 0 0 6 1

☐ CHECK IF NO INCIDENT # APPLIES

DATE: 10-Nov-11

PAGE: 1 of 2

NAME INDICATIVE: URS CORPORATION

LOG CODE:

SITE ADDRESS: Street and City: 900 SOUTH CENTRAL AVE – ROXANA

State: IL

GLOBAL ID NO:

ADDRESS: 1001 HIGHLANDS PLAZA DRIVE WEST - SUITE 300; ST. LOUIS, MO 63110

COP DELIVERABLE TO (Name, Company, Office Location): Elizabeth Kunkel, URS, St. Louis

PHONE NO.: 314-743-4179

E-MAIL: elizabeth.kunkel@urs.com

CONSULTANT PROJECT NAME#: Roxana Soil Vapor

Laboratory Address: Air Toxics, LTD 180 Blue Ravine Road, Suite B, Folsom, CA 95630-4719

TELEPHONE: 314-429-0100

FAX: 314-429-0462

Bill To Contact E-MAIL: thomas.adams@urs.com

SAMPLER NAME(S) (Print):

TURNAROUND TIME (CALENDAR DAYS): ☑ STANDARD (14 DAY) ☐ 5 DAYS ☐ 3 DAYS ☐ 2 DAYS ☐ 24 HOURS ☐ RESULTS NEEDED ON WEEKEND

☐ LA - RWQCB REPORT FORMAT ☑ UST AGENCY

DELIVERABLES: ☐ LEVEL 1 ☐ LEVEL 2 ☐ LEVEL 3 ☑ LEVEL 4 ☐ OTHER (SPECIFY)

☑ SHELL CONTRACT RATE APPLIES
☑ STATE REIMBURSEMENT RATE APPLIES
☐ EDD NOT NEEDED
☑ RECEIPT VERIFICATION REQUESTED

REQUESTED ANALYSIS

Turn Around Time: ☑ Normal ☐ Rush Specify

Lab Use Only
Pressurized by:
Date:
Pressurization Gas: N_2 He

LAB USE ONLY	Field Sample Identification	SAMPLING DATE	SAMPLING TIME	Canister Number	Canister Pressure/Vacuum Initial	Final	Receipt	Final (psi)	Modified TO-15 + Butane & Isopentane	ASTM D-1946 + Helium	ASTM D-1946		Sample PID (ppm)
01A	VMP-17-5-110711	11/07/11	1521 - 1555	445	-30	-8.5			X	X			
02A	VMP-18-8.5-110711	11/07/11	1633 - 1703	40876	-30	-8			X	X			
03A	VMP-19-5-110811	11/08/11	0955 - 0917	3057	-28	-10			X	X			
04A	VMP-3-5-110811	11/08/11	1343 - 1415	3922	-28	-8			X	X			
05A	VMP-3-5-110811-DUP	11/08/11	1343 - 1415	5524	-28	-7			X	X			
06A	VMP-3-10-110811	11/08/11	1052 - 1128	3768	-30	-7.5			X	X			
07A	VMP-3-22-110811	11/08/11	1001 - 1023	2636	-30	-7.5			X	X			
08A	VMP-4-5-110911	11/09/11	0831 - 0903	3517	-25	-7.5			X	X			
09A	VMP-6-5-110911	11/09/11	1545 - 1611	20054	-30	-5			X	X			
10A	VMP-6-10-111011	11/10/11	0914 - 0945	2659	-30	-6			X	X			

ADDITIONAL NOTES:

- 14 day hold time
- Report results between MDL and RL
- Level IV ECVP

Relinquished by (Signature)	Received by (Signature)	Date	Time
[signature]	FedEx	11/10/11	1800
	[signature] AIL	11-11-11	0850

05/2/08 Revision

CUSTODY SEAL ACT?
ON NONE TE

1111219

Shell Oil Products Chain Of Custody Record

URS

Air Toxics LTD.
Project Name: Roxana Soil Vapor
Project # 21562593.00010

Lab Vendor #

Please Check Appropriate Box:
☒ ENV. SERVICES ☐ MOTIVA RETAIL ☐ SHELL RETAIL
☐ MOTIVA SD&CM ☐ CONSULTANT ☐ LUBES
☐ SHELL PIPELINE ☐ OTHER _____

Print Bill To Contact Name: Thomas Adams

INCIDENT # (ENV SERVICES): 9 7 2 1 6 6 4 0

☐ CHECK IF NO INCIDENT # APPLIES

DATE 10-Nov-11

PAGE: 2 of 2

PO #

SAP #: 3 4 0 0 6 1

SAMPLING COMPANY: URS CORPORATION

LOG CODE:

SITE ADDRESS, Street and City: 900 SOUTH CENTRAL AVE -- ROXANA

State: IL

GLOBAL ID NO:

ADDRESS: 1001 HIGHLANDS PLAZA DRIVE WEST - SUITE 300, ST. LOUIS, MO 63110

EDF DELIVERABLE TO (Name, Company, Office Location): Elizabeth Kunkel, URS, St. Louis

PHONE NO.: 314-743-4179

E-MAIL: elizabeth.kunkel@urs.com

CONSULTANT PROJECT NAME/#: Roxana Soil Vapor

Laboratory Address: Air Toxics, LTD 180 Blue Ravine Road, Suite B, Folsom, CA 95630-4719

TELEPHONE: 314-429-0100

FAX: 314-429-0462

Bill to Contact E-mail: thomas.adams@urs.com

SAMPLER NAME(S) (Print):

TURNAROUND TIME (CALENDAR DAYS):
☒ STANDARD (14 DAY) ☐ 5 DAYS ☐ 3 DAYS ☐ 2 DAYS ☐ 24 HOURS ☐ RESULTS NEEDED ON WEEKEND

☐ LA - RWQCB REPORT FORMAT ☒ UST AGENCY:

DELIVERABLES: ☐ LEVEL 1 ☐ LEVEL 2 ☐ LEVEL 3 ☒ LEVEL 4 ☐ OTHER (SPECIFY) _____

☒ SHELL CONTRACT RATE APPLIES
☒ STATE REIMBURSEMENT RATE APPLIES
☐ EDD NOT NEEDED
☒ RECEIPT VERIFICATION REQUESTED

REQUESTED ANALYSIS

Turn Around Time: ☒ Normal ☐ Rush

Specify

Lab Use Only
Pressurized by:
Date:
Pressurization Gas: N_2 He

LAB USE ONLY	Field Sample Identification	SAMPLING DATE	SAMPLING TIME	Canister Number	Canister Pressure/Vacuum Initial	Final	Receipt	Final (psi)	Modified TO-15 + Butane & Isopentane	ASTM D-1946 + Helium	ASTM D-1946		Sample PID (ppm)
11A	VMP-7-5-111011	11/10/11	1410 - 1444	3137	-30	-8			X	X			
12A	VMP-7-5-111011-DUP	11/10/11	1410 - 1444	3761	-27.5	-7			X	X			
13A	VMP-7-13.5-111011	11/10/11	1543 - 1617	3123	-30	-7			X	X			

ADDITIONAL NOTES:

- 14 day hold time
- Report results between MDL and RL
- Level IV ECVP

Relinquished by (Signature)	Received by (Signature)	Date	Time
[signature]	FedEx	11/10/11	1800
	[signature]	11.11.11	1850

05/3/06 Revision

FedEx

CUSTODY SEAL ACT? Y N NONE TE

Roxana Soil Vapor Quarterly – 4th Quarter 2011 Data Review

Laboratory SDG: 1111225AR1, 1111225B

Data Reviewer: Melissa Mansker

Peer Reviewer: Elizabeth Kunkel

Date Reviewed: 12/12/2011

Guidance: USEPA National Functional Guidelines for Superfund Organic Methods Data Review 2008

Sample Identification	Sample Identification
VMP-2-22-110711	VMP-3-31.5-110811
VMP-4-12-110911	VMP-4-23.5-110911
VMP-6-31.5-111011	

1.0 Data Package Completeness

Were all items delivered as specified in the QAPP and COC as appropriate?

Yes

2.0 Laboratory Case Narrative \ Cooler Receipt Form

Were problems noted in the laboratory case narrative or cooler receipt form?

Yes, the laboratory case narrative indicated the data package was revised on 11/29/2011 to correct the dilution factors for sample VMP-2-22-110711. Samples VMP-2-22-110711, VMP-3-31.5-110811, VMP-4-12-110911, and VMP-4-23.5-110911 were diluted and re-analyzed to bring the highest level compounds within calibration range of the instrument. Results for the highest level compounds were reported from the re-analysis runs and the remaining compounds were reported from the original analyses. Samples were diluted due to high levels of target analytes. Although not indicated in the laboratory case narrative, analytes were detected in the method blank. TO-15 LCS Freon 12 and Freon 11 recoveries were outside evaluation criteria. Professional judgment was used to qualify the compound acetone in several samples. These issues are addressed further in the appropriate sections below.

No issues or discrepancies were noted in the cooler receipt form.

3.0 Holding Times

Were samples extracted/analyzed within applicable limits?

Yes

4.0 Blank Contamination

Were any analytes detected in the Method Blanks, Field Blanks or Trip Blanks?

Yes

Blank ID	Parameter	Analyte	Concentration/ Amount
1111225AR1-06A	TO-15	Methylene chloride	0.13 ppbv / 0.46 µg/m^3
1111225AR1-06A	TO-15	1,3-Dichlorobenzene	0.079 ppbv / 0.47 µg/m^3
1111225AR1-06A	TO-15	1,4-Dichlorobenzene	0.085 ppbv / 0.51 µg/m^3
1111225AR1-06B	TO-15	Acetone	0.50 ppbv / 1.2 µg/m^3
1111225AR1-06B	TO-15	Methylene chloride	0.19 ppbv / 0.66 µg/m^3
1111225AR1-06B	TO-15	1,3-Dichlorobenzene	0.11 ppbv / 0.69 µg/m^3
1111225AR1-06B	TO-15	1,4-Dichlorobenzene	0.14 ppbv / 0.83 µg/m^3
1111225AR1-06B	TO-15	alpha-Chlorotoluene	0.10 ppbv / 0.52 µg/m^3
1111225AR1-06B	TO-15	1,2-Dichlorobenzene	0.13 ppbv / 0.81 µg/m^3
1111225AR1-06B	TO-15	1,2,4-Trichlorobenzene	0.32 ppbv / 2.4 µg/m^3
1111225B-06A	Natural gases	Oxygen	0.013 %
1111225B-06A	Natural gases	Nitrogen	0.065 %

Analytical data that were reported non-detect or at concentrations greater than five times (5X) the associated blank concentration did not require qualification. No qualification of data was required.

5.0 Laboratory Control Sample

Were LCS recoveries within evaluation criteria?

No

LCS/LCSD ID	Parameter	Analyte	LCS/LCSD Recovery	LCS/LCSD RPD	LCS/LCSD Criteria
1111225AR1-08A/AA	TO-15	Freon 12	**69**/84	20	70-130/25
1111225AR1-08A/AA	TO-15	Freon 11	**68**/78	14	70-130/25

Analytical data that required qualification based on LCS data are included in the table below.

Blank ID	Parameter	Analyte	Qualification
VMP-2-22-110711	TO-15	Freon 12	**UJ**
VMP-2-22-110711	TO-15	Freon 11	**UJ**
VMP-4-12-110811	TO-15	Freon 12	**UJ**
VMP-4-12-110811	TO-15	Freon 11	**UJ**

6.0 Surrogate Recoveries

Were surrogate recoveries within evaluation criteria?

Yes

7.0 Matrix Spike and Matrix Spike Duplicate Recoveries

Were MS/MSD samples analyzed as part of this SDG?

MS/MSD samples are not applicable for vapor samples, due to the inability to spike the samples.

8.0 Laboratory Duplicate Results

Were laboratory duplicate samples collected as part of this SDG?

No

9.0 Field Duplicate Results

Were field duplicate samples collected as part of this SDG?

No

10.0 Sample Dilutions

For samples that were diluted and nondetect, were undiluted results also reported?

Not applicable; analytes were detected in samples that were diluted.

11.0 Additional Qualifications

Were additional qualifications applied?

Yes, professional judgment was used to qualify acetone due to co-elution with a target compound with similar characteristic ions, as both primary and secondary ions for acetone exhibited potential interference.

Field ID	Parameter	Analyte	Qualification
VMP-2-22-110711	TO-15	Acetone	**J**
VMP-3-31.5-110811	TO-15	Acetone	**J**
VMP-4-12-110911	TO-15	Acetone	**J**
VMP-4-23.5-110911	TO-15	Acetone	**J**
VMP-6-31.5-111011	TO-15	Acetone	**J**

Air Toxics LTD.
Laboratory Services Since 1989

12/2/2011
Mr. Jeff Adams
URS Corporation
1001 Highlands Plaza Dr. West
Suite 300
St. Louis MO 63110

Project Name: Roxana Soil Vapor
Project #: 21562593.00010
Workorder #: 1111225AR1

Dear Mr. Jeff Adams

The following report includes the data for the above referenced project for sample(s) received on 11/11/2011 at Air Toxics Ltd.

The data and associated QC analyzed by Modified TO-15 are compliant with the project requirements or laboratory criteria with the exception of the deviations noted in the attached case narrative.

Thank you for choosing Air Toxics Ltd. for your air analysis needs. Air Toxics Ltd. is committed to providing accurate data of the highest quality. Please feel free to contact the Project Manager: Kelly Buettner at 916-985-1000 if you have any questions regarding the data in this report.

Regards,

Kelly Buettner

Kelly Buettner
Project Manager

Reviewed on 12/12/2011

180 BLUE RAVINE ROAD, SUITE B FOLSOM, CA - 95630
(916) 985-1000 .FAX (916) 985-1020
Hours 6:30 A.M to 5:30 PST

Air Toxics LTD.
Laboratory Services Since 1989

WORK ORDER #: 1111225AR1

Work Order Summary

CLIENT:	Mr. Jeff Adams URS Corporation 1001 Highlands Plaza Dr. West Suite 300 St. Louis, MO 63110	**BILL TO:**	Accounts Payable Austin URS Corporation P.O. BOX 203970 Austin, TX 78720-1088
PHONE:	314-429-0100	**P.O. #**	21562593.00009
FAX:		**PROJECT #**	21562593.00010 Roxana Soil Vapor
DATE RECEIVED:	11/11/2011	**CONTACT:**	Kelly Buettner
DATE COMPLETED:	11/28/2011		
DATE REISSUED:	11/29/2011		

FRACTION #	NAME	TEST	RECEIPT VAC./PRES.	FINAL PRESSURE
01A	VMP-2-22-110711	Modified TO-15	6.0 "Hg	5 psi
01B	VMP-2-22-110711	Modified TO-15	6.0 "Hg	5 psi
02A	VMP-3-31.5-110811	Modified TO-15	7.0 "Hg	5 psi
02B	VMP-3-31.5-110811	Modified TO-15	7.0 "Hg	5 psi
03A	VMP-4-12-110911	Modified TO-15	7.0 "Hg	5 psi
03B	VMP-4-12-110911	Modified TO-15	7.0 "Hg	5 psi
04A	VMP-4-23.5-110911	Modified TO-15	6.0 "Hg	5 psi
04B	VMP-4-23.5-110911	Modified TO-15	6.0 "Hg	5 psi
05A	VMP-6-31.5-111011	Modified TO-15	6.5 "Hg	5 psi
06A	Lab Blank	Modified TO-15	NA	NA
06B	Lab Blank	Modified TO-15	NA	NA
07A	CCV	Modified TO-15	NA	NA
07B	CCV	Modified TO-15	NA	NA
08A	LCS	Modified TO-15	NA	NA
08AA	LCSD	Modified TO-15	NA	NA
08B	LCS	Modified TO-15	NA	NA
08BB	LCSD	Modified TO-15	NA	NA

CERTIFIED BY: Linda J. Freeman DATE: 12/02/11

Laboratory Director

Certfication numbers: AZ Licensure AZ0719, CA NELAP - 02110CA, LA NELAP - 02089, NY NELAP - 11291, TX NELAP - T104704434-11-3, UT NELAP -CA009332011-1, WA NELAP - C935
Name of Accrediting Agency: NELAP/Florida Department of Health, Scope of Application: Clean Air Act, Accreditation number: E87680, Effective date: 07/01/11 , Expiration date: 06/30/12.
Air Toxics Ltd. certifies that the test results contained in this report meet all requirements of the NELAC standards

This report shall not be reproduced, except in full, without the written approval of Air Toxics Ltd.

180 BLUE RAVINE ROAD, SUITE B FOLSOM, CA - 95630
(916) 985-1000 . (800) 985-5955 . FAX (916) 985-1020

Air Toxics LTD.
Laboratory Services Since 1989

LABORATORY NARRATIVE
EPA Method TO-15
URS Corporation
Workorder# 1111225AR1

Five 1 Liter Summa Canister samples were received on November 11, 2011. The laboratory performed analysis via EPA Method TO-15 using GC/MS in the full scan mode.

This workorder was independently validated prior to submittal using 'USEPA National Functional Guidelines' as generally applied to the analysis of volatile organic compounds in air. A rules-based, logic driven, independent validation engine was employed to assess completeness, evaluate pass/fail of relevant project quality control requirements and verification of all quantified amounts.

Receiving Notes

There were no receiving discrepancies.

Analytical Notes

As per project specific client request the laboratory has reported estimated values for target compound hits that are below the Reporting Limit but greater than the Method Detection Limit. Concentrations that are below the level at which the canister was certified (0.2 ppbv for compounds reported at 0.5 ppbv and 0.8 ppbv for compounds reported at 2.0 ppbv) may be false positives.

Due to high-level target compounds, samples VMP-2-22-110711, VMP-3-31.5-110811, VMP-4-12-110911, and VMP-4-23.5-110911 were analyzed twice. In the "A" fraction, the sample was diluted to bring the highest-level compounds within the calibration range. The "B" fraction is also reported by client request and may be reported with "E" flags indicating the compound exceeds the calibration range. Both runs and associated QC are reported.

Dilution was performed on all of the samples due to the presence of high level target species.

The reported results for Acetone in all of the samples may be biased high due to co-elution with a target compound with similar characteristic ions. Both the primary and secondary ions for Acetone exhibited potential interference.

All Quality Control Limit exceedences and affected sample results are noted by flags. Each flag is defined at the bottom of this Case Narrative and on each Sample Result Summary page.

THE WORK ORDER WAS RE-ISSUED ON NOVEMBER 29, 2011 TO CORRECT THE DILUTION FACTORS FOR SAMPLE VMP-2-22-110711 FRACTIONS A AND B.

Definition of Data Qualifying Flags

Eight qualifiers may have been used on the data analysis sheets and indicates as follows:

B - Compound present in laboratory blank greater than reporting limit (background subtraction not performed).

J - Estimated value.

E - Exceeds instrument calibration range.
S - Saturated peak.
Q - Exceeds quality control limits.
U - Compound analyzed for but not detected above the reporting limit.
UJ- Non-detected compound associated with low bias in the CCV and/or LCS.
N - The identification is based on presumptive evidence.

File extensions may have been used on the data analysis sheets and indicates as follows:
a-File was requantified
b-File was quantified by a second column and detector
r1-File was requantified for the purpose of reissue

Air Toxics LTD.
Laboratory Services Since 1989

Summary of Detected Compounds
EPA METHOD TO-15 GC/MS FULL SCAN

Client Sample ID: VMP-2-22-110711 *Use these results only. All other data was reported from the 747x dilution analysis

Lab ID#: 1111225AR1-01A

DF = 1120

Compound	Rpt. Limit (ppbv)	Amount (ppbv)	Rpt. Limit (ug/m3)	Amount (ug/m3)
Acetone	2200	13000	5300	30000
Cyclohexane	560	270 J	1900	930 J
2,2,4-Trimethylpentane	560	26000	2600	120000
Benzene	560	110 J	1800	350 J
Toluene	560	540 J	2100	2000 J
Butane	2200	95000	5300	220000
* Isopentane	2200	190000	6600	560000

Client Sample ID: VMP-2-22-110711 *Do not use this data. Use all other data.

Lab ID#: 1111225AR1-01B

DF = 747

Compound	Rpt. Limit (ppbv)	Amount (ppbv)	Rpt. Limit (ug/m3)	Amount (ug/m3)
Ethanol	1500	360 J	2800	680 J
Acetone	1500	12000 J	3500	29000 J
Hexane	370	130 J	1300	470 J
2-Butanone (Methyl Ethyl Ketone)	1500	130 J	4400	370 J
Cyclohexane	370	320 J	1300	1100 J
2,2,4-Trimethylpentane	370	26000	1700	120000
Benzene	370	74 J	1200	240 J
1,2-Dichloroethane	370	100 J	1500	420 J
Toluene	370	370	1400	1400
Tetrachloroethene	370	120 J	2500	810 J
Butane	1500	96000	3600	230000
* ~~Isopentane~~	~~1500~~	~~180000 E~~	~~4400~~	~~540000 E~~

Client Sample ID: VMP-3-31.5-110811 *Use these results only. All other data was reported from the 4380x dilution analysis.

Lab ID#: 1111225AR1-02A

DF = 8750

Compound	Rpt. Limit (ppbv)	Amount (ppbv)	Rpt. Limit (ug/m3)	Amount (ug/m3)
Acetone	18000	77000	42000	180000
Hexane	4400	190000	15000	660000

Air Toxics LTD.
Laboratory Services Since 1989

Summary of Detected Compounds
EPA METHOD TO-15 GC/MS FULL SCAN

Client Sample ID: VMP-3-31.5-110811

Lab ID#: 1111225AR1-02A

2-Butanone (Methyl Ethyl Ketone)	18000	1800 J	52000	5300 J
Cyclohexane	4400	11000	15000	39000
2,2,4-Trimethylpentane	4400	130000	20000	610000
Benzene	4400	1800 J	14000	5900 J
1,2-Dichloroethane	4400	1900 J	18000	7600 J
Heptane	4400	11000	18000	45000
Toluene	4400	6000	16000	23000
* Butane	18000	1400000	42000	3300000
Isopentane	18000	1100000	52000	3200000

Client Sample ID: VMP-3-31.5-110811 * Do not use this data. Use all other data.

Lab ID#: 1111225AR1-02B

DF = 4380

Compound	Rpt. Limit (ppbv)	Amount (ppbv)	Rpt. Limit (ug/m3)	Amount (ug/m3)
Ethanol	8800	3000 J	16000	5700 J
Acetone	8800	77000 J	21000	180000 J
Carbon Disulfide	8800	4300 J	27000	13000 J
Hexane	2200	200000	7700	720000
2-Butanone (Methyl Ethyl Ketone)	8800	1700 J	26000	5000 J
Cyclohexane	2200	14000	7500	49000
2,2,4-Trimethylpentane	2200	140000	10000	650000
Benzene	2200	1800 J	7000	5900 J
1,2-Dichloroethane	2200	1700 J	8900	6900 J
Heptane	2200	13000	9000	55000
Toluene	2200	6200	8200	23000
m,p-Xylene	2200	430 J	9500	1800 J
* ~~Butane~~	~~8800~~	~~1400000 E~~	~~21000~~	~~3300000 E~~
* ~~Isopentane~~	~~8800~~	~~1100000 E~~	~~26000~~	~~3300000 E~~

Client Sample ID: VMP-4-12-110911

Lab ID#: 1111225AR1-03A * Use these results only. All other data was reported from the 438x dilution analysis.

DF = 700

Compound	Rpt. Limit (ppbv)	Amount (ppbv)	Rpt. Limit (ug/m3)	Amount (ug/m3)

Air Toxics LTD.
Laboratory Services Since 1989

Summary of Detected Compounds
EPA METHOD TO-15 GC/MS FULL SCAN

Client Sample ID: VMP-4-12-110911

Lab ID#: 1111225AR1-03A

Compound	Rpt. Limit (ppbv)	Amount (ppbv)	Rpt. Limit (ug/m3)	Amount (ug/m3)
Acetone	1400	5700	3300	13000
Hexane	350	2500	1200	8900
Cyclohexane	350	3500	1200	12000
2,2,4-Trimethylpentane	350	12000	1600	56000
Benzene	350	110 J	1100	340 J
Heptane	350	370	1400	1500
Butane	1400	38000	3300	90000
* Isopentane	1400	90000	4100	260000

Client Sample ID: VMP-4-12-110911 * Do not use this data. Use all other data.

Lab ID#: 1111225AR1-03B

DF = 438

Compound	Rpt. Limit (ppbv)	Amount (ppbv)	Rpt. Limit (ug/m3)	Amount (ug/m3)
Acetone	880	6400 J	2100	15000 J
Hexane	220	3100	770	11000
Cyclohexane	220	4500	750	16000
2,2,4-Trimethylpentane	220	14000	1000	64000
Benzene	220	140 J	700	460 J
Heptane	220	400	900	1600
Butane	880	44000	2100	100000
* ~~Isopentane~~	~~880~~	~~100000 E~~	~~2600~~	~~300000 E~~

Client Sample ID: VMP-4-23.5-110911 * Use these results only. All other data was reported from the 8400x dilution analysis.

Lab ID#: 1111225AR1-04A

DF = 84000

Compound	Rpt. Limit (ppbv)	Amount (ppbv)	Rpt. Limit (ug/m3)	Amount (ug/m3)
Acetone	170000	820000	400000	1900000
* Hexane	42000	1800000	150000	6200000
Cyclohexane	42000	180000	140000	630000
2,2,4-Trimethylpentane	42000	260000	200000	1200000
Benzene	42000	28000 J	130000	90000 J

Air Toxics LTD.
Laboratory Services Since 1989

Summary of Detected Compounds
EPA METHOD TO-15 GC/MS FULL SCAN

Client Sample ID: VMP-4-23.5-110911

Lab ID#: 1111225AR1-04A

Heptane	42000	130000	170000	550000
Toluene	42000	12000 J	160000	46000 J
* Butane	170000	10000000	400000	25000000
Isopentane	170000	12000000	500000	37000000

Client Sample ID: VMP-4-23.5-110911 * Do not use this data. Use all other data.

Lab ID#: 1111225AR1-04B

DF = 8400

Compound	Rpt. Limit (ppbv)	Amount (ppbv)	Rpt. Limit (ug/m3)	Amount (ug/m3)
Acetone	17000	770000 J	40000	1800000 J
* ~~Hexane~~	~~4200~~	~~1900000 E~~	~~15000~~	~~6700000 E~~
Cyclohexane	4200	270000	14000	940000
2,2,4-Trimethylpentane	4200	320000	20000	1500000
Benzene	4200	28000	13000	89000
1,2-Dichloroethane	4200	3200 J	17000	13000 J
Heptane	4200	180000	17000	740000
Toluene	4200	12000	16000	44000
Ethyl Benzene	4200	920 J	18000	4000 J
m,p-Xylene	4200	960 J	18000	4200 J
* ~~Butane~~	~~17000~~	~~9700000 E~~	~~40000~~	~~23000000 E~~
* ~~Isopentane~~	~~17000~~	~~12000000 E~~	~~50000~~	~~35000000 E~~

Client Sample ID: VMP-6-31.5-111011

Lab ID#: 1111225AR1-05A

Compound	Rpt. Limit (ppbv)	Amount (ppbv)	Rpt. Limit (ug/m3)	Amount (ug/m3)
Ethanol	8600	3300 J	16000	6200 J
Acetone	8600	48000 J	20000	110000 J
Carbon Disulfide	8600	11000	27000	34000
Hexane	2100	440000	7500	1500000
2-Butanone (Methyl Ethyl Ketone)	8600	2200 J	25000	6400 J
Cyclohexane	2100	160000	7400	530000
2,2,4-Trimethylpentane	2100	470000	10000	2200000

Air Toxics LTD.
Laboratory Services Since 1989

Summary of Detected Compounds
EPA METHOD TO-15 GC/MS FULL SCAN

Client Sample ID: VMP-6-31.5-111011

Lab ID#: 1111225AR1-05A

Benzene	2100	2700	6800	8800
1,2-Dichloroethane	2100	2600	8700	10000
Heptane	2100	140000	8800	570000
Toluene	2100	5300	8100	20000
Ethyl Benzene	2100	620 J	9300	2700 J
Butane	8600	560000	20000	1300000
Isopentane	8600	660000	25000	2000000

Air Toxics LTD.
Laboratory Services Since 1989

* Use these results only. All other data was reported from the 747x dilution analysis.

Client Sample ID: VMP-2-22-110711

Lab ID#: 1111225AR1-01A

EPA METHOD TO-15 GC/MS FULL SCAN

File Name:	2111719r1	Date of Collection:	11/7/11 11:29:00 AM
Dil. Factor:	1120	Date of Analysis:	11/18/11 09:09 PM

Compound	Rpt. Limit (ppbv)	Amount (ppbv)	Rpt. Limit (ug/m3)	Amount (ug/m3)
Freon 12	560	Not Detected	2800	Not Detected
Freon 114	560	Not Detected	3900	Not Detected
Chloromethane	2200	Not Detected	4600	Not Detected
Vinyl Chloride	560	Not Detected	1400	Not Detected
1,3-Butadiene	560	Not Detected	1200	Not Detected
Bromomethane	560	Not Detected	2200	Not Detected
Chloroethane	2200	Not Detected	5900	Not Detected
Freon 11	560	Not Detected	3100	Not Detected
Ethanol	2200	Not Detected	4200	Not Detected
Freon 113	560	Not Detected	4300	Not Detected
1,1-Dichloroethene	560	Not Detected	2200	Not Detected
Acetone	2200	13000	5300	30000
2-Propanol	2200	Not Detected	5500	Not Detected
Carbon Disulfide	2200	Not Detected	7000	Not Detected
3-Chloropropene	2200	Not Detected	7000	Not Detected
Methylene Chloride	560	Not Detected	1900	Not Detected
Methyl tert-butyl ether	560	Not Detected	2000	Not Detected
trans-1,2-Dichloroethene	560	Not Detected	2200	Not Detected
Hexane	560	Not Detected	2000	Not Detected
1,1-Dichloroethane	560	Not Detected	2300	Not Detected
2-Butanone (Methyl Ethyl Ketone)	2200	Not Detected	6600	Not Detected
cis-1,2-Dichloroethene	560	Not Detected	2200	Not Detected
Tetrahydrofuran	560	Not Detected	1600	Not Detected
Chloroform	560	Not Detected	2700	Not Detected
1,1,1-Trichloroethane	560	Not Detected	3000	Not Detected
Cyclohexane	560	270 J	1900	930 J
Carbon Tetrachloride	560	Not Detected	3500	Not Detected
2,2,4-Trimethylpentane	560	26000	2600	120000
Benzene	560	110 J	1800	350 J
1,2-Dichloroethane	560	Not Detected	2300	Not Detected
Heptane	560	Not Detected	2300	Not Detected
Trichloroethene	560	Not Detected	3000	Not Detected
1,2-Dichloropropane	560	Not Detected	2600	Not Detected
1,4-Dioxane	2200	Not Detected	8100	Not Detected
Bromodichloromethane	560	Not Detected	3800	Not Detected
cis-1,3-Dichloropropene	560	Not Detected	2500	Not Detected
4-Methyl-2-pentanone	560	Not Detected	2300	Not Detected
Toluene	560	540 J	2100	2000 J
trans-1,3-Dichloropropene	560	Not Detected	2500	Not Detected
1,1,2-Trichloroethane	560	Not Detected	3000	Not Detected
Tetrachloroethene	560	Not Detected	3800	Not Detected

Air Toxics LTD.
Laboratory Services Since 1989

Client Sample ID: VMP-2-22-110711

Lab ID#: 1111225AR1-01A

EPA METHOD TO-15 GC/MS FULL SCAN

File Name:	**2111719r1**	**Date of Collection:**	**11/7/11 11:29:00 AM**
Dil. Factor:	**1120**	**Date of Analysis:**	**11/18/11 09:09 PM**

Compound	Rpt. Limit (ppbv)	Amount (ppbv)	Rpt. Limit (ug/m3)	Amount (ug/m3)
2-Hexanone	2200	Not Detected	9200	Not Detected
Dibromochloromethane	560	Not Detected	4800	Not Detected
1,2-Dibromoethane (EDB)	560	Not Detected	4300	Not Detected
Chlorobenzene	560	Not Detected	2600	Not Detected
Ethyl Benzene	560	Not Detected	2400	Not Detected
m,p-Xylene	560	Not Detected	2400	Not Detected
o-Xylene	560	Not Detected	2400	Not Detected
Styrene	560	Not Detected	2400	Not Detected
Bromoform	560	Not Detected	5800	Not Detected
Cumene	560	Not Detected	2800	Not Detected
1,1,2,2-Tetrachloroethane	560	Not Detected	3800	Not Detected
Propylbenzene	560	Not Detected	2800	Not Detected
4-Ethyltoluene	560	Not Detected	2800	Not Detected
1,3,5-Trimethylbenzene	560	Not Detected	2800	Not Detected
1,2,4-Trimethylbenzene	560	Not Detected	2800	Not Detected
1,3-Dichlorobenzene	560	Not Detected	3400	Not Detected
1,4-Dichlorobenzene	560	Not Detected	3400	Not Detected
alpha-Chlorotoluene	560	Not Detected	2900	Not Detected
1,2-Dichlorobenzene	560	Not Detected	3400	Not Detected
1,2,4-Trichlorobenzene	2200	Not Detected	17000	Not Detected
Hexachlorobutadiene	2200	Not Detected	24000	Not Detected
Butane	2200	95000	5300	220000
Isopentane	2200	190000	6600	560000

J = Estimated value.

Container Type: 1 Liter Summa Canister

Surrogates	%Recovery	Method Limits
Toluene-d8	116	70-130
1,2-Dichloroethane-d4	95	70-130
4-Bromofluorobenzene	107	70-130

*Do not use this data. Use all other data

Air Toxics LTD.
Laboratory Services Since 1989

Client Sample ID: VMP-2-22-110711

Lab ID#: 1111225AR1-01B

EPA METHOD TO-15 GC/MS FULL SCAN

File Name:	**2111718r1**	**Date of Collection:**	**11/7/11 11:29:00 AM**
Dil. Factor:	**747**	**Date of Analysis:**	**11/18/11 08:25 PM**

Compound	Rpt. Limit (ppbv)	Amount (ppbv)	Rpt. Limit (ug/m3)	Amount (ug/m3)
Freon 12	370	Not Detected UJ	1800	Not Detected UJ
Freon 114	370	Not Detected	2600	Not Detected
Chloromethane	1500	Not Detected	3100	Not Detected
Vinyl Chloride	370	Not Detected	950	Not Detected
1,3-Butadiene	370	Not Detected	830	Not Detected
Bromomethane	370	Not Detected	1400	Not Detected
Chloroethane	1500	Not Detected	3900	Not Detected
Freon 11	370	Not Detected UJ	2100	Not Detected UJ
Ethanol	1500	360 J	2800	680 J
Freon 113	370	Not Detected	2900	Not Detected
1,1-Dichloroethene	370	Not Detected	1500	Not Detected
Acetone	1500	12000 J	3500	29000 J
2-Propanol	1500	Not Detected	3700	Not Detected
Carbon Disulfide	1500	Not Detected	4600	Not Detected
3-Chloropropene	1500	Not Detected	4700	Not Detected
Methylene Chloride	370	Not Detected	1300	Not Detected
Methyl tert-butyl ether	370	Not Detected	1300	Not Detected
trans-1,2-Dichloroethene	370	Not Detected	1500	Not Detected
Hexane	370	130 J	1300	470 J
1,1-Dichloroethane	370	Not Detected	1500	Not Detected
2-Butanone (Methyl Ethyl Ketone)	1500	130 J	4400	370 J
cis-1,2-Dichloroethene	370	Not Detected	1500	Not Detected
Tetrahydrofuran	370	Not Detected	1100	Not Detected
Chloroform	370	Not Detected	1800	Not Detected
1,1,1-Trichloroethane	370	Not Detected	2000	Not Detected
Cyclohexane	370	320 J	1300	1100 J
Carbon Tetrachloride	370	Not Detected	2400	Not Detected
2,2,4-Trimethylpentane	370	26000	1700	120000
Benzene	370	74 J	1200	240 J
1,2-Dichloroethane	370	100 J	1500	420 J
Heptane	370	Not Detected	1500	Not Detected
Trichloroethene	370	Not Detected	2000	Not Detected
1,2-Dichloropropane	370	Not Detected	1700	Not Detected
1,4-Dioxane	1500	Not Detected	5400	Not Detected
Bromodichloromethane	370	Not Detected	2500	Not Detected
cis-1,3-Dichloropropene	370	Not Detected	1700	Not Detected
4-Methyl-2-pentanone	370	Not Detected	1500	Not Detected
Toluene	370	370	1400	1400
trans-1,3-Dichloropropene	370	Not Detected	1700	Not Detected
1,1,2-Trichloroethane	370	Not Detected	2000	Not Detected
Tetrachloroethene	370	120 J	2500	810 J

Air Toxics LTD.
Laboratory Services Since 1989

Client Sample ID: VMP-2-22-110711

Lab ID#: 1111225AR1-01B

EPA METHOD TO-15 GC/MS FULL SCAN

File Name:	**2111718r1**	**Date of Collection:**	**11/7/11 11:29:00 AM**
Dil. Factor:	747	**Date of Analysis:**	**11/18/11 08:25 PM**

Compound	Rpt. Limit (ppbv)	Amount (ppbv)	Rpt. Limit (ug/m3)	Amount (ug/m3)
2-Hexanone	1500	Not Detected	6100	Not Detected
Dibromochloromethane	370	Not Detected	3200	Not Detected
1,2-Dibromoethane (EDB)	370	Not Detected	2900	Not Detected
Chlorobenzene	370	Not Detected	1700	Not Detected
Ethyl Benzene	370	Not Detected	1600	Not Detected
m,p-Xylene	370	Not Detected	1600	Not Detected
o-Xylene	370	Not Detected	1600	Not Detected
Styrene	370	Not Detected	1600	Not Detected
Bromoform	370	Not Detected	3900	Not Detected
Cumene	370	Not Detected	1800	Not Detected
1,1,2,2-Tetrachloroethane	370	Not Detected	2600	Not Detected
Propylbenzene	370	Not Detected	1800	Not Detected
4-Ethyltoluene	370	Not Detected	1800	Not Detected
1,3,5-Trimethylbenzene	370	Not Detected	1800	Not Detected
1,2,4-Trimethylbenzene	370	Not Detected	1800	Not Detected
1,3-Dichlorobenzene	370	Not Detected	2200	Not Detected
1,4-Dichlorobenzene	370	Not Detected	2200	Not Detected
alpha-Chlorotoluene	370	Not Detected	1900	Not Detected
1,2-Dichlorobenzene	370	Not Detected	2200	Not Detected
1,2,4-Trichlorobenzene	1500	Not Detected	11000	Not Detected
Hexachlorobutadiene	1500	Not Detected	16000	Not Detected
Butane	1500	96000	3600	230000
~~Isopentane~~	~~1500~~	~~180000 E~~	~~4400~~	~~540000 E~~

J = Estimated value.
E = Exceeds instrument calibration range.
Container Type: 1 Liter Summa Canister

Surrogates	%Recovery	Method Limits
Toluene-d8	111	70-130
1,2-Dichloroethane-d4	92	70-130
4-Bromofluorobenzene	96	70-130

Air Toxics LTD.
Laboratory Services Since 1989

*Use these results only. All other data was reported from the 4380x dilution analysis.

Client Sample ID: VMP-3-31.5-110811

Lab ID#: 1111225AR1-02A

EPA METHOD TO-15 GC/MS FULL SCAN

File Name:	2112110	Date of Collection:	11/8/11 3:35:00 PM
Dil. Factor:	8750	Date of Analysis:	11/21/11 01:53 PM

Compound	Rpt. Limit (ppbv)	Amount (ppbv)	Rpt. Limit (ug/m3)	Amount (ug/m3)
Freon 12	4400	Not Detected	22000	Not Detected
Freon 114	4400	Not Detected	30000	Not Detected
Chloromethane	18000	Not Detected	36000	Not Detected
Vinyl Chloride	4400	Not Detected	11000	Not Detected
1,3-Butadiene	4400	Not Detected	9700	Not Detected
Bromomethane	4400	Not Detected	17000	Not Detected
Chloroethane	18000	Not Detected	46000	Not Detected
Freon 11	4400	Not Detected	24000	Not Detected
Ethanol	18000	Not Detected	33000	Not Detected
Freon 113	4400	Not Detected	34000	Not Detected
1,1-Dichloroethene	4400	Not Detected	17000	Not Detected
Acetone	18000	77000	42000	180000
2-Propanol	18000	Not Detected	43000	Not Detected
Carbon Disulfide	18000	Not Detected	54000	Not Detected
3-Chloropropene	18000	Not Detected	55000	Not Detected
Methylene Chloride	4400	Not Detected	15000	Not Detected
Methyl tert-butyl ether	4400	Not Detected	16000	Not Detected
trans-1,2-Dichloroethene	4400	Not Detected	17000	Not Detected
Hexane	4400	190000	15000	660000
1,1-Dichloroethane	4400	Not Detected	18000	Not Detected
2-Butanone (Methyl Ethyl Ketone)	18000	1800 J	52000	5300 J
cis-1,2-Dichloroethene	4400	Not Detected	17000	Not Detected
Tetrahydrofuran	4400	Not Detected	13000	Not Detected
Chloroform	4400	Not Detected	21000	Not Detected
1,1,1-Trichloroethane	4400	Not Detected	24000	Not Detected
Cyclohexane	4400	11000	15000	39000
Carbon Tetrachloride	4400	Not Detected	28000	Not Detected
2,2,4-Trimethylpentane	4400	130000	20000	610000
Benzene	4400	1800 J	14000	5900 J
1,2-Dichloroethane	4400	1900 J	18000	7600 J
Heptane	4400	11000	18000	45000
Trichloroethene	4400	Not Detected	24000	Not Detected
1,2-Dichloropropane	4400	Not Detected	20000	Not Detected
1,4-Dioxane	18000	Not Detected	63000	Not Detected
Bromodichloromethane	4400	Not Detected	29000	Not Detected
cis-1,3-Dichloropropene	4400	Not Detected	20000	Not Detected
4-Methyl-2-pentanone	4400	Not Detected	18000	Not Detected
Toluene	4400	6000	16000	23000
trans-1,3-Dichloropropene	4400	Not Detected	20000	Not Detected
1,1,2-Trichloroethane	4400	Not Detected	24000	Not Detected
Tetrachloroethene	4400	Not Detected	30000	Not Detected

Air Toxics LTD.
Laboratory Services Since 1989

Client Sample ID: VMP-3-31.5-110811

Lab ID#: 1111225AR1-02A

EPA METHOD TO-15 GC/MS FULL SCAN

File Name:	**2112110**	**Date of Collection:**	**11/8/11 3:35:00 PM**
Dil. Factor:	**8750**	**Date of Analysis:**	**11/21/11 01:53 PM**

Compound	Rpt. Limit (ppbv)	Amount (ppbv)	Rpt. Limit (ug/m3)	Amount (ug/m3)
2-Hexanone	18000	Not Detected	72000	Not Detected
Dibromochloromethane	4400	Not Detected	37000	Not Detected
1,2-Dibromoethane (EDB)	4400	Not Detected	34000	Not Detected
Chlorobenzene	4400	Not Detected	20000	Not Detected
Ethyl Benzene	4400	Not Detected	19000	Not Detected
m,p-Xylene	4400	Not Detected	19000	Not Detected
o-Xylene	4400	Not Detected	19000	Not Detected
Styrene	4400	Not Detected	19000	Not Detected
Bromoform	4400	Not Detected	45000	Not Detected
Cumene	4400	Not Detected	22000	Not Detected
1,1,2,2-Tetrachloroethane	4400	Not Detected	30000	Not Detected
Propylbenzene	4400	Not Detected	22000	Not Detected
4-Ethyltoluene	4400	Not Detected	22000	Not Detected
1,3,5-Trimethylbenzene	4400	Not Detected	22000	Not Detected
1,2,4-Trimethylbenzene	4400	Not Detected	22000	Not Detected
1,3-Dichlorobenzene	4400	Not Detected	26000	Not Detected
1,4-Dichlorobenzene	4400	Not Detected	26000	Not Detected
alpha-Chlorotoluene	4400	Not Detected	23000	Not Detected
1,2-Dichlorobenzene	4400	Not Detected	26000	Not Detected
1,2,4-Trichlorobenzene	18000	Not Detected	130000	Not Detected
Hexachlorobutadiene	18000	Not Detected	190000	Not Detected
* Butane	18000	1400000	42000	3300000
Isopentane	18000	1100000	52000	3200000

J = Estimated value.

Container Type: 1 Liter Summa Canister

Surrogates	%Recovery	Method Limits
Toluene-d8	109	70-130
1,2-Dichloroethane-d4	98	70-130
4-Bromofluorobenzene	108	70-130

Air Toxics LTD.
Laboratory Services Since 1989

*Do not use this data. Use all other data.

Client Sample ID: VMP-3-31.5-110811

Lab ID#: 1111225AR1-02B

EPA METHOD TO-15 GC/MS FULL SCAN

File Name:	**2112109**	**Date of Collection:**	**11/8/11 3:35:00 PM**
Dil. Factor:	**4380**	**Date of Analysis:**	**11/21/11 01:18 PM**

Compound	Rpt. Limit (ppbv)	Amount (ppbv)	Rpt. Limit (ug/m3)	Amount (ug/m3)
Freon 12	2200	Not Detected	11000	Not Detected
Freon 114	2200	Not Detected	15000	Not Detected
Chloromethane	8800	Not Detected	18000	Not Detected
Vinyl Chloride	2200	Not Detected	5600	Not Detected
1,3-Butadiene	2200	Not Detected	4800	Not Detected
Bromomethane	2200	Not Detected	8500	Not Detected
Chloroethane	8800	Not Detected	23000	Not Detected
Freon 11	2200	Not Detected	12000	Not Detected
Ethanol	8800	3000 J	16000	5700 J
Freon 113	2200	Not Detected	17000	Not Detected
1,1-Dichloroethene	2200	Not Detected	8700	Not Detected
Acetone	8800	77000 J	21000	180000 J
2-Propanol	8800	Not Detected	22000	Not Detected
Carbon Disulfide	8800	4300 J	27000	13000 J
3-Chloropropene	8800	Not Detected	27000	Not Detected
Methylene Chloride	2200	Not Detected	7600	Not Detected
Methyl tert-butyl ether	2200	Not Detected	7900	Not Detected
trans-1,2-Dichloroethene	2200	Not Detected	8700	Not Detected
Hexane	2200	200000	7700	720000
1,1-Dichloroethane	2200	Not Detected	8900	Not Detected
2-Butanone (Methyl Ethyl Ketone)	8800	1700 J	26000	5000 J
cis-1,2-Dichloroethene	2200	Not Detected	8700	Not Detected
Tetrahydrofuran	2200	Not Detected	6400	Not Detected
Chloroform	2200	Not Detected	11000	Not Detected
1,1,1-Trichloroethane	2200	Not Detected	12000	Not Detected
Cyclohexane	2200	14000	7500	49000
Carbon Tetrachloride	2200	Not Detected	14000	Not Detected
2,2,4-Trimethylpentane	2200	140000	10000	650000
Benzene	2200	1800 J	7000	5900 J
1,2-Dichloroethane	2200	1700 J	8900	6900 J
Heptane	2200	13000	9000	55000
Trichloroethene	2200	Not Detected	12000	Not Detected
1,2-Dichloropropane	2200	Not Detected	10000	Not Detected
1,4-Dioxane	8800	Not Detected	32000	Not Detected
Bromodichloromethane	2200	Not Detected	15000	Not Detected
cis-1,3-Dichloropropene	2200	Not Detected	9900	Not Detected
4-Methyl-2-pentanone	2200	Not Detected	9000	Not Detected
Toluene	2200	6200	8200	23000
trans-1,3-Dichloropropene	2200	Not Detected	9900	Not Detected
1,1,2-Trichloroethane	2200	Not Detected	12000	Not Detected
Tetrachloroethene	2200	Not Detected	15000	Not Detected

Air Toxics LTD.
Laboratory Services Since 1989

Client Sample ID: VMP-3-31.5-110811

Lab ID#: 1111225AR1-02B

EPA METHOD TO-15 GC/MS FULL SCAN

File Name:	**2112109**	**Date of Collection:**	**11/8/11 3:35:00 PM**
Dil. Factor:	**4380**	**Date of Analysis:**	**11/21/11 01:18 PM**

Compound	Rpt. Limit (ppbv)	Amount (ppbv)	Rpt. Limit (ug/m3)	Amount (ug/m3)
2-Hexanone	8800	Not Detected	36000	Not Detected
Dibromochloromethane	2200	Not Detected	19000	Not Detected
1,2-Dibromoethane (EDB)	2200	Not Detected	17000	Not Detected
Chlorobenzene	2200	Not Detected	10000	Not Detected
Ethyl Benzene	2200	Not Detected	9500	Not Detected
m,p-Xylene	2200	430 J	9500	1800 J
o-Xylene	2200	Not Detected	9500	Not Detected
Styrene	2200	Not Detected	9300	Not Detected
Bromoform	2200	Not Detected	23000	Not Detected
Cumene	2200	Not Detected	11000	Not Detected
1,1,2,2-Tetrachloroethane	2200	Not Detected	15000	Not Detected
Propylbenzene	2200	Not Detected	11000	Not Detected
4-Ethyltoluene	2200	Not Detected	11000	Not Detected
1,3,5-Trimethylbenzene	2200	Not Detected	11000	Not Detected
1,2,4-Trimethylbenzene	2200	Not Detected	11000	Not Detected
1,3-Dichlorobenzene	2200	Not Detected	13000	Not Detected
1,4-Dichlorobenzene	2200	Not Detected	13000	Not Detected
alpha-Chlorotoluene	2200	Not Detected	11000	Not Detected
1,2-Dichlorobenzene	2200	Not Detected	13000	Not Detected
1,2,4-Trichlorobenzene	8800	Not Detected	65000	Not Detected
Hexachlorobutadiene	8800	Not Detected	93000	Not Detected
~~Butane~~	~~8800~~	~~1400000 E~~	~~21000~~	~~3300000 E~~
~~Isopentane~~	~~8800~~	~~1100000 E~~	~~26000~~	~~3300000 E~~

J = Estimated value.
E = Exceeds instrument calibration range.
Container Type: 1 Liter Summa Canister

Surrogates	%Recovery	Method Limits
Toluene-d8	107	70-130
1,2-Dichloroethane-d4	100	70-130
4-Bromofluorobenzene	102	70-130

Air Toxics LTD.
Laboratory Services Since 1989

*Use these results only. All other data was reported from the 438x dilution analysis.

Client Sample ID: VMP-4-12-110911

Lab ID#: 1111225AR1-03A

EPA METHOD TO-15 GC/MS FULL SCAN

File Name:	**2111717**	**Date of Collection:**	**11/9/11 10:11:00 AM**
Dil. Factor:	**700**	**Date of Analysis:**	**11/18/11 07:03 PM**

Compound	Rpt. Limit (ppbv)	Amount (ppbv)	Rpt. Limit (ug/m3)	Amount (ug/m3)
Freon 12	350	Not Detected	1700	Not Detected
Freon 114	350	Not Detected	2400	Not Detected
Chloromethane	1400	Not Detected	2900	Not Detected
Vinyl Chloride	350	Not Detected	890	Not Detected
1,3-Butadiene	350	Not Detected	770	Not Detected
Bromomethane	350	Not Detected	1400	Not Detected
Chloroethane	1400	Not Detected	3700	Not Detected
Freon 11	350	Not Detected	2000	Not Detected
Ethanol	1400	Not Detected	2600	Not Detected
Freon 113	350	Not Detected	2700	Not Detected
1,1-Dichloroethene	350	Not Detected	1400	Not Detected
Acetone	1400	5700	3300	13000
2-Propanol	1400	Not Detected	3400	Not Detected
Carbon Disulfide	1400	Not Detected	4400	Not Detected
3-Chloropropene	1400	Not Detected	4400	Not Detected
Methylene Chloride	350	Not Detected	1200	Not Detected
Methyl tert-butyl ether	350	Not Detected	1300	Not Detected
trans-1,2-Dichloroethene	350	Not Detected	1400	Not Detected
Hexane	350	2500	1200	8900
1,1-Dichloroethane	350	Not Detected	1400	Not Detected
2-Butanone (Methyl Ethyl Ketone)	1400	Not Detected	4100	Not Detected
cis-1,2-Dichloroethene	350	Not Detected	1400	Not Detected
Tetrahydrofuran	350	Not Detected	1000	Not Detected
Chloroform	350	Not Detected	1700	Not Detected
1,1,1-Trichloroethane	350	Not Detected	1900	Not Detected
Cyclohexane	350	3500	1200	12000
Carbon Tetrachloride	350	Not Detected	2200	Not Detected
2,2,4-Trimethylpentane	350	12000	1600	56000
Benzene	350	110 J	1100	340 J
1,2-Dichloroethane	350	Not Detected	1400	Not Detected
Heptane	350	370	1400	1500
Trichloroethene	350	Not Detected	1900	Not Detected
1,2-Dichloropropane	350	Not Detected	1600	Not Detected
1,4-Dioxane	1400	Not Detected	5000	Not Detected
Bromodichloromethane	350	Not Detected	2300	Not Detected
cis-1,3-Dichloropropene	350	Not Detected	1600	Not Detected
4-Methyl-2-pentanone	350	Not Detected	1400	Not Detected
Toluene	350	Not Detected	1300	Not Detected
trans-1,3-Dichloropropene	350	Not Detected	1600	Not Detected
1,1,2-Trichloroethane	350	Not Detected	1900	Not Detected
Tetrachloroethene	350	Not Detected	2400	Not Detected

Air Toxics LTD.
Laboratory Services Since 1989

Client Sample ID: VMP-4-12-110911

Lab ID#: 1111225AR1-03A

EPA METHOD TO-15 GC/MS FULL SCAN

File Name:	**2111717**	**Date of Collection:**	**11/9/11 10:11:00 AM**
Dil. Factor:	**700**	**Date of Analysis:**	**11/18/11 07:03 PM**

Compound	Rpt. Limit (ppbv)	Amount (ppbv)	Rpt. Limit (ug/m3)	Amount (ug/m3)
2-Hexanone	1400	Not Detected	5700	Not Detected
Dibromochloromethane	350	Not Detected	3000	Not Detected
1,2-Dibromoethane (EDB)	350	Not Detected	2700	Not Detected
Chlorobenzene	350	Not Detected	1600	Not Detected
Ethyl Benzene	350	Not Detected	1500	Not Detected
m,p-Xylene	350	Not Detected	1500	Not Detected
o-Xylene	350	Not Detected	1500	Not Detected
Styrene	350	Not Detected	1500	Not Detected
Bromoform	350	Not Detected	3600	Not Detected
Cumene	350	Not Detected	1700	Not Detected
1,1,2,2-Tetrachloroethane	350	Not Detected	2400	Not Detected
Propylbenzene	350	Not Detected	1700	Not Detected
4-Ethyltoluene	350	Not Detected	1700	Not Detected
1,3,5-Trimethylbenzene	350	Not Detected	1700	Not Detected
1,2,4-Trimethylbenzene	350	Not Detected	1700	Not Detected
1,3-Dichlorobenzene	350	Not Detected	2100	Not Detected
1,4-Dichlorobenzene	350	Not Detected	2100	Not Detected
alpha-Chlorotoluene	350	Not Detected	1800	Not Detected
1,2-Dichlorobenzene	350	Not Detected	2100	Not Detected
1,2,4-Trichlorobenzene	1400	Not Detected	10000	Not Detected
Hexachlorobutadiene	1400	Not Detected	15000	Not Detected
Butane	1400	38000	3300	90000
Isopentane	1400	90000	4100	260000

J = Estimated value.

Container Type: 1 Liter Summa Canister

Surrogates	%Recovery	Method Limits
Toluene-d8	103	70-130
1,2-Dichloroethane-d4	95	70-130
4-Bromofluorobenzene	95	70-130

Air Toxics LTD.
Laboratory Services Since 1989

*Do not use this data. Use all other data.

Client Sample ID: VMP-4-12-110911

Lab ID#: 1111225AR1-03B

EPA METHOD TO-15 GC/MS FULL SCAN

File Name:	**2111716**	**Date of Collection:**	**11/9/11 10:11:00 AM**
Dil. Factor:	**438**	**Date of Analysis:**	**11/18/11 05:59 PM**

Compound	Rpt. Limit (ppbv)	Amount (ppbv)	Rpt. Limit (ug/m3)	Amount (ug/m3)
Freon 12	220	Not Detected UJ	1100	Not Detected UJ
Freon 114	220	Not Detected	1500	Not Detected
Chloromethane	880	Not Detected	1800	Not Detected
Vinyl Chloride	220	Not Detected	560	Not Detected
1,3-Butadiene	220	Not Detected	480	Not Detected
Bromomethane	220	Not Detected	850	Not Detected
Chloroethane	880	Not Detected	2300	Not Detected
Freon 11	220	Not Detected UJ	1200	Not Detected UJ
Ethanol	880	Not Detected	1600	Not Detected
Freon 113	220	Not Detected	1700	Not Detected
1,1-Dichloroethene	220	Not Detected	870	Not Detected
Acetone	880	6400 J	2100	15000 J
2-Propanol	880	Not Detected	2200	Not Detected
Carbon Disulfide	880	Not Detected	2700	Not Detected
3-Chloropropene	880	Not Detected	2700	Not Detected
Methylene Chloride	220	Not Detected	760	Not Detected
Methyl tert-butyl ether	220	Not Detected	790	Not Detected
trans-1,2-Dichloroethene	220	Not Detected	870	Not Detected
Hexane	220	3100	770	11000
1,1-Dichloroethane	220	Not Detected	890	Not Detected
2-Butanone (Methyl Ethyl Ketone)	880	Not Detected	2600	Not Detected
cis-1,2-Dichloroethene	220	Not Detected	870	Not Detected
Tetrahydrofuran	220	Not Detected	640	Not Detected
Chloroform	220	Not Detected	1100	Not Detected
1,1,1-Trichloroethane	220	Not Detected	1200	Not Detected
Cyclohexane	220	4500	750	16000
Carbon Tetrachloride	220	Not Detected	1400	Not Detected
2,2,4-Trimethylpentane	220	14000	1000	64000
Benzene	220	140 J	700	460 J
1,2-Dichloroethane	220	Not Detected	890	Not Detected
Heptane	220	400	900	1600
Trichloroethene	220	Not Detected	1200	Not Detected
1,2-Dichloropropane	220	Not Detected	1000	Not Detected
1,4-Dioxane	880	Not Detected	3200	Not Detected
Bromodichloromethane	220	Not Detected	1500	Not Detected
cis-1,3-Dichloropropene	220	Not Detected	990	Not Detected
4-Methyl-2-pentanone	220	Not Detected	900	Not Detected
Toluene	220	Not Detected	820	Not Detected
trans-1,3-Dichloropropene	220	Not Detected	990	Not Detected
1,1,2-Trichloroethane	220	Not Detected	1200	Not Detected
Tetrachloroethene	220	Not Detected	1500	Not Detected

Air Toxics LTD.
Laboratory Services Since 1989

Client Sample ID: VMP-4-12-110911

Lab ID#: 1111225AR1-03B

EPA METHOD TO-15 GC/MS FULL SCAN

File Name:	**2111716**	**Date of Collection:**	**11/9/11 10:11:00 AM**
Dil. Factor:	**438**	**Date of Analysis:**	**11/18/11 05:59 PM**

Compound	Rpt. Limit (ppbv)	Amount (ppbv)	Rpt. Limit (ug/m3)	Amount (ug/m3)
2-Hexanone	880	Not Detected	3600	Not Detected
Dibromochloromethane	220	Not Detected	1900	Not Detected
1,2-Dibromoethane (EDB)	220	Not Detected	1700	Not Detected
Chlorobenzene	220	Not Detected	1000	Not Detected
Ethyl Benzene	220	Not Detected	950	Not Detected
m,p-Xylene	220	Not Detected	950	Not Detected
o-Xylene	220	Not Detected	950	Not Detected
Styrene	220	Not Detected	930	Not Detected
Bromoform	220	Not Detected	2300	Not Detected
Cumene	220	Not Detected	1100	Not Detected
1,1,2,2-Tetrachloroethane	220	Not Detected	1500	Not Detected
Propylbenzene	220	Not Detected	1100	Not Detected
4-Ethyltoluene	220	Not Detected	1100	Not Detected
1,3,5-Trimethylbenzene	220	Not Detected	1100	Not Detected
1,2,4-Trimethylbenzene	220	Not Detected	1100	Not Detected
1,3-Dichlorobenzene	220	Not Detected	1300	Not Detected
1,4-Dichlorobenzene	220	Not Detected	1300	Not Detected
alpha-Chlorotoluene	220	Not Detected	1100	Not Detected
1,2-Dichlorobenzene	220	Not Detected	1300	Not Detected
1,2,4-Trichlorobenzene	880	Not Detected	6500	Not Detected
Hexachlorobutadiene	880	Not Detected	9300	Not Detected
Butane	880	44000	2100	100000
~~Isopentane~~	~~880~~	~~100000 E~~	~~2600~~	~~300000 E~~

J = Estimated value.
E = Exceeds instrument calibration range.
Container Type: 1 Liter Summa Canister

Surrogates	%Recovery	Method Limits
Toluene-d8	103	70-130
1,2-Dichloroethane-d4	98	70-130
4-Bromofluorobenzene	89	70-130

Air Toxics LTD.
Laboratory Services Since 1989

*Use these results only. All other data was reported from the 8400x dilution analysis

Client Sample ID: VMP-4-23.5-110911

Lab ID#: 1111225AR1-04A

EPA METHOD TO-15 GC/MS FULL SCAN

File Name:	2112113	Date of Collection:	11/9/11 12:38:00 PM
Dil. Factor:	84000	Date of Analysis:	11/21/11 04:27 PM

Compound	Rpt. Limit (ppbv)	Amount (ppbv)	Rpt. Limit (ug/m3)	Amount (ug/m3)
Freon 12	42000	Not Detected	210000	Not Detected
Freon 114	42000	Not Detected	290000	Not Detected
Chloromethane	170000	Not Detected	350000	Not Detected
Vinyl Chloride	42000	Not Detected	110000	Not Detected
1,3-Butadiene	42000	Not Detected	93000	Not Detected
Bromomethane	42000	Not Detected	160000	Not Detected
Chloroethane	170000	Not Detected	440000	Not Detected
Freon 11	42000	Not Detected	240000	Not Detected
Ethanol	170000	Not Detected	320000	Not Detected
Freon 113	42000	Not Detected	320000	Not Detected
1,1-Dichloroethene	42000	Not Detected	170000	Not Detected
Acetone	170000	820000	400000	1900000
2-Propanol	170000	Not Detected	410000	Not Detected
Carbon Disulfide	170000	Not Detected	520000	Not Detected
3-Chloropropene	170000	Not Detected	520000	Not Detected
Methylene Chloride	42000	Not Detected	140000	Not Detected
Methyl tert-butyl ether	42000	Not Detected	150000	Not Detected
trans-1,2-Dichloroethene	42000	Not Detected	170000	Not Detected
* Hexane	42000	1800000	150000	6200000
1,1-Dichloroethane	42000	Not Detected	170000	Not Detected
2-Butanone (Methyl Ethyl Ketone)	170000	Not Detected	500000	Not Detected
cis-1,2-Dichloroethene	42000	Not Detected	170000	Not Detected
Tetrahydrofuran	42000	Not Detected	120000	Not Detected
Chloroform	42000	Not Detected	200000	Not Detected
1,1,1-Trichloroethane	42000	Not Detected	230000	Not Detected
Cyclohexane	42000	180000	140000	630000
Carbon Tetrachloride	42000	Not Detected	260000	Not Detected
2,2,4-Trimethylpentane	42000	260000	200000	1200000
Benzene	42000	28000 J	130000	90000 J
1,2-Dichloroethane	42000	Not Detected	170000	Not Detected
Heptane	42000	130000	170000	550000
Trichloroethene	42000	Not Detected	220000	Not Detected
1,2-Dichloropropane	42000	Not Detected	190000	Not Detected
1,4-Dioxane	170000	Not Detected	600000	Not Detected
Bromodichloromethane	42000	Not Detected	280000	Not Detected
cis-1,3-Dichloropropene	42000	Not Detected	190000	Not Detected
4-Methyl-2-pentanone	42000	Not Detected	170000	Not Detected
Toluene	42000	12000 J	160000	46000 J
trans-1,3-Dichloropropene	42000	Not Detected	190000	Not Detected
1,1,2-Trichloroethane	42000	Not Detected	230000	Not Detected
Tetrachloroethene	42000	Not Detected	280000	Not Detected

Air Toxics LTD.
Laboratory Services Since 1989

Client Sample ID: VMP-4-23.5-110911

Lab ID#: I111225AR1-04A

EPA METHOD TO-15 GC/MS FULL SCAN

File Name:	**2112113**	**Date of Collection:**	**11/9/11 12:38:00 PM**
Dil. Factor:	**84000**	**Date of Analysis:**	**11/21/11 04:27 PM**

Compound	Rpt. Limit (ppbv)	Amount (ppbv)	Rpt. Limit (ug/m3)	Amount (ug/m3)
2-Hexanone	170000	Not Detected	690000	Not Detected
Dibromochloromethane	42000	Not Detected	360000	Not Detected
1,2-Dibromoethane (EDB)	42000	Not Detected	320000	Not Detected
Chlorobenzene	42000	Not Detected	190000	Not Detected
Ethyl Benzene	42000	Not Detected	180000	Not Detected
m,p-Xylene	42000	Not Detected	180000	Not Detected
o-Xylene	42000	Not Detected	180000	Not Detected
Styrene	42000	Not Detected	180000	Not Detected
Bromoform	42000	Not Detected	430000	Not Detected
Cumene	42000	Not Detected	210000	Not Detected
1,1,2,2-Tetrachloroethane	42000	Not Detected	290000	Not Detected
Propylbenzene	42000	Not Detected	210000	Not Detected
4-Ethyltoluene	42000	Not Detected	210000	Not Detected
1,3,5-Trimethylbenzene	42000	Not Detected	210000	Not Detected
1,2,4-Trimethylbenzene	42000	Not Detected	210000	Not Detected
1,3-Dichlorobenzene	42000	Not Detected	250000	Not Detected
1,4-Dichlorobenzene	42000	Not Detected	250000	Not Detected
alpha-Chlorotoluene	42000	Not Detected	220000	Not Detected
1,2-Dichlorobenzene	42000	Not Detected	250000	Not Detected
1,2,4-Trichlorobenzene	170000	Not Detected	1200000	Not Detected
Hexachlorobutadiene	170000	Not Detected	1800000	Not Detected
* Butane	170000	10000000	400000	25000000
Isopentane	170000	12000000	500000	37000000

J = Estimated value.

Container Type: 1 Liter Summa Canister

Surrogates	%Recovery	Method Limits
Toluene-d8	94	70-130
1,2-Dichloroethane-d4	96	70-130
4-Bromofluorobenzene	93	70-130

Air Toxics LTD.
Laboratory Services Since 1989

*Do not use this data. Use all other data.

Client Sample ID: VMP-4-23.5-110911

Lab ID#: 1111225AR1-04B

EPA METHOD TO-15 GC/MS FULL SCAN

File Name:	**2112111**	**Date of Collection:**	**11/9/11 12:38:00 PM**
Dil. Factor:	**8400**	**Date of Analysis:**	**11/21/11 02:38 PM**

Compound	Rpt. Limit (ppbv)	Amount (ppbv)	Rpt. Limit (ug/m3)	Amount (ug/m3)
Freon 12	4200	Not Detected	21000	Not Detected
Freon 114	4200	Not Detected	29000	Not Detected
Chloromethane	17000	Not Detected	35000	Not Detected
Vinyl Chloride	4200	Not Detected	11000	Not Detected
1,3-Butadiene	4200	Not Detected	9300	Not Detected
Bromomethane	4200	Not Detected	16000	Not Detected
Chloroethane	17000	Not Detected	44000	Not Detected
Freon 11	4200	Not Detected	24000	Not Detected
Ethanol	17000	Not Detected	32000	Not Detected
Freon 113	4200	Not Detected	32000	Not Detected
1,1-Dichloroethene	4200	Not Detected	17000	Not Detected
Acetone	17000	770000 J	40000	1800000 J
2-Propanol	17000	Not Detected	41000	Not Detected
Carbon Disulfide	17000	Not Detected	52000	Not Detected
3-Chloropropene	17000	Not Detected	52000	Not Detected
Methylene Chloride	4200	Not Detected	14000	Not Detected
Methyl tert-butyl ether	4200	Not Detected	15000	Not Detected
trans-1,2-Dichloroethene	4200	Not Detected	17000	Not Detected
* ~~Hexane~~	~~4200~~	~~1000000 E~~	~~15000~~	~~6700000 E~~
1,1-Dichloroethane	4200	Not Detected	17000	Not Detected
2-Butanone (Methyl Ethyl Ketone)	17000	Not Detected	50000	Not Detected
cis-1,2-Dichloroethene	4200	Not Detected	17000	Not Detected
Tetrahydrofuran	4200	Not Detected	12000	Not Detected
Chloroform	4200	Not Detected	20000	Not Detected
1,1,1-Trichloroethane	4200	Not Detected	23000	Not Detected
Cyclohexane	4200	270000	14000	940000
Carbon Tetrachloride	4200	Not Detected	26000	Not Detected
2,2,4-Trimethylpentane	4200	320000	20000	1500000
Benzene	4200	28000	13000	89000
1,2-Dichloroethane	4200	3200 J	17000	13000 J
Heptane	4200	180000	17000	740000
Trichloroethene	4200	Not Detected	22000	Not Detected
1,2-Dichloropropane	4200	Not Detected	19000	Not Detected
1,4-Dioxane	17000	Not Detected	60000	Not Detected
Bromodichloromethane	4200	Not Detected	28000	Not Detected
cis-1,3-Dichloropropene	4200	Not Detected	19000	Not Detected
4-Methyl-2-pentanone	4200	Not Detected	17000	Not Detected
Toluene	4200	12000	16000	44000
trans-1,3-Dichloropropene	4200	Not Detected	19000	Not Detected
1,1,2-Trichloroethane	4200	Not Detected	23000	Not Detected
Tetrachloroethene	4200	Not Detected	28000	Not Detected

Air Toxics LTD.
Laboratory Services Since 1989

Client Sample ID: VMP-4-23.5-110911

Lab ID#: 1111225AR1-04B

EPA METHOD TO-15 GC/MS FULL SCAN

File Name:	**2112111**	**Date of Collection:**	**11/9/11 12:38:00 PM**
Dil. Factor:	**8400**	**Date of Analysis:**	**11/21/11 02:38 PM**

Compound	Rpt. Limit (ppbv)	Amount (ppbv)	Rpt. Limit (ug/m3)	Amount (ug/m3)
2-Hexanone	17000	Not Detected	69000	Not Detected
Dibromochloromethane	4200	Not Detected	36000	Not Detected
1,2-Dibromoethane (EDB)	4200	Not Detected	32000	Not Detected
Chlorobenzene	4200	Not Detected	19000	Not Detected
Ethyl Benzene	4200	920 J	18000	4000 J
m,p-Xylene	4200	960 J	18000	4200 J
o-Xylene	4200	Not Detected	18000	Not Detected
Styrene	4200	Not Detected	18000	Not Detected
Bromoform	4200	Not Detected	43000	Not Detected
Cumene	4200	Not Detected	21000	Not Detected
1,1,2,2-Tetrachloroethane	4200	Not Detected	29000	Not Detected
Propylbenzene	4200	Not Detected	21000	Not Detected
4-Ethyltoluene	4200	Not Detected	21000	Not Detected
1,3,5-Trimethylbenzene	4200	Not Detected	21000	Not Detected
1,2,4-Trimethylbenzene	4200	Not Detected	21000	Not Detected
1,3-Dichlorobenzene	4200	Not Detected	25000	Not Detected
1,4-Dichlorobenzene	4200	Not Detected	25000	Not Detected
alpha-Chlorotoluene	4200	Not Detected	22000	Not Detected
1,2-Dichlorobenzene	4200	Not Detected	25000	Not Detected
1,2,4-Trichlorobenzene	17000	Not Detected	120000	Not Detected
Hexachlorobutadiene	17000	Not Detected	180000	Not Detected
~~Butane~~	~~17000~~	~~9700000 E~~	~~40000~~	~~23000000 E~~
~~Isopentane~~	~~17000~~	~~12000000 E~~	~~50000~~	~~35000000 E~~

E = Exceeds instrument calibration range.
J = Estimated value.
Container Type: 1 Liter Summa Canister

Surrogates	%Recovery	Method Limits
Toluene-d8	99	70-130
1,2-Dichloroethane-d4	98	70-130
4-Bromofluorobenzene	87	70-130

Air Toxics LTD.
Laboratory Services Since 1989

Client Sample ID: VMP-6-31.5-111011

Lab ID#: 1111225AR1-05A

EPA METHOD TO-15 GC/MS FULL SCAN

File Name:	2112116	Date of Collection:	11/10/11 11:12:00 A
Dil. Factor:	4280	Date of Analysis:	11/21/11 06:33 PM

Compound	Rpt. Limit (ppbv)	Amount (ppbv)	Rpt. Limit (ug/m3)	Amount (ug/m3)
Freon 12	2100	Not Detected	10000	Not Detected
Freon 114	2100	Not Detected	15000	Not Detected
Chloromethane	8600	Not Detected	18000	Not Detected
Vinyl Chloride	2100	Not Detected	5500	Not Detected
1,3-Butadiene	2100	Not Detected	4700	Not Detected
Bromomethane	2100	Not Detected	8300	Not Detected
Chloroethane	8600	Not Detected	22000	Not Detected
Freon 11	2100	Not Detected	12000	Not Detected
Ethanol	8600	3300 J	16000	6200 J
Freon 113	2100	Not Detected	16000	Not Detected
1,1-Dichloroethene	2100	Not Detected	8500	Not Detected
Acetone	8600	48000 J	20000	110000 J
2-Propanol	8600	Not Detected	21000	Not Detected
Carbon Disulfide	8600	11000	27000	34000
3-Chloropropene	8600	Not Detected	27000	Not Detected
Methylene Chloride	2100	Not Detected	7400	Not Detected
Methyl tert-butyl ether	2100	Not Detected	7700	Not Detected
trans-1,2-Dichloroethene	2100	Not Detected	8500	Not Detected
Hexane	2100	440000	7500	1500000
1,1-Dichloroethane	2100	Not Detected	8700	Not Detected
2-Butanone (Methyl Ethyl Ketone)	8600	2200 J	25000	6400 J
cis-1,2-Dichloroethene	2100	Not Detected	8500	Not Detected
Tetrahydrofuran	2100	Not Detected	6300	Not Detected
Chloroform	2100	Not Detected	10000	Not Detected
1,1,1-Trichloroethane	2100	Not Detected	12000	Not Detected
Cyclohexane	2100	160000	7400	530000
Carbon Tetrachloride	2100	Not Detected	13000	Not Detected
2,2,4-Trimethylpentane	2100	470000	10000	2200000
Benzene	2100	2700	6800	8800
1,2-Dichloroethane	2100	2600	8700	10000
Heptane	2100	140000	8800	570000
Trichloroethene	2100	Not Detected	12000	Not Detected
1,2-Dichloropropane	2100	Not Detected	9900	Not Detected
1,4-Dioxane	8600	Not Detected	31000	Not Detected
Bromodichloromethane	2100	Not Detected	14000	Not Detected
cis-1,3-Dichloropropene	2100	Not Detected	9700	Not Detected
4-Methyl-2-pentanone	2100	Not Detected	8800	Not Detected
Toluene	2100	5300	8100	20000
trans-1,3-Dichloropropene	2100	Not Detected	9700	Not Detected
1,1,2-Trichloroethane	2100	Not Detected	12000	Not Detected
Tetrachloroethene	2100	Not Detected	14000	Not Detected

Air Toxics LTD.
Laboratory Services Since 1989

Client Sample ID: VMP-6-31.5-111011

Lab ID#: 1111225AR1-05A

EPA METHOD TO-15 GC/MS FULL SCAN

File Name:	**2112116**	**Date of Collection:**	**11/10/11 11:12:00 A**
Dil. Factor:	**4280**	**Date of Analysis:**	**11/21/11 06:33 PM**

Compound	Rpt. Limit (ppbv)	Amount (ppbv)	Rpt. Limit (ug/m3)	Amount (ug/m3)
2-Hexanone	8600	Not Detected	35000	Not Detected
Dibromochloromethane	2100	Not Detected	18000	Not Detected
1,2-Dibromoethane (EDB)	2100	Not Detected	16000	Not Detected
Chlorobenzene	2100	Not Detected	9800	Not Detected
Ethyl Benzene	2100	620 J	9300	2700 J
m,p-Xylene	2100	Not Detected	9300	Not Detected
o-Xylene	2100	Not Detected	9300	Not Detected
Styrene	2100	Not Detected	9100	Not Detected
Bromoform	2100	Not Detected	22000	Not Detected
Cumene	2100	Not Detected	10000	Not Detected
1,1,2,2-Tetrachloroethane	2100	Not Detected	15000	Not Detected
Propylbenzene	2100	Not Detected	10000	Not Detected
4-Ethyltoluene	2100	Not Detected	10000	Not Detected
1,3,5-Trimethylbenzene	2100	Not Detected	10000	Not Detected
1,2,4-Trimethylbenzene	2100	Not Detected	10000	Not Detected
1,3-Dichlorobenzene	2100	Not Detected	13000	Not Detected
1,4-Dichlorobenzene	2100	Not Detected	13000	Not Detected
alpha-Chlorotoluene	2100	Not Detected	11000	Not Detected
1,2-Dichlorobenzene	2100	Not Detected	13000	Not Detected
1,2,4-Trichlorobenzene	8600	Not Detected	64000	Not Detected
Hexachlorobutadiene	8600	Not Detected	91000	Not Detected
Butane	8600	560000	20000	1300000
Isopentane	8600	660000	25000	2000000

J = Estimated value.

Container Type: 1 Liter Summa Canister

Surrogates	%Recovery	Method Limits
Toluene-d8	103	70-130
1,2-Dichloroethane-d4	101	70-130
4-Bromofluorobenzene	98	70-130

Air Toxics LTD.
Laboratory Services Since 1989

Client Sample ID: Lab Blank

Lab ID#: 1111225AR1-06A

EPA METHOD TO-15 GC/MS FULL SCAN

File Name:	2111706a	Date of Collection: NA	
Dil. Factor:	1.00	Date of Analysis: 11/18/11 09:30 AM	

Compound	Rpt. Limit (ppbv)	Amount (ppbv)	Rpt. Limit (ug/m3)	Amount (ug/m3)
Freon 12	0.50	Not Detected	2.5	Not Detected
Freon 114	0.50	Not Detected	3.5	Not Detected
Chloromethane	2.0	Not Detected	4.1	Not Detected
Vinyl Chloride	0.50	Not Detected	1.3	Not Detected
1,3-Butadiene	0.50	Not Detected	1.1	Not Detected
Bromomethane	0.50	Not Detected	1.9	Not Detected
Chloroethane	2.0	Not Detected	5.3	Not Detected
Freon 11	0.50	Not Detected	2.8	Not Detected
Ethanol	2.0	Not Detected	3.8	Not Detected
Freon 113	0.50	Not Detected	3.8	Not Detected
1,1-Dichloroethene	0.50	Not Detected	2.0	Not Detected
Acetone	2.0	Not Detected	4.8	Not Detected
2-Propanol	2.0	Not Detected	4.9	Not Detected
Carbon Disulfide	2.0	Not Detected	6.2	Not Detected
3-Chloropropene	2.0	Not Detected	6.3	Not Detected
Methylene Chloride	0.50	0.13 J	1.7	0.46 J
Methyl tert-butyl ether	0.50	Not Detected	1.8	Not Detected
trans-1,2-Dichloroethene	0.50	Not Detected	2.0	Not Detected
Hexane	0.50	Not Detected	1.8	Not Detected
1,1-Dichloroethane	0.50	Not Detected	2.0	Not Detected
2-Butanone (Methyl Ethyl Ketone)	2.0	Not Detected	5.9	Not Detected
cis-1,2-Dichloroethene	0.50	Not Detected	2.0	Not Detected
Tetrahydrofuran	0.50	Not Detected	1.5	Not Detected
Chloroform	0.50	Not Detected	2.4	Not Detected
1,1,1-Trichloroethane	0.50	Not Detected	2.7	Not Detected
Cyclohexane	0.50	Not Detected	1.7	Not Detected
Carbon Tetrachloride	0.50	Not Detected	3.1	Not Detected
2,2,4-Trimethylpentane	0.50	Not Detected	2.3	Not Detected
Benzene	0.50	Not Detected	1.6	Not Detected
1,2-Dichloroethane	0.50	Not Detected	2.0	Not Detected
Heptane	0.50	Not Detected	2.0	Not Detected
Trichloroethene	0.50	Not Detected	2.7	Not Detected
1,2-Dichloropropane	0.50	Not Detected	2.3	Not Detected
1,4-Dioxane	2.0	Not Detected	7.2	Not Detected
Bromodichloromethane	0.50	Not Detected	3.4	Not Detected
cis-1,3-Dichloropropene	0.50	Not Detected	2.3	Not Detected
4-Methyl-2-pentanone	0.50	Not Detected	2.0	Not Detected
Toluene	0.50	Not Detected	1.9	Not Detected
trans-1,3-Dichloropropene	0.50	Not Detected	2.3	Not Detected
1,1,2-Trichloroethane	0.50	Not Detected	2.7	Not Detected
Tetrachloroethene	0.50	Not Detected	3.4	Not Detected

Air Toxics LTD.
Laboratory Services Since 1989

Client Sample ID: Lab Blank

Lab ID#: 1111225AR1-06A

EPA METHOD TO-15 GC/MS FULL SCAN

File Name:	**2111706a**	**Date of Collection: NA**	
Dil. Factor:	**1.00**	**Date of Analysis: 11/18/11 09:30 AM**	

Compound	Rpt. Limit (ppbv)	Amount (ppbv)	Rpt. Limit (ug/m3)	Amount (ug/m3)
2-Hexanone	2.0	Not Detected	8.2	Not Detected
Dibromochloromethane	0.50	Not Detected	4.2	Not Detected
1,2-Dibromoethane (EDB)	0.50	Not Detected	3.8	Not Detected
Chlorobenzene	0.50	Not Detected	2.3	Not Detected
Ethyl Benzene	0.50	Not Detected	2.2	Not Detected
m,p-Xylene	0.50	Not Detected	2.2	Not Detected
o-Xylene	0.50	Not Detected	2.2	Not Detected
Styrene	0.50	Not Detected	2.1	Not Detected
Bromoform	0.50	Not Detected	5.2	Not Detected
Cumene	0.50	Not Detected	2.4	Not Detected
1,1,2,2-Tetrachloroethane	0.50	Not Detected	3.4	Not Detected
Propylbenzene	0.50	Not Detected	2.4	Not Detected
4-Ethyltoluene	0.50	Not Detected	2.4	Not Detected
1,3,5-Trimethylbenzene	0.50	Not Detected	2.4	Not Detected
1,2,4-Trimethylbenzene	0.50	Not Detected	2.4	Not Detected
1,3-Dichlorobenzene	0.50	0.079 J	3.0	0.47 J
1,4-Dichlorobenzene	0.50	0.085 J	3.0	0.51 J
alpha-Chlorotoluene	0.50	Not Detected	2.6	Not Detected
1,2-Dichlorobenzene	0.50	Not Detected	3.0	Not Detected
1,2,4-Trichlorobenzene	2.0	Not Detected	15	Not Detected
Hexachlorobutadiene	2.0	Not Detected	21	Not Detected
Butane	2.0	Not Detected	4.8	Not Detected
Isopentane	2.0	Not Detected	5.9	Not Detected

J = Estimated value.

Container Type: NA - Not Applicable

Surrogates	%Recovery	Method Limits
Toluene-d8	98	70-130
1,2-Dichloroethane-d4	97	70-130
4-Bromofluorobenzene	94	70-130

Air Toxics LTD.
Laboratory Services Since 1989

Client Sample ID: Lab Blank

Lab ID#: 1111225AR1-06B

EPA METHOD TO-15 GC/MS FULL SCAN

File Name:	**2112106a**	**Date of Collection: NA**	
Dil. Factor:	**1.00**	**Date of Analysis: 11/21/11 10:45 AM**	

Compound	Rpt. Limit (ppbv)	Amount (ppbv)	Rpt. Limit (ug/m3)	Amount (ug/m3)
Freon 12	0.50	Not Detected	2.5	Not Detected
Freon 114	0.50	Not Detected	3.5	Not Detected
Chloromethane	2.0	Not Detected	4.1	Not Detected
Vinyl Chloride	0.50	Not Detected	1.3	Not Detected
1,3-Butadiene	0.50	Not Detected	1.1	Not Detected
Bromomethane	0.50	Not Detected	1.9	Not Detected
Chloroethane	2.0	Not Detected	5.3	Not Detected
Freon 11	0.50	Not Detected	2.8	Not Detected
Ethanol	2.0	Not Detected	3.8	Not Detected
Freon 113	0.50	Not Detected	3.8	Not Detected
1,1-Dichloroethene	0.50	Not Detected	2.0	Not Detected
Acetone	2.0	0.50 J	4.8	1.2 J
2-Propanol	2.0	Not Detected	4.9	Not Detected
Carbon Disulfide	2.0	Not Detected	6.2	Not Detected
3-Chloropropene	2.0	Not Detected	6.3	Not Detected
Methylene Chloride	0.50	0.19 J	1.7	0.66 J
Methyl tert-butyl ether	0.50	Not Detected	1.8	Not Detected
trans-1,2-Dichloroethene	0.50	Not Detected	2.0	Not Detected
Hexane	0.50	Not Detected	1.8	Not Detected
1,1-Dichloroethane	0.50	Not Detected	2.0	Not Detected
2-Butanone (Methyl Ethyl Ketone)	2.0	Not Detected	5.9	Not Detected
cis-1,2-Dichloroethene	0.50	Not Detected	2.0	Not Detected
Tetrahydrofuran	0.50	Not Detected	1.5	Not Detected
Chloroform	0.50	Not Detected	2.4	Not Detected
1,1,1-Trichloroethane	0.50	Not Detected	2.7	Not Detected
Cyclohexane	0.50	Not Detected	1.7	Not Detected
Carbon Tetrachloride	0.50	Not Detected	3.1	Not Detected
2,2,4-Trimethylpentane	0.50	Not Detected	2.3	Not Detected
Benzene	0.50	Not Detected	1.6	Not Detected
1,2-Dichloroethane	0.50	Not Detected	2.0	Not Detected
Heptane	0.50	Not Detected	2.0	Not Detected
Trichloroethene	0.50	Not Detected	2.7	Not Detected
1,2-Dichloropropane	0.50	Not Detected	2.3	Not Detected
1,4-Dioxane	2.0	Not Detected	7.2	Not Detected
Bromodichloromethane	0.50	Not Detected	3.4	Not Detected
cis-1,3-Dichloropropene	0.50	Not Detected	2.3	Not Detected
4-Methyl-2-pentanone	0.50	Not Detected	2.0	Not Detected
Toluene	0.50	Not Detected	1.9	Not Detected
trans-1,3-Dichloropropene	0.50	Not Detected	2.3	Not Detected
1,1,2-Trichloroethane	0.50	Not Detected	2.7	Not Detected
Tetrachloroethene	0.50	Not Detected	3.4	Not Detected

Air Toxics LTD.
Laboratory Services Since 1989

Client Sample ID: Lab Blank

Lab ID#: 1111225AR1-06B

EPA METHOD TO-15 GC/MS FULL SCAN

File Name:	**2112106a**	**Date of Collection: NA**	
Dil. Factor:	**1.00**	**Date of Analysis: 11/21/11 10:45 AM**	

Compound	Rpt. Limit (ppbv)	Amount (ppbv)	Rpt. Limit (ug/m3)	Amount (ug/m3)
2-Hexanone	2.0	Not Detected	8.2	Not Detected
Dibromochloromethane	0.50	Not Detected	4.2	Not Detected
1,2-Dibromoethane (EDB)	0.50	Not Detected	3.8	Not Detected
Chlorobenzene	0.50	Not Detected	2.3	Not Detected
Ethyl Benzene	0.50	Not Detected	2.2	Not Detected
m,p-Xylene	0.50	Not Detected	2.2	Not Detected
o-Xylene	0.50	Not Detected	2.2	Not Detected
Styrene	0.50	Not Detected	2.1	Not Detected
Bromoform	0.50	Not Detected	5.2	Not Detected
Cumene	0.50	Not Detected	2.4	Not Detected
1,1,2,2-Tetrachloroethane	0.50	Not Detected	3.4	Not Detected
Propylbenzene	0.50	Not Detected	2.4	Not Detected
4-Ethyltoluene	0.50	Not Detected	2.4	Not Detected
1,3,5-Trimethylbenzene	0.50	Not Detected	2.4	Not Detected
1,2,4-Trimethylbenzene	0.50	Not Detected	2.4	Not Detected
1,3-Dichlorobenzene	0.50	0.11 J	3.0	0.69 J
1,4-Dichlorobenzene	0.50	0.14 J	3.0	0.83 J
alpha-Chlorotoluene	0.50	0.10 J	2.6	0.52 J
1,2-Dichlorobenzene	0.50	0.13 J	3.0	0.81 J
1,2,4-Trichlorobenzene	2.0	0.32 J	15	2.4 J
Hexachlorobutadiene	2.0	Not Detected	21	Not Detected
Butane	2.0	Not Detected	4.8	Not Detected
Isopentane	2.0	Not Detected	5.9	Not Detected

J = Estimated value.

Container Type: NA - Not Applicable

Surrogates	%Recovery	Method Limits
Toluene-d8	97	70-130
1,2-Dichloroethane-d4	98	70-130
4-Bromofluorobenzene	102	70-130

Air Toxics LTD.
Laboratory Services Since 1989

Client Sample ID: CCV

Lab ID#: 1111225AR1-07A

EPA METHOD TO-15 GC/MS FULL SCAN

File Name:	**2111702**	**Date of Collection: NA**	
Dil. Factor:	**1.00**	**Date of Analysis: 11/17/11 09:41 PM**	

Compound	%Recovery
Freon 12	82
Freon 114	81
Chloromethane	88
Vinyl Chloride	87
1,3-Butadiene	92
Bromomethane	102
Chloroethane	89
Freon 11	81
Ethanol	103
Freon 113	87
1,1-Dichloroethene	95
Acetone	90
2-Propanol	89
Carbon Disulfide	83
3-Chloropropene	93
Methylene Chloride	85
Methyl tert-butyl ether	77
trans-1,2-Dichloroethene	83
Hexane	96
1,1-Dichloroethane	83
2-Butanone (Methyl Ethyl Ketone)	90
cis-1,2-Dichloroethene	84
Tetrahydrofuran	94
Chloroform	85
1,1,1-Trichloroethane	83
Cyclohexane	99
Carbon Tetrachloride	88
2,2,4-Trimethylpentane	93
Benzene	85
1,2-Dichloroethane	85
Heptane	97
Trichloroethene	91
1,2-Dichloropropane	87
1,4-Dioxane	95
Bromodichloromethane	91
cis-1,3-Dichloropropene	92
4-Methyl-2-pentanone	104
Toluene	87
trans-1,3-Dichloropropene	96
1,1,2-Trichloroethane	90
Tetrachloroethene	89

Air Toxics LTD.
Laboratory Services Since 1989

Client Sample ID: CCV

Lab ID#: I111225AR1-07A

EPA METHOD TO-15 GC/MS FULL SCAN

File Name:	**2111702**	**Date of Collection: NA**	
Dil. Factor:	**1.00**	**Date of Analysis: 11/17/11 09:41 PM**	

Compound	%Recovery
2-Hexanone	106
Dibromochloromethane	98
1,2-Dibromoethane (EDB)	92
Chlorobenzene	88
Ethyl Benzene	96
m,p-Xylene	97
o-Xylene	99
Styrene	100
Bromoform	102
Cumene	95
1,1,2,2-Tetrachloroethane	89
Propylbenzene	92
4-Ethyltoluene	102
1,3,5-Trimethylbenzene	96
1,2,4-Trimethylbenzene	98
1,3-Dichlorobenzene	90
1,4-Dichlorobenzene	89
alpha-Chlorotoluene	99
1,2-Dichlorobenzene	89
1,2,4-Trichlorobenzene	85
Hexachlorobutadiene	82
Butane	87
Isopentane	92

Container Type: NA - Not Applicable

Surrogates	%Recovery	Method Limits
Toluene-d8	102	70-130
1,2-Dichloroethane-d4	100	70-130
4-Bromofluorobenzene	105	70-130

Air Toxics LTD.
Laboratory Services Since 1989

Client Sample ID: CCV

Lab ID#: 1111225AR1-07B

EPA METHOD TO-15 GC/MS FULL SCAN

File Name:	2112103	Date of Collection: NA	
Dil. Factor:	1.00	Date of Analysis: 11/21/11 08:21 AM	

Compound	%Recovery
Freon 12	89
Freon 114	88
Chloromethane	102
Vinyl Chloride	100
1,3-Butadiene	105
Bromomethane	112
Chloroethane	97
Freon 11	83
Ethanol	107
Freon 113	86
1,1-Dichloroethene	93
Acetone	101
2-Propanol	104
Carbon Disulfide	100
3-Chloropropene	110
Methylene Chloride	87
Methyl tert-butyl ether	96
trans-1,2-Dichloroethene	90
Hexane	103
1,1-Dichloroethane	89
2-Butanone (Methyl Ethyl Ketone)	96
cis-1,2-Dichloroethene	91
Tetrahydrofuran	103
Chloroform	88
1,1,1-Trichloroethane	88
Cyclohexane	102
Carbon Tetrachloride	89
2,2,4-Trimethylpentane	98
Benzene	89
1,2-Dichloroethane	85
Heptane	98
Trichloroethene	89
1,2-Dichloropropane	90
1,4-Dioxane	96
Bromodichloromethane	91
cis-1,3-Dichloropropene	97
4-Methyl-2-pentanone	108
Toluene	85
trans-1,3-Dichloropropene	100
1,1,2-Trichloroethane	88
Tetrachloroethene	87

Air Toxics LTD.
Laboratory Services Since 1989

Client Sample ID: CCV

Lab ID#: 1111225AR1-07B

EPA METHOD TO-15 GC/MS FULL SCAN

File Name:	**2112103**	**Date of Collection: NA**	
Dil. Factor:	**1.00**	**Date of Analysis: 11/21/11 08:21 AM**	

Compound	**%Recovery**
2-Hexanone	106
Dibromochloromethane	95
1,2-Dibromoethane (EDB)	91
Chlorobenzene	92
Ethyl Benzene	101
m,p-Xylene	102
o-Xylene	103
Styrene	106
Bromoform	101
Cumene	96
1,1,2,2-Tetrachloroethane	89
Propylbenzene	96
4-Ethyltoluene	104
1,3,5-Trimethylbenzene	98
1,2,4-Trimethylbenzene	102
1,3-Dichlorobenzene	89
1,4-Dichlorobenzene	90
alpha-Chlorotoluene	106
1,2-Dichlorobenzene	87
1,2,4-Trichlorobenzene	70
Hexachlorobutadiene	72
Butane	97
Isopentane	104

Container Type: NA - Not Applicable

Surrogates	**%Recovery**	**Method Limits**
Toluene-d8	100	70-130
1,2-Dichloroethane-d4	100	70-130
4-Bromofluorobenzene	103	70-130

Air Toxics LTD.
Laboratory Services Since 1989

Client Sample ID: LCS

Lab ID#: 1111225AR1-08A

EPA METHOD TO-15 GC/MS FULL SCAN

File Name:	**2111703**	**Date of Collection: NA**	
Dil. Factor:	**1.00**	**Date of Analysis: 11/17/11 10:17 PM**	

Compound	%Recovery
Freon 12	69 Q
Freon 114	71
Chloromethane	75
Vinyl Chloride	76
1,3-Butadiene	79
Bromomethane	87
Chloroethane	78
Freon 11	68 Q
Ethanol	86
Freon 113	73
1,1-Dichloroethene	87
Acetone	79
2-Propanol	68
Carbon Disulfide	77
3-Chloropropene	88
Methylene Chloride	72
Methyl tert-butyl ether	70
trans-1,2-Dichloroethene	80
Hexane	78
1,1-Dichloroethane	72
2-Butanone (Methyl Ethyl Ketone)	70
cis-1,2-Dichloroethene	74
Tetrahydrofuran	75
Chloroform	72
1,1,1-Trichloroethane	71
Cyclohexane	84
Carbon Tetrachloride	74
2,2,4-Trimethylpentane	76
Benzene	76
1,2-Dichloroethane	74
Heptane	83
Trichloroethene	80
1,2-Dichloropropane	75
1,4-Dioxane	78
Bromodichloromethane	78
cis-1,3-Dichloropropene	80
4-Methyl-2-pentanone	87
Toluene	74
trans-1,3-Dichloropropene	83
1,1,2-Trichloroethane	79
Tetrachloroethene	78

Air Toxics LTD.
Laboratory Services Since 1989

Client Sample ID: LCS

Lab ID#: 1111225AR1-08A

EPA METHOD TO-15 GC/MS FULL SCAN

File Name:	**2111703**	**Date of Collection: NA**
Dil. Factor:	**1.00**	**Date of Analysis: 11/17/11 10:17 PM**

Compound	%Recovery
2-Hexanone	87
Dibromochloromethane	84
1,2-Dibromoethane (EDB)	82
Chlorobenzene	78
Ethyl Benzene	84
m,p-Xylene	87
o-Xylene	88
Styrene	87
Bromoform	84
Cumene	83
1,1,2,2-Tetrachloroethane	80
Propylbenzene	82
4-Ethyltoluene	86
1,3,5-Trimethylbenzene	85
1,2,4-Trimethylbenzene	86
1,3-Dichlorobenzene	79
1,4-Dichlorobenzene	79
alpha-Chlorotoluene	80
1,2-Dichlorobenzene	78
1,2,4-Trichlorobenzene	110
Hexachlorobutadiene	100
Butane	74
Isopentane	82

Q = Exceeds Quality Control limits.

Container Type: NA - Not Applicable

Surrogates	%Recovery	Method Limits
Toluene-d8	101	70-130
1,2-Dichloroethane-d4	92	70-130
4-Bromofluorobenzene	104	70-130

Air Toxics LTD.
Laboratory Services Since 1989

Client Sample ID: LCSD

Lab ID#: 1111225AR1-08AA

EPA METHOD TO-15 GC/MS FULL SCAN

File Name:	**2111705**	**Date of Collection: NA**	
Dil. Factor:	**1.00**	**Date of Analysis: 11/18/11 08:13 AM**	

Compound	%Recovery
Freon 12	84
Freon 114	86
Chloromethane	96
Vinyl Chloride	96
1,3-Butadiene	99
Bromomethane	106
Chloroethane	92
Freon 11	78
Ethanol	100
Freon 113	82
1,1-Dichloroethene	101
Acetone	92
2-Propanol	81
Carbon Disulfide	93
3-Chloropropene	109
Methylene Chloride	82
Methyl tert-butyl ether	86
trans-1,2-Dichloroethene	96
Hexane	93
1,1-Dichloroethane	84
2-Butanone (Methyl Ethyl Ketone)	82
cis-1,2-Dichloroethene	88
Tetrahydrofuran	90
Chloroform	82
1,1,1-Trichloroethane	82
Cyclohexane	97
Carbon Tetrachloride	84
2,2,4-Trimethylpentane	88
Benzene	87
1,2-Dichloroethane	80
Heptane	94
Trichloroethene	89
1,2-Dichloropropane	85
1,4-Dioxane	89
Bromodichloromethane	87
cis-1,3-Dichloropropene	93
4-Methyl-2-pentanone	97
Toluene	83
trans-1,3-Dichloropropene	97
1,1,2-Trichloroethane	89
Tetrachloroethene	88

Air Toxics LTD.
Laboratory Services Since 1989

Client Sample ID: LCSD

Lab ID#: 1111225AR1-08AA

EPA METHOD TO-15 GC/MS FULL SCAN

File Name:	**2111705**	**Date of Collection: NA**	
Dil. Factor:	**1.00**	**Date of Analysis: 11/18/11 08:13 AM**	

Compound	**%Recovery**
2-Hexanone	100
Dibromochloromethane	94
1,2-Dibromoethane (EDB)	92
Chlorobenzene	87
Ethyl Benzene	94
m,p-Xylene	98
o-Xylene	97
Styrene	99
Bromoform	97
Cumene	92
1,1,2,2-Tetrachloroethane	88
Propylbenzene	92
4-Ethyltoluene	95
1,3,5-Trimethylbenzene	93
1,2,4-Trimethylbenzene	96
1,3-Dichlorobenzene	88
1,4-Dichlorobenzene	87
alpha-Chlorotoluene	92
1,2-Dichlorobenzene	86
1,2,4-Trichlorobenzene	109
Hexachlorobutadiene	106
Butane	91
Isopentane	96

Container Type: NA - Not Applicable

Surrogates	**%Recovery**	**Method Limits**
Toluene-d8	98	70-130
1,2-Dichloroethane-d4	91	70-130
4-Bromofluorobenzene	104	70-130

Air Toxics LTD.
Laboratory Services Since 1989

Client Sample ID: LCS

Lab ID#: 1111225AR1-08B

EPA METHOD TO-15 GC/MS FULL SCAN

File Name:	2112104	Date of Collection: NA	
Dil. Factor:	1.00	Date of Analysis: 11/21/11 09:03 AM	

Compound	%Recovery
Freon 12	82
Freon 114	85
Chloromethane	97
Vinyl Chloride	94
1,3-Butadiene	99
Bromomethane	106
Chloroethane	95
Freon 11	80
Ethanol	98
Freon 113	86
1,1-Dichloroethene	103
Acetone	96
2-Propanol	90
Carbon Disulfide	91
3-Chloropropene	114
Methylene Chloride	86
Methyl tert-butyl ether	98
trans-1,2-Dichloroethene	99
Hexane	95
1,1-Dichloroethane	87
2-Butanone (Methyl Ethyl Ketone)	85
cis-1,2-Dichloroethene	89
Tetrahydrofuran	95
Chloroform	84
1,1,1-Trichloroethane	85
Cyclohexane	99
Carbon Tetrachloride	86
2,2,4-Trimethylpentane	90
Benzene	86
1,2-Dichloroethane	82
Heptane	94
Trichloroethene	87
1,2-Dichloropropane	85
1,4-Dioxane	88
Bromodichloromethane	88
cis-1,3-Dichloropropene	93
4-Methyl-2-pentanone	101
Tcluene	82
trans-1,3-Dichloropropene	99
1,1,2-Trichloroethane	88
Tetrachloroethene	87

Air Toxics LTD.
Laboratory Services Since 1989

Client Sample ID: LCS

Lab ID#: 1111225AR1-08B

EPA METHOD TO-15 GC/MS FULL SCAN

File Name:	2112104	Date of Collection: NA	
Dil. Factor:	1.00	Date of Analysis: 11/21/11 09:03 AM	

Compound	%Recovery
2-Hexanone	101
Dibromochloromethane	94
1,2-Dibromoethane (EDB)	92
Chlorobenzene	86
Ethyl Benzene	97
m,p-Xylene	98
o-Xylene	98
Styrene	100
Bromoform	96
Cumene	94
1,1,2,2-Tetrachloroethane	89
Propylbenzene	91
4-Ethyltoluene	94
1,3,5-Trimethylbenzene	91
1,2,4-Trimethylbenzene	92
1,3-Dichlorobenzene	85
1,4-Dichlorobenzene	84
alpha-Chlorotoluene	99
1,2-Dichlorobenzene	85
1,2,4-Trichlorobenzene	101
Hexachlorobutadiene	99
Butane	92
Isopentane	99

Container Type: NA - Not Applicable

Surrogates	%Recovery	Method Limits
Toluene-d8	99	70-130
1,2-Dichloroethane-d4	94	70-130
4-Bromofluorobenzene	104	70-130

Air Toxics LTD.
Laboratory Services Since 1989

Client Sample ID: LCSD

Lab ID#: 1111225AR1-08BB

EPA METHOD TO-15 GC/MS FULL SCAN

File Name:	**2112105**	**Date of Collection: NA**	
Dil. Factor:	**1.00**	**Date of Analysis: 11/21/11 09:56 AM**	

Compound	%Recovery
Freon 12	83
Freon 114	87
Chloromethane	97
Vinyl Chloride	96
1,3-Butadiene	100
Bromomethane	105
Chloroethane	94
Freon 11	80
Ethanol	104
Freon 113	87
1,1-Dichloroethene	105
Acetone	97
2-Propanol	89
Carbon Disulfide	90
3-Chloropropene	116
Methylene Chloride	86
Methyl tert-butyl ether	98
trans-1,2-Dichloroethene	102
Hexane	95
1,1-Dichloroethane	88
2-Butanone (Methyl Ethyl Ketone)	84
cis-1,2-Dichloroethene	89
Tetrahydrofuran	95
Chloroform	84
1,1,1-Trichloroethane	85
Cyclohexane	99
Carbon Tetrachloride	86
2,2,4-Trimethylpentane	90
Benzene	87
1,2-Dichloroethane	81
Heptane	95
Trichloroethene	89
1,2-Dichloropropane	85
1,4-Dioxane	89
Bromodichloromethane	86
cis-1,3-Dichloropropene	93
4-Methyl-2-pentanone	100
Toluene	83
trans-1,3-Dichloropropene	98
1,1,2-Trichloroethane	86
Tetrachloroethene	87

Air Toxics LTD.
Laboratory Services Since 1989

Client Sample ID: LCSD

Lab ID#: 1111225AR1-08BB

EPA METHOD TO-15 GC/MS FULL SCAN

File Name:	**2112105**	**Date of Collection: NA**	
Dil. Factor:	**1.00**	**Date of Analysis: 11/21/11 09:56 AM**	

Compound	**%Recovery**
2-Hexanone	99
Dibromochloromethane	92
1,2-Dibromoethane (EDB)	90
Chlorobenzene	85
Ethyl Benzene	94
m,p-Xylene	96
o-Xylene	95
Styrene	98
Bromoform	95
Cumene	92
1,1,2,2-Tetrachloroethane	86
Propylbenzene	88
4-Ethyltoluene	90
1,3,5-Trimethylbenzene	87
1,2,4-Trimethylbenzene	90
1,3-Dichlorobenzene	83
1,4-Dichlorobenzene	83
alpha-Chlorotoluene	96
1,2-Dichlorobenzene	82
1,2,4-Trichlorobenzene	99
Hexachlorobutadiene	96
Butane	93
Isopentane	99

Container Type: NA - Not Applicable

Surrogates	**%Recovery**	**Method Limits**
Toluene-d8	100	70-130
1,2-Dichloroethane-d4	92	70-130
4-Bromofluorobenzene	101	70-130

1111225

Shell Oil Products Chain Of Custody Record

URS

Air Toxics LTD.
Project Name: Roxana Soil Vapor
Project # 21562593.00010
Lab Vendor #

Please Check Appropriate Box: ☑ ENV. SERVICES ☐ MOTIVA RETAIL ☐ SHELL RETAIL ☐ MOTIVA SD&CM ☐ CONSULTANT ☐ LUBES ☐ SHELL PIPELINE ☐ OTHER _____

Print Bill To Contact Name: Thomas Adams

PO #:

INCIDENT # (ENV SERVICES): 9 7 2 1 6 6 4 0

☐ CHECK IF NO INCIDENT # APPLIES

SAP #: 3 4 0 0 6 1

DATE: 10-Nov-11

PAGE: 1 of 1

SAMPLING COMPANY: URS CORPORATION

LOG CODE:

SITE ADDRESS: Street and City: 900 SOUTH CENTRAL AVE – ROXANA

State: IL

GLOBAL ID NO.:

ADDRESS: 1001 HIGHLANDS PLAZA DRIVE WEST - SUITE 300; ST. LOUIS, MO 63110

EDF DELIVERABLE TO (Name, Company, Office Location): Elizabeth Kunkel, URS, St. Louis

PHONE NO.: 314-743-4178

E-MAIL: elizabeth.kunkel@urs.com

CONSULTANT PROJECT NAME/#: Roxana Soil Vapor

LABORATORY ADDRESS: Air Toxics, LTD 180 Blue Ravine Road, Suite B, Folsom, CA 95630-4719

SAMPLER NAME(S) (Print):

TELEPHONE: 314-429-0100

FAX: 314-429-0462

SR To Consult E-MAIL: thomas.adams@urs.com

TURNAROUND TIME (CALENDAR DAYS): ☑ STANDARD (14 CAT) ☐ 5 DAYS ☐ 3 DAYS ☐ 2 DAYS ☐ 24 HOURS ☐ RESULTS NEEDED ON WEEKEND

☐ LA - RWQCB REPORT FORMAT ☑ UST AGENCY:

DELIVERABLES: ☐ LEVEL 1 ☐ LEVEL 2 ☐ LEVEL 3 ☑ LEVEL 4 ☐ OTHER (SPECIFY) _____

☑ SHELL CONTRACT RATE APPLIES
☑ STATE REIMBURSEMENT RATE APPLIES
☐ EDD NOT NEEDED
☑ RECEIPT VERIFICATION REQUESTED

REQUESTED ANALYSIS

LABUSE ONLY	Field Sample Identification	SAMPLING DATE	SAMPLING TIME	Canister Number	Canister Pressure/Vacuum Initial	Final	Receipt	Final (psi)	Modified TO-15 + Butane & Isopentane	ASTM D-1946 + Helium	ASTM D-1946		Sample PID (ppm)
01A	VMP-2-22-110711	11/07/11	1116 - 1129	3968	-30	-7.5			X	X			138.6
02A	VMP-3-31.5-110811	11/08/11	1509 - 1523	3495	-25	-7.5			X	X			230.8
03A	VMP-4-12-110911	11/09/11	0930 - 1011	20084	-30	-5			X	X			300.6
04A	VMP-4-23.5-110911	11/09/11	1206 - 1218	2166	-28	-5			X	X			309
05A	VMP-6-31.5-111011	11/10/11	1040 - 1112	2568	-30	-8.5			X	X			281.8

Turn Around Time: ☑ Normal ☐ Rush ☐ Specify

Lab Use Only
Pressurized by:
Date:
Pressurization Gas: N_2 He

ADDITIONAL NOTES:

- 14 day hold time
- Report results between MDL and RL
- Level IV ECVP

Relinquished by: (Signature)	Received by: (Signature)	Date	Time
	Fed Ex	11/10/11	1800
		11.11.11	0850

CUSTODY SEAL: Y N NONE TE ACT?

UNCOUD Rev 1/06

Air Toxics LTD.
Laboratory Services Since 1989

11/28/2011
Mr. Jeff Adams
URS Corporation
1001 Highlands Plaza Dr. West
Suite 300
St. Louis MO 63110

Project Name: Roxana Soil Vapor
Project #: 21562593.00010
Workorder #: 1111225B

Dear Mr. Jeff Adams

The following report includes the data for the above referenced project for sample(s) received on 11/11/2011 at Air Toxics Ltd.

The data and associated QC analyzed by Modified ASTM D-1946 are compliant with the project requirements or laboratory criteria with the exception of the deviations noted in the attached case narrative.

Thank you for choosing Air Toxics Ltd. for your air analysis needs. Air Toxics Ltd. is committed to providing accurate data of the highest quality. Please feel free to contact the Project Manager: Kelly Buettner at 916-985-1000 if you have any questions regarding the data in this report.

Regards,

Kelly Buettner

Kelly Buettner
Project Manager

Reviewed on 12/12/2011

180 BLUE RAVINE ROAD, SUITE B FOLSOM, CA - 95630
(916) 985-1000 .FAX (916) 985-1020
Hours 6:30 A.M to 5:30 PST

Air Toxics LTD.
Laboratory Services Since 1989

WORK ORDER #: 1111225B

Work Order Summary

CLIENT:	Mr. Jeff Adams URS Corporation 1001 Highlands Plaza Dr. West Suite 300 St. Louis, MO 63110	**BILL TO:**	Accounts Payable Austin URS Corporation P.O. BOX 203970 Austin, TX 78720-1088
PHONE:	314-429-0100	**P.O. #**	21562593.00009
FAX:		**PROJECT #**	21562593.00010 Roxana Soil Vapor
DATE RECEIVED:	11/11/2011	**CONTACT:**	Kelly Buettner
DATE COMPLETED:	11/28/2011		

FRACTION #	NAME	TEST	RECEIPT VAC./PRES.	FINAL PRESSURE
01A	VMP-2-22-110711	Modified ASTM D-1946	6.0 "Hg	5 psi
02A	VMP-3-31.5-110811	Modified ASTM D-1946	7.0 "Hg	5 psi
03A	VMP-4-12-110911	Modified ASTM D-1946	7.0 "Hg	5 psi
04A	VMP-4-23.5-110911	Modified ASTM D-1946	6.0 "Hg	5 psi
05A	VMP-6-31.5-111011	Modified ASTM D-1946	6.5 "Hg	5 psi
06A	Lab Blank	Modified ASTM D-1946	NA	NA
06B	Lab Blank	Modified ASTM D-1946	NA	NA
07A	LCS	Modified ASTM D-1946	NA	NA
07AA	LCSD	Modified ASTM D-1946	NA	NA

CERTIFIED BY: Linda J. Freeman DATE: 11/28/11

Laboratory Director

Certfication numbers: AZ Licensure AZ0719, CA NELAP - 02110CA, LA NELAP - 02089, NY NELAP - 11291, TX NELAP - T104704434-11-3, UT NELAP -CA009332011-1, WA NELAP - C935
Name of Accrediting Agency: NELAP/Florida Department of Health, Scope of Application: Clean Air Act, Accreditation number: E87680, Effective date: 07/01/11 , Expiration date: 06/30/12.
Air Toxics Ltd. certifies that the test results contained in this report meet all requirements of the NELAC standards

This report shall not be reproduced, except in full, without the written approval of Air Toxics Ltd.

180 BLUE RAVINE ROAD, SUITE B FOLSOM, CA - 95630
(916) 985-1000 . (800) 985-5955 . FAX (916) 985-1020

LABORATORY NARRATIVE
Modified ASTM D-1946
URS Corporation
Workorder# 1111225B

Five 1 Liter Summa Canister samples were received on November 11, 2011. The laboratory performed analysis via Modified ASTM Method D-1946 for Methane and fixed gases in air using GC/FID or GC/TCD. The method involves direct injection of 1.0 mL of sample.

On the analytical column employed for this analysis, Oxygen coelutes with Argon. The corresponding peak is quantitated as Oxygen.

Since Nitrogen is used to pressurize samples, the reported Nitrogen values are calculated by adding all the sample components and subtracting from 100%.

Method modifications taken to run these samples are summarized in the table below. Specific project requirements may over-ride the ATL modifications.

Requirement	*ASTM D-1946*	*ATL Modifications*
Calibration	A single point calibration is performed using a reference standard closely matching the composition of the unknown.	A 3-point calibration curve is performed. Quantitation is based on a daily calibration standard which may or may not resemble the composition of the associated samples.
Reference Standard	The composition of any reference standard must be known to within 0.01 mol % for any component.	The standards used by ATL are blended to a >/= 95% accuracy.
Sample Injection Volume	Components whose concentrations are in excess of 5 % should not be analyzed by using sample volumes greater than 0.5 mL.	The sample container is connected directly to a fixed volume sample loop of 1.0 mL on the GC. Linear range is defined by the calibration curve. Bags are loaded by vacuum.
Normalization	Normalize the mole percent values by multiplying each value by 100 and dividing by the sum of the original values. The sum of the original values should not differ from 100% by more than 1.0%.	Results are not normalized. The sum of the reported values can differ from 100% by as much as 15%, either due to analytical variability or an unusual sample matrix.
Precision	Precision requirements established at each concentration level.	Duplicates should agree within 25% RPD for detections > 5 X's the RL.

Receiving Notes

There were no receiving discrepancies.

Analytical Notes

As per project specific client request the laboratory has reported estimated values for target compound hits that are below the Reporting Limit but greater than the Method Detection Limit.

Definition of Data Qualifying Flags

Seven qualifiers may have been used on the data analysis sheets and indicate as follows:
B - Compound present in laboratory blank greater than reporting limit.
J - Estimated value.
E - Exceeds instrument calibration range.
S - Saturated peak.
Q - Exceeds quality control limits.
U - Compound analyzed for but not detected above the detection limit.
M - Reported value may be biased due to apparent matrix interferences.
File extensions may have been used on the data analysis sheets and indicates as follows:
a-File was requantified
b-File was quantified by a second column and detector
r1-File was requantified for the purpose of reissue

Air Toxics LTD.
Laboratory Services Since 1989

Summary of Detected Compounds
NATURAL GAS ANALYSIS BY MODIFIED ASTM D-1946

Client Sample ID: VMP-2-22-110711

Lab ID#: 1111225B-01A

Compound	Rpt. Limit (%)	Amount (%)
Oxygen	0.17	15
Nitrogen	0.17	80
Methane	0.00017	1.2
Carbon Dioxide	0.017	3.7
Ethane	0.0017	0.00039 J
Helium	0.084	0.0062 J

Client Sample ID: VMP-3-31.5-110811

Lab ID#: 1111225B-02A

Compound	Rpt. Limit (%)	Amount (%)
Oxygen	0.18	20
Nitrogen	0.18	77
Methane	0.00018	2.1
Carbon Dioxide	0.018	0.37
Ethane	0.0018	0.00079 J
Helium	0.088	0.020 J

Client Sample ID: VMP-4-12-110911

Lab ID#: 1111225B-03A

Compound	Rpt. Limit (%)	Amount (%)
Oxygen	0.18	7.2
Nitrogen	0.18	79
Methane	0.00018	0.38
Carbon Dioxide	0.018	8.5
Ethane	0.0018	0.000082 J
Helium	0.088	4.8

Client Sample ID: VMP-4-23.5-110911

Lab ID#: 1111225B-04A

Air Toxics LTD.
Laboratory Services Since 1989

Summary of Detected Compounds
NATURAL GAS ANALYSIS BY MODIFIED ASTM D-1946

Client Sample ID: VMP-4-23.5-110911

Lab ID#: 1111225B-04A

Compound	Rpt. Limit (%)	Amount (%)
Oxygen	0.17	4.8
Nitrogen	0.17	64
Methane	0.00017	19
Carbon Dioxide	0.017	5.6
Ethane	0.0017	0.0097
Helium	0.084	0.043 J

Client Sample ID: VMP-6-31.5-111011

Lab ID#: 1111225B-05A

Compound	Rpt. Limit (%)	Amount (%)
Oxygen	0.17	1.4
Nitrogen	0.17	78
Methane	0.00017	5.7
Carbon Dioxide	0.017	14
Ethane	0.0017	0.0023
Helium	0.086	0.0076 J

Air Toxics LTD.
Laboratory Services Since 1989

Client Sample ID: VMP-2-22-110711

Lab ID#: 1111225B-01A

NATURAL GAS ANALYSIS BY MODIFIED ASTM D-1946

File Name:	**9111405**	**Date of Collection:**	**11/7/11 11:29:00 AM**
Dil. Factor:	**1.68**	**Date of Analysis:**	**11/14/11 08:21 AM**

Compound	**Rpt. Limit (%)**	**Amount (%)**
Oxygen	0.17	15
Nitrogen	0.17	80
Carbon Monoxide	0.017	Not Detected
Methane	0.00017	1.2
Carbon Dioxide	0.017	3.7
Ethane	0.0017	0.00039 J
Ethene	0.0017	Not Detected
Helium	0.084	0.0062 J

J = Estimated value.

Container Type: 1 Liter Summa Canister

Air Toxics LTD.
Laboratory Services Since 1989

Client Sample ID: VMP-3-31.5-110811

Lab ID#: 1111225B-02A

NATURAL GAS ANALYSIS BY MODIFIED ASTM D-1946

File Name:	**9111406**	**Date of Collection:**	**11/8/11 3:35:00 PM**
Dil. Factor:	**1.75**	**Date of Analysis:**	**11/14/11 08:44 AM**

Compound	**Rpt. Limit (%)**	**Amount (%)**
Oxygen	0.18	20
Nitrogen	0.18	77
Carbon Monoxide	0.018	Not Detected
Methane	0.00018	2.1
Carbon Dioxide	0.018	0.37
Ethane	0.0018	0.00079 J
Ethene	0.0018	Not Detected
Helium	0.088	0.020 J

J = Estimated value.

Container Type: 1 Liter Summa Canister

Air Toxics LTD.
Laboratory Services Since 1989

Client Sample ID: VMP-4-12-110911

Lab ID#: 1111225B-03A

NATURAL GAS ANALYSIS BY MODIFIED ASTM D-1946

File Name:	**9111407**	**Date of Collection:**	**11/9/11 10:11:00 AM**
Dil. Factor:	**1.75**	**Date of Analysis:**	**11/14/11 09:11 AM**

Compound	**Rpt. Limit (%)**	**Amount (%)**
Oxygen	0.18	7.2
Nitrogen	0.18	79
Carbon Monoxide	0.018	Not Detected
Methane	0.00018	0.38
Carbon Dioxide	0.018	8.5
Ethane	0.0018	0.000082 J
Ethene	0.0018	Not Detected
Helium	0.088	4.8

J = Estimated value.

Container Type: 1 Liter Summa Canister

Air Toxics LTD.
Laboratory Services Since 1989

Client Sample ID: VMP-4-23.5-110911

Lab ID#: 1111225B-04A

NATURAL GAS ANALYSIS BY MODIFIED ASTM D-1946

File Name:	**9111408**	**Date of Collection:**	**11/9/11 12:38:00 PM**
Dil. Factor:	**1.68**	**Date of Analysis:**	**11/14/11 09:40 AM**

Compound	**Rpt. Limit (%)**	**Amount (%)**
Oxygen	0.17	4.8
Nitrogen	0.17	64
Carbon Monoxide	0.017	Not Detected
Methane	0.00017	19
Carbon Dioxide	0.017	5.6
Ethane	0.0017	0.0097
Ethene	0.0017	Not Detected
Helium	0.084	0.043 J

J = Estimated value.

Container Type: 1 Liter Summa Canister

Air Toxics LTD.
Laboratory Services Since 1989

Client Sample ID: VMP-6-31.5-111011

Lab ID#: 1111225B-05A

NATURAL GAS ANALYSIS BY MODIFIED ASTM D-1946

File Name:	**9111409**	**Date of Collection:**	**11/10/11 11:12:00 A**
Dil. Factor:	**1.71**	**Date of Analysis:**	**11/14/11 10:09 AM**

Compound	**Rpt. Limit (%)**	**Amount (%)**
Oxygen	0.17	1.4
Nitrogen	0.17	78
Carbon Monoxide	0.017	Not Detected
Methane	0.00017	5.7
Carbon Dioxide	0.017	14
Ethane	0.0017	0.0023
Ethene	0.0017	Not Detected
Helium	0.086	0.0076 J

J = Estimated value.

Container Type: 1 Liter Summa Canister

Air Toxics LTD.
Laboratory Services Since 1989

Client Sample ID: Lab Blank

Lab ID#: 1111225B-06A

NATURAL GAS ANALYSIS BY MODIFIED ASTM D-1946

File Name:	**9111404a**	**Date of Collection: NA**	
Dil. Factor:	**1.00**	**Date of Analysis: 11/14/11 07:55 AM**	

Compound	**Rpt. Limit (%)**	**Amount (%)**
Oxygen	0.10	0.013 J
Nitrogen	0.10	0.065 J
Carbon Monoxide	0.010	Not Detected
Methane	0.00010	Not Detected
Carbon Dioxide	0.010	Not Detected
Ethane	0.0010	Not Detected
Ethene	0.0010	Not Detected

J = Estimated value.

Container Type: NA - Not Applicable

Air Toxics LTD.
Laboratory Services Since 1989

Client Sample ID: Lab Blank

Lab ID#: 1111225B-06B

NATURAL GAS ANALYSIS BY MODIFIED ASTM D-1946

File Name:	**9111403b**	**Date of Collection: NA**	
Dil. Factor:	**1.00**	**Date of Analysis: 11/14/11 07:30 AM**	

Compound	**Rpt. Limit (%)**	**Amount (%)**
Helium	0.050	Not Detected

Container Type: NA - Not Applicable

Air Toxics LTD.
Laboratory Services Since 1989

Client Sample ID: LCS

Lab ID#: 1111225B-07A

NATURAL GAS ANALYSIS BY MODIFIED ASTM D-1946

File Name:	9111402	Date of Collection: NA	
Dil. Factor:	1.00	Date of Analysis: 11/14/11 07:04 AM	

Compound	%Recovery
Oxygen	100
Nitrogen	101
Carbon Monoxide	98
Methane	99
Carbon Dioxide	103
Ethane	101
Ethene	100
Helium	92

Container Type: NA - Not Applicable

Air Toxics LTD.
Laboratory Services Since 1989

Client Sample ID: LCSD

Lab ID#: 1111225B-07AA

NATURAL GAS ANALYSIS BY MODIFIED ASTM D-1946

File Name:	**9111426**	**Date of Collection: NA**
Dil. Factor:	**1.00**	**Date of Analysis: 11/14/11 07:07 PM**

Compound	%Recovery
Oxygen	100
Nitrogen	101
Carbon Monoxide	98
Methane	98
Carbon Dioxide	102
Ethane	100
Ethene	99
Helium	93

Container Type: NA - Not Applicable

1111225

Shell Oil Products Chain Of Custody Record

URS

Air Toxics LTD.
Project Name: Roxana Soil Vapor
Project # 21562593.00010

Lab Vendor #

Please Check Appropriate Box:
- [x] ENV. SERVICES
- [ ] MOTIVA RETAIL
- [ ] SHELL RETAIL
- [ ] MOTIVA SD&CM
- [ ] CONSULTANT
- [ ] LUBES
- [ ] SHELL PIPELINE
- [ ] OTHER _____

Print Bill To Contact Name: Thomas Adams

PO #

INCIDENT # (ENV SERVICES): 9 7 2 1 6 6 4 0

SAP #: 3 4 0 0 6 1

[ ] CHECK IF NO INCIDENT # APPLIES

DATE: 10-Nov-11

PAGE: 1 of 1

SAMPLING COMPANY: URS CORPORATION

LOG CODE:

SITE ADDRESS: Street and City: 900 SOUTH CENTRAL AVE – ROXANA

State: IL

GLOBAL ID NO.:

ADDRESS: 1001 HIGHLANDS PLAZA DRIVE WEST - SUITE 300; ST. LOUIS, MO 63110

EDF DELIVERABLE TO (Name, Company, Office Location): Elizabeth Kunkel, URS, St. Louis

PHONE NO.: 314-743-4179

E-MAIL: elizabeth.kunkel@urs.com

CONSULTANT PROJECT NAME: Roxana Soil Vapor

LABORATORY ADDRESS: Air Toxics, LTD 180 Blue Ravine Road, Suite B, Folsom, CA 95630-4719

SAMPLER NAME(S) (Print):

TELEPHONE: 314-429-0100

FAX: 314-429-0462

Bill To Contact E-MAIL: thomas.adams@urs.com

TURNAROUND TIME (CALENDAR DAYS):
- [x] STANDARD (14 DAY)
- [ ] 5 DAYS
- [ ] 3 DAYS
- [ ] 2 DAYS
- [ ] 24 HOURS
- [ ] RESULTS NEEDED ON WEEKEND

REQUESTED ANALYSIS

- [ ] LA - RWQCB REPORT FORMAT
- [x] LIST AGENCY:

DELIVERABLES:
- [ ] LEVEL 1
- [ ] LEVEL 2
- [ ] LEVEL 3
- [x] LEVEL 4
- [ ] OTHER (SPECIFY) _____

- [x] SHELL CONTRACT RATE APPLIES
- [x] STATE REIMBURSEMENT RATE APPLIES
- [ ] EDD NOT NEEDED
- [x] RECEIPT VERIFICATION REQUESTED

Turn Around Time:
- [x] Normal
- [ ] Rush
- Specify

Lab Use Only
Pressurized by:
Date:
Pressurization Gas: N_2 He

CAB USE ONLY	Field Sample Identification	SAMPLING DATE	SAMPLING TIME	Canister Number	Canister Pressure/Vacuum Initial	Final	Receipt	Final (psi)	Modified TO-15 + Butane & Isopentane	ASTM D-1946 + Helium	ASTM D-1946		Sample PID (ppm)
01A	VMP-2-22-110711	11/07/11	1116 - 1129	3968	-30	-7.5			X	X			136.6
02A	VMP-3-31.5-110811	11/08/11	1509 - 1535	3495	-25	-7.5			X	X			230.9
03A	VMP-4-12-110911	11/09/11	0930 - 1011	20084	-30	-5			X	X			300.6
04A	VMP-4-23.5-110911	11/09/11	1206 - 1238	2166	-28	-5			X	X			308
05A	VMP-6-31.5-111011	11/10/11	1040 - 1112	2568	-30	-8.5			X	X			281.8

ADDITIONAL NOTES:
- 14 day hold time
- Report results between MDL and RL
- Level IV ECVP

Relinquished by: (Signature)	Received by: (Signature)	Date:	Time:
[signature]	FedEx	11/10/11	1800
	[signature]	11.11.11	0850

CUSTODY SEAL ACT? Y N NONE TE

US/306 Revision

Roxana Soil Vapor Quarterly – 4th Quarter 2011 Data Review

Laboratory SDG: 1111287A, B

Data Reviewer: Melissa Mansker

Peer Reviewer: Elizabeth Kunkel

Date Reviewed: 12/13/2011

Guidance: USEPA National Functional Guidelines for Superfund Organic Methods Data Review 2008

Sample Identification	Sample Identification
VMP-5-5-111111	VMP-5-12.5-111111
VMP-11-5-111111	VMP-11-8-111411
VMP-11-29-111411	VMP-13-5-111411
VMP-13-10.5-111411	VMP-14-5-111411

1.0 Data Package Completeness

Were all items delivered as specified in the QAPP and COC as appropriate?

Yes

2.0 Laboratory Case Narrative \ Cooler Receipt Form

Were problems noted in the laboratory case narrative or cooler receipt form?

Yes, the laboratory case narrative indicated TO-15 LCS recoveries were outside evaluation criteria. Although not indicated in the laboratory case narrative, analytes were detected in the method blank. Several samples were diluted due to high levels of target analytes. These issues are addressed further in the appropriate sections below.

No issues or discrepancies were noted in the cooler receipt form.

3.0 Holding Times

Were samples extracted/analyzed within applicable limits?

Yes

4.0 Blank Contamination

Were any analytes detected in the Method Blanks, Field Blanks or Trip Blanks?

Yes

Blank ID	Parameter	Analyte	Concentration/ Amount
1111287A-09A	TO-15	Vinyl chloride	0.094 ppbv / 0.24 µg/m^3
1111287A-09A	TO-15	Bromomethane	0.39 ppbv / 1.5 µg/m^3
1111287A-09A	TO-15	Methylene chloride	0.11 ppbv / 0.38 µg/m^3
1111287A-09A	TO-15	1,2-Dibromoethane (EDB)	0.10 ppbv / 0.79 µg/m^3
1111287A-09A	TO-15	1,3-Dichlorobenzene	0.16 ppbv / 0.93 µg/m^3

Blank ID	Parameter	Analyte	Concentration/ Amount
1111287A-09A	TO-15	1,4-Dichlorobenzene	0.18 ppbv / 1.1 µg/m^3
1111287A-09A	TO-15	1,2,4-Trichlorobenzene	0.34 ppbv / 2.5 µg/m^3
1111287B-09A	TO-15	Oxygen	0.013 %
1111287B-09A	TO-15	Nitrogen	0.081 %

Qualifications due to blank contamination are included in the table below. Analytical data that were reported non-detect or at concentrations greater than five times (5X) the associated blank concentration did not require qualification.

Sample ID	Parameter	Analyte	New Reporting Limit (RL)	Qualification
VMP-5-12.5-111111	TO-15	Bromomethane	-	**U**
VMP-11-5-111111	TO-15	Methylene chloride	-	**U**
VMP-11-8-111411	TO-15	Methylene chloride	-	**U**
VMP-11-29-111411	TO-15	Methylene chloride	-	**U**
VMP-13-5-111411	TO-15	Methylene chloride	-	**U**

5.0 Laboratory Control Sample

Were LCS recoveries within evaluation criteria?

No

LCS/LCSD ID	Parameter	Analyte	LCS/LCSD Recovery	LCS/LCSD RPD	LCS/LCSD Criteria
1111287A-11A/AA	TO-15	1,2,4-Trichlorobenzene	130/**136**	5	70-130/25
1111287A-11A/AA	TO-15	Hexachlorobutadiene	**132**/**137**	4	70-130/25

Analytical data reported as nondetect and associated with LCS recoveries above evaluation criteria indicating a possible high bias did not require qualification. No qualification of data was required.

6.0 Surrogate Recoveries

Were surrogate recoveries within evaluation criteria?

Yes

7.0 Matrix Spike and Matrix Spike Duplicate Recoveries

Were MS/MSD samples analyzed as part of this SDG?

MS/MSD samples are not applicable for vapor samples, due to the inability to spike the samples.

8.0 Laboratory Duplicate Results

Were laboratory duplicate samples collected as part of this SDG?

No

9.0 Field Duplicate Results

Were field duplicate samples collected as part of this SDG?

No

10.0 Sample Dilutions

For samples that were diluted and nondetect, were undiluted results also reported?

Not applicable; analytes were detected in samples that were diluted.

11.0 Additional Qualifications

Were additional qualifications applied?

No

Air Toxics LTD.
Laboratory Services Since 1989

12/1/2011
Mr. Jeff Adams
URS Corporation
1001 Highlands Plaza Dr. West
Suite 300
St. Louis MO 63110

Project Name: Roxana Soil Vapor
Project #: 21562593.00010
Workorder #: 1111287A

Dear Mr. Jeff Adams

The following report includes the data for the above referenced project for sample(s) received on 11/16/2011 at Air Toxics Ltd.

The data and associated QC analyzed by Modified TO-15 are compliant with the project requirements or laboratory criteria with the exception of the deviations noted in the attached case narrative.

Thank you for choosing Air Toxics Ltd. for your air analysis needs. Air Toxics Ltd. is committed to providing accurate data of the highest quality. Please feel free to contact the Project Manager: Kelly Buettner at 916-985-1000 if you have any questions regarding the data in this report.

Regards,

Kelly Buettner

Kelly Buettner
Project Manager

Reviewed on 12/13/2011

180 BLUE RAVINE ROAD, SUITE B FOLSOM, CA - 95630
(916) 985-1000 .FAX (916) 985-1020
Hours 6:30 A.M to 5:30 PST

Air Toxics LTD.
Laboratory Services Since 1989

WORK ORDER #: 1111287A

Work Order Summary

CLIENT:	Mr. Jeff Adams URS Corporation 1001 Highlands Plaza Dr. West Suite 300 St. Louis, MO 63110	**BILL TO:**	Accounts Payable Austin URS Corporation P.O. BOX 203970 Austin, TX 78720-1088
PHONE:	314-429-0100	**P.O. #**	21562593.00009
FAX:		**PROJECT #**	21562593.00010 Roxana Soil Vapor
DATE RECEIVED:	11/16/2011	**CONTACT:**	Kelly Buettner
DATE COMPLETED:	12/01/2011		

FRACTION #	NAME	TEST	RECEIPT VAC./PRES.	FINAL PRESSURE
01A	VMP-5-5-111111	Modified TO-15	8.4 "Hg	5 psi
02A	VMP-5-12.5-111111	Modified TO-15	7.2 "Hg	5 psi
03A	VMP-11-5-111111	Modified TO-15	7.2 "Hg	5 psi
04A	VMP-11-8-111411	Modified TO-15	7.2 "Hg	5 psi
05A	VMP-11-29-111411	Modified TO-15	7.0 "Hg	5 psi
06A	VMP-13-5-111411	Modified TO-15	8.2 "Hg	5 psi
07A	VMP-13-10.5-111411	Modified TO-15	7.2 "Hg	5 psi
08A	VMP-14-5-111411	Modified TO-15	7.2 "Hg	5 psi
09A	Lab Blank	Modified TO-15	NA	NA
10A	CCV	Modified TO-15	NA	NA
11A	LCS	Modified TO-15	NA	NA
11AA	LCSD	Modified TO-15	NA	NA

CERTIFIED BY: Linda J. Freeman DATE: 12/01/11

Laboratory Director

Certfication numbers: AZ Licensure AZ0719, CA NELAP - 02110CA, LA NELAP - 02089, NY NELAP - 11291, TX NELAP - T104704434-11-3, UT NELAP -CA009332011-1, WA NELAP - C935
Name of Accrediting Agency: NELAP/Florida Department of Health, Scope of Application: Clean Air Act, Accreditation number: E87680, Effective date: 07/01/11 , Expiration date: 06/30/12.
Air Toxies Ltd. certifies that the test results contained in this report meet all requirements of the NELAC standards

This report shall not be reproduced, except in full, without the written approval of Air Toxics Ltd.

180 BLUE RAVINE ROAD, SUITE B FOLSOM, CA - 95630
(916) 985-1000 . (800) 985-5955 . FAX (916) 985-1020

LABORATORY NARRATIVE
EPA Method TO-15
URS Corporation
Workorder# 1111287A

Eight 1 Liter Summa Canister samples were received on November 16, 2011. The laboratory performed analysis via EPA Method TO-15 using GC/MS in the full scan mode.

This workorder was independently validated prior to submittal using 'USEPA National Functional Guidelines' as generally applied to the analysis of volatile organic compounds in air. A rules-based, logic driven, independent validation engine was employed to assess completeness, evaluate pass/fail of relevant project quality control requirements and verification of all quantified amounts.

Receiving Notes

There were no receiving discrepancies.

Analytical Notes

As per project specific client request the laboratory has reported estimated values for target compound hits that are below the Reporting Limit but greater than the Method Detection Limit. Concentrations that are below the level at which the canister was certified may be false positives.

Definition of Data Qualifying Flags

Eight qualifiers may have been used on the data analysis sheets and indicates as follows:

B - Compound present in laboratory blank greater than reporting limit (background subtraction not performed).
J - Estimated value.
E - Exceeds instrument calibration range.
S - Saturated peak.
Q - Exceeds quality control limits.
U - Compound analyzed for but not detected above the reporting limit.
UJ- Non-detected compound associated with low bias in the CCV and/or LCS.
N - The identification is based on presumptive evidence.

File extensions may have been used on the data analysis sheets and indicates as follows:
a-File was requantified
b-File was quantified by a second column and detector
r1-File was requantified for the purpose of reissue

Air Toxics LTD.
Laboratory Services Since 1989

Summary of Detected Compounds
EPA METHOD TO-15 GC/MS FULL SCAN

Client Sample ID: VMP-5-5-111111

Lab ID#: 1111287A-01A

Compound	Rpt. Limit (ppbv)	Amount (ppbv)	Rpt. Limit (ug/m3)	Amount (ug/m3)
Freon 12	0.93	0.30 J	4.6	1.5 J
Ethanol	3.7	7.5	7.0	14
Acetone	3.7	62	8.8	150
2-Propanol	3.7	5.6	9.1	14
Carbon Disulfide	3.7	0.78 J	12	2.4 J
Methylene Chloride	0.93	0.66 J	3.2	2.3 J
Hexane	0.93	32	3.3	110
2-Butanone (Methyl Ethyl Ketone)	3.7	0.82 J	11	2.4 J
Cyclohexane	0.93	72	3.2	250
2,2,4-Trimethylpentane	0.93	210	4.3	970
Benzene	0.93	9.6	3.0	30
Heptane	0.93	56	3.8	230
4-Methyl-2-pentanone	0.93	5.2	3.8	21
Toluene	0.93	2.6	3.5	9.6
Ethyl Benzene	0.93	0.45 J	4.0	2.0 J
m,p-Xylene	0.93	1.4	4.0	5.9
o-Xylene	0.93	0.38 J	4.0	1.6 J
Cumene	0.93	5.1	4.6	25
Propylbenzene	0.93	3.7	4.6	18
4-Ethyltoluene	0.93	0.49 J	4.6	2.4 J
1,3,5-Trimethylbenzene	0.93	0.26 J	4.6	1.3 J
1,2,4-Trimethylbenzene	0.93	0.47 J	4.6	2.3 J
Butane	3.7	21	8.8	50
Isopentane	3.7	80	11	240

Client Sample ID: VMP-5-12.5-111111

Lab ID#: 1111287A-02A

Compound	Rpt. Limit (ppbv)	Amount (ppbv)	Rpt. Limit (ug/m3)	Amount (ug/m3)
Freon 12	0.88	0.35 J	4.4	1.7 J
Bromomethane	0.88	~~0.52 J~~ U	3.4	~~2.0 J~~ U

Air Toxics LTD.
Laboratory Services Since 1989

Summary of Detected Compounds
EPA METHOD TO-15 GC/MS FULL SCAN

Client Sample ID: VMP-5-12.5-111111

Lab ID#: 1111287A-02A

Ethanol	3.5	6.1	6.6	11
Acetone	3.5	3.6	8.4	8.5
2-Propanol	3.5	3.7	8.6	9.1
Carbon Disulfide	3.5	0.75 J	11	2.3 J
Methylene Chloride	0.88	0.69 J	3.0	2.4 J
Hexane	0.88	0.50 J	3.1	1.8 J
2-Butanone (Methyl Ethyl Ketone)	3.5	0.76 J	10	2.2 J
cis-1,2-Dichloroethene	0.88	0.31 J	3.5	1.2 J
Chloroform	0.88	4.3	4.3	21
Cyclohexane	0.88	0.56 J	3.0	1.9 J
2,2,4-Trimethylpentane	0.88	2.0	4.1	9.3
Benzene	0.88	2.0	2.8	6.4
Heptane	0.88	0.60 J	3.6	2.4 J
Trichloroethene	0.88	0.32 J	4.7	1.7 J
4-Methyl-2-pentanone	0.88	5.4	3.6	22
Toluene	0.88	2.5	3.3	9.4
Ethyl Benzene	0.88	0.24 J	3.8	1.0 J
m,p-Xylene	0.88	0.57 J	3.8	2.5 J
o-Xylene	0.88	0.17 J	3.8	0.74 J
Cumene	0.88	0.49 J	4.3	2.4 J
Propylbenzene	0.88	0.16 J	4.3	0.82 J
4-Ethyltoluene	0.88	0.14 J	4.3	0.67 J
1,3,5-Trimethylbenzene	0.88	0.12 J	4.3	0.61 J
1,2,4-Trimethylbenzene	0.88	0.29 J	4.3	1.4 J
Butane	3.5	1.5 J	8.4	3.5 J
Isopentane	3.5	1.0 J	10	2.9 J

Client Sample ID: VMP-11-5-111111

Lab ID#: 1111287A-03A

Compound	Rpt. Limit (ppbv)	Amount (ppbv)	Rpt. Limit (ug/m3)	Amount (ug/m3)
Acetone	12	3.3 J	28	7.8 J
Methylene Chloride	2.9	~~0.54 J~~ U	10	~~1.9 J~~ U

Air Toxics LTD.
Laboratory Services Since 1989

Summary of Detected Compounds
EPA METHOD TO-15 GC/MS FULL SCAN

Client Sample ID: VMP-11-5-111111

Lab ID#: 1111287A-03A

Hexane	2.9	70	10	250
Chloroform	2.9	1.2 J	14	6.0 J
Cyclohexane	2.9	40	10	140
2,2,4-Trimethylpentane	2.9	200	14	940
Benzene	2.9	5.0	9.4	16
Heptane	2.9	20	12	84
4-Methyl-2-pentanone	2.9	5.8	12	24
Toluene	2.9	2.8 J	11	10 J
m,p-Xylene	2.9	0.82 J	13	3.6 J
Cumene	2.9	0.49 J	14	2.4 J
Butane	12	310	28	740
Isopentane	12	480	35	1400

Client Sample ID: VMP-11-8-111411

Lab ID#: 1111287A-04A

Compound	Rpt. Limit (ppbv)	Amount (ppbv)	Rpt. Limit (ug/m3)	Amount (ug/m3)
Freon 12	0.88	0.50 J	4.4	2.5 J
Ethanol	3.5	23	6.6	43
Acetone	3.5	7.9	8.4	19
2-Propanol	3.5	20	8.6	49
Carbon Disulfide	3.5	1.2 J	11	3.7 J
Methylene Chloride	0.88	~~0.40 J~~ U	3.0	~~1.4 J~~ U
Hexane	0.88	4.4	3.1	16
2-Butanone (Methyl Ethyl Ketone)	3.5	1.8 J	10	5.2 J
cis-1,2-Dichloroethene	0.88	0.28 J	3.5	1.1 J
Tetrahydrofuran	0.88	0.38 J	2.6	1.1 J
Chloroform	0.88	0.52 J	4.3	2.6 J
Cyclohexane	0.88	2.2	3.0	7.7
2,2,4-Trimethylpentane	0.88	6.6	4.1	31
Benzene	0.88	220	2.8	700
Heptane	0.88	1.2	3.6	5.0
Trichloroethene	0.88	0.27 J	4.7	1.5 J

Air Toxics LTD.
Laboratory Services Since 1989

Summary of Detected Compounds
EPA METHOD TO-15 GC/MS FULL SCAN

Client Sample ID: VMP-11-8-111411

Lab ID#: 1111287A-04A

4-Methyl-2-pentanone	0.88	9.2	3.6	38
Toluene	0.88	3.6	3.3	13
Tetrachloroethene	0.88	0.56 J	6.0	3.8 J
Ethyl Benzene	0.88	0.30 J	3.8	1.3 J
m,p-Xylene	0.88	0.68 J	3.8	3.0 J
o-Xylene	0.88	0.16 J	3.8	0.70 J
Cumene	0.88	0.91	4.3	4.4
4-Ethyltoluene	0.88	0.18 J	4.3	0.86 J
1,2,4-Trimethylbenzene	0.88	0.24 J	4.3	1.2 J
Butane	3.5	18	8.4	42
Isopentane	3.5	26	10	78

Client Sample ID: VMP-11-29-111411

Lab ID#: 1111287A-05A

Compound	Rpt. Limit (ppbv)	Amount (ppbv)	Rpt. Limit (ug/m3)	Amount (ug/m3)
Freon 12	0.88	0.38 J	4.3	1.9 J
Ethanol	3.5	14	6.6	26
Acetone	3.5	6.4	8.3	15
2-Propanol	3.5	7.4	8.6	18
Methylene Chloride	0.88	~~0.49 J~~ U	3.0	~~1.7 J~~ U
Methyl tert-butyl ether	0.88	1.0	3.2	3.7
Hexane	0.88	0.64 J	3.1	2.3 J
2-Butanone (Methyl Ethyl Ketone)	3.5	1.0 J	10	3.0 J
Chloroform	0.88	2.9	4.3	14
Cyclohexane	0.88	0.40 J	3.0	1.4 J
2,2,4-Trimethylpentane	0.88	1.1	4.1	5.0
Benzene	0.88	2.8	2.8	9.0
Heptane	0.88	0.70 J	3.6	2.9 J
Trichloroethene	0.88	0.26 J	4.7	1.4 J
4-Methyl-2-pentanone	0.88	9.8	3.6	40
Toluene	0.88	3.7	3.3	14
Ethyl Benzene	0.88	0.20 J	3.8	0.86 J

Air Toxics LTD.
Laboratory Services Since 1989

Summary of Detected Compounds
EPA METHOD TO-15 GC/MS FULL SCAN

Client Sample ID: VMP-11-29-111411

Lab ID#: 1111287A-05A

m,p-Xylene	0.88	0.41 J	3.8	1.8 J
o-Xylene	0.88	0.11 J	3.8	0.48 J
Cumene	0.88	1.1	4.3	5.4
1,2,4-Trimethylbenzene	0.88	0.18 J	4.3	0.88 J
Isopentane	3.5	1.7 J	10	4.9 J

Client Sample ID: VMP-13-5-111411

Lab ID#: 1111287A-06A

Compound	Rpt. Limit (ppbv)	Amount (ppbv)	Rpt. Limit (ug/m3)	Amount (ug/m3)
Freon 12	0.92	0.41 J	4.5	2.0 J
Ethanol	3.7	14	6.9	27
Acetone	3.7	4.2	8.7	10
2-Propanol	3.7	4.9	9.0	12
Carbon Disulfide	3.7	0.56 J	11	1.8 J
Methylene Chloride	0.92	~~0.47 J~~ U	3.2	~~1.6 J~~ U
Hexane	0.92	0.26 J	3.2	0.93 J
2-Butanone (Methyl Ethyl Ketone)	3.7	1.0 J	11	3.0 J
2,2,4-Trimethylpentane	0.92	0.95	4.3	4.4
Benzene	0.92	3.5	2.9	11
Heptane	0.92	0.49 J	3.8	2.0 J
Trichloroethene	0.92	0.18 J	4.9	0.96 J
4-Methyl-2-pentanone	0.92	7.5	3.8	31
Toluene	0.92	3.0	3.5	11
Ethyl Benzene	0.92	0.22 J	4.0	0.94 J
m,p-Xylene	0.92	0.44 J	4.0	1.9 J
o-Xylene	0.92	0.15 J	4.0	0.65 J
Cumene	0.92	0.93	4.5	4.6
1,2,4-Trimethylbenzene	0.92	0.15 J	4.5	0.72 J
Butane	3.7	1.4 J	8.7	3.2 J
Isopentane	3.7	0.59 J	11	1.7 J

Air Toxics LTD.
Laboratory Services Since 1989

Summary of Detected Compounds
EPA METHOD TO-15 GC/MS FULL SCAN

Client Sample ID: VMP-13-10.5-111411

Lab ID#: 1111287A-07A

Compound	Rpt. Limit (ppbv)	Amount (ppbv)	Rpt. Limit (ug/m3)	Amount (ug/m3)
Freon 12	0.88	0.40 J	4.4	2.0 J
Ethanol	3.5	28	6.6	53
Acetone	3.5	5.5	8.4	13
2-Propanol	3.5	8.9	8.6	22
Methylene Chloride	0.88	1.3	3.0	4.4
Hexane	0.88	0.37 J	3.1	1.3 J
2-Butanone (Methyl Ethyl Ketone)	3.5	1.2 J	10	3.7 J
2,2,4-Trimethylpentane	0.88	0.36 J	4.1	1.7 J
Benzene	0.88	4.0	2.8	13
Heptane	0.88	0.43 J	3.6	1.8 J
Trichloroethene	0.88	0.22 J	4.7	1.2 J
4-Methyl-2-pentanone	0.88	9.6	3.6	39
Toluene	0.88	4.4	3.3	17
Ethyl Benzene	0.88	0.27 J	3.8	1.2 J
m,p-Xylene	0.88	0.54 J	3.8	2.3 J
o-Xylene	0.88	0.17 J	3.8	0.73 J
Cumene	0.88	0.99	4.3	4.9
4-Ethyltoluene	0.88	0.14 J	4.3	0.71 J
1,2,4-Trimethylbenzene	0.88	0.28 J	4.3	1.4 J
Butane	3.5	2.3 J	8.4	5.4 J
Isopentane	3.5	2.9 J	10	8.6 J

Client Sample ID: VMP-14-5-111411

Lab ID#: 1111287A-08A

Compound	Rpt. Limit (ppbv)	Amount (ppbv)	Rpt. Limit (ug/m3)	Amount (ug/m3)
Acetone	14	3.3 J	33	7.8 J
2-Propanol	14	3.6 J	35	8.8 J
Carbon Disulfide	14	2.8 J	44	8.8 J
2,2,4-Trimethylpentane	3.5	2.7 J	16	12 J
Benzene	3.5	980	11	3100

Air Toxics LTD.
Laboratory Services Since 1989

Summary of Detected Compounds
EPA METHOD TO-15 GC/MS FULL SCAN

Client Sample ID: VMP-14-5-111411

Lab ID#: 1111287A-08A

4-Methyl-2-pentanone	3.5	4.7	14	19
Toluene	3.5	5.4	13	20
Cumene	3.5	0.46 J	17	2.2 J
Butane	14	4.7 J	33	11 J
Isopentane	14	3.3 J	42	9.7 J

Air Toxics LTD.
Laboratory Services Since 1989

Client Sample ID: VMP-5-5-111111

Lab ID#: 1111287A-01A

EPA METHOD TO-15 GC/MS FULL SCAN

File Name:	3111932	Date of Collection:	11/11/11 11:08:00 A
Dil. Factor:	1.86	Date of Analysis:	11/19/11 10:48 PM

Compound	Rpt. Limit (ppbv)	Amount (ppbv)	Rpt. Limit (ug/m3)	Amount (ug/m3)
Freon 12	0.93	0.30 J	4.6	1.5 J
Freon 114	0.93	Not Detected	6.5	Not Detected
Chloromethane	3.7	Not Detected	7.7	Not Detected
Vinyl Chloride	0.93	Not Detected	2.4	Not Detected
1,3-Butadiene	0.93	Not Detected	2.0	Not Detected
Bromomethane	0.93	Not Detected	3.6	Not Detected
Chloroethane	3.7	Not Detected	9.8	Not Detected
Freon 11	0.93	Not Detected	5.2	Not Detected
Ethanol	3.7	7.5	7.0	14
Freon 113	0.93	Not Detected	7.1	Not Detected
1,1-Dichloroethene	0.93	Not Detected	3.7	Not Detected
Acetone	3.7	62	8.8	150
2-Propanol	3.7	5.6	9.1	14
Carbon Disulfide	3.7	0.78 J	12	2.4 J
3-Chloropropene	3.7	Not Detected	12	Not Detected
Methylene Chloride	0.93	0.66 J	3.2	2.3 J
Methyl tert-butyl ether	0.93	Not Detected	3.4	Not Detected
trans-1,2-Dichloroethene	0.93	Not Detected	3.7	Not Detected
Hexane	0.93	32	3.3	110
1,1-Dichloroethane	0.93	Not Detected	3.8	Not Detected
2-Butanone (Methyl Ethyl Ketone)	3.7	0.82 J	11	2.4 J
cis-1,2-Dichloroethene	0.93	Not Detected	3.7	Not Detected
Tetrahydrofuran	0.93	Not Detected	2.7	Not Detected
Chloroform	0.93	Not Detected	4.5	Not Detected
1,1,1-Trichloroethane	0.93	Not Detected	5.1	Not Detected
Cyclohexane	0.93	72	3.2	250
Carbon Tetrachloride	0.93	Not Detected	5.8	Not Detected
2,2,4-Trimethylpentane	0.93	210	4.3	970
Benzene	0.93	9.6	3.0	30
1,2-Dichloroethane	0.93	Not Detected	3.8	Not Detected
Heptane	0.93	56	3.8	230
Trichloroethene	0.93	Not Detected	5.0	Not Detected
1,2-Dichloropropane	0.93	Not Detected	4.3	Not Detected
1,4-Dioxane	3.7	Not Detected	13	Not Detected
Bromodichloromethane	0.93	Not Detected	6.2	Not Detected
cis-1,3-Dichloropropene	0.93	Not Detected	4.2	Not Detected
4-Methyl-2-pentanone	0.93	5.2	3.8	21
Toluene	0.93	2.6	3.5	9.6
trans-1,3-Dichloropropene	0.93	Not Detected	4.2	Not Detected
1,1,2-Trichloroethane	0.93	Not Detected	5.1	Not Detected
Tetrachloroethene	0.93	Not Detected	6.3	Not Detected

Air Toxics LTD.
Laboratory Services Since 1989

Client Sample ID: VMP-5-5-111111

Lab ID#: 1111287A-01A

EPA METHOD TO-15 GC/MS FULL SCAN

File Name:	**3111932**	**Date of Collection:**	**11/11/11 11:08:00 A**
Dil. Factor:	**1.86**	**Date of Analysis:**	**11/19/11 10:48 PM**

Compound	Rpt. Limit (ppbv)	Amount (ppbv)	Rpt. Limit (ug/m3)	Amount (ug/m3)
2-Hexanone	3.7	Not Detected	15	Not Detected
Dibromochloromethane	0.93	Not Detected	7.9	Not Detected
1,2-Dibromoethane (EDB)	0.93	Not Detected	7.1	Not Detected
Chlorobenzene	0.93	Not Detected	4.3	Not Detected
Ethyl Benzene	0.93	0.45 J	4.0	2.0 J
m,p-Xylene	0.93	1.4	4.0	5.9
o-Xylene	0.93	0.38 J	4.0	1.6 J
Styrene	0.93	Not Detected	4.0	Not Detected
Bromoform	0.93	Not Detected	9.6	Not Detected
Cumene	0.93	5.1	4.6	25
1,1,2,2-Tetrachloroethane	0.93	Not Detected	6.4	Not Detected
Propylbenzene	0.93	3.7	4.6	18
4-Ethyltoluene	0.93	0.49 J	4.6	2.4 J
1,3,5-Trimethylbenzene	0.93	0.26 J	4.6	1.3 J
1,2,4-Trimethylbenzene	0.93	0.47 J	4.6	2.3 J
1,3-Dichlorobenzene	0.93	Not Detected	5.6	Not Detected
1,4-Dichlorobenzene	0.93	Not Detected	5.6	Not Detected
alpha-Chlorotoluene	0.93	Not Detected	4.8	Not Detected
1,2-Dichlorobenzene	0.93	Not Detected	5.6	Not Detected
1,2,4-Trichlorobenzene	3.7	Not Detected	28	Not Detected
Hexachlorobutadiene	3.7	Not Detected	40	Not Detected
Butane	3.7	21	8.8	50
Isopentane	3.7	80	11	240

J = Estimated value.

Container Type: 1 Liter Summa Canister

Surrogates	%Recovery	Method Limits
Toluene-d8	98	70-130
1,2-Dichloroethane-d4	109	70-130
4-Bromofluorobenzene	98	70-130

Air Toxics LTD.
Laboratory Services Since 1989

Client Sample ID: VMP-5-12.5-I11111

Lab ID#: 1111287A-02A

EPA METHOD TO-15 GC/MS FULL SCAN

File Name:	3111924	Date of Collection:	11/11/11 12:15:00 P
Dil. Factor:	1.76	Date of Analysis:	11/19/11 07:34 PM

Compound	Rpt. Limit (ppbv)	Amount (ppbv)	Rpt. Limit (ug/m3)	Amount (ug/m3)
Freon 12	0.88	0.35 J	4.4	1.7 J
Freon 114	0.88	Not Detected	6.2	Not Detected
Chloromethane	3.5	Not Detected	7.3	Not Detected
Vinyl Chloride	0.88	Not Detected	2.2	Not Detected
1,3-Butadiene	0.88	Not Detected	1.9	Not Detected
Bromomethane	0.88	~~0.52 J~~ U	3.4	~~2.0 J~~ U
Chloroethane	3.5	Not Detected	9.3	Not Detected
Freon 11	0.88	Not Detected	4.9	Not Detected
Ethanol	3.5	6.1	6.6	11
Freon 113	0.88	Not Detected	6.7	Not Detected
1,1-Dichloroethene	0.88	Not Detected	3.5	Not Detected
Acetone	3.5	3.6	8.4	8.5
2-Propanol	3.5	3.7	8.6	9.1
Carbon Disulfide	3.5	0.75 J	11	2.3 J
3-Chloropropene	3.5	Not Detected	11	Not Detected
Methylene Chloride	0.88	0.69 J	3.0	2.4 J
Methyl tert-butyl ether	0.88	Not Detected	3.2	Not Detected
trans-1,2-Dichloroethene	0.88	Not Detected	3.5	Not Detected
Hexane	0.88	0.50 J	3.1	1.8 J
1,1-Dichloroethane	0.88	Not Detected	3.6	Not Detected
2-Butanone (Methyl Ethyl Ketone)	3.5	0.76 J	10	2.2 J
cis-1,2-Dichloroethene	0.88	0.31 J	3.5	1.2 J
Tetrahydrofuran	0.88	Not Detected	2.6	Not Detected
Chloroform	0.88	4.3	4.3	21
1,1,1-Trichloroethane	0.88	Not Detected	4.8	Not Detected
Cyclohexane	0.88	0.56 J	3.0	1.9 J
Carbon Tetrachloride	0.88	Not Detected	5.5	Not Detected
2,2,4-Trimethylpentane	0.88	2.0	4.1	9.3
Benzene	0.88	2.0	2.8	6.4
1,2-Dichloroethane	0.88	Not Detected	3.6	Not Detected
Heptane	0.88	0.60 J	3.6	2.4 J
Trichloroethene	0.88	0.32 J	4.7	1.7 J
1,2-Dichloropropane	0.88	Not Detected	4.1	Not Detected
1,4-Dioxane	3.5	Not Detected	13	Not Detected
Bromodichloromethane	0.88	Not Detected	5.9	Not Detected
cis-1,3-Dichloropropene	0.88	Not Detected	4.0	Not Detected
4-Methyl-2-pentanone	0.88	5.4	3.6	22
Toluene	0.88	2.5	3.3	9.4
trans-1,3-Dichloropropene	0.88	Not Detected	4.0	Not Detected
1,1,2-Trichloroethane	0.88	Not Detected	4.8	Not Detected
Tetrachloroethene	0.88	Not Detected	6.0	Not Detected

Air Toxics LTD.
Laboratory Services Since 1989

Client Sample ID: VMP-5-12.5-111111

Lab ID#: 1111287A-02A

EPA METHOD TO-15 GC/MS FULL SCAN

File Name:	**3111924**	**Date of Collection:**	**11/11/11 12:15:00 P**
Dil. Factor:	**1.76**	**Date of Analysis:**	**11/19/11 07:34 PM**

Compound	Rpt. Limit (ppbv)	Amount (ppbv)	Rpt. Limit (ug/m3)	Amount (ug/m3)
2-Hexanone	3.5	Not Detected	14	Not Detected
Dibromochloromethane	0.88	Not Detected	7.5	Not Detected
1,2-Dibromoethane (EDB)	0.88	Not Detected	6.8	Not Detected
Chlorobenzene	0.88	Not Detected	4.0	Not Detected
Ethyl Benzene	0.88	0.24 J	3.8	1.0 J
m,p-Xylene	0.88	0.57 J	3.8	2.5 J
o-Xylene	0.88	0.17 J	3.8	0.74 J
Styrene	0.88	Not Detected	3.7	Not Detected
Bromoform	0.88	Not Detected	9.1	Not Detected
Cumene	0.88	0.49 J	4.3	2.4 J
1,1,2,2-Tetrachloroethane	0.88	Not Detected	6.0	Not Detected
Propylbenzene	0.88	0.16 J	4.3	0.82 J
4-Ethyltoluene	0.88	0.14 J	4.3	0.67 J
1,3,5-Trimethylbenzene	0.88	0.12 J	4.3	0.61 J
1,2,4-Trimethylbenzene	0.88	0.29 J	4.3	1.4 J
1,3-Dichlorobenzene	0.88	Not Detected	5.3	Not Detected
1,4-Dichlorobenzene	0.88	Not Detected	5.3	Not Detected
alpha-Chlorotoluene	0.88	Not Detected	4.6	Not Detected
1,2-Dichlorobenzene	0.88	Not Detected	5.3	Not Detected
1,2,4-Trichlorobenzene	3.5	Not Detected	26	Not Detected
Hexachlorobutadiene	3.5	Not Detected	38	Not Detected
Butane	3.5	1.5 J	8.4	3.5 J
Isopentane	3.5	1.0 J	10	2.9 J

J = Estimated value.

Container Type: 1 Liter Summa Canister

Surrogates	%Recovery	Method Limits
Toluene-d8	105	70-130
1,2-Dichloroethane-d4	102	70-130
4-Bromofluorobenzene	100	70-130

Air Toxics LTD.
Laboratory Services Since 1989

Client Sample ID: VMP-11-5-111111

Lab ID#: 1111287A-03A

EPA METHOD TO-15 GC/MS FULL SCAN

File Name:	**3111931**	**Date of Collection:**	**11/11/11 3:55:00 PM**
Dil. Factor:	**5.87**	**Date of Analysis:**	**11/19/11 10:30 PM**

Compound	Rpt. Limit (ppbv)	Amount (ppbv)	Rpt. Limit (ug/m3)	Amount (ug/m3)
Freon 12	2.9	Not Detected	14	Not Detected
Freon 114	2.9	Not Detected	20	Not Detected
Chloromethane	12	Not Detected	24	Not Detected
Vinyl Chloride	2.9	Not Detected	7.5	Not Detected
1,3-Butadiene	2.9	Not Detected	6.5	Not Detected
Bromomethane	2.9	Not Detected	11	Not Detected
Chloroethane	12	Not Detected	31	Not Detected
Freon 11	2.9	Not Detected	16	Not Detected
Ethanol	12	Not Detected	22	Not Detected
Freon 113	2.9	Not Detected	22	Not Detected
1,1-Dichloroethene	2.9	Not Detected	12	Not Detected
Acetone	12	3.3 J	28	7.8 J
2-Propanol	12	Not Detected	29	Not Detected
Carbon Disulfide	12	Not Detected	36	Not Detected
3-Chloropropene	12	Not Detected	37	Not Detected
Methylene Chloride	2.9	~~0.54 J~~ U	10	~~1.9 J~~ U
Methyl tert-butyl ether	2.9	Not Detected	10	Not Detected
trans-1,2-Dichloroethene	2.9	Not Detected	12	Not Detected
Hexane	2.9	70	10	250
1,1-Dichloroethane	2.9	Not Detected	12	Not Detected
2-Butanone (Methyl Ethyl Ketone)	12	Not Detected	35	Not Detected
cis-1,2-Dichloroethene	2.9	Not Detected	12	Not Detected
Tetrahydrofuran	2.9	Not Detected	8.6	Not Detected
Chloroform	2.9	1.2 J	14	6.0 J
1,1,1-Trichloroethane	2.9	Not Detected	16	Not Detected
Cyclohexane	2.9	40	10	140
Carbon Tetrachloride	2.9	Not Detected	18	Not Detected
2,2,4-Trimethylpentane	2.9	200	14	940
Benzene	2.9	5.0	9.4	16
1,2-Dichloroethane	2.9	Not Detected	12	Not Detected
Heptane	2.9	20	12	84
Trichloroethene	2.9	Not Detected	16	Not Detected
1,2-Dichloropropane	2.9	Not Detected	14	Not Detected
1,4-Dioxane	12	Not Detected	42	Not Detected
Bromodichloromethane	2.9	Not Detected	20	Not Detected
cis-1,3-Dichloropropene	2.9	Not Detected	13	Not Detected
4-Methyl-2-pentanone	2.9	5.8	12	24
Toluene	2.9	2.8 J	11	10 J
trans-1,3-Dichloropropene	2.9	Not Detected	13	Not Detected
1,1,2-Trichloroethane	2.9	Not Detected	16	Not Detected
Tetrachloroethene	2.9	Not Detected	20	Not Detected

Air Toxics LTD.
Laboratory Services Since 1989

Client Sample ID: VMP-11-5-111111

Lab ID#: 1111287A-03A

EPA METHOD TO-15 GC/MS FULL SCAN

File Name:	**3111931**	**Date of Collection:**	**11/11/11 3:55:00 PM**
Dil. Factor:	**5.87**	**Date of Analysis:**	**11/19/11 10:30 PM**

Compound	Rpt. Limit (ppbv)	Amount (ppbv)	Rpt. Limit (ug/m3)	Amount (ug/m3)
2-Hexanone	12	Not Detected	48	Not Detected
Dibromochloromethane	2.9	Not Detected	25	Not Detected
1,2-Dibromoethane (EDB)	2.9	Not Detected	22	Not Detected
Chlorobenzene	2.9	Not Detected	14	Not Detected
Ethyl Benzene	2.9	Not Detected	13	Not Detected
m,p-Xylene	2.9	0.82 J	13	3.6 J
o-Xylene	2.9	Not Detected	13	Not Detected
Styrene	2.9	Not Detected	12	Not Detected
Bromoform	2.9	Not Detected	30	Not Detected
Cumene	2.9	0.49 J	14	2.4 J
1,1,2,2-Tetrachloroethane	2.9	Not Detected	20	Not Detected
Propylbenzene	2.9	Not Detected	14	Not Detected
4-Ethyltoluene	2.9	Not Detected	14	Not Detected
1,3,5-Trimethylbenzene	2.9	Not Detected	14	Not Detected
1,2,4-Trimethylbenzene	2.9	Not Detected	14	Not Detected
1,3-Dichlorobenzene	2.9	Not Detected	18	Not Detected
1,4-Dichlorobenzene	2.9	Not Detected	18	Not Detected
alpha-Chlorotoluene	2.9	Not Detected	15	Not Detected
1,2-Dichlorobenzene	2.9	Not Detected	18	Not Detected
1,2,4-Trichlorobenzene	12	Not Detected	87	Not Detected
Hexachlorobutadiene	12	Not Detected	120	Not Detected
Butane	12	310	28	740
Isopentane	12	480	35	1400

J = Estimated value.

Container Type: 1 Liter Summa Canister

Surrogates	%Recovery	Method Limits
Toluene-d8	100	70-130
1,2-Dichloroethane-d4	101	70-130
4-Bromofluorobenzene	99	70-130

Air Toxics LTD.
Laboratory Services Since 1989

Client Sample ID: VMP-11-8-111411

Lab ID#: 1111287A-04A

EPA METHOD TO-15 GC/MS FULL SCAN

File Name:	3111925	Date of Collection:	11/14/11 9:15:00 AM
Dil. Factor:	1.76	Date of Analysis:	11/19/11 07:52 PM

Compound	Rpt. Limit (ppbv)	Amount (ppbv)	Rpt. Limit (ug/m3)	Amount (ug/m3)
Freon 12	0.88	0.50 J	4.4	2.5 J
Freon 114	0.88	Not Detected	6.2	Not Detected
Chloromethane	3.5	Not Detected	7.3	Not Detected
Vinyl Chloride	0.88	Not Detected	2.2	Not Detected
1,3-Butadiene	0.88	Not Detected	1.9	Not Detected
Bromomethane	0.88	Not Detected	3.4	Not Detected
Chloroethane	3.5	Not Detected	9.3	Not Detected
Freon 11	0.88	Not Detected	4.9	Not Detected
Ethanol	3.5	23	6.6	43
Freon 113	0.88	Not Detected	6.7	Not Detected
1,1-Dichloroethene	0.88	Not Detected	3.5	Not Detected
Acetone	3.5	7.9	8.4	19
2-Propanol	3.5	20	8.6	49
Carbon Disulfide	3.5	1.2 J	11	3.7 J
3-Chloropropene	3.5	Not Detected	11	Not Detected
Methylene Chloride	0.88	~~0.40 J~~ U	3.0	~~1.4 J~~ U
Methyl tert-butyl ether	0.88	Not Detected	3.2	Not Detected
trans-1,2-Dichloroethene	0.88	Not Detected	3.5	Not Detected
Hexane	0.88	4.4	3.1	16
1,1-Dichloroethane	0.88	Not Detected	3.6	Not Detected
2-Butanone (Methyl Ethyl Ketone)	3.5	1.8 J	10	5.2 J
cis-1,2-Dichloroethene	0.88	0.28 J	3.5	1.1 J
Tetrahydrofuran	0.88	0.38 J	2.6	1.1 J
Chloroform	0.88	0.52 J	4.3	2.6 J
1,1,1-Trichloroethane	0.88	Not Detected	4.8	Not Detected
Cyclohexane	0.88	2.2	3.0	7.7
Carbon Tetrachloride	0.88	Not Detected	5.5	Not Detected
2,2,4-Trimethylpentane	0.88	6.6	4.1	31
Benzene	0.88	220	2.8	700
1,2-Dichloroethane	0.88	Not Detected	3.6	Not Detected
Heptane	0.88	1.2	3.6	5.0
Trichloroethene	0.88	0.27 J	4.7	1.5 J
1,2-Dichloropropane	0.88	Not Detected	4.1	Not Detected
1,4-Dioxane	3.5	Not Detected	13	Not Detected
Bromodichloromethane	0.88	Not Detected	5.9	Not Detected
cis-1,3-Dichloropropene	0.88	Not Detected	4.0	Not Detected
4-Methyl-2-pentanone	0.88	9.2	3.6	38
Toluene	0.88	3.6	3.3	13
trans-1,3-Dichloropropene	0.88	Not Detected	4.0	Not Detected
1,1,2-Trichloroethane	0.88	Not Detected	4.8	Not Detected
Tetrachloroethene	0.88	0.56 J	6.0	3.8 J

Air Toxics LTD.
Laboratory Services Since 1989

Client Sample ID: VMP-11-8-111411

Lab ID#: 1111287A-04A

EPA METHOD TO-15 GC/MS FULL SCAN

File Name:	**3111925**	**Date of Collection:**	**11/14/11 9:15:00 AM**
Dil. Factor:	**1.76**	**Date of Analysis:**	**11/19/11 07:52 PM**

Compound	Rpt. Limit (ppbv)	Amount (ppbv)	Rpt. Limit (ug/m3)	Amount (ug/m3)
2-Hexanone	3.5	Not Detected	14	Not Detected
Dibromochloromethane	0.88	Not Detected	7.5	Not Detected
1,2-Dibromoethane (EDB)	0.88	Not Detected	6.8	Not Detected
Chlorobenzene	0.88	Not Detected	4.0	Not Detected
Ethyl Benzene	0.88	0.30 J	3.8	1.3 J
m,p-Xylene	0.88	0.68 J	3.8	3.0 J
o-Xylene	0.88	0.16 J	3.8	0.70 J
Styrene	0.88	Not Detected	3.7	Not Detected
Bromoform	0.88	Not Detected	9.1	Not Detected
Cumene	0.88	0.91	4.3	4.4
1,1,2,2-Tetrachloroethane	0.88	Not Detected	6.0	Not Detected
Propylbenzene	0.88	Not Detected	4.3	Not Detected
4-Ethyltoluene	0.88	0.18 J	4.3	0.86 J
1,3,5-Trimethylbenzene	0.88	Not Detected	4.3	Not Detected
1,2,4-Trimethylbenzene	0.88	0.24 J	4.3	1.2 J
1,3-Dichlorobenzene	0.88	Not Detected	5.3	Not Detected
1,4-Dichlorobenzene	0.88	Not Detected	5.3	Not Detected
alpha-Chlorotoluene	0.88	Not Detected	4.6	Not Detected
1,2-Dichlorobenzene	0.88	Not Detected	5.3	Not Detected
1,2,4-Trichlorobenzene	3.5	Not Detected	26	Not Detected
Hexachlorobutadiene	3.5	Not Detected	38	Not Detected
Butane	3.5	18	8.4	42
Isopentane	3.5	26	10	78

J = Estimated value.

Container Type: 1 Liter Summa Canister

Surrogates	%Recovery	Method Limits
Toluene-d8	103	70-130
1,2-Dichloroethane-d4	106	70-130
4-Bromofluorobenzene	104	70-130

Air Toxics LTD.
Laboratory Services Since 1989

Client Sample ID: VMP-11-29-111411

Lab ID#: 1111287A-05A

EPA METHOD TO-15 GC/MS FULL SCAN

File Name:	3111926	Date of Collection:	11/14/11 10:30:00 A
Dil. Factor:	1.75	Date of Analysis:	11/19/11 08:38 PM

Compound	Rpt. Limit (ppbv)	Amount (ppbv)	Rpt. Limit (ug/m3)	Amount (ug/m3)
Freon 12	0.88	0.38 J	4.3	1.9 J
Freon 114	0.88	Not Detected	6.1	Not Detected
Chloromethane	3.5	Not Detected	7.2	Not Detected
Vinyl Chloride	0.88	Not Detected	2.2	Not Detected
1,3-Butadiene	0.88	Not Detected	1.9	Not Detected
Bromomethane	0.88	Not Detected	3.4	Not Detected
Chloroethane	3.5	Not Detected	9.2	Not Detected
Freon 11	0.88	Not Detected	4.9	Not Detected
Ethanol	3.5	14	6.6	26
Freon 113	0.88	Not Detected	6.7	Not Detected
1,1-Dichloroethene	0.88	Not Detected	3.5	Not Detected
Acetone	3.5	6.4	8.3	15
2-Propanol	3.5	7.4	8.6	18
Carbon Disulfide	3.5	Not Detected	11	Not Detected
3-Chloropropene	3.5	Not Detected	11	Not Detected
Methylene Chloride	0.88	~~0.49 J~~ u	3.0	~~1.7 J~~ u
Methyl tert-butyl ether	0.88	1.0	3.2	3.7
trans-1,2-Dichloroethene	0.88	Not Detected	3.5	Not Detected
Hexane	0.88	0.64 J	3.1	2.3 J
1,1-Dichloroethane	0.88	Not Detected	3.5	Not Detected
2-Butanone (Methyl Ethyl Ketone)	3.5	1.0 J	10	3.0 J
cis-1,2-Dichloroethene	0.88	Not Detected	3.5	Not Detected
Tetrahydrofuran	0.88	Not Detected	2.6	Not Detected
Chloroform	0.88	2.9	4.3	14
1,1,1-Trichloroethane	0.88	Not Detected	4.8	Not Detected
Cyclohexane	0.88	0.40 J	3.0	1.4 J
Carbon Tetrachloride	0.88	Not Detected	5.5	Not Detected
2,2,4-Trimethylpentane	0.88	1.1	4.1	5.0
Benzene	0.88	2.8	2.8	9.0
1,2-Dichloroethane	0.88	Not Detected	3.5	Not Detected
Heptane	0.88	0.70 J	3.6	2.9 J
Trichloroethene	0.88	0.26 J	4.7	1.4 J
1,2-Dichloropropane	0.88	Not Detected	4.0	Not Detected
1,4-Dioxane	3.5	Not Detected	13	Not Detected
Bromodichloromethane	0.88	Not Detected	5.9	Not Detected
cis-1,3-Dichloropropene	0.88	Not Detected	4.0	Not Detected
4-Methyl-2-pentanone	0.88	9.8	3.6	40
Toluene	0.88	3.7	3.3	14
trans-1,3-Dichloropropene	0.88	Not Detected	4.0	Not Detected
1,1,2-Trichloroethane	0.88	Not Detected	4.8	Not Detected
Tetrachloroethene	0.88	Not Detected	5.9	Not Detected

Air Toxics LTD.
Laboratory Services Since 1989

Client Sample ID: VMP-11-29-111411

Lab ID#: 1111287A-05A

EPA METHOD TO-15 GC/MS FULL SCAN

File Name:	**3111926**	**Date of Collection:**	**11/14/11 10:30:00 A**
Dil. Factor:	**1.75**	**Date of Analysis:**	**11/19/11 08:38 PM**

Compound	Rpt. Limit (ppbv)	Amount (ppbv)	Rpt. Limit (ug/m3)	Amount (ug/m3)
2-Hexanone	3.5	Not Detected	14	Not Detected
Dibromochloromethane	0.88	Not Detected	7.4	Not Detected
1,2-Dibromoethane (EDB)	0.88	Not Detected	6.7	Not Detected
Chlorobenzene	0.88	Not Detected	4.0	Not Detected
Ethyl Benzene	0.88	0.20 J	3.8	0.86 J
m,p-Xylene	0.88	0.41 J	3.8	1.8 J
o-Xylene	0.88	0.11 J	3.8	0.48 J
Styrene	0.88	Not Detected	3.7	Not Detected
Bromoform	0.88	Not Detected	9.0	Not Detected
Cumene	0.88	1.1	4.3	5.4
1,1,2,2-Tetrachloroethane	0.88	Not Detected	6.0	Not Detected
Propylbenzene	0.88	Not Detected	4.3	Not Detected
4-Ethyltoluene	0.88	Not Detected	4.3	Not Detected
1,3,5-Trimethylbenzene	0.88	Not Detected	4.3	Not Detected
1,2,4-Trimethylbenzene	0.88	0.18 J	4.3	0.88 J
1,3-Dichlorobenzene	0.88	Not Detected	5.3	Not Detected
1,4-Dichlorobenzene	0.88	Not Detected	5.3	Not Detected
alpha-Chlorotoluene	0.88	Not Detected	4.5	Not Detected
1,2-Dichlorobenzene	0.88	Not Detected	5.3	Not Detected
1,2,4-Trichlorobenzene	3.5	Not Detected	26	Not Detected
Hexachlorobutadiene	3.5	Not Detected	37	Not Detected
Butane	3.5	Not Detected	8.3	Not Detected
Isopentane	3.5	1.7 J	10	4.9 J

J = Estimated value.

Container Type: 1 Liter Summa Canister

Surrogates	%Recovery	Method Limits
Toluene-d8	107	70-130
1,2-Dichloroethane-d4	104	70-130
4-Bromofluorobenzene	102	70-130

Air Toxics LTD.
Laboratory Services Since 1989

Client Sample ID: VMP-13-5-111411

Lab ID#: 1111287A-06A

EPA METHOD TO-15 GC/MS FULL SCAN

File Name:	3111927	Date of Collection:	11/14/11 12:11:00 P
Dil. Factor:	1.84	Date of Analysis:	11/19/11 09:03 PM

Compound	Rpt. Limit (ppbv)	Amount (ppbv)	Rpt. Limit (ug/m3)	Amount (ug/m3)
Freon 12	0.92	0.41 J	4.5	2.0 J
Freon 114	0.92	Not Detected	6.4	Not Detected
Chloromethane	3.7	Not Detected	7.6	Not Detected
Vinyl Chloride	0.92	Not Detected	2.4	Not Detected
1,3-Butadiene	0.92	Not Detected	2.0	Not Detected
Bromomethane	0.92	Not Detected	3.6	Not Detected
Chloroethane	3.7	Not Detected	9.7	Not Detected
Freon 11	0.92	Not Detected	5.2	Not Detected
Ethanol	3.7	14	6.9	27
Freon 113	0.92	Not Detected	7.0	Not Detected
1,1-Dichloroethene	0.92	Not Detected	3.6	Not Detected
Acetone	3.7	4.2	8.7	10
2-Propanol	3.7	4.9	9.0	12
Carbon Disulfide	3.7	0.56 J	11	1.8 J
3-Chloropropene	3.7	Not Detected	12	Not Detected
Methylene Chloride	0.92	~~0.47 J~~ U	3.2	~~1.6 J~~ U
Methyl tert-butyl ether	0.92	Not Detected	3.3	Not Detected
trans-1,2-Dichloroethene	0.92	Not Detected	3.6	Not Detected
Hexane	0.92	0.26 J	3.2	0.93 J
1,1-Dichloroethane	0.92	Not Detected	3.7	Not Detected
2-Butanone (Methyl Ethyl Ketone)	3.7	1.0 J	11	3.0 J
cis-1,2-Dichloroethene	0.92	Not Detected	3.6	Not Detected
Tetrahydrofuran	0.92	Not Detected	2.7	Not Detected
Chloroform	0.92	Not Detected	4.5	Not Detected
1,1,1-Trichloroethane	0.92	Not Detected	5.0	Not Detected
Cyclohexane	0.92	Not Detected	3.2	Not Detected
Carbon Tetrachloride	0.92	Not Detected	5.8	Not Detected
2,2,4-Trimethylpentane	0.92	0.95	4.3	4.4
Benzene	0.92	3.5	2.9	11
1,2-Dichloroethane	0.92	Not Detected	3.7	Not Detected
Heptane	0.92	0.49 J	3.8	2.0 J
Trichloroethene	0.92	0.18 J	4.9	0.96 J
1,2-Dichloropropane	0.92	Not Detected	4.2	Not Detected
1,4-Dioxane	3.7	Not Detected	13	Not Detected
Bromodichloromethane	0.92	Not Detected	6.2	Not Detected
cis-1,3-Dichloropropene	0.92	Not Detected	4.2	Not Detected
4-Methyl-2-pentanone	0.92	7.5	3.8	31
Toluene	0.92	3.0	3.5	11
trans-1,3-Dichloropropene	0.92	Not Detected	4.2	Not Detected
1,1,2-Trichloroethane	0.92	Not Detected	5.0	Not Detected
Tetrachloroethene	0.92	Not Detected	6.2	Not Detected

Air Toxics LTD.
Laboratory Services Since 1989

Client Sample ID: VMP-13-5-111411

Lab ID#: 1111287A-06A

EPA METHOD TO-15 GC/MS FULL SCAN

File Name:	**3111927**	**Date of Collection:**	**11/14/11 12:11:00 P**
Dil. Factor:	**1.84**	**Date of Analysis:**	**11/19/11 09:03 PM**

Compound	Rpt. Limit (ppbv)	Amount (ppbv)	Rpt. Limit (ug/m3)	Amount (ug/m3)
2-Hexanone	3.7	Not Detected	15	Not Detected
Dibromochloromethane	0.92	Not Detected	7.8	Not Detected
1,2-Dibromoethane (EDB)	0.92	Not Detected	7.1	Not Detected
Chlorobenzene	0.92	Not Detected	4.2	Not Detected
Ethyl Benzene	0.92	0.22 J	4.0	0.94 J
m,p-Xylene	0.92	0.44 J	4.0	1.9 J
o-Xylene	0.92	0.15 J	4.0	0.65 J
Styrene	0.92	Not Detected	3.9	Not Detected
Bromoform	0.92	Not Detected	9.5	Not Detected
Cumene	0.92	0.93	4.5	4.6
1,1,2,2-Tetrachloroethane	0.92	Not Detected	6.3	Not Detected
Propylbenzene	0.92	Not Detected	4.5	Not Detected
4-Ethyltoluene	0.92	Not Detected	4.5	Not Detected
1,3,5-Trimethylbenzene	0.92	Not Detected	4.5	Not Detected
1,2,4-Trimethylbenzene	0.92	0.15 J	4.5	0.72 J
1,3-Dichlorobenzene	0.92	Not Detected	5.5	Not Detected
1,4-Dichlorobenzene	0.92	Not Detected	5.5	Not Detected
alpha-Chlorotoluene	0.92	Not Detected	4.8	Not Detected
1,2-Dichlorobenzene	0.92	Not Detected	5.5	Not Detected
1,2,4-Trichlorobenzene	3.7	Not Detected	27	Not Detected
Hexachlorobutadiene	3.7	Not Detected	39	Not Detected
Butane	3.7	1.4 J	8.7	3.2 J
Isopentane	3.7	0.59 J	11	1.7 J

J = Estimated value.

Container Type: 1 Liter Summa Canister

Surrogates	%Recovery	Method Limits
Toluene-d8	107	70-130
1,2-Dichloroethane-d4	103	70-130
4-Bromofluorobenzene	98	70-130

Air Toxics LTD.
Laboratory Services Since 1989

Client Sample ID: VMP-13-10.5-111411

Lab ID#: 1111287A-07A

EPA METHOD TO-15 GC/MS FULL SCAN

File Name:	3111928	Date of Collection:	11/14/11 2:51:00 PM
Dil. Factor:	1.76	Date of Analysis:	11/19/11 09:26 PM

Compound	Rpt. Limit (ppbv)	Amount (ppbv)	Rpt. Limit (ug/m3)	Amount (ug/m3)
Freon 12	0.88	0.40 J	4.4	2.0 J
Freon 114	0.88	Not Detected	6.2	Not Detected
Chloromethane	3.5	Not Detected	7.3	Not Detected
Vinyl Chloride	0.88	Not Detected	2.2	Not Detected
1,3-Butadiene	0.88	Not Detected	1.9	Not Detected
Bromomethane	0.88	Not Detected	3.4	Not Detected
Chloroethane	3.5	Not Detected	9.3	Not Detected
Freon 11	0.88	Not Detected	4.9	Not Detected
Ethanol	3.5	28	6.6	53
Freon 113	0.88	Not Detected	6.7	Not Detected
1,1-Dichloroethene	0.88	Not Detected	3.5	Not Detected
Acetone	3.5	5.5	8.4	13
2-Propanol	3.5	8.9	8.6	22
Carbon Disulfide	3.5	Not Detected	11	Not Detected
3-Chloropropene	3.5	Not Detected	11	Not Detected
Methylene Chloride	0.88	1.3	3.0	4.4
Methyl tert-butyl ether	0.88	Not Detected	3.2	Not Detected
trans-1,2-Dichloroethene	0.88	Not Detected	3.5	Not Detected
Hexane	0.88	0.37 J	3.1	1.3 J
1,1-Dichloroethane	0.88	Not Detected	3.6	Not Detected
2-Butanone (Methyl Ethyl Ketone)	3.5	1.2 J	10	3.7 J
cis-1,2-Dichloroethene	0.88	Not Detected	3.5	Not Detected
Tetrahydrofuran	0.88	Not Detected	2.6	Not Detected
Chloroform	0.88	Not Detected	4.3	Not Detected
1,1,1-Trichloroethane	0.88	Not Detected	4.8	Not Detected
Cyclohexane	0.88	Not Detected	3.0	Not Detected
Carbon Tetrachloride	0.88	Not Detected	5.5	Not Detected
2,2,4-Trimethylpentane	0.88	0.36 J	4.1	1.7 J
Benzene	0.88	4.0	2.8	13
1,2-Dichloroethane	0.88	Not Detected	3.6	Not Detected
Heptane	0.88	0.43 J	3.6	1.8 J
Trichloroethene	0.88	0.22 J	4.7	1.2 J
1,2-Dichloropropane	0.88	Not Detected	4.1	Not Detected
1,4-Dioxane	3.5	Not Detected	13	Not Detected
Bromodichloromethane	0.88	Not Detected	5.9	Not Detected
cis-1,3-Dichloropropene	0.88	Not Detected	4.0	Not Detected
4-Methyl-2-pentanone	0.88	9.6	3.6	39
Toluene	0.88	4.4	3.3	17
trans-1,3-Dichloropropene	0.88	Not Detected	4.0	Not Detected
1,1,2-Trichloroethane	0.88	Not Detected	4.8	Not Detected
Tetrachloroethene	0.88	Not Detected	6.0	Not Detected

Air Toxics LTD.
Laboratory Services Since 1989

Client Sample ID: VMP-13-10.5-111411

Lab ID#: 1111287A-07A

EPA METHOD TO-15 GC/MS FULL SCAN

File Name:	**3111928**	**Date of Collection:**	**11/14/11 2:51:00 PM**
Dil. Factor:	**1.76**	**Date of Analysis:**	**11/19/11 09:26 PM**

Compound	Rpt. Limit (ppbv)	Amount (ppbv)	Rpt. Limit (ug/m3)	Amount (ug/m3)
2-Hexanone	3.5	Not Detected	14	Not Detected
Dibromochloromethane	0.88	Not Detected	7.5	Not Detected
1,2-Dibromoethane (EDB)	0.88	Not Detected	6.8	Not Detected
Chlorobenzene	0.88	Not Detected	4.0	Not Detected
Ethyl Benzene	0.88	0.27 J	3.8	1.2 J
m,p-Xylene	0.88	0.54 J	3.8	2.3 J
o-Xylene	0.88	0.17 J	3.8	0.73 J
Styrene	0.88	Not Detected	3.7	Not Detected
Bromoform	0.88	Not Detected	9.1	Not Detected
Cumene	0.88	0.99	4.3	4.9
1,1,2,2-Tetrachloroethane	0.88	Not Detected	6.0	Not Detected
Propylbenzene	0.88	Not Detected	4.3	Not Detected
4-Ethyltoluene	0.88	0.14 J	4.3	0.71 J
1,3,5-Trimethylbenzene	0.88	Not Detected	4.3	Not Detected
1,2,4-Trimethylbenzene	0.88	0.28 J	4.3	1.4 J
1,3-Dichlorobenzene	0.88	Not Detected	5.3	Not Detected
1,4-Dichlorobenzene	0.88	Not Detected	5.3	Not Detected
alpha-Chlorotoluene	0.88	Not Detected	4.6	Not Detected
1,2-Dichlorobenzene	0.88	Not Detected	5.3	Not Detected
1,2,4-Trichlorobenzene	3.5	Not Detected	26	Not Detected
Hexachlorobutadiene	3.5	Not Detected	38	Not Detected
Butane	3.5	2.3 J	8.4	5.4 J
Isopentane	3.5	2.9 J	10	8.6 J

J = Estimated value.

Container Type: 1 Liter Summa Canister

Surrogates	%Recovery	Method Limits
Toluene-d8	105	70-130
1,2-Dichloroethane-d4	102	70-130
4-Bromofluorobenzene	100	70-130

Air Toxics LTD.
Laboratory Services Since 1989

Client Sample ID: VMP-14-5-111411

Lab ID#: 1111287A-08A

EPA METHOD TO-15 GC/MS FULL SCAN

File Name:	3111929	Date of Collection:	11/14/11 4:47:00 PM
Dil. Factor:	7.04	Date of Analysis:	11/19/11 09:44 PM

Compound	Rpt. Limit (ppbv)	Amount (ppbv)	Rpt. Limit (ug/m3)	Amount (ug/m3)
Freon 12	3.5	Not Detected	17	Not Detected
Freon 114	3.5	Not Detected	25	Not Detected
Chloromethane	14	Not Detected	29	Not Detected
Vinyl Chloride	3.5	Not Detected	9.0	Not Detected
1,3-Butadiene	3.5	Not Detected	7.8	Not Detected
Bromomethane	3.5	Not Detected	14	Not Detected
Chloroethane	14	Not Detected	37	Not Detected
Freon 11	3.5	Not Detected	20	Not Detected
Ethanol	14	Not Detected	26	Not Detected
Freon 113	3.5	Not Detected	27	Not Detected
1,1-Dichloroethene	3.5	Not Detected	14	Not Detected
Acetone	14	3.3 J	33	7.8 J
2-Propanol	14	3.6 J	35	8.8 J
Carbon Disulfide	14	2.8 J	44	8.8 J
3-Chloropropene	14	Not Detected	44	Not Detected
Methylene Chloride	3.5	Not Detected	12	Not Detected
Methyl tert-butyl ether	3.5	Not Detected	13	Not Detected
trans-1,2-Dichloroethene	3.5	Not Detected	14	Not Detected
Hexane	3.5	Not Detected	12	Not Detected
1,1-Dichloroethane	3.5	Not Detected	14	Not Detected
2-Butanone (Methyl Ethyl Ketone)	14	Not Detected	42	Not Detected
cis-1,2-Dichloroethene	3.5	Not Detected	14	Not Detected
Tetrahydrofuran	3.5	Not Detected	10	Not Detected
Chloroform	3.5	Not Detected	17	Not Detected
1,1,1-Trichloroethane	3.5	Not Detected	19	Not Detected
Cyclohexane	3.5	Not Detected	12	Not Detected
Carbon Tetrachloride	3.5	Not Detected	22	Not Detected
2,2,4-Trimethylpentane	3.5	2.7 J	16	12 J
Benzene	3.5	980	11	3100
1,2-Dichloroethane	3.5	Not Detected	14	Not Detected
Heptane	3.5	Not Detected	14	Not Detected
Trichloroethene	3.5	Not Detected	19	Not Detected
1,2-Dichloropropane	3.5	Not Detected	16	Not Detected
1,4-Dioxane	14	Not Detected	51	Not Detected
Bromodichloromethane	3.5	Not Detected	24	Not Detected
cis-1,3-Dichloropropene	3.5	Not Detected	16	Not Detected
4-Methyl-2-pentanone	3.5	4.7	14	19
Toluene	3.5	5.4	13	20
trans-1,3-Dichloropropene	3.5	Not Detected	16	Not Detected
1,1,2-Trichloroethane	3.5	Not Detected	19	Not Detected
Tetrachloroethene	3.5	Not Detected	24	Not Detected

Air Toxics LTD.
Laboratory Services Since 1989

Client Sample ID: VMP-14-5-111411

Lab ID#: 1111287A-08A

EPA METHOD TO-15 GC/MS FULL SCAN

File Name:	**3111929**	**Date of Collection:**	**11/14/11 4:47:00 PM**
Dil. Factor:	**7.04**	**Date of Analysis:**	**11/19/11 09:44 PM**

Compound	Rpt. Limit (ppbv)	Amount (ppbv)	Rpt. Limit (ug/m3)	Amount (ug/m3)
2-Hexanone	14	Not Detected	58	Not Detected
Dibromochloromethane	3.5	Not Detected	30	Not Detected
1,2-Dibromoethane (EDB)	3.5	Not Detected	27	Not Detected
Chlorobenzene	3.5	Not Detected	16	Not Detected
Ethyl Benzene	3.5	Not Detected	15	Not Detected
m,p-Xylene	3.5	Not Detected	15	Not Detected
o-Xylene	3.5	Not Detected	15	Not Detected
Styrene	3.5	Not Detected	15	Not Detected
Bromoform	3.5	Not Detected	36	Not Detected
Cumene	3.5	0.46 J	17	2.2 J
1,1,2,2-Tetrachloroethane	3.5	Not Detected	24	Not Detected
Propylbenzene	3.5	Not Detected	17	Not Detected
4-Ethyltoluene	3.5	Not Detected	17	Not Detected
1,3,5-Trimethylbenzene	3.5	Not Detected	17	Not Detected
1,2,4-Trimethylbenzene	3.5	Not Detected	17	Not Detected
1,3-Dichlorobenzene	3.5	Not Detected	21	Not Detected
1,4-Dichlorobenzene	3.5	Not Detected	21	Not Detected
alpha-Chlorotoluene	3.5	Not Detected	18	Not Detected
1,2-Dichlorobenzene	3.5	Not Detected	21	Not Detected
1,2,4-Trichlorobenzene	14	Not Detected	100	Not Detected
Hexachlorobutadiene	14	Not Detected	150	Not Detected
Butane	14	4.7 J	33	11 J
Isopentane	14	3.3 J	42	9.7 J

J = Estimated value.

Container Type: 1 Liter Summa Canister

Surrogates	%Recovery	Method Limits
Toluene-d8	100	70-130
1,2-Dichloroethane-d4	104	70-130
4-Bromofluorobenzene	100	70-130

Air Toxics LTD.
Laboratory Services Since 1989

Client Sample ID: Lab Blank

Lab ID#: 1111287A-09A

EPA METHOD TO-15 GC/MS FULL SCAN

File Name:	**3111907a**	**Date of Collection: NA**	
Dil. Factor:	**1.00**	**Date of Analysis: 11/19/11 11:17 AM**	

Compound	Rpt. Limit (ppbv)	Amount (ppbv)	Rpt. Limit (ug/m3)	Amount (ug/m3)
Freon 12	0.50	Not Detected	2.5	Not Detected
Freon 114	0.50	Not Detected	3.5	Not Detected
Chloromethane	2.0	Not Detected	4.1	Not Detected
Vinyl Chloride	0.50	0.094 J	1.3	0.24 J
1,3-Butadiene	0.50	Not Detected	1.1	Not Detected
Bromomethane	0.50	0.39 J	1.9	1.5 J
Chloroethane	2.0	Not Detected	5.3	Not Detected
Freon 11	0.50	Not Detected	2.8	Not Detected
Ethanol	2.0	Not Detected	3.8	Not Detected
Freon 113	0.50	Not Detected	3.8	Not Detected
1,1-Dichloroethene	0.50	Not Detected	2.0	Not Detected
Acetone	2.0	Not Detected	4.8	Not Detected
2-Propanol	2.0	Not Detected	4.9	Not Detected
Carbon Disulfide	2.0	Not Detected	6.2	Not Detected
3-Chloropropene	2.0	Not Detected	6.3	Not Detected
Methylene Chloride	0.50	0.11 J	1.7	0.38 J
Methyl tert-butyl ether	0.50	Not Detected	1.8	Not Detected
trans-1,2-Dichloroethene	0.50	Not Detected	2.0	Not Detected
Hexane	0.50	Not Detected	1.8	Not Detected
1,1-Dichloroethane	0.50	Not Detected	2.0	Not Detected
2-Butanone (Methyl Ethyl Ketone)	2.0	Not Detected	5.9	Not Detected
cis-1,2-Dichloroethene	0.50	Not Detected	2.0	Not Detected
Tetrahydrofuran	0.50	Not Detected	1.5	Not Detected
Chloroform	0.50	Not Detected	2.4	Not Detected
1,1,1-Trichloroethane	0.50	Not Detected	2.7	Not Detected
Cyclohexane	0.50	Not Detected	1.7	Not Detected
Carbon Tetrachloride	0.50	Not Detected	3.1	Not Detected
2,2,4-Trimethylpentane	0.50	Not Detected	2.3	Not Detected
Benzene	0.50	Not Detected	1.6	Not Detected
1,2-Dichloroethane	0.50	Not Detected	2.0	Not Detected
Heptane	0.50	Not Detected	2.0	Not Detected
Trichloroethene	0.50	Not Detected	2.7	Not Detected
1,2-Dichloropropane	0.50	Not Detected	2.3	Not Detected
1,4-Dioxane	2.0	Not Detected	7.2	Not Detected
Bromodichloromethane	0.50	Not Detected	3.4	Not Detected
cis-1,3-Dichloropropene	0.50	Not Detected	2.3	Not Detected
4-Methyl-2-pentanone	0.50	Not Detected	2.0	Not Detected
Toluene	0.50	Not Detected	1.9	Not Detected
trans-1,3-Dichloropropene	0.50	Not Detected	2.3	Not Detected
1,1,2-Trichloroethane	0.50	Not Detected	2.7	Not Detected
Tetrachloroethene	0.50	Not Detected	3.4	Not Detected

Air Toxics LTD.
Laboratory Services Since 1989

Client Sample ID: Lab Blank

Lab ID#: 1111287A-09A

EPA METHOD TO-15 GC/MS FULL SCAN

File Name:	**3111907a**	**Date of Collection: NA**	
Dil. Factor:	**1.00**	**Date of Analysis: 11/19/11 11:17 AM**	

Compound	Rpt. Limit (ppbv)	Amount (ppbv)	Rpt. Limit (ug/m3)	Amount (ug/m3)
2-Hexanone	2.0	Not Detected	8.2	Not Detected
Dibromochloromethane	0.50	Not Detected	4.2	Not Detected
1,2-Dibromoethane (EDB)	0.50	0.10 J	3.8	0.79 J
Chlorobenzene	0.50	Not Detected	2.3	Not Detected
Ethyl Benzene	0.50	Not Detected	2.2	Not Detected
m,p-Xylene	0.50	Not Detected	2.2	Not Detected
o-Xylene	0.50	Not Detected	2.2	Not Detected
Styrene	0.50	Not Detected	2.1	Not Detected
Bromoform	0.50	Not Detected	5.2	Not Detected
Cumene	0.50	Not Detected	2.4	Not Detected
1,1,2,2-Tetrachloroethane	0.50	Not Detected	3.4	Not Detected
Propylbenzene	0.50	Not Detected	2.4	Not Detected
4-Ethyltoluene	0.50	Not Detected	2.4	Not Detected
1,3,5-Trimethylbenzene	0.50	Not Detected	2.4	Not Detected
1,2,4-Trimethylbenzene	0.50	Not Detected	2.4	Not Detected
1,3-Dichlorobenzene	0.50	0.16 J	3.0	0.93 J
1,4-Dichlorobenzene	0.50	0.18 J	3.0	1.1 J
alpha-Chlorotoluene	0.50	Not Detected	2.6	Not Detected
1,2-Dichlorobenzene	0.50	Not Detected	3.0	Not Detected
1,2,4-Trichlorobenzene	2.0	0.34 J	15	2.5 J
Hexachlorobutadiene	2.0	Not Detected	21	Not Detected
Butane	2.0	Not Detected	4.8	Not Detected
Isopentane	2.0	Not Detected	5.9	Not Detected

J = Estimated value.

Container Type: NA - Not Applicable

Surrogates	%Recovery	Method Limits
Toluene-d8	94	70-130
1,2-Dichloroethane-d4	106	70-130
4-Bromofluorobenzene	100	70-130

Air Toxics LTD.
Laboratory Services Since 1989

Client Sample ID: CCV

Lab ID#: 1111287A-10A

EPA METHOD TO-15 GC/MS FULL SCAN

File Name:	**3111902**	**Date of Collection: NA**	
Dil. Factor:	**1.00**	**Date of Analysis: 11/19/11 08:48 AM**	

Compound	%Recovery
Freon 12	100
Freon 114	96
Chloromethane	98
Vinyl Chloride	113
1,3-Butadiene	106
Bromomethane	102
Chloroethane	89
Freon 11	102
Ethanol	96
Freon 113	96
1,1-Dichloroethene	94
Acetone	100
2-Propanol	95
Carbon Disulfide	95
3-Chloropropene	95
Methylene Chloride	99
Methyl tert-butyl ether	100
trans-1,2-Dichloroethene	98
Hexane	98
1,1-Dichloroethane	96
2-Butanone (Methyl Ethyl Ketone)	94
cis-1,2-Dichloroethene	91
Tetrahydrofuran	98
Chloroform	98
1,1,1-Trichloroethane	98
Cyclohexane	99
Carbon Tetrachloride	100
2,2,4-Trimethylpentane	96
Benzene	97
1,2-Dichloroethane	107
Heptane	106
Trichloroethene	98
1,2-Dichloropropane	99
1,4-Dioxane	98
Bromodichloromethane	104
cis-1,3-Dichloropropene	102
4-Methyl-2-pentanone	103
Toluene	96
trans-1,3-Dichloropropene	108
1,1,2-Trichloroethane	102
Tetrachloroethene	103

Air Toxics LTD.
Laboratory Services Since 1989

Client Sample ID: CCV

Lab ID#: 1111287A-10A

EPA METHOD TO-15 GC/MS FULL SCAN

File Name:	**3111902**	**Date of Collection: NA**	
Dil. Factor:	**1.00**	**Date of Analysis: 11/19/11 08:48 AM**	

Compound	%Recovery
2-Hexanone	112
Dibromochloromethane	109
1,2-Dibromoethane (EDB)	103
Chlorobenzene	102
Ethyl Benzene	105
m,p-Xylene	104
o-Xylene	106
Styrene	107
Bromoform	106
Cumene	111
1,1,2,2-Tetrachloroethane	99
Propylbenzene	106
4-Ethyltoluene	106
1,3,5-Trimethylbenzene	112
1,2,4-Trimethylbenzene	108
1,3-Dichlorobenzene	103
1,4-Dichlorobenzene	101
alpha-Chlorotoluene	106
1,2-Dichlorobenzene	100
1,2,4-Trichlorobenzene	97
Hexachlorobutadiene	104
Butane	101
Isopentane	98

Container Type: NA - Not Applicable

Surrogates	%Recovery	Method Limits
Toluene-d8	101	70-130
1,2-Dichloroethane-d4	106	70-130
4-Bromofluorobenzene	94	70-130

Air Toxics LTD.
Laboratory Services Since 1989

Client Sample ID: LCS

Lab ID#: 1111287A-11A

EPA METHOD TO-15 GC/MS FULL SCAN

File Name:	3111903	Date of Collection: NA	
Dil. Factor:	1.00	Date of Analysis: 11/19/11 09:29 AM	

Compound	%Recovery
Freon 12	100
Freon 114	95
Chloromethane	97
Vinyl Chloride	111
1,3-Butadiene	104
Bromomethane	102
Chloroethane	88
Freon 11	99
Ethanol	86
Freon 113	93
1,1-Dichloroethene	98
Acetone	101
2-Propanol	82
Carbon Disulfide	94
3-Chloropropene	104
Methylene Chloride	96
Methyl tert-butyl ether	99
trans-1,2-Dichloroethene	108
Hexane	94
1,1-Dichloroethane	92
2-Butanone (Methyl Ethyl Ketone)	86
cis-1,2-Dichloroethene	90
Tetrahydrofuran	93
Chloroform	98
1,1,1-Trichloroethane	98
Cyclohexane	99
Carbon Tetrachloride	102
2,2,4-Trimethylpentane	93
Benzene	96
1,2-Dichloroethane	103
Heptane	100
Trichloroethene	97
1,2-Dichloropropane	97
1,4-Dioxane	95
Bromodichloromethane	102
cis-1,3-Dichloropropene	101
4-Methyl-2-pentanone	101
Toluene	92
trans-1,3-Dichloropropene	100
1,1,2-Trichloroethane	98
Tetrachloroethene	96

Air Toxics LTD.
Laboratory Services Since 1989

Client Sample ID: LCS

Lab ID#: 1111287A-11A

EPA METHOD TO-15 GC/MS FULL SCAN

File Name:	**3111903**	**Date of Collection: NA**	
Dil. Factor:	**1.00**	**Date of Analysis: 11/19/11 09:29 AM**	

Compound	**%Recovery**
2-Hexanone	104
Dibromochloromethane	101
1,2-Dibromoethane (EDB)	99
Chlorobenzene	97
Ethyl Benzene	100
m,p-Xylene	98
o-Xylene	101
Styrene	101
Bromoform	97
Cumene	104
1,1,2,2-Tetrachloroethane	96
Propylbenzene	102
4-Ethyltoluene	94
1,3,5-Trimethylbenzene	104
1,2,4-Trimethylbenzene	101
1,3-Dichlorobenzene	97
1,4-Dichlorobenzene	95
alpha-Chlorotoluene	97
1,2-Dichlorobenzene	95
1,2,4-Trichlorobenzene	130
Hexachlorobutadiene	132 Q
Butane	96
Isopentane	96

Q = Exceeds Quality Control limits.

Container Type: NA - Not Applicable

Surrogates	**%Recovery**	**Method Limits**
Toluene-d8	102	70-130
1,2-Dichloroethane-d4	106	70-130
4-Bromofluorobenzene	96	70-130

Air Toxics LTD.
Laboratory Services Since 1989

Client Sample ID: LCSD

Lab ID#: 1111287A-1IAA

EPA METHOD TO-15 GC/MS FULL SCAN

File Name:	3111904	Date of Collection: NA	
Dil. Factor:	1.00	Date of Analysis: 11/19/11 09:47 AM	

Compound	%Recovery
Freon 12	102
Freon 114	97
Chloromethane	97
Vinyl Chloride	96
1,3-Butadiene	91
Bromomethane	99
Chloroethane	89
Freon 11	100
Ethanol	86
Freon 113	96
1,1-Dichloroethene	99
Acetone	99
2-Propanol	87
Carbon Disulfide	97
3-Chloropropene	107
Methylene Chloride	98
Methyl tert-butyl ether	97
trans-1,2-Dichloroethene	111
Hexane	96
1,1-Dichloroethane	94
2-Butanone (Methyl Ethyl Ketone)	84
cis-1,2-Dichloroethene	94
Tetrahydrofuran	92
Chloroform	99
1,1,1-Trichloroethane	98
Cyclohexane	99
Carbon Tetrachloride	102
2,2,4-Trimethylpentane	98
Benzene	94
1,2-Dichloroethane	99
Heptane	99
Trichloroethene	94
1,2-Dichloropropane	93
1,4-Dioxane	92
Bromodichloromethane	97
cis-1,3-Dichloropropene	95
4-Methyl-2-pentanone	95
Toluene	90
trans-1,3-Dichloropropene	98
1,1,2-Trichloroethane	95
Tetrachloroethene	97

Air Toxics LTD.
Laboratory Services Since 1989

Client Sample ID: LCSD

Lab ID#: 1111287A-11AA

EPA METHOD TO-15 GC/MS FULL SCAN

File Name:	**3111904**	**Date of Collection: NA**	
Dil. Factor:	**1.00**	**Date of Analysis: 11/19/11 09:47 AM**	

Compound	**%Recovery**
2-Hexanone	104
Dibromochloromethane	98
1,2-Dibromoethane (EDB)	96
Chlorobenzene	94
Ethyl Benzene	96
m,p-Xylene	96
o-Xylene	100
Styrene	100
Bromoform	97
Cumene	106
1,1,2,2-Tetrachloroethane	94
Propylbenzene	103
4-Ethyltoluene	95
1,3,5-Trimethylbenzene	104
1,2,4-Trimethylbenzene	101
1,3-Dichlorobenzene	97
1,4-Dichlorobenzene	95
alpha-Chlorotoluene	97
1,2-Dichlorobenzene	97
1,2,4-Trichlorobenzene	136 Q
Hexachlorobutadiene	137 Q
Butane	92
Isopentane	96

Q = Exceeds Quality Control limits.

Container Type: NA - Not Applicable

Surrogates	**%Recovery**	**Method Limits**
Toluene-d8	100	70-130
1,2-Dichloroethane-d4	106	70-130
4-Bromofluorobenzene	100	70-130

1111287

Shell Oil Products Chain Of Custody Record

URS

Air Toxics LTD.
Project Name: Roxana Soil Vapor
Project # 21562593.00010

Lab Vendor #

Please Check Appropriate Box:
☑ ENV. SERVICES ☐ MOTIVA RETAIL ☐ SHELL RETAIL
☐ MOTIVA SD&CH ☐ CONSULTANT ☐ LUBES
☐ SHELL PIPELINE ☐ OTHER _____

Print Bill To Contact Name: Thomas Adams

PO #

INCIDENT # (ENV SERVICES): 9 7 2 1 6 6 4 0
SAP #: 3 4 0 0 6 1

☐ CHECK IF NO INCIDENT # APPLIES
DATE: 15-Nov-11
PAGE: 1 of 1

SAMPLING COMPANY: URS CORPORATION
LOG CODE:
ADDRESS: 1001 HIGHLANDS PLAZA DRIVE WEST - SUITE 300; ST. LOUIS, MO 63110
Laboratory Address: Air Toxics, LTD 180 Blue Ravine Road, Suite B, Folsom, CA 95830-4719
TELEPHONE: 314-429-0100
FAX: 314-429-0462
Bill to Contact E-MAIL: thomas.adams@urs.com

SITE ADDRESS: Street and City: 900 SOUTH CENTRAL AVE – ROXANA
State: IL
CLIENT ID NO:
EDF DELIVERABLE TO (Name, Company, Office Location): Elizabeth Kunkel, URS, St. Louis
PHONE NO.: 314-743-4179
E-MAIL: elizabeth.kunkel@urs.com
CONSULTANT PROJECT NAME: Roxana Soil Vapor
SAMPLER NAME(S) (Print):

TURNAROUND TIME (CALENDAR DAYS): ☑ STANDARD (14 DAY) ☐ 5 DAYS ☐ 3 DAYS ☐ 2 DAYS ☐ 24 HOURS ☐ RESULTS NEEDED ON WEEKEND

☐ LA - RWQCB REPORT FORMAT ☑ UST AGENCY:

DELIVERABLES: ☐ LEVEL 1 ☐ LEVEL 2 ☐ LEVEL 3 ☑ LEVEL 4 ☐ OTHER (SPECIFY) _____

☑ SHELL CONTRACT RATE APPLIES
☑ STATE REIMBURSEMENT RATE APPLIES
☐ EDD NOT NEEDED
☑ RECEIPT VERIFICATION REQUESTED

REQUESTED ANALYSIS

Turn Around Time: ☑ Normal ☐ Rush Specify

Lab Use Only
Pressurized by:
Date:
Pressurization Gas: N_2 He

LAB USE ONLY	Field Sample Identification	SAMPLING DATE	SAMPLING TIME	Canister Number	Canister Pressure/Vacuum Initial	Final	Receipt	Final (psi)	Modified TO-15 + Butane & Isopentane	ASTM D-1946 + Helium	ASTM D-1946		Sample PID (ppm)
01A	VMP-5-5-111111	11/11/11	1037 - 1108	2521	-30	-10			X	X			3.9
02A	VMP-5-12.5-111111	11/11/11	1141 - 1215	3719	-30	-7.5			X	X			1
03A	VMP-11-5-111111	11/11/11	1524-1555	3908	-29.5	-8			X	X			1.1
04A	VMP-11-8-111411	11/14/11	0845 - 0915	2089	-29	-7			X	X			0.4
05A	VMP-11-29-111411	11/14/11	0951 - 1030	2517	-30	-8			X	X			0.6
06A	VMP-13-5-111411	11/14/11	1133 - 1211	2012	-27.5	-8			X	X			0.6
07A	VMP-13-10.5-111411	11/14/11	1417 - 1451	3141	-27	-7.5			X	X			0.5
08A	VMP-14-5-111411	11/14/11	1615 - 1647	1999	-29.5	-8			X	X			0.9

ADDITIONAL NOTES:
- 14 day hold time
- Report results between MDL and RL
- Level IV ECVP

Relinquished by: (Signature)	Received by: (Signature)	Date	Time
[signature]	FedEx	11/15/11	1800
	[signature]	11.16.11	0850

05/2/05 Revision

CUSTODY SEAL INTACT? Y N NO

Air Toxics LTD.
Laboratory Services Since 1989

11/30/2011
Mr. Jeff Adams
URS Corporation
1001 Highlands Plaza Dr. West
Suite 300
St. Louis MO 63110

Project Name: Roxana Soil Vapor
Project #: 21562593.00010
Workorder #: 1111287B

Dear Mr. Jeff Adams

The following report includes the data for the above referenced project for sample(s) received on 11/16/2011 at Air Toxics Ltd.

The data and associated QC analyzed by Modified ASTM D-1946 are compliant with the project requirements or laboratory criteria with the exception of the deviations noted in the attached case narrative.

Thank you for choosing Air Toxics Ltd. for your air analysis needs. Air Toxics Ltd. is committed to providing accurate data of the highest quality. Please feel free to contact the Project Manager: Kelly Buettner at 916-985-1000 if you have any questions regarding the data in this report.

Regards,

Kelly Buettner

Kelly Buettner
Project Manager

Reviewed on 12/13/2011

Air Toxics LTD.
Laboratory Services Since 1989

WORK ORDER #: 1111287B

Work Order Summary

CLIENT:	Mr. Jeff Adams URS Corporation 1001 Highlands Plaza Dr. West Suite 300 St. Louis, MO 63110	**BILL TO:**	Accounts Payable Austin URS Corporation P.O. BOX 203970 Austin, TX 78720-1088
PHONE:	314-429-0100	**P.O. #**	21562593.00009
FAX:		**PROJECT #**	21562593.00010 Roxana Soil Vapor
DATE RECEIVED:	11/16/2011	**CONTACT:**	Kelly Buettner
DATE COMPLETED:	11/30/2011		

FRACTION #	NAME	TEST	RECEIPT VAC./PRES.	FINAL PRESSURE
01A	VMP-5-5-111111	Modified ASTM D-1946	8.4 "Hg	5 psi
02A	VMP-5-12.5-111111	Modified ASTM D-1946	7.2 "Hg	5 psi
03A	VMP-11-5-111111	Modified ASTM D-1946	7.2 "Hg	5 psi
04A	VMP-11-8-111411	Modified ASTM D-1946	7.2 "Hg	5 psi
05A	VMP-11-29-111411	Modified ASTM D-1946	7.0 "Hg	5 psi
06A	VMP-13-5-111411	Modified ASTM D-1946	8.2 "Hg	5 psi
07A	VMP-13-10.5-111411	Modified ASTM D-1946	7.2 "Hg	5 psi
08A	VMP-14-5-111411	Modified ASTM D-1946	7.2 "Hg	5 psi
09A	Lab Blank	Modified ASTM D-1946	NA	NA
09B	Lab Blank	Modified ASTM D-1946	NA	NA
10A	LCS	Modified ASTM D-1946	NA	NA
10AA	LCSD	Modified ASTM D-1946	NA	NA

CERTIFIED BY: Linda J. Freeman

Laboratory Director

DATE: 11/30/11

Certfication numbers: AZ Licensure AZ0719, CA NELAP - 02110CA, LA NELAP - 02089, NY NELAP - 11291, TX NELAP - T104704434-11-3, UT NELAP -CA009332011-1, WA NELAP - C935
Name of Accrediting Agency: NELAP/Florida Department of Health, Scope of Application: Clean Air Act, Accreditation number: E87680, Effective date: 07/01/11 , Expiration date: 06/30/12.
Air Toxics Ltd. certifies that the test results contained in this report meet all requirements of the NELAC standards

This report shall not be reproduced, except in full, without the written approval of Air Toxics Ltd.

180 BLUE RAVINE ROAD, SUITE B FOLSOM, CA - 95630
(916) 985-1000 . (800) 985-5955 . FAX (916) 985-1020

LABORATORY NARRATIVE
Modified ASTM D-1946
URS Corporation
Workorder# 1111287B

Eight 1 Liter Summa Canister samples were received on November 16, 2011. The laboratory performed analysis via Modified ASTM Method D-1946 for Methane and fixed gases in air using GC/FID or GC/TCD. The method involves direct injection of 1.0 mL of sample.

On the analytical column employed for this analysis, Oxygen coelutes with Argon. The corresponding peak is quantitated as Oxygen.

Since Nitrogen is used to pressurize samples, the reported Nitrogen values are calculated by adding all the sample components and subtracting from 100%.

Method modifications taken to run these samples are summarized in the table below. Specific project requirements may over-ride the ATL modifications.

Requirement	*ASTM D-1946*	*ATL Modifications*
Calibration	A single point calibration is performed using a reference standard closely matching the composition of the unknown.	A 3-point calibration curve is performed. Quantitation is based on a daily calibration standard which may or may not resemble the composition of the associated samples.
Reference Standard	The composition of any reference standard must be known to within 0.01 mol % for any component.	The standards used by ATL are blended to a >/= 95% accuracy.
Sample Injection Volume	Components whose concentrations are in exeess of 5 % should not be analyzed by using sample volumes greater than 0.5 mL.	The sample container is connected directly to a fixed volume sample loop of 1.0 mL on the GC. Linear range is defined by the ealibration eurve. Bags are loaded by vacuum.
Normalization	Normalize the mole percent values by multiplying each value by 100 and dividing by the sum of the original values. The sum of the original values should not differ from 100% by more than 1.0%.	Results are not normalized. The sum of the reported values can differ from 100% by as much as 15%, either due to analytical variability or an unusual sample matrix.
Precision	Precision requirements established at each concentration level.	Duplicates should agree within 25% RPD for detections > 5 X's the RL.

Receiving Notes

There were no receiving discrepancies.

Analytical Notes

As per project specific client request the laboratory has reported estimated values for target compound hits that are below the Reporting Limit but greater than the Method Detection Limit. Concentrations that are below the level at which the canister was certified may be false positives.

Definition of Data Qualifying Flags

Seven qualifiers may have been used on the data analysis sheets and indicate as follows:
B - Compound present in laboratory blank greater than reporting limit.
J - Estimated value.
E - Exceeds instrument calibration range.
S - Saturated peak.
Q - Exceeds quality control limits.
U - Compound analyzed for but not detected above the detection limit.
M - Reported value may be biased due to apparent matrix interferences.
File extensions may have been used on the data analysis sheets and indicates as follows:
a-File was requantified
b-File was quantified by a second column and detector
r1-File was requantified for the purpose of reissue

Air Toxics LTD.
Laboratory Services Since 1989

Summary of Detected Compounds
NATURAL GAS ANALYSIS BY MODIFIED ASTM D-1946

Client Sample ID: VMP-5-5-111111

Lab ID#: 1111287B-01A

Compound	Rpt. Limit (%)	Amount (%)
Oxygen	0.19	5.3
Nitrogen	0.19	81
Methane	0.00019	0.00030
Carbon Dioxide	0.019	14
Helium	0.093	0.019 J

Client Sample ID: VMP-5-12.5-111111

Lab ID#: 1111287B-02A

Compound	Rpt. Limit (%)	Amount (%)
Oxygen	0.18	5.1
Nitrogen	0.18	81
Carbon Dioxide	0.018	14
Helium	0.088	0.014 J

Client Sample ID: VMP-11-5-111111

Lab ID#: 1111287B-03A

Compound	Rpt. Limit (%)	Amount (%)
Oxygen	0.18	8.3
Nitrogen	0.18	80
Methane	0.00018	0.000078 J
Carbon Dioxide	0.018	11
Helium	0.088	0.65

Client Sample ID: VMP-11-8-111411

Lab ID#: 1111287B-04A

Compound	Rpt. Limit (%)	Amount (%)
Oxygen	0.18	9.7
Nitrogen	0.18	80

Air Toxics LTD.
Laboratory Services Since 1989

Summary of Detected Compounds
NATURAL GAS ANALYSIS BY MODIFIED ASTM D-1946

Client Sample ID: VMP-11-8-111411

Lab ID#: 1111287B-04A

Methane	0.00018	0.000055 J
Carbon Dioxide	0.018	9.7
Helium	0.088	0.013 J

Client Sample ID: VMP-11-29-111411

Lab ID#: 1111287B-05A

Compound	Rpt. Limit (%)	Amount (%)
Oxygen	0.18	2.8
Nitrogen	0.18	83
Methane	0.00018	0.00017 J
Carbon Dioxide	0.018	14
Helium	0.088	0.0064 J

Client Sample ID: VMP-13-5-111411

Lab ID#: 1111287B-06A

Compound	Rpt. Limit (%)	Amount (%)
Oxygen	0.18	12
Nitrogen	0.18	82
Methane	0.00018	0.000065 J
Carbon Dioxide	0.018	6.2
Helium	0.092	0.0074 J

Client Sample ID: VMP-13-10.5-111411

Lab ID#: 1111287B-07A

Compound	Rpt. Limit (%)	Amount (%)
Oxygen	0.18	10
Nitrogen	0.18	83
Methane	0.00018	0.000084 J
Carbon Dioxide	0.018	7.0
Helium	0.088	0.0057 J

Air Toxics LTD.
Laboratory Services Since 1989

Summary of Detected Compounds
NATURAL GAS ANALYSIS BY MODIFIED ASTM D-1946

Client Sample ID: VMP-14-5-111411

Lab ID#: 1111287B-08A

Compound	Rpt. Limit (%)	Amount (%)
Oxygen	0.18	14
Nitrogen	0.18	76
Methane	0.00018	0.000018 J
Carbon Dioxide	0.018	8.2
Helium	0.088	1.5

Air Toxics LTD.
Laboratory Services Since 1989

Client Sample ID: VMP-5-5-111111

Lab ID#: 1111287B-01A

NATURAL GAS ANALYSIS BY MODIFIED ASTM D-1946

File Name:	**9111733**	**Date of Collection:**	**11/11/11 11:08:00 A**
Dil. Factor:	**1.86**	**Date of Analysis:**	**11/17/11 05:48 PM**

Compound	**Rpt. Limit (%)**	**Amount (%)**
Oxygen	0.19	5.3
Nitrogen	0.19	81
Carbon Monoxide	0.019	Not Detected
Methane	0.00019	0.00030
Carbon Dioxide	0.019	14
Ethane	0.0019	Not Detected
Ethene	0.0019	Not Detected
Helium	0.093	0.019 J

J = Estimated value.

Container Type: 1 Liter Summa Canister

Air Toxics LTD.
Laboratory Services Since 1989

Client Sample ID: VMP-5-12.5-111111

Lab ID#: I111287B-02A

NATURAL GAS ANALYSIS BY MODIFIED ASTM D-1946

File Name:	**9111734**	**Date of Collection:**	**11/11/11 12:15:00 P**
Dil. Factor:	**1.76**	**Date of Analysis:**	**11/17/11 06:13 PM**

Compound	Rpt. Limit (%)	Amount (%)
Oxygen	0.18	5.1
Nitrogen	0.18	81
Carbon Monoxide	0.018	Not Detected
Methane	0.00018	Not Detected
Carbon Dioxide	0.018	14
Ethane	0.0018	Not Detected
Ethene	0.0018	Not Detected
Helium	0.088	0.014 J

J = Estimated value.

Container Type: 1 Liter Summa Canister

Air Toxics LTD.
Laboratory Services Since 1989

Client Sample ID: VMP-11-5-111111

Lab ID#: 1111287B-03A

NATURAL GAS ANALYSIS BY MODIFIED ASTM D-1946

File Name:	**9111735**	**Date of Collection:**	**11/11/11 3:55:00 PM**
Dil. Factor:	**1.76**	**Date of Analysis:**	**11/17/11 06:35 PM**

Compound	**Rpt. Limit (%)**	**Amount (%)**
Oxygen	0.18	8.3
Nitrogen	0.18	80
Carbon Monoxide	0.018	Not Detected
Methane	0.00018	0.000078 J
Carbon Dioxide	0.018	11
Ethane	0.0018	Not Detected
Ethene	0.0018	Not Detected
Helium	0.088	0.65

J = Estimated value.

Container Type: 1 Liter Summa Canister

Air Toxics LTD.
Laboratory Services Since 1989

Client Sample ID: VMP-1I-8-1114I1

Lab ID#: 1111287B-04A

NATURAL GAS ANALYSIS BY MODIFIED ASTM D-1946

File Name:	**9111736**	**Date of Collection:**	**11/14/11 9:15:00 AM**
Dil. Factor:	**1.76**	**Date of Analysis:**	**11/17/11 06:57 PM**

Compound	**Rpt. Limit (%)**	**Amount (%)**
Oxygen	0.18	9.7
Nitrogen	0.18	80
Carbon Monoxide	0.018	Not Detected
Methane	0.00018	0.000055 J
Carbon Dioxide	0.018	9.7
Ethane	0.0018	Not Detected
Ethene	0.0018	Not Detected
Helium	0.088	0.013 J

J = Estimated value.

Container Type: 1 Liter Summa Canister

Air Toxics LTD.
Laboratory Services Since 1989

Client Sample ID: VMP-11-29-111411

Lab ID#: 1111287B-05A

NATURAL GAS ANALYSIS BY MODIFIED ASTM D-1946

File Name:	**9111737**	**Date of Collection:**	**11/14/11 10:30:00 A**
Dil. Factor:	**1.75**	**Date of Analysis:**	**11/17/11 07:19 PM**

Compound	**Rpt. Limit (%)**	**Amount (%)**
Oxygen	0.18	2.8
Nitrogen	0.18	83
Carbon Monoxide	0.018	Not Detected
Methane	0.00018	0.00017 J
Carbon Dioxide	0.018	14
Ethane	0.0018	Not Detected
Ethene	0.0018	Not Detected
Helium	0.088	0.0064 J

J = Estimated value.

Container Type: 1 Liter Summa Canister

Air Toxics LTD.
Laboratory Services Since 1989

Client Sample ID: VMP-13-5-111411

Lab ID#: I111287B-06A

NATURAL GAS ANALYSIS BY MODIFIED ASTM D-1946

File Name:	**9111738**	**Date of Collection:**	**11/14/11 12:11:00 P**
Dil. Factor:	**1.84**	**Date of Analysis:**	**11/17/11 07:48 PM**

Compound	**Rpt. Limit (%)**	**Amount (%)**
Oxygen	0.18	12
Nitrogen	0.18	82
Carbon Monoxide	0.018	Not Detected
Methane	0.00018	0.000065 J
Carbon Dioxide	0.018	6.2
Ethane	0.0018	Not Detected
Ethene	0.0018	Not Detected
Helium	0.092	0.0074 J

J = Estimated value.

Container Type: 1 Liter Summa Canister

Air Toxics LTD.
Laboratory Services Since 1989

Client Sample ID: VMP-13-10.5-111411

Lab ID#: 1111287B-07A

NATURAL GAS ANALYSIS BY MODIFIED ASTM D-1946

File Name:	**9111739**	**Date of Collection:**	**11/14/11 2:51:00 PM**
Dil. Factor:	**1.76**	**Date of Analysis:**	**11/17/11 08:11 PM**

Compound	**Rpt. Limit (%)**	**Amount (%)**
Oxygen	0.18	10
Nitrogen	0.18	83
Carbon Monoxide	0.018	Not Detected
Methane	0.00018	0.000084 J
Carbon Dioxide	0.018	7.0
Ethane	0.0018	Not Detected
Ethene	0.0018	Not Detected
Helium	0.088	0.0057 J

J = Estimated value.

Container Type: 1 Liter Summa Canister

Air Toxics LTD.
Laboratory Services Since 1989

Client Sample ID: VMP-14-5-111411

Lab ID#: 1111287B-08A

NATURAL GAS ANALYSIS BY MODIFIED ASTM D-1946

File Name:	**9111740**	**Date of Collection:**	**11/14/11 4:47:00 PM**
Dil. Factor:	**1.76**	**Date of Analysis:**	**11/17/11 08:39 PM**

Compound	**Rpt. Limit (%)**	**Amount (%)**
Oxygen	0.18	14
Nitrogen	0.18	76
Carbon Monoxide	0.018	Not Detected
Methane	0.00018	0.000018 J
Carbon Dioxide	0.018	8.2
Ethane	0.0018	Not Detected
Ethene	0.0018	Not Detected
Helium	0.088	1.5

J = Estimated value.

Container Type: 1 Liter Summa Canister

Air Toxics LTD.
Laboratory Services Since 1989

Client Sample ID: Lab Blank

Lab ID#: 1111287B-09A

NATURAL GAS ANALYSIS BY MODIFIED ASTM D-1946

File Name:	**9111732a**	**Date of Collection: NA**	
Dil. Factor:	**1.00**	**Date of Analysis: 11/17/11 05:24 PM**	

Compound	**Rpt. Limit (%)**	**Amount (%)**
Oxygen	0.10	0.013 J
Nitrogen	0.10	0.081 J
Carbon Monoxide	0.010	Not Detected
Methane	0.00010	Not Detected
Carbon Dioxide	0.010	Not Detected
Ethane	0.0010	Not Detected
Ethene	0.0010	Not Detected

J = Estimated value.

Container Type: NA - Not Applicable

Air Toxics LTD.
Laboratory Services Since 1989

Client Sample ID: Lab Blank

Lab ID#: 1111287B-09B

NATURAL GAS ANALYSIS BY MODIFIED ASTM D-1946

File Name:	9111730ba	Date of Collection: NA	
Dil. Factor:	1.00	Date of Analysis: 11/17/11 04:33 PM	

Compound	Rpt. Limit (%)	Amount (%)
Helium	0.050	Not Detected

Container Type: NA - Not Applicable

Air Toxics LTD.
Laboratory Services Since 1989

Client Sample ID: LCS

Lab ID#: 1111287B-I0A

NATURAL GAS ANALYSIS BY MODIFIED ASTM D-1946

File Name:	**9111729**	**Date of Collection: NA**	
Dil. Factor:	**1.00**	**Date of Analysis: 11/17/11 04:09 PM**	

Compound	**%Recovery**
Oxygen	100
Nitrogen	100
Carbon Monoxide	100
Methane	98
Carbon Dioxide	102
Ethane	101
Ethene	100
Helium	94

Container Type: NA - Not Applicable

Air Toxics LTD.
Laboratory Services Since 1989

Client Sample ID: LCSD

Lab ID#: 1111287B-10AA

NATURAL GAS ANALYSIS BY MODIFIED ASTM D-1946

File Name:	**9111753**	**Date of Collection: NA**	
Dil. Factor:	**1.00**	**Date of Analysis: 11/18/11 11:41 AM**	

Compound	**%Recovery**
Oxygen	100
Nitrogen	100
Carbon Monoxide	98
Methane	99
Carbon Dioxide	102
Ethane	101
Ethene	100
Helium	94

Container Type: NA - Not Applicable

1111287

Shell Oil Products Chain Of Custody Record

URS

Air Toxics LTD.
Project Name: Roxana Soil Vapor
Project # 21562593.00010
Lab Vendor #

Please Check Appropriate Box:
- ☑ ENV. SERVICES
- ☐ MOTIVA RETAIL
- ☐ SHELL RETAIL
- ☐ MOTIVA SD&CM
- ☐ CONSULTANT
- ☐ LUBES
- ☐ SHELL PIPELINE
- ☐ OTHER _____

Print Bill To Contact Name: Thomas Adams

PO #:

INCIDENT # (ENV SERVICES): 9 7 2 1 6 6 4 0

SAP #: 3 4 0 0 6 1

☐ CHECK IF NO INCIDENT # APPLIES

DATE: 15-Nov-11

PAGE: 1 of 1

SAMPLING COMPANY: URS CORPORATION

LOG CODE:

SITE ADDRESS: Street and City: 900 SOUTH CENTRAL AVE – ROXANA

State: IL

ADDRESS: 1001 HIGHLANDS PLAZA DRIVE WEST - SUITE 300; ST. LOUIS, MO 63110

EDF DELIVERABLE TO (Name, Company, Office Location): Elizabeth Kunkel, URS, St. Louis

PHONE NO.: 314-743-4179

E-MAIL: elizabeth.kunkel@urs.com

CONSULTANT PROJECT NAME/#: Roxana Soil Vapor

LABORATORY ADDRESS: Air Toxics, LTD 180 Blue Ravine Road, Suite B, Folsom, CA 95630-4719

SAMPLER NAME(S) (Print):

TELEPHONE: 314-429-0100

FAX: 314-429-0462

SEND TO DATABASE E-MAIL: thomas.adams@urs.com

TURNAROUND TIME (CALENDAR DAYS):
☑ STANDARD (14 DAY) ☐ 5 DAYS ☐ 3 DAYS ☐ 2 DAYS ☐ 24 HOURS ☐ RESULTS NEEDED ON WEEKEND

☐ LA - RWQCB REPORT FORMAT ☑ UST AGENCY:

DELIVERABLES: ☐ LEVEL 1 ☐ LEVEL 2 ☐ LEVEL 3 ☑ LEVEL 4 ☐ OTHER (SPECIFY) _____

☑ SHELL CONTRACT RATE APPLIES
☑ STATE REIMBURSEMENT RATE APPLIES
☐ EDD NOT NEEDED
☑ RECEIPT VERIFICATION REQUESTED

REQUESTED ANALYSIS

Turn Around Time: ☑ Normal ☐ Rush ☐ Specify

Lab Use Only
Pressurized by:
Date:
Pressurization Gas: N_2 He

Lab Use Only	Field Sample Identification	SAMPLING DATE	SAMPLING TIME	Canister Number	Canister Pressure/Vacuum Initial	Final	Receipt	Final (psi)	Modified TO-15 + Butane & Isopentane	ASTM D-1946 + Helium	ASTM D-1946		Sample PID (ppm)
01A	VMP-5-5-111111	11/11/11	1037 - 1308	2521	-30	-10			X	X			3.9
02A	VMP-5-12.5-111111	11/11/11	1241 - 1215	3719	-30	-7.5			X	X			1
03A	VMP-11-5-111111	11/11/11	1524 - 1555	3908	-29.5	-8			X	X			1.1
04A	VMP-11-8-111411	11/14/11	0845 - 0915	2089	-29	-7			X	X			0.4
05A	VMP-11-29-111411	11/14/11	0931 - 1030	2517	-30	-8			X	X			0.6
06A	VMP-13-5-111411	11/14/11	1333 - 1211	2012	-27.5	-8			X	X			0.6
07A	VMP-13-10.5-111411	11/14/11	1417 - 1451	3141	-27	-7.5			X	X			0.5
08A	VMP-14-5-111411	11/14/11	1615 - 1647	1999	-29.5	-8			X	X			0.9

ADDITIONAL NOTES:
- 14 day hold time
- Report results between MDL and RL
- Level IV ECVP

Relinquished by: (Signature)	Received by: (Signature)	Date	Time
[signature]	FedEx	11/15/11	1800
	[signature]	11.16.11	0850

05/2006 Revision

CUSTODY SEAL INTACT? Y N NO

FedEx
NA

Roxana Soil Vapor Quarterly – 4th Quarter 2011 Data Review

Laboratory SDG: 1111289A, B

Data Reviewer: Melissa Mansker

Peer Reviewer: Elizabeth Kunkel

Date Reviewed: 12/14/2011

Guidance: USEPA National Functional Guidelines for Superfund Organic Methods Data Review 2008

Sample Identification	Sample Identification
VMP-7-29.5-111111	VMP-5-31-111111
VMP-13-21.5-111411	VMP-13-21.5-111411-DUP
VMP-14-11.5-111511	VMP-14-20-111511

1.0 Data Package Completeness

Were all items delivered as specified in the QAPP and COC as appropriate?

Yes

2.0 Laboratory Case Narrative \ Cooler Receipt Form

Were problems noted in the laboratory case narrative or cooler receipt form?

Yes, the laboratory case narrative indicated samples VMP-5-31-111111 and VMP-14-11.5-111511 were diluted and re-analyzed to bring the highest level target analytes within calibration range of the instrument. Results for the highest level target analytes were reported from the re-analysis runs and the remaining compounds were reported from the original analyses. Several samples were diluted due to high levels of target analytes. Although not indicated in the laboratory case narrative, analytes were detected in the method blank. TO-15 LCS/LCSD recoveries were outside evaluation criteria. These issues are addressed further in the appropriate sections below.

No issues or discrepancies were noted in the cooler receipt form.

3.0 Holding Times

Were samples extracted/analyzed within applicable limits?

Yes

4.0 Blank Contamination

Were any analytes detected in the Method Blanks, Field Blanks or Trip Blanks?

Yes

Blank ID	Parameter	Analyte	Concentration/ Amount
1111289A-07A	TO-15	Acetone	0.59 ppbv / 1.4 µg/m^3
1111289A-07A	TO-15	Methylene chloride	0.15 ppbv / 0.52 µg/m^3
1111289A-07A	TO-15	1,3-Dichlorobenzene	0.057 ppbv / 0.34 µg/m^3

Blank ID	Parameter	Analyte	Concentration/ Amount
1111289A-07B	TO-15	Toluene	0.13 ppbv / 0.60 µg/m^3
1111289A-07B	TO-15	1,2-Dibromoethane (EDB)	0.076 ppbv / 0.58 µg/m^3
1111289A-07B	TO-15	Propylbenzene	0.052 ppbv / 0.26 µg/m^3
1111289A-07B	TO-15	1,3,5-Trimethylbenzene	0.067 ppbv / 0.33 µg/m^3
1111289A-07B	TO-15	1,2,4-Trimethylbenzene	0.070 ppbv / 0.35 µg/m^3
1111289A-07B	TO-15	1,3-Dichlorobenzene	0.18 ppbv / 1.1 µg/m^3
1111289A-07B	TO-15	1,4-Dichlorobenzene	0.20 ppbv / 1.2 µg/m^3
1111289A-07B	TO-15	alpha-Chlorotoluene	0.10 ppbv / 0.54 µg/m^3
1111289A-07B	TO-15	1,2-Dichlorobenzene	0.16 ppbv / 0.98 µg/m^3
1111289A-07B	TO-15	1,2,4-Trichlorobenzene	0.63 ppbv / 4.7 µg/m^3
1111289A-07B	TO-15	Hexachlorobutadiene	0.42 ppbv / 4.5 µg/m^3
1111289B-07A	Natural gases	Oxygen	0.013 %
1111289B-07A	Natural gases	Nitrogen	0.071 %

Analytical data that were reported non-detect or at concentrations greater than five times (5X) the associated blank concentration did not require qualification. No qualification of data was required.

5.0 Laboratory Control Sample

Were LCS recoveries within evaluation criteria?

No

LCS/LCSD ID	Parameter	Analyte	LCS/LCSD Recovery	LCS/LCSD RPD	LCS/LCSD Criteria
1111289A-09B/BB	TO-15	1,2,4-Trichlorobenzene	**148/149**	1	70-130/25
1111289A-09B/BB	TO-15	Hexachlorobutadiene	**144/146**	2	70-130/25

Analytical data reported as non-detect and associated with LCS recoveries above evaluation criteria indicating a possible high bias did not require qualification.

6.0 Surrogate Recoveries

Were surrogate recoveries within evaluation criteria?

Yes

7.0 Matrix Spike and Matrix Spike Duplicate Recoveries

Were MS/MSD samples analyzed as part of this SDG?

MS/MSD samples are not applicable for vapor samples, due to the inability to spike the samples.

8.0 Laboratory Duplicate Results

Were laboratory duplicate samples collected as part of this SDG?

No

9.0 Field Duplicate Results

Were field duplicate samples collected as part of this SDG?

Yes

Field ID	Field Duplicate ID
VMP-13-21.5-111411	VMP-13-21.5-111411-DUP

Were field duplicate sample RPDs within evaluation criteria?

Yes

10.0 Sample Dilutions

For samples that were diluted and nondetect, were undiluted results also reported?

Not applicable; analytes were detected in samples that were diluted.

11.0 Additional Qualifications

Were additional qualifications applied?

No

Air Toxics LTD.
Laboratory Services Since 1989

12/1/2011
Mr. Jeff Adams
URS Corporation
1001 Highlands Plaza Dr. West
Suite 300
St. Louis MO 63110

Project Name: Roxana Soil Vapor
Project #: 21562593.00010
Workorder #: 1111289A

Dear Mr. Jeff Adams

The following report includes the data for the above referenced project for sample(s) received on 11/16/2011 at Air Toxics Ltd.

The data and associated QC analyzed by Modified TO-15 are compliant with the project requirements or laboratory criteria with the exception of the deviations noted in the attached case narrative.

Thank you for choosing Air Toxics Ltd. for your air analysis needs. Air Toxics Ltd. is committed to providing accurate data of the highest quality. Please feel free to contact the Project Manager: Kelly Buettner at 916-985-1000 if you have any questions regarding the data in this report.

Regards,

Kelly Buettner

Kelly Buettner
Project Manager

Reviewed on 12/13/2011

180 BLUE RAVINE ROAD, SUITE B FOLSOM, CA - 95630
(916) 985-1000 .FAX (916) 985-1020
Hours 6:30 A.M to 5:30 PST

Air Toxics LTD.
Laboratory Services Since 1989

WORK ORDER #: 1111289A

Work Order Summary

CLIENT:	Mr. Jeff Adams URS Corporation 1001 Highlands Plaza Dr. West Suite 300 St. Louis, MO 63110	**BILL TO:**	Accounts Payable Austin URS Corporation P.O. BOX 203970 Austin, TX 78720-1088
PHONE:	314-429-0100	**P.O. #**	21562593.00009
FAX:		**PROJECT #**	21562593.00010 Roxana Soil Vapor
DATE RECEIVED:	11/16/2011	**CONTACT:**	Kelly Buettner
DATE COMPLETED:	12/01/2011		

FRACTION #	NAME	TEST	RECEIPT VAC./PRES.	FINAL PRESSURE
01A	VMP-7-29.5-111111	Modified TO-15	7.8 "Hg	5 psi
02A	VMP-5-31-111111	Modified TO-15	7.0 "Hg	5 psi
02B	VMP-5-31-111111	Modified TO-15	7.0 "Hg	5 psi
03A	VMP-13-21.5-111411	Modified TO-15	8.2 "Hg	5 psi
04A	VMP-13-21.5-111411-DUP	Modified TO-15	8.2 "Hg	5 psi
05A	VMP-14-11.5-111511	Modified TO-15	6.8 "Hg	5 psi
05B	VMP-14-11.5-111511	Modified TO-15	6.8 "Hg	5 psi
06A	VMP-14-20-111511	Modified TO-15	7.4 "Hg	5 psi
07A	Lab Blank	Modified TO-15	NA	NA
07B	Lab Blank	Modified TO-15	NA	NA
08A	CCV	Modified TO-15	NA	NA
08B	CCV	Modified TO-15	NA	NA
09A	LCS	Modified TO-15	NA	NA
09AA	LCSD	Modified TO-15	NA	NA
09B	LCS	Modified TO-15	NA	NA
09BB	LCSD	Modified TO-15	NA	NA

CERTIFIED BY: Linda D. Freeman DATE: 12/01/11

Laboratory Director

Certfication numbers: AZ Licensure AZ0719, CA NELAP - 02110CA, LA NELAP - 02089, NY NELAP - 11291, TX NELAP - T104704434-11-3, UT NELAP -CA009332011-1, WA NELAP - C935
Name of Accrediting Agency: NELAP/Florida Department of Health, Scope of Application: Clean Air Act, Accreditation number: E87680, Effective date: 07/01/11 , Expiration date: 06/30/12.
Air Toxics Ltd. certifies that the test results contained in this report meet all requirements of the NELAC standards

This report shall not be reproduced, except in full, without the written approval of Air Toxics Ltd.

180 BLUE RAVINE ROAD, SUITE B FOLSOM, CA - 95630
(916) 985-1000 . (800) 985-5955 . FAX (916) 985-1020

LABORATORY NARRATIVE
EPA Method TO-15
URS Corporation
Workorder# 1111289A

Six 1 Liter Summa Canister samples were received on November 16, 2011. The laboratory performed analysis via EPA Method TO-15 using GC/MS in the full scan mode.

This workorder was independently validated prior to submittal using 'USEPA National Functional Guidelines' as generally applied to the analysis of volatile organic compounds in air. A rules-based, logic driven, independent validation engine was employed to assess completeness, evaluate pass/fail of relevant project quality control requirements and verification of all quantified amounts.

Receiving Notes

There were no receiving discrepancies.

Analytical Notes

All Quality Control Limit exceedences and affected sample results are noted by flags. Each flag is defined at the bottom of this Case Narrative and on each Sample Result Summary page.

As per project specific client request the laboratory has reported estimated values for target compound hits that are below the Reporting Limit but greater than the Method Detection Limit. Concentrations that are below the level at which the canister was certified (0.2 ppbv for compounds reported at 0.5 ppbv and 0.8 ppbv for compounds reported at 2.0 ppbv) may be false positives.

Dilution was performed on samples VMP-7-29.5-111111, VMP-5-31-111111, VMP-13-21.5-111411, VMP-13-21.5-111411-DUP, VMP-14-11.5-111511 and VMP-14-20-111511 due to the presence of high level target species.

Due to high-level target compounds, samples VMP-5-31-111111 and VMP-14-11.5-111511 were analyzed twice. In the "A" fractions, the samples were diluted to bring the highest-level compounds within the calibration range. The "B" fractions are also reported by client request and may be reported with "E" flags indicating the compound exceeds the calibration range. Both runs and associated QC are reported.

Sample VMP-5-31-111111 was analyzed past a 14 day hold time.

Definition of Data Qualifying Flags

Eight qualifiers may have been used on the data analysis sheets and indicates as follows:

B - Compound present in laboratory blank greater than reporting limit (background subtraction not performed).

J - Estimated value.

E - Exceeds instrument calibration range.

S - Saturated peak.

Q - Exceeds quality control limits.

U - Compound analyzed for but not detected above the reporting limit.
UJ- Non-detected compound associated with low bias in the CCV and/or LCS.
N - The identification is based on presumptive evidence.

File extensions may have been used on the data analysis sheets and indicates as follows:
a-File was requantified
b-File was quantified by a second column and detector
r1-File was requantified for the purpose of reissue

Air Toxics LTD.
Laboratory Services Since 1989

Summary of Detected Compounds
EPA METHOD TO-15 GC/MS FULL SCAN

Client Sample ID: VMP-7-29.5-111111

Lab ID#: 1111289A-01A

Compound	Rpt. Limit (ppbv)	Amount (ppbv)	Rpt. Limit (ug/m3)	Amount (ug/m3)
Ethanol	2900	1700 J	5500	3300 J
Acetone	2900	16000	6900	38000
2-Propanol	2900	1300 J	7100	3200 J
Carbon Disulfide	2900	2700 J	9000	8500 J
Hexane	720	38000	2600	130000
1,1-Dichloroethane	720	180 J	2900	710 J
2-Butanone (Methyl Ethyl Ketone)	2900	1700 J	8600	4900 J
Cyclohexane	720	55000	2500	190000
2,2,4-Trimethylpentane	720	160000	3400	720000
Benzene	720	5000	2300	16000
1,2-Dichloroethane	720	1300	2900	5300
Heptane	720	27000	3000	110000
Toluene	720	4200	2700	16000
Chlorobenzene	720	760	3300	3500
Ethyl Benzene	720	610 J	3100	2700 J
m,p-Xylene	720	2600	3100	12000
o-Xylene	720	630 J	3100	2700 J
Styrene	720	150 J	3100	620 J
Propylbenzene	720	170 J	3600	840 J
4-Ethyltoluene	720	330 J	3600	1600 J
1,3,5-Trimethylbenzene	720	280 J	3600	1400 J
1,2,4-Trimethylbenzene	720	830	3600	4100
Butane	2900	47000	6900	110000
Isopentane	2900	170000	8600	500000

Client Sample ID: VMP-5-31-111111 * Use these results only. All other data was reported from the 11700x dilution analysis.

Lab ID#: 1111289A-02A

DF = 87500

Compound	Rpt. Limit (ppbv)	Amount (ppbv)	Rpt. Limit (ug/m3)	Amount (ug/m3)
Hexane	44000	630000	150000	2200000
Cyclohexane	44000	200000	150000	690000

Air Toxics LTD.
Laboratory Services Since 1989

Summary of Detected Compounds
EPA METHOD TO-15 GC/MS FULL SCAN

Client Sample ID: VMP-5-31-111111

Lab ID#: 1111289A-02A

2,2,4-Trimethylpentane	44000	600000	200000	2800000
Benzene	44000	15000 J	140000	48000 J
Heptane	44000	46000	180000	190000
Toluene	44000	10000 J	160000	38000 J
* Butane	180000	8100000	420000	19000000
Isopentane	180000	8200000	520000	24000000

Client Sample ID: VMP-5-31-111111 *Do not use this data. Use all other data.

Lab ID#: 1111289A-02B

DF=11700

Compound	Rpt. Limit (ppbv)	Amount (ppbv)	Rpt. Limit (ug/m3)	Amount (ug/m3)
Hexane	5800	620000	21000	2200000
Cyclohexane	5800	190000	20000	670000
2,2,4-Trimethylpentane	5800	650000	27000	3000000
Benzene	5800	3800 J	19000	12000 J
1,2-Dichloroethane	5800	2800 J	24000	12000 J
Heptane	5800	55000	24000	220000
Toluene	5800	3700 J	22000	14000 J
m,p-Xylene	5800	1600 J	25000	6900 J
* ~~Butane~~	~~23000~~	~~6600000 E~~	~~56000~~	~~16000000 E~~
* ~~Isopentane~~	~~23000~~	~~7600000 E~~	~~69000~~	~~22000000 E~~

Client Sample ID: VMP-13-21.5-111411

Lab ID#: 1111289A-03A

Compound	Rpt. Limit (ppbv)	Amount (ppbv)	Rpt. Limit (ug/m3)	Amount (ug/m3)
Acetone	2300	1500 J	5500	3600 J
Carbon Disulfide	2300	1100 J	7200	3500 J
2-Butanone (Methyl Ethyl Ketone)	2300	330 J	6800	980 J
Cyclohexane	580	190 J	2000	670 J
2,2,4-Trimethylpentane	580	7000	2700	33000
Benzene	580	130000	1800	420000
1,2-Dichloroethane	580	340 J	2300	1400 J

Air Toxics LTD.
Laboratory Services Since 1989

Summary of Detected Compounds
EPA METHOD TO-15 GC/MS FULL SCAN

Client Sample ID: VMP-13-21.5-111411

Lab ID#: 1111289A-03A

Toluene	580	920	2200	3500
1,3-Dichlorobenzene	580	93 J	3400	560 J
1,4-Dichlorobenzene	580	130 J	3400	770 J
Butane	2300	13000	5500	32000
Isopentane	2300	21000	6800	63000

Client Sample ID: VMP-13-21.5-111411-DUP

Lab ID#: 1111289A-04A

Compound	Rpt. Limit (ppbv)	Amount (ppbv)	Rpt. Limit (ug/m3)	Amount (ug/m3)
Acetone	2300	1600 J	5500	3700 J
2-Propanol	2300	390 J	5600	960 J
Carbon Disulfide	2300	1100 J	7200	3400 J
Hexane	580	280 J	2000	980 J
Cyclohexane	580	280 J	2000	950 J
2,2,4-Trimethylpentane	580	6700	2700	31000
Benzene	580	130000	1800	410000
1,2-Dichloroethane	580	410 J	2300	1600 J
Toluene	580	950	2200	3600
1,4-Dichlorobenzene	580	120 J	3400	710 J
Butane	2300	13000	5500	31000
Isopentane	2300	21000	6800	63000

Client Sample ID: VMP-14-11.5-111511 *Use these results only. All other data was reported from the 432x dilution analysis.

Lab ID#: 1111289A-05A

DF=2160

Compound	Rpt. Limit (ppbv)	Amount (ppbv)	Rpt. Limit (ug/m3)	Amount (ug/m3)
Carbon Disulfide	4300	640 J	13000	2000 J
Hexane	1100	2300	3800	8000
Cyclohexane	1100	3100	3700	11000
2,2,4-Trimethylpentane	1100	5000	5000	23000
Benzene	1100	1200	3400	3900
Toluene	1100	590 J	4100	2200 J

Air Toxics LTD.
Laboratory Services Since 1989

Summary of Detected Compounds
EPA METHOD TO-15 GC/MS FULL SCAN

Client Sample ID: VMP-14-11.5-111511

Lab ID#: 1111289A-05A

* Butane	4300	230000	10000	560000
Isopentane	4300	350000	13000	1000000

Client Sample ID: VMP-14-11.5-111511 *Donot use this data. Use all other data.

Lab ID#: 1111289A-05B

DF = 432

Compound	Rpt. Limit (ppbv)	Amount (ppbv)	Rpt. Limit (ug/m3)	Amount (ug/m3)
Acetone	860	760 J	2000	1800 J
2-Propanol	860	170 J	2100	420 J
Carbon Disulfide	860	560 J	2700	1700 J
Hexane	220	2200	760	7700
2-Butanone (Methyl Ethyl Ketone)	860	180 J	2500	530 J
Cyclohexane	220	3400	740	12000
2,2,4-Trimethylpentane	220	5300	1000	25000
Benzene	220	700	690	2200
1,2-Dichloroethane	220	220	870	890
Heptane	220	120 J	880	480 J
Toluene	220	500	810	1900
1,3-Dichlorobenzene	220	35 J	1300	210 J
1,4-Dichlorobenzene	220	52 J	1300	310 J
* ~~Butane~~	~~860~~	~~240000 E~~	~~2000~~	~~560000 E~~
* ~~Isopentane~~	~~860~~	~~360000 E~~	~~2500~~	~~1100000 E~~

Client Sample ID: VMP-14-20-111511

Lab ID#: 1111289A-06A

Compound	Rpt. Limit (ppbv)	Amount (ppbv)	Rpt. Limit (ug/m3)	Amount (ug/m3)
Hexane	18000	180000	63000	640000
Cyclohexane	18000	70000	61000	240000
2,2,4-Trimethylpentane	18000	53000	83000	250000
Benzene	18000	5000000	57000	16000000
Heptane	18000	15000 J	73000	60000 J
Toluene	18000	9100 J	67000	34000 J

Air Toxics LTD.
Laboratory Services Since 1989

Summary of Detected Compounds
EPA METHOD TO-15 GC/MS FULL SCAN

Client Sample ID: VMP-14-20-11I511

Lab ID#: 1I11289A-06A

Butane	71000	2500000	170000	5900000
Isopentane	71000	2200000	210000	6600000

Air Toxics LTD.
Laboratory Services Since 1989

Client Sample ID: VMP-7-29.5-111111

Lab ID#: 1111289A-01A

EPA METHOD TO-15 GC/MS FULL SCAN

File Name:	2112319	Date of Collection:	11/11/11 9:30:00 AM
Dil. Factor:	1450	Date of Analysis:	11/23/11 09:56 PM

Compound	Rpt. Limit (ppbv)	Amount (ppbv)	Rpt. Limit (ug/m3)	Amount (ug/m3)
Freon 12	720	Not Detected	3600	Not Detected
Freon 114	720	Not Detected	5100	Not Detected
Chloromethane	2900	Not Detected	6000	Not Detected
Vinyl Chloride	720	Not Detected	1800	Not Detected
1,3-Butadiene	720	Not Detected	1600	Not Detected
Bromomethane	720	Not Detected	2800	Not Detected
Chloroethane	2900	Not Detected	7600	Not Detected
Freon 11	720	Not Detected	4100	Not Detected
Ethanol	2900	1700 J	5500	3300 J
Freon 113	720	Not Detected	5600	Not Detected
1,1-Dichloroethene	720	Not Detected	2900	Not Detected
Acetone	2900	16000	6900	38000
2-Propanol	2900	1300 J	7100	3200 J
Carbon Disulfide	2900	2700 J	9000	8500 J
3-Chloropropene	2900	Not Detected	9100	Not Detected
Methylene Chloride	720	Not Detected	2500	Not Detected
Methyl tert-butyl ether	720	Not Detected	2600	Not Detected
trans-1,2-Dichloroethene	720	Not Detected	2900	Not Detected
Hexane	720	38000	2600	130000
1,1-Dichloroethane	720	180 J	2900	710 J
2-Butanone (Methyl Ethyl Ketone)	2900	1700 J	8600	4900 J
cis-1,2-Dichloroethene	720	Not Detected	2900	Not Detected
Tetrahydrofuran	720	Not Detected	2100	Not Detected
Chloroform	720	Not Detected	3500	Not Detected
1,1,1-Trichloroethane	720	Not Detected	4000	Not Detected
Cyclohexane	720	55000	2500	190000
Carbon Tetrachloride	720	Not Detected	4600	Not Detected
2,2,4-Trimethylpentane	720	160000	3400	720000
Benzene	720	5000	2300	16000
1,2-Dichloroethane	720	1300	2900	5300
Heptane	720	27000	3000	110000
Trichloroethene	720	Not Detected	3900	Not Detected
1,2-Dichloropropane	720	Not Detected	3400	Not Detected
1,4-Dioxane	2900	Not Detected	10000	Not Detected
Bromodichloromethane	720	Not Detected	4800	Not Detected
cis-1,3-Dichloropropene	720	Not Detected	3300	Not Detected
4-Methyl-2-pentanone	720	Not Detected	3000	Not Detected
Toluene	720	4200	2700	16000
trans-1,3-Dichloropropene	720	Not Detected	3300	Not Detected
1,1,2-Trichloroethane	720	Not Detected	4000	Not Detected
Tetrachloroethene	720	Not Detected	4900	Not Detected

Air Toxics LTD.
Laboratory Services Since 1989

Client Sample ID: VMP-7-29.5-111111

Lab ID#: 1111289A-01A

EPA METHOD TO-15 GC/MS FULL SCAN

File Name:	**2112319**	**Date of Collection:**	**11/11/11 9:30:00 AM**
Dil. Factor:	**1450**	**Date of Analysis:**	**11/23/11 09:56 PM**

Compound	Rpt. Limit (ppbv)	Amount (ppbv)	Rpt. Limit (ug/m3)	Amount (ug/m3)
2-Hexanone	2900	Not Detected	12000	Not Detected
Dibromochloromethane	720	Not Detected	6200	Not Detected
1,2-Dibromoethane (EDB)	720	Not Detected	5600	Not Detected
Chlorobenzene	720	760	3300	3500
Ethyl Benzene	720	610 J	3100	2700 J
m,p-Xylene	720	2600	3100	12000
o-Xylene	720	630 J	3100	2700 J
Styrene	720	150 J	3100	620 J
Bromoform	720	Not Detected	7500	Not Detected
Cumene	720	Not Detected	3600	Not Detected
1,1,2,2-Tetrachloroethane	720	Not Detected	5000	Not Detected
Propylbenzene	720	170 J	3600	840 J
4-Ethyltoluene	720	330 J	3600	1600 J
1,3,5-Trimethylbenzene	720	280 J	3600	1400 J
1,2,4-Trimethylbenzene	720	830	3600	4100
1,3-Dichlorobenzene	720	Not Detected	4400	Not Detected
1,4-Dichlorobenzene	720	Not Detected	4400	Not Detected
alpha-Chlorotoluene	720	Not Detected	3800	Not Detected
1,2-Dichlorobenzene	720	Not Detected	4400	Not Detected
1,2,4-Trichlorobenzene	2900	Not Detected	22000	Not Detected
Hexachlorobutadiene	2900	Not Detected	31000	Not Detected
Butane	2900	47000	6900	110000
Isopentane	2900	170000	8600	500000

J = Estimated value.

Container Type: 1 Liter Summa Canister

Surrogates	%Recovery	Method Limits
Toluene-d8	102	70-130
1,2-Dichloroethane-d4	93	70-130
4-Bromofluorobenzene	98	70-130

Air Toxics LTD.
Laboratory Services Since 1989

* Use these results only. All other data was reported from the 11400x dilution analysis.

Client Sample ID: VMP-5-31-111111

Lab ID#: 1111289A-02A

EPA METHOD TO-15 GC/MS FULL SCAN

File Name:	3112615	Date of Collection:	11/11/11 1:14:00 PM
Dil. Factor:	87500	Date of Analysis:	11/26/11 09:55 PM

Compound	Rpt. Limit (ppbv)	Amount (ppbv)	Rpt. Limit (ug/m3)	Amount (ug/m3)
Freon 12	44000	Not Detected	220000	Not Detected
Freon 114	44000	Not Detected	300000	Not Detected
Chloromethane	180000	Not Detected	360000	Not Detected
Vinyl Chloride	44000	Not Detected	110000	Not Detected
1,3-Butadiene	44000	Not Detected	97000	Not Detected
Bromomethane	44000	Not Detected	170000	Not Detected
Chloroethane	180000	Not Detected	460000	Not Detected
Freon 11	44000	Not Detected	240000	Not Detected
Ethanol	180000	Not Detected	330000	Not Detected
Freon 113	44000	Not Detected	340000	Not Detected
1,1-Dichloroethene	44000	Not Detected	170000	Not Detected
Acetone	180000	Not Detected	420000	Not Detected
2-Propanol	180000	Not Detected	430000	Not Detected
Carbon Disulfide	180000	Not Detected	540000	Not Detected
3-Chloropropene	180000	Not Detected	550000	Not Detected
Methylene Chloride	44000	Not Detected	150000	Not Detected
Methyl tert-butyl ether	44000	Not Detected	160000	Not Detected
trans-1,2-Dichloroethene	44000	Not Detected	170000	Not Detected
Hexane	44000	630000	150000	2200000
1,1-Dichloroethane	44000	Not Detected	180000	Not Detected
2-Butanone (Methyl Ethyl Ketone)	180000	Not Detected	520000	Not Detected
cis-1,2-Dichloroethene	44000	Not Detected	170000	Not Detected
Tetrahydrofuran	44000	Not Detected	130000	Not Detected
Chloroform	44000	Not Detected	210000	Not Detected
1,1,1-Trichloroethane	44000	Not Detected	240000	Not Detected
Cyclohexane	44000	200000	150000	690000
Carbon Tetrachloride	44000	Not Detected	280000	Not Detected
2,2,4-Trimethylpentane	44000	600000	200000	2800000
Benzene	44000	15000 J	140000	48000 J
1,2-Dichloroethane	44000	Not Detected	180000	Not Detected
Heptane	44000	46000	180000	190000
Trichloroethene	44000	Not Detected	240000	Not Detected
1,2-Dichloropropane	44000	Not Detected	200000	Not Detected
1,4-Dioxane	180000	Not Detected	630000	Not Detected
Bromodichloromethane	44000	Not Detected	290000	Not Detected
cis-1,3-Dichloropropene	44000	Not Detected	200000	Not Detected
4-Methyl-2-pentanone	44000	Not Detected	180000	Not Detected
Toluene	44000	10000 J	160000	38000 J
trans-1,3-Dichloropropene	44000	Not Detected	200000	Not Detected
1,1,2-Trichloroethane	44000	Not Detected	240000	Not Detected
Tetrachloroethene	44000	Not Detected	300000	Not Detected

Air Toxics LTD.
Laboratory Services Since 1989

Client Sample ID: VMP-5-31-111111

Lab ID#: 1111289A-02A

EPA METHOD TO-15 GC/MS FULL SCAN

File Name:	**3112615**	**Date of Collection:**	**11/11/11 1:14:00 PM**
Dil. Factor:	**87500**	**Date of Analysis:**	**11/26/11 09:55 PM**

Compound	Rpt. Limit (ppbv)	Amount (ppbv)	Rpt. Limit (ug/m3)	Amount (ug/m3)
2-Hexanone	180000	Not Detected	720000	Not Detected
Dibromochloromethane	44000	Not Detected	370000	Not Detected
1,2-Dibromoethane (EDB)	44000	Not Detected	340000	Not Detected
Chlorobenzene	44000	Not Detected	200000	Not Detected
Ethyl Benzene	44000	Not Detected	190000	Not Detected
m,p-Xylene	44000	Not Detected	190000	Not Detected
o-Xylene	44000	Not Detected	190000	Not Detected
Styrene	44000	Not Detected	190000	Not Detected
Bromoform	44000	Not Detected	450000	Not Detected
Cumene	44000	Not Detected	220000	Not Detected
1,1,2,2-Tetrachloroethane	44000	Not Detected	300000	Not Detected
Propylbenzene	44000	Not Detected	220000	Not Detected
4-Ethyltoluene	44000	Not Detected	220000	Not Detected
1,3,5-Trimethylbenzene	44000	Not Detected	220000	Not Detected
1,2,4-Trimethylbenzene	44000	Not Detected	220000	Not Detected
1,3-Dichlorobenzene	44000	Not Detected	260000	Not Detected
1,4-Dichlorobenzene	44000	Not Detected	260000	Not Detected
alpha-Chlorotoluene	44000	Not Detected	230000	Not Detected
1,2-Dichlorobenzene	44000	Not Detected	260000	Not Detected
1,2,4-Trichlorobenzene	180000	Not Detected	1300000	Not Detected
Hexachlorobutadiene	180000	Not Detected	1900000	Not Detected
* Butane	180000	8100000	420000	19000000
Isopentane	180000	8200000	520000	24000000

J = Estimated value.

Container Type: 1 Liter Summa Canister

Surrogates	%Recovery	Method Limits
Toluene-d8	96	70-130
1,2-Dichloroethane-d4	104	70-130
4-Bromofluorobenzene	102	70-130

Air Toxics LTD.
Laboratory Services Since 1989

*Do not use this data. Use all other data.

Client Sample ID: VMP-5-31-111111

Lab ID#: 1111289A-02B

EPA METHOD TO-15 GC/MS FULL SCAN

File Name:	2112320	Date of Collection:	11/11/11 1:14:00 PM
Dil. Factor:	11700	Date of Analysis:	11/23/11 10:31 PM

Compound	Rpt. Limit (ppbv)	Amount (ppbv)	Rpt. Limit (ug/m3)	Amount (ug/m3)
Freon 12	5800	Not Detected	29000	Not Detected
Freon 114	5800	Not Detected	41000	Not Detected
Chloromethane	23000	Not Detected	48000	Not Detected
Vinyl Chloride	5800	Not Detected	15000	Not Detected
1,3-Butadiene	5800	Not Detected	13000	Not Detected
Bromomethane	5800	Not Detected	23000	Not Detected
Chloroethane	23000	Not Detected	62000	Not Detected
Freon 11	5800	Not Detected	33000	Not Detected
Ethanol	23000	Not Detected	44000	Not Detected
Freon 113	5800	Not Detected	45000	Not Detected
1,1-Dichloroethene	5800	Not Detected	23000	Not Detected
Acetone	23000	Not Detected	56000	Not Detected
2-Propanol	23000	Not Detected	58000	Not Detected
Carbon Disulfide	23000	Not Detected	73000	Not Detected
3-Chloropropene	23000	Not Detected	73000	Not Detected
Methylene Chloride	5800	Not Detected	20000	Not Detected
Methyl tert-butyl ether	5800	Not Detected	21000	Not Detected
trans-1,2-Dichloroethene	5800	Not Detected	23000	Not Detected
Hexane	5800	620000	21000	2200000
1,1-Dichloroethane	5800	Not Detected	24000	Not Detected
2-Butanone (Methyl Ethyl Ketone)	23000	Not Detected	69000	Not Detected
cis-1,2-Dichloroethene	5800	Not Detected	23000	Not Detected
Tetrahydrofuran	5800	Not Detected	17000	Not Detected
Chloroform	5800	Not Detected	28000	Not Detected
1,1,1-Trichloroethane	5800	Not Detected	32000	Not Detected
Cyclohexane	5800	190000	20000	670000
Carbon Tetrachloride	5800	Not Detected	37000	Not Detected
2,2,4-Trimethylpentane	5800	650000	27000	3000000
Benzene	5800	3800 J	19000	12000 J
1,2-Dichloroethane	5800	2800 J	24000	12000 J
Heptane	5800	55000	24000	220000
Trichloroethene	5800	Not Detected	31000	Not Detected
1,2-Dichloropropane	5800	Not Detected	27000	Not Detected
1,4-Dioxane	23000	Not Detected	84000	Not Detected
Bromodichloromethane	5800	Not Detected	39000	Not Detected
cis-1,3-Dichloropropene	5800	Not Detected	26000	Not Detected
4-Methyl-2-pentanone	5800	Not Detected	24000	Not Detected
Toluene	5800	3700 J	22000	14000 J
trans-1,3-Dichloropropene	5800	Not Detected	26000	Not Detected
1,1,2-Trichloroethane	5800	Not Detected	32000	Not Detected
Tetrachloroethene	5800	Not Detected	40000	Not Detected

Air Toxics LTD.
Laboratory Services Since 1989

Client Sample ID: VMP-5-31-111111

Lab ID#: 1111289A-02B

EPA METHOD TO-15 GC/MS FULL SCAN

File Name:	**2112320**	**Date of Collection:**	**11/11/11 1:14:00 PM**
Dil. Factor:	**11700**	**Date of Analysis:**	**11/23/11 10:31 PM**

Compound	Rpt. Limit (ppbv)	Amount (ppbv)	Rpt. Limit (ug/m3)	Amount (ug/m3)
2-Hexanone	23000	Not Detected	96000	Not Detected
Dibromochloromethane	5800	Not Detected	50000	Not Detected
1,2-Dibromoethane (EDB)	5800	Not Detected	45000	Not Detected
Chlorobenzene	5800	Not Detected	27000	Not Detected
Ethyl Benzene	5800	Not Detected	25000	Not Detected
m,p-Xylene	5800	1600 J	25000	6900 J
o-Xylene	5800	Not Detected	25000	Not Detected
Styrene	5800	Not Detected	25000	Not Detected
Bromoform	5800	Not Detected	60000	Not Detected
Cumene	5800	Not Detected	29000	Not Detected
1,1,2,2-Tetrachloroethane	5800	Not Detected	40000	Not Detected
Propylbenzene	5800	Not Detected	29000	Not Detected
4-Ethyltoluene	5800	Not Detected	29000	Not Detected
1,3,5-Trimethylbenzene	5800	Not Detected	29000	Not Detected
1,2,4-Trimethylbenzene	5800	Not Detected	29000	Not Detected
1,3-Dichlorobenzene	5800	Not Detected	35000	Not Detected
1,4-Dichlorobenzene	5800	Not Detected	35000	Not Detected
alpha-Chlorotoluene	5800	Not Detected	30000	Not Detected
1,2-Dichlorobenzene	5800	Not Detected	35000	Not Detected
1,2,4-Trichlorobenzene	23000	Not Detected	170000	Not Detected
Hexachlorobutadiene	23000	Not Detected	250000	Not Detected
~~Butane~~	~~23000~~	~~6600000 E~~	~~56000~~	~~16000000 E~~
~~Isopentane~~	~~23000~~	~~7600000 E~~	~~69000~~	~~22000000 E~~

J = Estimated value.
E = Exceeds instrument calibration range.
Container Type: 1 Liter Summa Canister

Surrogates	%Recovery	Method Limits
Toluene-d8	100	70-130
1,2-Dichloroethane-d4	93	70-130
4-Bromofluorobenzene	90	70-130

Air Toxics LTD.
Laboratory Services Since 1989

Client Sample ID: VMP-13-21.5-111411

Lab ID#: 1111289A-03A

EPA METHOD TO-15 GC/MS FULL SCAN

File Name:	3112609	Date of Collection:	11/14/11 3:58:00 PM
Dil. Factor:	1150	Date of Analysis:	11/26/11 06:51 PM

Compound	Rpt. Limit (ppbv)	Amount (ppbv)	Rpt. Limit (ug/m3)	Amount (ug/m3)
Freon 12	580	Not Detected	2800	Not Detected
Freon 114	580	Not Detected	4000	Not Detected
Chloromethane	2300	Not Detected	4700	Not Detected
Vinyl Chloride	580	Not Detected	1500	Not Detected
1,3-Butadiene	580	Not Detected	1300	Not Detected
Bromomethane	580	Not Detected	2200	Not Detected
Chloroethane	2300	Not Detected	6100	Not Detected
Freon 11	580	Not Detected	3200	Not Detected
Ethanol	2300	Not Detected	4300	Not Detected
Freon 113	580	Not Detected	4400	Not Detected
1,1-Dichloroethene	580	Not Detected	2300	Not Detected
Acetone	2300	1500 J	5500	3600 J
2-Propanol	2300	Not Detected	5600	Not Detected
Carbon Disulfide	2300	1100 J	7200	3500 J
3-Chloropropene	2300	Not Detected	7200	Not Detected
Methylene Chloride	580	Not Detected	2000	Not Detected
Methyl tert-butyl ether	580	Not Detected	2100	Not Detected
trans-1,2-Dichloroethene	580	Not Detected	2300	Not Detected
Hexane	580	Not Detected	2000	Not Detected
1,1-Dichloroethane	580	Not Detected	2300	Not Detected
2-Butanone (Methyl Ethyl Ketone)	2300	330 J	6800	980 J
cis-1,2-Dichloroethene	580	Not Detected	2300	Not Detected
Tetrahydrofuran	580	Not Detected	1700	Not Detected
Chloroform	580	Not Detected	2800	Not Detected
1,1,1-Trichloroethane	580	Not Detected	3100	Not Detected
Cyclohexane	580	190 J	2000	670 J
Carbon Tetrachloride	580	Not Detected	3600	Not Detected
2,2,4-Trimethylpentane	580	7000	2700	33000
Benzene	580	130000	1800	420000
1,2-Dichloroethane	580	340 J	2300	1400 J
Heptane	580	Not Detected	2400	Not Detected
Trichloroethene	580	Not Detected	3100	Not Detected
1,2-Dichloropropane	580	Not Detected	2600	Not Detected
1,4-Dioxane	2300	Not Detected	8300	Not Detected
Bromodichloromethane	580	Not Detected	3800	Not Detected
cis-1,3-Dichloropropene	580	Not Detected	2600	Not Detected
4-Methyl-2-pentanone	580	Not Detected	2400	Not Detected
Toluene	580	920	2200	3500
trans-1,3-Dichloropropene	580	Not Detected	2600	Not Detected
1,1,2-Trichloroethane	580	Not Detected	3100	Not Detected
Tetrachloroethene	580	Not Detected	3900	Not Detected

Air Toxics LTD.
Laboratory Services Since 1989

Client Sample ID: VMP-13-2I.5-111411

Lab ID#: 1111289A-03A

EPA METHOD TO-15 GC/MS FULL SCAN

File Name:	**3112609**	**Date of Collection:**	**11/14/11 3:58:00 PM**
Dil. Factor:	**1150**	**Date of Analysis:**	**11/26/11 06:51 PM**

Compound	Rpt. Limit (ppbv)	Amount (ppbv)	Rpt. Limit (ug/m3)	Amount (ug/m3)
2-Hexanone	2300	Not Detected	9400	Not Detected
Dibromochloromethane	580	Not Detected	4900	Not Detected
1,2-Dibromoethane (EDB)	580	Not Detected	4400	Not Detected
Chlorobenzene	580	Not Detected	2600	Not Detected
Ethyl Benzene	580	Not Detected	2500	Not Detected
m,p-Xylene	580	Not Detected	2500	Not Detected
o-Xylene	580	Not Detected	2500	Not Detected
Styrene	580	Not Detected	2400	Not Detected
Bromoform	580	Not Detected	5900	Not Detected
Cumene	580	Not Detected	2800	Not Detected
1,1,2,2-Tetrachloroethane	580	Not Detected	3900	Not Detected
Propylbenzene	580	Not Detected	2800	Not Detected
4-Ethyltoluene	580	Not Detected	2800	Not Detected
1,3,5-Trimethylbenzene	580	Not Detected	2800	Not Detected
1,2,4-Trimethylbenzene	580	Not Detected	2800	Not Detected
1,3-Dichlorobenzene	580	93 J	3400	560 J
1,4-Dichlorobenzene	580	130 J	3400	770 J
alpha-Chlorotoluene	580	Not Detected	3000	Not Detected
1,2-Dichlorobenzene	580	Not Detected	3400	Not Detected
1,2,4-Trichlorobenzene	2300	Not Detected	17000	Not Detected
Hexachlorobutadiene	2300	Not Detected	24000	Not Detected
Butane	2300	13000	5500	32000
Isopentane	2300	21000	6800	63000

J = Estimated value.

Container Type: 1 Liter Summa Canister

Surrogates	%Recovery	Method Limits
Toluene-d8	99	70-130
1,2-Dichloroethane-d4	100	70-130
4-Bromofluorobenzene	110	70-130

Air Toxics LTD.
Laboratory Services Since 1989

Client Sample ID: VMP-13-21.5-111411-DUP

Lab ID#: 1111289A-04A

EPA METHOD TO-15 GC/MS FULL SCAN

File Name:	3112610	Date of Collection:	11/14/11 3:58:00 PM
Dil. Factor:	1150	Date of Analysis:	11/26/11 07:32 PM

Compound	Rpt. Limit (ppbv)	Amount (ppbv)	Rpt. Limit (ug/m3)	Amount (ug/m3)
Freon 12	580	Not Detected	2800	Not Detected
Freon 114	580	Not Detected	4000	Not Detected
Chloromethane	2300	Not Detected	4700	Not Detected
Vinyl Chloride	580	Not Detected	1500	Not Detected
1,3-Butadiene	580	Not Detected	1300	Not Detected
Bromomethane	580	Not Detected	2200	Not Detected
Chloroethane	2300	Not Detected	6100	Not Detected
Freon 11	580	Not Detected	3200	Not Detected
Ethanol	2300	Not Detected	4300	Not Detected
Freon 113	580	Not Detected	4400	Not Detected
1,1-Dichloroethene	580	Not Detected	2300	Not Detected
Acetone	2300	1600 J	5500	3700 J
2-Propanol	2300	390 J	5600	960 J
Carbon Disulfide	2300	1100 J	7200	3400 J
3-Chloropropene	2300	Not Detected	7200	Not Detected
Methylene Chloride	580	Not Detected	2000	Not Detected
Methyl tert-butyl ether	580	Not Detected	2100	Not Detected
trans-1,2-Dichloroethene	580	Not Detected	2300	Not Detected
Hexane	580	280 J	2000	980 J
1,1-Dichloroethane	580	Not Detected	2300	Not Detected
2-Butanone (Methyl Ethyl Ketone)	2300	Not Detected	6800	Not Detected
cis-1,2-Dichloroethene	580	Not Detected	2300	Not Detected
Tetrahydrofuran	580	Not Detected	1700	Not Detected
Chloroform	580	Not Detected	2800	Not Detected
1,1,1-Trichloroethane	580	Not Detected	3100	Not Detected
Cyclohexane	580	280 J	2000	950 J
Carbon Tetrachloride	580	Not Detected	3600	Not Detected
2,2,4-Trimethylpentane	580	6700	2700	31000
Benzene	580	130000	1800	410000
1,2-Dichloroethane	580	410 J	2300	1600 J
Heptane	580	Not Detected	2400	Not Detected
Trichloroethene	580	Not Detected	3100	Not Detected
1,2-Dichloropropane	580	Not Detected	2600	Not Detected
1,4-Dioxane	2300	Not Detected	8300	Not Detected
Bromodichloromethane	580	Not Detected	3800	Not Detected
cis-1,3-Dichloropropene	580	Not Detected	2600	Not Detected
4-Methyl-2-pentanone	580	Not Detected	2400	Not Detected
Toluene	580	950	2200	3600
trans-1,3-Dichloropropene	580	Not Detected	2600	Not Detected
1,1,2-Trichloroethane	580	Not Detected	3100	Not Detected
Tetrachloroethene	580	Not Detected	3900	Not Detected

Air Toxics LTD.
Laboratory Services Since 1989

Client Sample ID: VMP-13-21.5-111411-DUP

Lab ID#: 1111289A-04A

EPA METHOD TO-15 GC/MS FULL SCAN

File Name:	3112610	Date of Collection:	11/14/11 3:58:00 PM
Dil. Factor:	1150	Date of Analysis:	11/26/11 07:32 PM

Compound	Rpt. Limit (ppbv)	Amount (ppbv)	Rpt. Limit (ug/m3)	Amount (ug/m3)
2-Hexanone	2300	Not Detected	9400	Not Detected
Dibromochloromethane	580	Not Detected	4900	Not Detected
1,2-Dibromoethane (EDB)	580	Not Detected	4400	Not Detected
Chlorobenzene	580	Not Detected	2600	Not Detected
Ethyl Benzene	580	Not Detected	2500	Not Detected
m,p-Xylene	580	Not Detected	2500	Not Detected
o-Xylene	580	Not Detected	2500	Not Detected
Styrene	580	Not Detected	2400	Not Detected
Bromoform	580	Not Detected	5900	Not Detected
Cumene	580	Not Detected	2800	Not Detected
1,1,2,2-Tetrachloroethane	580	Not Detected	3900	Not Detected
Propylbenzene	580	Not Detected	2800	Not Detected
4-Ethyltoluene	580	Not Detected	2800	Not Detected
1,3,5-Trimethylbenzene	580	Not Detected	2800	Not Detected
1,2,4-Trimethylbenzene	580	Not Detected	2800	Not Detected
1,3-Dichlorobenzene	580	Not Detected	3400	Not Detected
1,4-Dichlorobenzene	580	120 J	3400	710 J
alpha-Chlorotoluene	580	Not Detected	3000	Not Detected
1,2-Dichlorobenzene	580	Not Detected	3400	Not Detected
1,2,4-Trichlorobenzene	2300	Not Detected	17000	Not Detected
Hexachlorobutadiene	2300	Not Detected	24000	Not Detected
Butane	2300	13000	5500	31000
Isopentane	2300	21000	6800	63000

J = Estimated value.

Container Type: 1 Liter Summa Canister

Surrogates	%Recovery	Method Limits
Toluene-d8	96	70-130
1,2-Dichloroethane-d4	99	70-130
4-Bromofluorobenzene	110	70-130

Air Toxics LTD.
Laboratory Services Since 1989

*Use these results only. All other data was reported from the 432x dilution analysis.

Client Sample ID: VMP-14-11.5-I11511

Lab ID#: 1111289A-05A

EPA METHOD TO-15 GC/MS FULL SCAN

File Name:	3112614	Date of Collection:	11/15/11 9:27:00 AM
Dil. Factor:	2160	Date of Analysis:	11/26/11 09:37 PM

Compound	Rpt. Limit (ppbv)	Amount (ppbv)	Rpt. Limit (ug/m3)	Amount (ug/m3)
Freon 12	1100	Not Detected	5300	Not Detected
Freon 114	1100	Not Detected	7600	Not Detected
Chloromethane	4300	Not Detected	8900	Not Detected
Vinyl Chloride	1100	Not Detected	2800	Not Detected
1,3-Butadiene	1100	Not Detected	2400	Not Detected
Bromomethane	1100	Not Detected	4200	Not Detected
Chloroethane	4300	Not Detected	11000	Not Detected
Freon 11	1100	Not Detected	6100	Not Detected
Ethanol	4300	Not Detected	8100	Not Detected
Freon 113	1100	Not Detected	8300	Not Detected
1,1-Dichloroethene	1100	Not Detected	4300	Not Detected
Acetone	4300	Not Detected	10000	Not Detected
2-Propanol	4300	Not Detected	11000	Not Detected
Carbon Disulfide	4300	640 J	13000	2000 J
3-Chloropropene	4300	Not Detected	14000	Not Detected
Methylene Chloride	1100	Not Detected	3800	Not Detected
Methyl tert-butyl ether	1100	Not Detected	3900	Not Detected
trans-1,2-Dichloroethene	1100	Not Detected	4300	Not Detected
Hexane	1100	2300	3800	8000
1,1-Dichloroethane	1100	Not Detected	4400	Not Detected
2-Butanone (Methyl Ethyl Ketone)	4300	Not Detected	13000	Not Detected
cis-1,2-Dichloroethene	1100	Not Detected	4300	Not Detected
Tetrahydrofuran	1100	Not Detected	3200	Not Detected
Chloroform	1100	Not Detected	5300	Not Detected
1,1,1-Trichloroethane	1100	Not Detected	5900	Not Detected
Cyclohexane	1100	3100	3700	11000
Carbon Tetrachloride	1100	Not Detected	6800	Not Detected
2,2,4-Trimethylpentane	1100	5000	5000	23000
Benzene	1100	1200	3400	3900
1,2-Dichloroethane	1100	Not Detected	4400	Not Detected
Heptane	1100	Not Detected	4400	Not Detected
Trichloroethene	1100	Not Detected	5800	Not Detected
1,2-Dichloropropane	1100	Not Detected	5000	Not Detected
1,4-Dioxane	4300	Not Detected	16000	Not Detected
Bromodichloromethane	1100	Not Detected	7200	Not Detected
cis-1,3-Dichloropropene	1100	Not Detected	4900	Not Detected
4-Methyl-2-pentanone	1100	Not Detected	4400	Not Detected
Toluene	1100	590 J	4100	2200 J
trans-1,3-Dichloropropene	1100	Not Detected	4900	Not Detected
1,1,2-Trichloroethane	1100	Not Detected	5900	Not Detected
Tetrachloroethene	1100	Not Detected	7300	Not Detected

Air Toxics LTD.
Laboratory Services Since 1989

Client Sample ID: VMP-14-11.5-111511

Lab ID#: 1111289A-05A

EPA METHOD TO-15 GC/MS FULL SCAN

File Name:	3112614	Date of Collection:	11/15/11 9:27:00 AM
Dil. Factor:	2160	Date of Analysis:	11/26/11 09:37 PM

Compound	Rpt. Limit (ppbv)	Amount (ppbv)	Rpt. Limit (ug/m3)	Amount (ug/m3)
2-Hexanone	4300	Not Detected	18000	Not Detected
Dibromochloromethane	1100	Not Detected	9200	Not Detected
1,2-Dibromoethane (EDB)	1100	Not Detected	8300	Not Detected
Chlorobenzene	1100	Not Detected	5000	Not Detected
Ethyl Benzene	1100	Not Detected	4700	Not Detected
m,p-Xylene	1100	Not Detected	4700	Not Detected
o-Xylene	1100	Not Detected	4700	Not Detected
Styrene	1100	Not Detected	4600	Not Detected
Bromoform	1100	Not Detected	11000	Not Detected
Cumene	1100	Not Detected	5300	Not Detected
1,1,2,2-Tetrachloroethane	1100	Not Detected	7400	Not Detected
Propylbenzene	1100	Not Detected	5300	Not Detected
4-Ethyltoluene	1100	Not Detected	5300	Not Detected
1,3,5-Trimethylbenzene	1100	Not Detected	5300	Not Detected
1,2,4-Trimethylbenzene	1100	Not Detected	5300	Not Detected
1,3-Dichlorobenzene	1100	Not Detected	6500	Not Detected
1,4-Dichlorobenzene	1100	Not Detected	6500	Not Detected
alpha-Chlorotoluene	1100	Not Detected	5600	Not Detected
1,2-Dichlorobenzene	1100	Not Detected	6500	Not Detected
1,2,4-Trichlorobenzene	4300	Not Detected	32000	Not Detected
Hexachlorobutadiene	4300	Not Detected	46000	Not Detected
Butane	4300	230000	10000	560000
Isopentane	4300	350000	13000	1000000

J = Estimated value.

Container Type: 1 Liter Summa Canister

Surrogates	%Recovery	Method Limits
Toluene-d8	98	70-130
1,2-Dichloroethane-d4	101	70-130
4-Bromofluorobenzene	103	70-130

Air Toxics LTD.
Laboratory Services Since 1989

*Do not use this data. Use all other data.

Client Sample ID: VMP-14-11.5-111511

Lab ID#: 1111289A-05B

EPA METHOD TO-15 GC/MS FULL SCAN

File Name:	3112611	Date of Collection:	11/15/11 9:27:00 AM
Dil. Factor:	432	Date of Analysis:	11/26/11 08:01 PM

Compound	Rpt. Limit (ppbv)	Amount (ppbv)	Rpt. Limit (ug/m3)	Amount (ug/m3)
Freon 12	220	Not Detected	1100	Not Detected
Freon 114	220	Not Detected	1500	Not Detected
Chloromethane	860	Not Detected	1800	Not Detected
Vinyl Chloride	220	Not Detected	550	Not Detected
1,3-Butadiene	220	Not Detected	480	Not Detected
Bromomethane	220	Not Detected	840	Not Detected
Chloroethane	860	Not Detected	2300	Not Detected
Freon 11	220	Not Detected	1200	Not Detected
Ethanol	860	Not Detected	1600	Not Detected
Freon 113	220	Not Detected	1600	Not Detected
1,1-Dichloroethene	220	Not Detected	860	Not Detected
Acetone	860	760 J	2000	1800 J
2-Propanol	860	170 J	2100	420 J
Carbon Disulfide	860	560 J	2700	1700 J
3-Chloropropene	860	Not Detected	2700	Not Detected
Methylene Chloride	220	Not Detected	750	Not Detected
Methyl tert-butyl ether	220	Not Detected	780	Not Detected
trans-1,2-Dichloroethene	220	Not Detected	860	Not Detected
Hexane	220	2200	760	7700
1,1-Dichloroethane	220	Not Detected	870	Not Detected
2-Butanone (Methyl Ethyl Ketone)	860	180 J	2500	530 J
cis-1,2-Dichloroethene	220	Not Detected	860	Not Detected
Tetrahydrofuran	220	Not Detected	640	Not Detected
Chloroform	220	Not Detected	1000	Not Detected
1,1,1-Trichloroethane	220	Not Detected	1200	Not Detected
Cyclohexane	220	3400	740	12000
Carbon Tetrachloride	220	Not Detected	1400	Not Detected
2,2,4-Trimethylpentane	220	5300	1000	25000
Benzene	220	700	690	2200
1,2-Dichloroethane	220	220	870	890
Heptane	220	120 J	880	480 J
Trichloroethene	220	Not Detected	1200	Not Detected
1,2-Dichloropropane	220	Not Detected	1000	Not Detected
1,4-Dioxane	860	Not Detected	3100	Not Detected
Bromodichloromethane	220	Not Detected	1400	Not Detected
cis-1,3-Dichloropropene	220	Not Detected	980	Not Detected
4-Methyl-2-pentanone	220	Not Detected	880	Not Detected
Toluene	220	500	810	1900
trans-1,3-Dichloropropene	220	Not Detected	980	Not Detected
1,1,2-Trichloroethane	220	Not Detected	1200	Not Detected
Tetrachloroethene	220	Not Detected	1500	Not Detected

Air Toxics LTD.
Laboratory Services Since 1989

Client Sample ID: VMP-14-11.5-111511

Lab ID#: 1111289A-05B

EPA METHOD TO-15 GC/MS FULL SCAN

File Name:	**3112611**	**Date of Collection:**	**11/15/11 9:27:00 AM**
Dil. Factor:	**432**	**Date of Analysis:**	**11/26/11 08:01 PM**

Compound	Rpt. Limit (ppbv)	Amount (ppbv)	Rpt. Limit (ug/m3)	Amount (ug/m3)
2-Hexanone	860	Not Detected	3500	Not Detected
Dibromochloromethane	220	Not Detected	1800	Not Detected
1,2-Dibromoethane (EDB)	220	Not Detected	1600	Not Detected
Chlorobenzene	220	Not Detected	990	Not Detected
Ethyl Benzene	220	Not Detected	940	Not Detected
m,p-Xylene	220	Not Detected	940	Not Detected
o-Xylene	220	Not Detected	940	Not Detected
Styrene	220	Not Detected	920	Not Detected
Bromoform	220	Not Detected	2200	Not Detected
Cumene	220	Not Detected	1100	Not Detected
1,1,2,2-Tetrachloroethane	220	Not Detected	1500	Not Detected
Propylbenzene	220	Not Detected	1100	Not Detected
4-Ethyltoluene	220	Not Detected	1100	Not Detected
1,3,5-Trimethylbenzene	220	Not Detected	1100	Not Detected
1,2,4-Trimethylbenzene	220	Not Detected	1100	Not Detected
1,3-Dichlorobenzene	220	35 J	1300	210 J
1,4-Dichlorobenzene	220	52 J	1300	310 J
alpha-Chlorotoluene	220	Not Detected	1100	Not Detected
1,2-Dichlorobenzene	220	Not Detected	1300	Not Detected
1,2,4-Trichlorobenzene	860	Not Detected	6400	Not Detected
Hexachlorobutadiene	860	Not Detected	9200	Not Detected
~~Butane~~	~~860~~	~~240000 E~~	~~2000~~	~~560000 E~~
~~Isopentane~~	~~860~~	~~360000 E~~	~~2500~~	~~1100000 E~~

J = Estimated value.
E = Exceeds instrument calibration range.
Container Type: 1 Liter Summa Canister

Surrogates	%Recovery	Method Limits
Toluene-d8	101	70-130
1,2-Dichloroethane-d4	96	70-130
4-Bromofluorobenzene	109	70-130

Air Toxics LTD.
Laboratory Services Since 1989

Client Sample ID: VMP-I4-20-111511

Lab ID#: 1111289A-06A

EPA METHOD TO-15 GC/MS FULL SCAN

File Name:	3112613	Date of Collection:	11/15/11 11:17:00 A
Dil. Factor:	35600	Date of Analysis:	11/26/11 09:05 PM

Compound	Rpt. Limit (ppbv)	Amount (ppbv)	Rpt. Limit (ug/m3)	Amount (ug/m3)
Freon 12	18000	Not Detected	88000	Not Detected
Freon 114	18000	Not Detected	120000	Not Detected
Chloromethane	71000	Not Detected	150000	Not Detected
Vinyl Chloride	18000	Not Detected	46000	Not Detected
1,3-Butadiene	18000	Not Detected	39000	Not Detected
Bromomethane	18000	Not Detected	69000	Not Detected
Chloroethane	71000	Not Detected	190000	Not Detected
Freon 11	18000	Not Detected	100000	Not Detected
Ethanol	71000	Not Detected	130000	Not Detected
Freon 113	18000	Not Detected	140000	Not Detected
1,1-Dichloroethene	18000	Not Detected	70000	Not Detected
Acetone	71000	Not Detected	170000	Not Detected
2-Propanol	71000	Not Detected	170000	Not Detected
Carbon Disulfide	71000	Not Detected	220000	Not Detected
3-Chloropropene	71000	Not Detected	220000	Not Detected
Methylene Chloride	18000	Not Detected	62000	Not Detected
Methyl tert-butyl ether	18000	Not Detected	64000	Not Detected
trans-1,2-Dichloroethene	18000	Not Detected	70000	Not Detected
Hexane	18000	180000	63000	640000
1,1-Dichloroethane	18000	Not Detected	72000	Not Detected
2-Butanone (Methyl Ethyl Ketone)	71000	Not Detected	210000	Not Detected
cis-1,2-Dichloroethene	18000	Not Detected	70000	Not Detected
Tetrahydrofuran	18000	Not Detected	52000	Not Detected
Chloroform	18000	Not Detected	87000	Not Detected
1,1,1-Trichloroethane	18000	Not Detected	97000	Not Detected
Cyclohexane	18000	70000	61000	240000
Carbon Tetrachloride	18000	Not Detected	110000	Not Detected
2,2,4-Trimethylpentane	18000	53000	83000	250000
Benzene	18000	5000000	57000	16000000
1,2-Dichloroethane	18000	Not Detected	72000	Not Detected
Heptane	18000	15000 J	73000	60000 J
Trichloroethene	18000	Not Detected	96000	Not Detected
1,2-Dichloropropane	18000	Not Detected	82000	Not Detected
1,4-Dioxane	71000	Not Detected	260000	Not Detected
Bromodichloromethane	18000	Not Detected	120000	Not Detected
cis-1,3-Dichloropropene	18000	Not Detected	81000	Not Detected
4-Methyl-2-pentanone	18000	Not Detected	73000	Not Detected
Toluene	18000	9100 J	67000	34000 J
trans-1,3-Dichloropropene	18000	Not Detected	81000	Not Detected
1,1,2-Trichloroethane	18000	Not Detected	97000	Not Detected
Tetrachloroethene	18000	Not Detected	120000	Not Detected

Air Toxics LTD.
Laboratory Services Since 1989

Client Sample ID: VMP-14-20-111511

Lab ID#: 1111289A-06A

EPA METHOD TO-15 GC/MS FULL SCAN

File Name:	**3112613**	**Date of Collection:**	**11/15/11 11:17:00 A**
Dil. Factor:	**35600**	**Date of Analysis:**	**11/26/11 09:05 PM**

Compound	Rpt. Limit (ppbv)	Amount (ppbv)	Rpt. Limit (ug/m3)	Amount (ug/m3)
2-Hexanone	71000	Not Detected	290000	Not Detected
Dibromochloromethane	18000	Not Detected	150000	Not Detected
1,2-Dibromoethane (EDB)	18000	Not Detected	140000	Not Detected
Chlorobenzene	18000	Not Detected	82000	Not Detected
Ethyl Benzene	18000	Not Detected	77000	Not Detected
m,p-Xylene	18000	Not Detected	77000	Not Detected
o-Xylene	18000	Not Detected	77000	Not Detected
Styrene	18000	Not Detected	76000	Not Detected
Bromoform	18000	Not Detected	180000	Not Detected
Cumene	18000	Not Detected	88000	Not Detected
1,1,2,2-Tetrachloroethane	18000	Not Detected	120000	Not Detected
Propylbenzene	18000	Not Detected	88000	Not Detected
4-Ethyltoluene	18000	Not Detected	88000	Not Detected
1,3,5-Trimethylbenzene	18000	Not Detected	88000	Not Detected
1,2,4-Trimethylbenzene	18000	Not Detected	88000	Not Detected
1,3-Dichlorobenzene	18000	Not Detected	110000	Not Detected
1,4-Dichlorobenzene	18000	Not Detected	110000	Not Detected
alpha-Chlorotoluene	18000	Not Detected	92000	Not Detected
1,2-Dichlorobenzene	18000	Not Detected	110000	Not Detected
1,2,4-Trichlorobenzene	71000	Not Detected	530000	Not Detected
Hexachlorobutadiene	71000	Not Detected	760000	Not Detected
Butane	71000	2500000	170000	5900000
Isopentane	71000	2200000	210000	6600000

J = Estimated value.

Container Type: 1 Liter Summa Canister

Surrogates	%Recovery	Method Limits
Toluene-d8	98	70-130
1,2-Dichloroethane-d4	102	70-130
4-Bromofluorobenzene	107	70-130

Air Toxics LTD.
Laboratory Services Since 1989

Client Sample ID: Lab Blank

Lab ID#: 1111289A-07A

EPA METHOD TO-15 GC/MS FULL SCAN

File Name:	2112307a	Date of Collection: NA	
Dil. Factor:	1.00	Date of Analysis: 11/23/11 01:16 PM	

Compound	Rpt. Limit (ppbv)	Amount (ppbv)	Rpt. Limit (ug/m3)	Amount (ug/m3)
Freon 12	0.50	Not Detected	2.5	Not Detected
Freon 114	0.50	Not Detected	3.5	Not Detected
Chloromethane	2.0	Not Detected	4.1	Not Detected
Vinyl Chloride	0.50	Not Detected	1.3	Not Detected
1,3-Butadiene	0.50	Not Detected	1.1	Not Detected
Bromomethane	0.50	Not Detected	1.9	Not Detected
Chloroethane	2.0	Not Detected	5.3	Not Detected
Freon 11	0.50	Not Detected	2.8	Not Detected
Ethanol	2.0	Not Detected	3.8	Not Detected
Freon 113	0.50	Not Detected	3.8	Not Detected
1,1-Dichloroethene	0.50	Not Detected	2.0	Not Detected
Acetone	2.0	0.59 J	4.8	1.4 J
2-Propanol	2.0	Not Detected	4.9	Not Detected
Carbon Disulfide	2.0	Not Detected	6.2	Not Detected
3-Chloropropene	2.0	Not Detected	6.3	Not Detected
Methylene Chloride	0.50	0.15 J	1.7	0.52 J
Methyl tert-butyl ether	0.50	Not Detected	1.8	Not Detected
trans-1,2-Dichloroethene	0.50	Not Detected	2.0	Not Detected
Hexane	0.50	Not Detected	1.8	Not Detected
1,1-Dichloroethane	0.50	Not Detected	2.0	Not Detected
2-Butanone (Methyl Ethyl Ketone)	2.0	Not Detected	5.9	Not Detected
cis-1,2-Dichloroethene	0.50	Not Detected	2.0	Not Detected
Tetrahydrofuran	0.50	Not Detected	1.5	Not Detected
Chloroform	0.50	Not Detected	2.4	Not Detected
1,1,1-Trichloroethane	0.50	Not Detected	2.7	Not Detected
Cyclohexane	0.50	Not Detected	1.7	Not Detected
Carbon Tetrachloride	0.50	Not Detected	3.1	Not Detected
2,2,4-Trimethylpentane	0.50	Not Detected	2.3	Not Detected
Benzene	0.50	Not Detected	1.6	Not Detected
1,2-Dichloroethane	0.50	Not Detected	2.0	Not Detected
Heptane	0.50	Not Detected	2.0	Not Detected
Trichloroethene	0.50	Not Detected	2.7	Not Detected
1,2-Dichloropropane	0.50	Not Detected	2.3	Not Detected
1,4-Dioxane	2.0	Not Detected	7.2	Not Detected
Bromodichloromethane	0.50	Not Detected	3.4	Not Detected
cis-1,3-Dichloropropene	0.50	Not Detected	2.3	Not Detected
4-Methyl-2-pentanone	0.50	Not Detected	2.0	Not Detected
Toluene	0.50	Not Detected	1.9	Not Detected
trans-1,3-Dichloropropene	0.50	Not Detected	2.3	Not Detected
1,1,2-Trichloroethane	0.50	Not Detected	2.7	Not Detected
Tetrachloroethene	0.50	Not Detected	3.4	Not Detected

Air Toxics LTD.
Laboratory Services Since 1989

Client Sample ID: Lab Blank

Lab ID#: 1111289A-07A

EPA METHOD TO-15 GC/MS FULL SCAN

File Name:	2112307a	Date of Collection: NA	
Dil. Factor:	1.00	Date of Analysis: 11/23/11 01:16 PM	

Compound	Rpt. Limit (ppbv)	Amount (ppbv)	Rpt. Limit (ug/m3)	Amount (ug/m3)
2-Hexanone	2.0	Not Detected	8.2	Not Detected
Dibromochloromethane	0.50	Not Detected	4.2	Not Detected
1,2-Dibromoethane (EDB)	0.50	Not Detected	3.8	Not Detected
Chlorobenzene	0.50	Not Detected	2.3	Not Detected
Ethyl Benzene	0.50	Not Detected	2.2	Not Detected
m,p-Xylene	0.50	Not Detected	2.2	Not Detected
o-Xylene	0.50	Not Detected	2.2	Not Detected
Styrene	0.50	Not Detected	2.1	Not Detected
Bromoform	0.50	Not Detected	5.2	Not Detected
Cumene	0.50	Not Detected	2.4	Not Detected
1,1,2,2-Tetrachloroethane	0.50	Not Detected	3.4	Not Detected
Propylbenzene	0.50	Not Detected	2.4	Not Detected
4-Ethyltoluene	0.50	Not Detected	2.4	Not Detected
1,3,5-Trimethylbenzene	0.50	Not Detected	2.4	Not Detected
1,2,4-Trimethylbenzene	0.50	Not Detected	2.4	Not Detected
1,3-Dichlorobenzene	0.50	0.057 J	3.0	0.34 J
1,4-Dichlorobenzene	0.50	Not Detected	3.0	Not Detected
alpha-Chlorotoluene	0.50	Not Detected	2.6	Not Detected
1,2-Dichlorobenzene	0.50	Not Detected	3.0	Not Detected
1,2,4-Trichlorobenzene	2.0	Not Detected	15	Not Detected
Hexachlorobutadiene	2.0	Not Detected	21	Not Detected
Butane	2.0	Not Detected	4.8	Not Detected
Isopentane	2.0	Not Detected	5.9	Not Detected

J = Estimated value.

Container Type: NA - Not Applicable

Surrogates	%Recovery	Method Limits
Toluene-d8	99	70-130
1,2-Dichloroethane-d4	96	70-130
4-Bromofluorobenzene	100	70-130

Air Toxics LTD.
Laboratory Services Since 1989

Client Sample ID: Lab Blank

Lab ID#: 1111289A-07B

EPA METHOD TO-15 GC/MS FULL SCAN

File Name:	3112606	Date of Collection: NA	
Dil. Factor:	1.00	Date of Analysis: 11/26/11 05:09 PM	

Compound	Rpt. Limit (ppbv)	Amount (ppbv)	Rpt. Limit (ug/m3)	Amount (ug/m3)
Freon 12	0.50	Not Detected	2.5	Not Detected
Freon 114	0.50	Not Detected	3.5	Not Detected
Chloromethane	2.0	Not Detected	4.1	Not Detected
Vinyl Chloride	0.50	Not Detected	1.3	Not Detected
1,3-Butadiene	0.50	Not Detected	1.1	Not Detected
Bromomethane	0.50	Not Detected	1.9	Not Detected
Chloroethane	2.0	Not Detected	5.3	Not Detected
Freon 11	0.50	Not Detected	2.8	Not Detected
Ethanol	2.0	Not Detected	3.8	Not Detected
Freon 113	0.50	Not Detected	3.8	Not Detected
1,1-Dichloroethene	0.50	Not Detected	2.0	Not Detected
Acetone	2.0	Not Detected	4.8	Not Detected
2-Propanol	2.0	Not Detected	4.9	Not Detected
Carbon Disulfide	2.0	Not Detected	6.2	Not Detected
3-Chloropropene	2.0	Not Detected	6.3	Not Detected
Methylene Chloride	0.50	Not Detected	1.7	Not Detected
Methyl tert-butyl ether	0.50	Not Detected	1.8	Not Detected
trans-1,2-Dichloroethene	0.50	Not Detected	2.0	Not Detected
Hexane	0.50	Not Detected	1.8	Not Detected
1,1-Dichloroethane	0.50	Not Detected	2.0	Not Detected
2-Butanone (Methyl Ethyl Ketone)	2.0	Not Detected	5.9	Not Detected
cis-1,2-Dichloroethene	0.50	Not Detected	2.0	Not Detected
Tetrahydrofuran	0.50	Not Detected	1.5	Not Detected
Chloroform	0.50	Not Detected	2.4	Not Detected
1,1,1-Trichloroethane	0.50	Not Detected	2.7	Not Detected
Cyclohexane	0.50	Not Detected	1.7	Not Detected
Carbon Tetrachloride	0.50	Not Detected	3.1	Not Detected
2,2,4-Trimethylpentane	0.50	Not Detected	2.3	Not Detected
Benzene	0.50	Not Detected	1.6	Not Detected
1,2-Dichloroethane	0.50	Not Detected	2.0	Not Detected
Heptane	0.50	Not Detected	2.0	Not Detected
Trichloroethene	0.50	Not Detected	2.7	Not Detected
1,2-Dichloropropane	0.50	Not Detected	2.3	Not Detected
1,4-Dioxane	2.0	Not Detected	7.2	Not Detected
Bromodichloromethane	0.50	Not Detected	3.4	Not Detected
cis-1,3-Dichloropropene	0.50	Not Detected	2.3	Not Detected
4-Methyl-2-pentanone	0.50	Not Detected	2.0	Not Detected
Toluene	0.50	Not Detected	1.9	Not Detected
trans-1,3-Dichloropropene	0.50	0.13 J	2.3	0.60 J
1,1,2-Trichloroethane	0.50	Not Detected	2.7	Not Detected
Tetrachloroethene	0.50	Not Detected	3.4	Not Detected

Air Toxics LTD.
Laboratory Services Since 1989

Client Sample ID: Lab Blank

Lab ID#: 1111289A-07B

EPA METHOD TO-15 GC/MS FULL SCAN

File Name:	3112606	Date of Collection: NA	
Dil. Factor:	1.00	Date of Analysis: 11/26/11 05:09 PM	

Compound	Rpt. Limit (ppbv)	Amount (ppbv)	Rpt. Limit (ug/m3)	Amount (ug/m3)
2-Hexanone	2.0	Not Detected	8.2	Not Detected
Dibromochloromethane	0.50	Not Detected	4.2	Not Detected
1,2-Dibromoethane (EDB)	0.50	0.076 J	3.8	0.58 J
Chlorobenzene	0.50	Not Detected	2.3	Not Detected
Ethyl Benzene	0.50	Not Detected	2.2	Not Detected
m,p-Xylene	0.50	Not Detected	2.2	Not Detected
o-Xylene	0.50	Not Detected	2.2	Not Detected
Styrene	0.50	Not Detected	2.1	Not Detected
Bromoform	0.50	Not Detected	5.2	Not Detected
Cumene	0.50	Not Detected	2.4	Not Detected
1,1,2,2-Tetrachloroethane	0.50	Not Detected	3.4	Not Detected
Propylbenzene	0.50	0.052 J	2.4	0.26 J
4-Ethyltoluene	0.50	Not Detected	2.4	Not Detected
1,3,5-Trimethylbenzene	0.50	0.067 J	2.4	0.33 J
1,2,4-Trimethylbenzene	0.50	0.070 J	2.4	0.35 J
1,3-Dichlorobenzene	0.50	0.18 J	3.0	1.1 J
1,4-Dichlorobenzene	0.50	0.20 J	3.0	1.2 J
alpha-Chlorotoluene	0.50	0.10 J	2.6	0.54 J
1,2-Dichlorobenzene	0.50	0.16 J	3.0	0.98 J
1,2,4-Trichlorobenzene	2.0	0.63 J	15	4.7 J
Hexachlorobutadiene	2.0	0.42 J	21	4.5 J
Butane	2.0	Not Detected	4.8	Not Detected
Isopentane	2.0	Not Detected	5.9	Not Detected

J = Estimated value.

Container Type: NA - Not Applicable

Surrogates	%Recovery	Method Limits
Toluene-d8	98	70-130
1,2-Dichloroethane-d4	95	70-130
4-Bromofluorobenzene	100	70-130

Air Toxics LTD.
Laboratory Services Since 1989

Client Sample ID: CCV

Lab ID#: 1111289A-08A

EPA METHOD TO-15 GC/MS FULL SCAN

File Name:	2112303	Date of Collection: NA	
Dil. Factor:	1.00	Date of Analysis: 11/23/11 10:30 AM	

Compound	%Recovery
Freon 12	79
Freon 114	81
Chloromethane	86
Vinyl Chloride	87
1,3-Butadiene	89
Bromomethane	102
Chloroethane	88
Freon 11	77
Ethanol	103
Freon 113	84
1,1-Dichloroethene	93
Acetone	89
2-Propanol	92
Carbon Disulfide	80
3-Chloropropene	92
Methylene Chloride	81
Methyl tert-butyl ether	91
trans-1,2-Dichloroethene	85
Hexane	91
1,1-Dichloroethane	82
2-Butanone (Methyl Ethyl Ketone)	90
cis-1,2-Dichloroethene	86
Tetrahydrofuran	91
Chloroform	80
1,1,1-Trichloroethane	81
Cyclohexane	96
Carbon Tetrachloride	84
2,2,4-Trimethylpentane	87
Benzene	85
1,2-Dichloroethane	81
Heptane	92
Trichloroethene	88
1,2-Dichloropropane	84
1,4-Dioxane	92
Bromodichloromethane	86
cis-1,3-Dichloropropene	93
4-Methyl-2-pentanone	99
Toluene	83
trans-1,3-Dichloropropene	98
1,1,2-Trichloroethane	88
Tetrachloroethene	90

Air Toxics LTD.
Laboratory Services Since 1989

Client Sample ID: CCV

Lab ID#: 1111289A-08A

EPA METHOD TO-15 GC/MS FULL SCAN

File Name:	**2112303**	**Date of Collection: NA**
Dil. Factor:	**1.00**	**Date of Analysis: 11/23/11 10:30 AM**

Compound	%Recovery
2-Hexanone	102
Dibromochloromethane	95
1,2-Dibromoethane (EDB)	90
Chlorobenzene	86
Ethyl Benzene	96
m,p-Xylene	97
o-Xylene	98
Styrene	102
Bromoform	100
Cumene	93
1,1,2,2-Tetrachloroethane	85
Propylbenzene	92
4-Ethyltoluene	102
1,3,5-Trimethylbenzene	96
1,2,4-Trimethylbenzene	100
1,3-Dichlorobenzene	88
1,4-Dichlorobenzene	88
alpha-Chlorotoluene	100
1,2-Dichlorobenzene	87
1,2,4-Trichlorobenzene	85
Hexachlorobutadiene	79
Butane	87
Isopentane	93

Container Type: NA - Not Applicable

Surrogates	%Recovery	Method Limits
Toluene-d8	100	70-130
1,2-Dichloroethane-d4	95	70-130
4-Bromofluorobenzene	104	70-130

Air Toxics LTD.
Laboratory Services Since 1989

Client Sample ID: CCV

Lab ID#: 1111289A-08B

EPA METHOD TO-15 GC/MS FULL SCAN

File Name:	3112602	Date of Collection: NA
Dil. Factor:	1.00	Date of Analysis: 11/26/11 03:31 PM

Compound	%Recovery
Freon 12	99
Freon 114	101
Chloromethane	98
Vinyl Chloride	109
1,3-Butadiene	106
Bromomethane	102
Chloroethane	93
Freon 11	99
Ethanol	104
Freon 113	98
1,1-Dichloroethene	98
Acetone	104
2-Propanol	94
Carbon Disulfide	99
3-Chloropropene	99
Methylene Chloride	100
Methyl tert-butyl ether	97
trans-1,2-Dichloroethene	101
Hexane	101
1,1-Dichloroethane	97
2-Butanone (Methyl Ethyl Ketone)	98
cis-1,2-Dichloroethene	96
Tetrahydrofuran	98
Chloroform	98
1,1,1-Trichloroethane	97
Cyclohexane	102
Carbon Tetrachloride	97
2,2,4-Trimethylpentane	98
Benzene	101
1,2-Dichloroethane	103
Heptane	109
Trichloroethene	99
1,2-Dichloropropane	100
1,4-Dioxane	99
Bromodichloromethane	103
cis-1,3-Dichloropropene	101
4-Methyl-2-pentanone	104
Toluene	100
trans-1,3-Dichloropropene	100
1,1,2-Trichloroethane	101
Tetrachloroethene	102

Air Toxics LTD.
Laboratory Services Since 1989

Client Sample ID: CCV

Lab ID#: I111289A-08B

EPA METHOD TO-15 GC/MS FULL SCAN

File Name:	3112602	Date of Collection: NA
Dil. Factor:	1.00	Date of Analysis: 11/26/11 03:31 PM

Compound	%Recovery
2-Hexanone	106
Dibromochloromethane	104
1,2-Dibromoethane (EDB)	100
Chlorobenzene	99
Ethyl Benzene	102
m,p-Xylene	102
o-Xylene	104
Styrene	105
Bromoform	102
Cumene	107
1,1,2,2-Tetrachloroethane	95
Propylbenzene	103
4-Ethyltoluene	104
1,3,5-Trimethylbenzene	109
1,2,4-Trimethylbenzene	106
1,3-Dichlorobenzene	100
1,4-Dichlorobenzene	97
alpha-Chlorotoluene	98
1,2-Dichlorobenzene	97
1,2,4-Trichlorobenzene	95
Hexachlorobutadiene	99
Butane	104
Isopentane	93

Container Type: NA - Not Applicable

Surrogates	%Recovery	Method Limits
Toluene-d8	104	70-130
1,2-Dichloroethane-d4	101	70-130
4-Bromofluorobenzene	99	70-130

Air Toxics LTD.
Laboratory Services Since 1989

Client Sample ID: LCS

Lab ID#: 1111289A-09A

EPA METHOD TO-15 GC/MS FULL SCAN

File Name:	**2112304**	**Date of Collection: NA**
Dil. Factor:	**1.00**	**Date of Analysis: 11/23/11 11:16 AM**

Compound	%Recovery
Freon 12	80
Freon 114	84
Chloromethane	87
Vinyl Chloride	90
1,3-Butadiene	92
Bromomethane	103
Chloroethane	90
Freon 11	78
Ethanol	89
Freon 113	85
1,1-Dichloroethene	103
Acetone	90
2-Propanol	83
Carbon Disulfide	88
3-Chloropropene	107
Methylene Chloride	84
Methyl tert-butyl ether	96
trans-1,2-Dichloroethene	99
Hexane	91
1,1-Dichloroethane	84
2-Butanone (Methyl Ethyl Ketone)	83
cis-1,2-Dichloroethene	90
Tetrahydrofuran	89
Chloroform	82
1,1,1-Trichloroethane	84
Cyclohexane	98
Carbon Tetrachloride	85
2,2,4-Trimethylpentane	85
Benzene	86
1,2-Dichloroethane	79
Heptane	90
Trichloroethene	87
1,2-Dichloropropane	82
1,4-Dioxane	87
Bromodichloromethane	86
cis-1,3-Dichloropropene	92
4-Methyl-2-pentanone	95
Toluene	82
trans-1,3-Dichloropropene	96
1,1,2-Trichloroethane	86
Tetrachloroethene	87

Air Toxics LTD.
Laboratory Services Since 1989

Client Sample ID: LCS

Lab ID#: 1111289A-09A

EPA METHOD TO-15 GC/MS FULL SCAN

File Name:	2112304	Date of Collection: NA
Dil. Factor:	1.00	Date of Analysis: 11/23/11 11:16 AM

Compound	%Recovery
2-Hexanone	97
Dibromochloromethane	92
1,2-Dibromoethane (EDB)	89
Chlorobenzene	85
Ethyl Benzene	92
m,p-Xylene	96
o-Xylene	96
Styrene	97
Bromoform	94
Cumene	91
1,1,2,2-Tetrachloroethane	86
Propylbenzene	88
4-Ethyltoluene	91
1,3,5-Trimethylbenzene	89
1,2,4-Trimethylbenzene	92
1,3-Dichlorobenzene	86
1,4-Dichlorobenzene	84
alpha-Chlorotoluene	92
1,2-Dichlorobenzene	84
1,2,4-Trichlorobenzene	114
Hexachlorobutadiene	108
Butane	85
Isopentane	95

Container Type: NA - Not Applicable

Surrogates	%Recovery	Method Limits
Toluene-d8	99	70-130
1,2-Dichloroethane-d4	92	70-130
4-Bromofluorobenzene	104	70-130

Air Toxics LTD.
Laboratory Services Since 1989

Client Sample ID: LCSD

Lab ID#: 1111289A-09AA

EPA METHOD TO-15 GC/MS FULL SCAN

File Name:	**2112305**	**Date of Collection: NA**
Dil. Factor:	**1.00**	**Date of Analysis: 11/23/11 11:57 AM**

Compound	%Recovery
Freon 12	79
Freon 114	84
Chloromethane	86
Vinyl Chloride	88
1,3-Butadiene	93
Bromomethane	101
Chloroethane	89
Freon 11	78
Ethanol	91
Freon 113	86
1,1-Dichloroethene	103
Acetone	90
2-Propanol	83
Carbon Disulfide	88
3-Chloropropene	107
Methylene Chloride	84
Methyl tert-butyl ether	97
trans-1,2-Dichloroethene	100
Hexane	90
1,1-Dichloroethane	84
2-Butanone (Methyl Ethyl Ketone)	84
cis-1,2-Dichloroethene	90
Tetrahydrofuran	89
Chloroform	82
1,1,1-Trichloroethane	83
Cyclohexane	96
Carbon Tetrachloride	85
2,2,4-Trimethylpentane	85
Benzene	84
1,2-Dichloroethane	78
Heptane	88
Trichloroethene	86
1,2-Dichloropropane	81
1,4-Dioxane	85
Bromodichloromethane	84
cis-1,3-Dichloropropene	91
4-Methyl-2-pentanone	92
Toluene	80
trans-1,3-Dichloropropene	97
1,1,2-Trichloroethane	86
Tetrachloroethene	88

Air Toxics LTD.
Laboratory Services Since 1989

Client Sample ID: LCSD

Lab ID#: I111289A-09AA

EPA METHOD TO-15 GC/MS FULL SCAN

File Name:	2112305	Date of Collection: NA
Dil. Factor:	1.00	Date of Analysis: 11/23/11 11:57 AM

Compound	%Recovery
2-Hexanone	98
Dibromochloromethane	93
1,2-Dibromoethane (EDB)	90
Chlorobenzene	86
Ethyl Benzene	93
m,p-Xylene	95
o-Xylene	96
Styrene	98
Bromoform	96
Cumene	92
1,1,2,2-Tetrachloroethane	86
Propylbenzene	89
4-Ethyltoluene	92
1,3,5-Trimethylbenzene	89
1,2,4-Trimethylbenzene	92
1,3-Dichlorobenzene	87
1,4-Dichlorobenzene	86
alpha-Chlorotoluene	97
1,2-Dichlorobenzene	85
1,2,4-Trichlorobenzene	117
Hexachlorobutadiene	111
Butane	86
Isopentane	94

Container Type: NA - Not Applicable

Surrogates	%Recovery	Method Limits
Toluene-d8	98	70-130
1,2-Dichloroethane-d4	90	70-130
4-Bromofluorobenzene	101	70-130

Air Toxics LTD.
Laboratory Services Since 1989

Client Sample ID: LCS

Lab ID#: 1111289A-09B

EPA METHOD TO-15 GC/MS FULL SCAN

File Name:	3112603	Date of Collection: NA
Dil. Factor:	1.00	Date of Analysis: 11/26/11 04:02 PM

Compound	%Recovery
Freon 12	106
Freon 114	106
Chloromethane	98
Vinyl Chloride	105
1,3-Butadiene	100
Bromomethane	105
Chloroethane	110
Freon 11	102
Ethanol	91
Freon 113	101
1,1-Dichloroethene	108
Acetone	108
2-Propanol	88
Carbon Disulfide	107
3-Chloropropene	115
Methylene Chloride	102
Methyl tert-butyl ether	100
trans-1,2-Dichloroethene	119
Hexane	103
1,1-Dichloroethane	100
2-Butanone (Methyl Ethyl Ketone)	93
cis-1,2-Dichloroethene	104
Tetrahydrofuran	98
Chloroform	104
1,1,1-Trichloroethane	100
Cyclohexane	107
Carbon Tetrachloride	95
2,2,4-Trimethylpentane	103
Benzene	103
1,2-Dichloroethane	104
Heptane	110
Trichloroethene	102
1,2-Dichloropropane	103
1,4-Dioxane	101
Bromodichloromethane	103
cis-1,3-Dichloropropene	106
4-Methyl-2-pentanone	102
Toluene	99
trans-1,3-Dichloropropene	104
1,1,2-Trichloroethane	102
Tetrachloroethene	102

Air Toxics LTD.
Laboratory Services Since 1989

Client Sample ID: LCS

Lab ID#: 1111289A-09B

EPA METHOD TO-15 GC/MS FULL SCAN

File Name:	**3112603**	**Date of Collection: NA**
Dil. Factor:	**1.00**	**Date of Analysis: 11/26/11 04:02 PM**

Compound	%Recovery
2-Hexanone	107
Dibromochloromethane	105
1,2-Dibromoethane (EDB)	105
Chlorobenzene	104
Ethyl Benzene	105
m,p-Xylene	105
o-Xylene	109
Styrene	104
Bromoform	103
Cumene	111
1,1,2,2-Tetrachloroethane	101
Propylbenzene	107
4-Ethyltoluene	102
1,3,5-Trimethylbenzene	113
1,2,4-Trimethylbenzene	110
1,3-Dichlorobenzene	104
1,4-Dichlorobenzene	102
alpha-Chlorotoluene	98
1,2-Dichlorobenzene	102
1,2,4-Trichlorobenzene	148 Q
Hexachlorobutadiene	144 Q
Butane	104
Isopentane	102

Q = Exceeds Quality Control limits.

Container Type: NA - Not Applicable

Surrogates	%Recovery	Method Limits
Toluene-d8	100	70-130
1,2-Dichloroethane-d4	99	70-130
4-Bromofluorobenzene	101	70-130

Air Toxics LTD.
Laboratory Services Since 1989

Client Sample ID: LCSD

Lab ID#: 1111289A-09BB

EPA METHOD TO-15 GC/MS FULL SCAN

File Name:	3112604	Date of Collection: NA
Dil. Factor:	1.00	Date of Analysis: 11/26/11 04:20 PM

Compound	%Recovery
Freon 12	109
Freon 114	108
Chloromethane	103
Vinyl Chloride	104
1,3-Butadiene	102
Bromomethane	109
Chloroethane	98
Freon 11	105
Ethanol	90
Freon 113	104
1,1-Dichloroethene	111
Acetone	110
2-Propanol	91
Carbon Disulfide	112
3-Chloropropene	119
Methylene Chloride	105
Methyl tert-butyl ether	101
trans-1,2-Dichloroethene	121
Hexane	108
1,1-Dichloroethane	102
2-Butanone (Methyl Ethyl Ketone)	96
cis-1,2-Dichloroethene	103
Tetrahydrofuran	100
Chloroform	106
1,1,1-Trichloroethane	104
Cyclohexane	110
Carbon Tetrachloride	98
2,2,4-Trimethylpentane	108
Benzene	103
1,2-Dichloroethane	103
Heptane	109
Trichloroethene	101
1,2-Dichloropropane	102
1,4-Dioxane	98
Bromodichloromethane	103
cis-1,3-Dichloropropene	105
4-Methyl-2-pentanone	103
Toluene	100
trans-1,3-Dichloropropene	102
1,1,2-Trichloroethane	100
Tetrachloroethene	102

Air Toxics LTD.
Laboratory Services Since 1989

Client Sample ID: LCSD

Lab ID#: I111289A-09BB

EPA METHOD TO-15 GC/MS FULL SCAN

File Name:	**3112604**	**Date of Collection: NA**
Dil. Factor:	**1.00**	**Date of Analysis: 11/26/11 04:20 PM**

Compound	%Recovery
2-Hexanone	104
Dibromochloromethane	104
1,2-Dibromoethane (EDB)	103
Chlorobenzene	102
Ethyl Benzene	104
m,p-Xylene	104
o-Xylene	110
Styrene	103
Bromoform	103
Cumene	113
1,1,2,2-Tetrachloroethane	102
Propylbenzene	109
4-Ethyltoluene	102
1,3,5-Trimethylbenzene	112
1,2,4-Trimethylbenzene	110
1,3-Dichlorobenzene	105
1,4-Dichlorobenzene	104
alpha-Chlorotoluene	97
1,2-Dichlorobenzene	103
1,2,4-Trichlorobenzene	149 Q
Hexachlorobutadiene	146 Q
Butane	99
Isopentane	106

Q = Exceeds Quality Control limits.

Container Type: NA - Not Applicable

Surrogates	%Recovery	Method Limits
Toluene-d8	100	70-130
1,2-Dichloroethane-d4	102	70-130
4-Bromofluorobenzene	102	70-130

1111289

Shell Oil Products Chain Of Custody Record

URS

Air Toxics LTD.
Project Name: Roxana Soil Vapor
Project # 21562593.00010

Lab Vendor #

Please Check Appropriate Box:
☑ ENV. SERVICES ☐ MOTIVA RETAIL ☐ SHELL RETAIL
☐ MOTIVA SD&CH ☐ CONSULTANT ☐ LUBES
☐ SHELL PIPELINE ☐ OTHER _____

Print Bill To Contact Name: Thomas Adams

PO #

INCIDENT # (ENV SERVICES): 9 7 2 1 6 6 4 0

SAP #: 3 4 0 0 6 1

☐ CHECK IF NO INCIDENT # APPLIES

DATE: 15-Nov-11

PAGE: 1 of 1

SAMPLING COMPANY: URS CORPORATION

LOG CODE:

SITE ADDRESS: Street and City: 900 SOUTH CENTRAL AVE -- ROXANA

State: IL

GLOBAL ID NO:

ADDRESS: 1001 HIGHLANDS PLAZA DRIVE WEST - SUITE 300, ST. LOUIS, MO 63110

EDF DELIVERABLE TO (Name, Company, Office Location): Elizabeth Kunkel, URS, St. Louis

PHONE NO: 314-743-4179

E-MAIL: elizabeth.kunkel@urs.com

CONSULTANT PROJECT NAME: Roxana Soil Vapor

Laboratory Address: Air Toxics, LTD 180 Blue Ravine Road, Suite B, Folsom, CA 95630-4719

TELEPHONE: 314-429-0100

FAX: 314-429-0462

Bill To Contact E-MAIL: thomas.adams@urs.com

SAMPLER NAME(S) (Print):

TURNAROUND TIME (CALENDAR DAYS)
☑ STANDARD (14 DAY) ☐ 5 DAYS ☐ 3 DAYS ☐ 2 DAYS ☐ 24 HOURS ☐ RESULTS NEEDED ON WEEKEND

☐ LA - RWQCB REPORT FORMAT ☑ UST AGENCY:

DELIVERABLES ☐ LEVEL 1 ☐ LEVEL 2 ☐ LEVEL 3 ☑ LEVEL 4 ☐ OTHER (SPECIFY) _____

☑ SHELL CONTRACT RATE APPLIES
☑ STATE REIMBURSEMENT RATE APPLIES
☐ EDD NOT NEEDED
☑ RECEIPT VERIFICATION REQUESTED

REQUESTED ANALYSIS

Turn Around Time: ☑ Normal ☐ Rush Specify

Lab Use Only
Pressurized by:
Date:
Pressurization Gas: N_2 He

Lab Use Only	Field Sample Identification	Sampling Date	Sampling Time	Canister Number	Canister Pressure/Vacuum Initial	Final	Receipt	Final (psi)	Modified TO-15 + Butane & Isopentane	ASTM D-1946 + Helium	ASTM D-1946		Sample PID (ppm)
01A	VMP-7-29.5-111111	11/11/11	0900 - 0930	3924	-30	-9			X	X			409.7
02A	VMP-5-31-111111	11/11/11	1241 - 1314	79	-29.5	-7.5			X	X			200.5
03A	VMP-13-21.5-111411	11/14/11	1523 - 1558	1946	-30	-8.5			X	X			293.5
04A	VMP-13-21.5-111411-DUP	11/14/11	1523 - 1558	20069	-29.5	-8.5			X	X			293.5
05A	VMP-14-11.5-111511	11/15/11	0853 - 0927	2504	-27.5	-8			X	X			103.2
06A	VMP-14-20-111511	11/15/11	1045 - 11117	2492	-29.5	-8.5			X	X			297

ADDITIONAL NOTES:
- 14 day hold time
- Report results between MDL and RL
- Level IV ECVP

Relinquished by (Signature)	Received by (Signature)	Date	Time
[signature]	[signature]	11/15/11	1820
	[signature]	11.16.11	0850

05/2/06 Revision

CUSTODY SEAL INTACT?
Y N NONE TE

Air Toxics LTD.
Laboratory Services Since 1989

12/1/2011
Mr. Jeff Adams
URS Corporation
1001 Highlands Plaza Dr. West
Suite 300
St. Louis MO 63110

Project Name: Roxana Soil Vapor
Project #: 21562593.00010
Workorder #: 1111289B

Dear Mr. Jeff Adams

The following report includes the data for the above referenced project for sample(s) received on 11/16/2011 at Air Toxics Ltd.

The data and associated QC analyzed by Modified ASTM D-1946 are compliant with the project requirements or laboratory criteria with the exception of the deviations noted in the attached case narrative.

Thank you for choosing Air Toxics Ltd. for your air analysis needs. Air Toxics Ltd. is committed to providing accurate data of the highest quality. Please feel free to contact the Project Manager: Kelly Buettner at 916-985-1000 if you have any questions regarding the data in this report.

Regards,

Kelly Buettner

Kelly Buettner
Project Manager

Reviewed on 12/13/2011

180 BLUE RAVINE ROAD, SUITE B FOLSOM, CA - 95630
(916) 985-1000 .FAX (916) 985-1020
Hours 6:30 A.M to 5:30 PST

Air Toxics LTD.
Laboratory Services Since 1989

WORK ORDER #: 1111289B

Work Order Summary

CLIENT:	Mr. Jeff Adams URS Corporation 1001 Highlands Plaza Dr. West Suite 300 St. Louis, MO 63110	**BILL TO:**	Accounts Payable Austin URS Corporation P.O. BOX 203970 Austin, TX 78720-1088
PHONE:	314-429-0100	**P.O. #**	21562593.00009
FAX:		**PROJECT #**	21562593.00010 Roxana Soil Vapor
DATE RECEIVED:	11/16/2011	**CONTACT:**	Kelly Buettner
DATE COMPLETED:	12/01/2011		

FRACTION #	NAME	TEST	RECEIPT VAC./PRES.	FINAL PRESSURE
01A	VMP-7-29.5-111111	Modified ASTM D-1946	7.8 "Hg	5 psi
02A	VMP-5-31-111111	Modified ASTM D-1946	7.0 "Hg	5 psi
03A	VMP-13-21.5-111411	Modified ASTM D-1946	8.2 "Hg	5 psi
04A	VMP-13-21.5-111411-DUP	Modified ASTM D-1946	8.2 "Hg	5 psi
05A	VMP-14-11.5-111511	Modified ASTM D-1946	6.8 "Hg	5 psi
06A	VMP-14-20-111511	Modified ASTM D-1946	7.4 "Hg	5 psi
07A	Lab Blank	Modified ASTM D-1946	NA	NA
07B	Lab Blank	Modified ASTM D-1946	NA	NA
08A	LCS	Modified ASTM D-1946	NA	NA
08AA	LCSD	Modified ASTM D-1946	NA	NA

CERTIFIED BY: Linda J. Freeman DATE: 12/01/11

Laboratory Director

Certfication numbers: AZ Licensure AZ0719, CA NELAP - 02110CA, LA NELAP - 02089, NY NELAP - 11291, TX NELAP - T104704434-11-3, UT NELAP -CA009332011-1, WA NELAP - C935
Name of Accrediting Agency: NELAP/Florida Department of Health, Scope of Application: Clean Air Act, Accreditation number: E87680, Effective date: 07/01/11 , Expiration date: 06/30/12.
Air Toxics Ltd. eertifies that the test results contained in this report meet all requirements of the NELAC standards

This report shall not be reproduced, except in full, without the written approval of Air Toxics Ltd.

180 BLUE RAVINE ROAD, SUITE B FOLSOM, CA - 95630
(916) 985-1000 . (800) 985-5955 . FAX (916) 985-1020

LABORATORY NARRATIVE
Modified ASTM D-1946
URS Corporation
Workorder# 1111289B

Six 1 Liter Summa Canister samples were received on November 16, 2011. The laboratory performed analysis via Modified ASTM Method D-1946 for Methane and fixed gases in air using GC/FID or GC/TCD. The method involves direct injection of 1.0 mL of sample.

On the analytical column employed for this analysis, Oxygen coelutes with Argon. The corresponding peak is quantitated as Oxygen.

Since Nitrogen is used to pressurize samples, the reported Nitrogen values are calculated by adding all the sample components and subtracting from 100%.

Method modifications taken to run these samples are summarized in the table below. Specific project requirements may over-ride the ATL modifications.

Requirement	*ASTM D-1946*	*ATL Modifications*
Calibration	A single point calibration is performed using a reference standard closely matching the composition of the unknown.	A 3-point calibration curve is performed. Quantitation is based on a daily calibration standard which may or may not resemble the composition of the associated samples.
Reference Standard	The composition of any reference standard must be known to within 0.01 mol % for any component.	The standards used by ATL are blended to a >/= 95% accuracy.
Sample Injection Volume	Components whose concentrations are in excess of 5 % should not be analyzed by using sample volumes greater than 0.5 mL.	The sample container is connected directly to a fixed volume sample loop of 1.0 mL on the GC. Lincar range is defined by the calibration curve. Bags are loaded by vacuum.
Normalization	Normalize the mole percent values by multiplying each value by 100 and dividing by the sum of the original values. The sum of the original values should not differ from 100% by more than 1.0%.	Results are not normalized. The sum of the reported values can differ from 100% by as much as 15%, either due to analytical variability or an unusual sample matrix.
Precision	Precision requirements established at each concentration level.	Duplicates should agree within 25% RPD for detections > 5 X's the RL.

Receiving Notes

There were no receiving discrepancies.

Analytical Notes

As per project specific client request the laboratory has reported estimated values for target compound hits that are below the Reporting Limit but greater than the Method Detection Limit.

Definition of Data Qualifying Flags

Seven qualifiers may have been used on the data analysis sheets and indicate as follows:
B - Compound present in laboratory blank greater than reporting limit.
J - Estimated value.
E - Exceeds instrument calibration range.
S - Saturated peak.
Q - Exceeds quality control limits.
U - Compound analyzed for but not detected above the detection limit.
M - Reported value may be biased due to apparent matrix interferences.
File extensions may have been used on the data analysis sheets and indicates as follows:
a-File was requantified
b-File was quantified by a second column and detector
r1-File was requantified for the purpose of reissue

Air Toxics LTD.
Laboratory Services Since 1989

Summary of Detected Compounds
NATURAL GAS ANALYSIS BY MODIFIED ASTM D-1946

Client Sample ID: VMP-7-29.5-111111

Lab ID#: 1111289B-01A

Compound	Rpt. Limit (%)	Amount (%)
Oxygen	0.18	1.4
Nitrogen	0.18	80
Methane	0.00018	1.8
Carbon Dioxide	0.018	16
Ethane	0.0018	0.00026 J
Helium	0.090	0.0032 J

Client Sample ID: VMP-5-31-111111

Lab ID#: 1111289B-02A

Compound	Rpt. Limit (%)	Amount (%)
Oxygen	0.18	1.4
Nitrogen	0.18	71
Methane	0.00018	13
Carbon Dioxide	0.018	10
Ethane	0.0018	0.0073
Helium	0.088	0.39

Client Sample ID: VMP-13-21.5-111411

Lab ID#: 1111289B-03A

Compound	Rpt. Limit (%)	Amount (%)
Oxygen	0.18	1.5
Nitrogen	0.18	86
Methane	0.00018	1.1
Carbon Dioxide	0.018	11
Ethane	0.0018	0.00026 J
Helium	0.092	0.0050 J

Client Sample ID: VMP-13-21.5-111411-DUP

Lab ID#: 1111289B-04A

Air Toxics LTD.
Laboratory Services Since 1989

Summary of Detected Compounds
NATURAL GAS ANALYSIS BY MODIFIED ASTM D-1946

Client Sample ID: VMP-13-21.5-111411-DUP

Lab ID#: 1111289B-04A

Compound	Rpt. Limit (%)	Amount (%)
Oxygen	0.18	1.5
Nitrogen	0.18	86
Methane	0.00018	1.1
Carbon Dioxide	0.018	11
Ethane	0.0018	0.00025 J
Helium	0.092	0.0038 J

Client Sample ID: VMP-14-11.5-111511

Lab ID#: 1111289B-05A

Compound	Rpt. Limit (%)	Amount (%)
Oxygen	0.17	1.6
Nitrogen	0.17	81
Methane	0.00017	3.4
Carbon Dioxide	0.017	14
Ethane	0.0017	0.0010 J
Helium	0.086	0.25

Client Sample ID: VMP-14-20-111511

Lab ID#: I111289B-06A

Compound	Rpt. Limit (%)	Amount (%)
Oxygen	0.18	1.2
Nitrogen	0.18	62
Methane	0.00018	17
Carbon Dioxide	0.018	18
Ethane	0.0018	0.0060
Helium	0.089	0.013 J

Air Toxics LTD.
Laboratory Services Since 1989

Client Sample ID: VMP-7-29.5-111111

Lab ID#: 1111289B-01A

NATURAL GAS ANALYSIS BY MODIFIED ASTM D-1946

File Name:	**9111720**	**Date of Collection:**	**11/11/11 9:30:00 AM**
Dil. Factor:	**1.81**	**Date of Analysis:**	**11/17/11 11:50 AM**

Compound	**Rpt. Limit (%)**	**Amount (%)**
Oxygen	0.18	1.4
Nitrogen	0.18	80
Carbon Monoxide	0.018	Not Detected
Methane	0.00018	1.8
Carbon Dioxide	0.018	16
Ethane	0.0018	0.00026 J
Ethene	0.0018	Not Detected
Helium	0.090	0.0032 J

J = Estimated value.

Container Type: 1 Liter Summa Canister

Air Toxics LTD.
Laboratory Services Since 1989

Client Sample ID: VMP-5-31-111111

Lab ID#: 1111289B-02A

NATURAL GAS ANALYSIS BY MODIFIED ASTM D-1946

File Name:	9111721	Date of Collection:	11/11/11 1:14:00 PM
Dil. Factor:	1.75	Date of Analysis:	11/17/11 12:14 PM

Compound	Rpt. Limit (%)	Amount (%)
Oxygen	0.18	1.4
Nitrogen	0.18	71
Carbon Monoxide	0.018	Not Detected
Methane	0.00018	13
Carbon Dioxide	0.018	10
Ethane	0.0018	0.0073
Ethene	0.0018	Not Detected
Helium	0.088	0.39

Container Type: 1 Liter Summa Canister

Air Toxics LTD.
Laboratory Services Since 1989

Client Sample ID: VMP-13-21.5-111411

Lab ID#: 1111289B-03A

NATURAL GAS ANALYSIS BY MODIFIED ASTM D-1946

File Name:	**9111722**	**Date of Collection:**	**11/14/11 3:58:00 PM**
Dil. Factor:	**1.84**	**Date of Analysis:**	**11/17/11 12:40 PM**

Compound	**Rpt. Limit (%)**	**Amount (%)**
Oxygen	0.18	1.5
Nitrogen	0.18	86
Carbon Monoxide	0.018	Not Detected
Methane	0.00018	1.1
Carbon Dioxide	0.018	11
Ethane	0.0018	0.00026 J
Ethene	0.0018	Not Detected
Helium	0.092	0.0050 J

J = Estimated value.

Container Type: 1 Liter Summa Canister

Air Toxics LTD.
Laboratory Services Since 1989

Client Sample ID: VMP-13-21.5-111411-DUP

Lab ID#: 1111289B-04A

NATURAL GAS ANALYSIS BY MODIFIED ASTM D-1946

File Name:	**9111723**	**Date of Collection:**	**11/14/11 3:58:00 PM**
Dil. Factor:	**1.84**	**Date of Analysis:**	**11/17/11 01:06 PM**

Compound	**Rpt. Limit (%)**	**Amount (%)**
Oxygen	0.18	1.5
Nitrogen	0.18	86
Carbon Monoxide	0.018	Not Detected
Methane	0.00018	1.1
Carbon Dioxide	0.018	11
Ethane	0.0018	0.00025 J
Ethene	0.0018	Not Detected
Helium	0.092	0.0038 J

J = Estimated value.

Container Type: 1 Liter Summa Canister

Air Toxics LTD.
Laboratory Services Since 1989

Client Sample ID: VMP-14-11.5-111511

Lab ID#: 1111289B-05A

NATURAL GAS ANALYSIS BY MODIFIED ASTM D-1946

File Name:	**9111724**	**Date of Collection:**	**11/15/11 9:27:00 AM**
Dil. Factor:	**1.73**	**Date of Analysis:**	**11/17/11 01:52 PM**

Compound	**Rpt. Limit (%)**	**Amount (%)**
Oxygen	0.17	1.6
Nitrogen	0.17	81
Carbon Monoxide	0.017	Not Detected
Methane	0.00017	3.4
Carbon Dioxide	0.017	14
Ethane	0.0017	0.0010 J
Ethene	0.0017	Not Detected
Helium	0.086	0.25

J = Estimated value.

Container Type: 1 Liter Summa Canister

Air Toxics LTD.
Laboratory Services Since 1989

Client Sample ID: VMP-14-20-1I151I

Lab ID#: 1111289B-06A

NATURAL GAS ANALYSIS BY MODIFIED ASTM D-1946

File Name:	**9111725**	**Date of Collection:**	**11/15/11 11:17:00 A**
Dil. Factor:	**1.78**	**Date of Analysis:**	**11/17/11 02:27 PM**

Compound	Rpt. Limit (%)	Amount (%)
Oxygen	0.18	1.2
Nitrogen	0.18	62
Carbon Monoxide	0.018	Not Detected
Methane	0.00018	17
Carbon Dioxide	0.018	18
Ethane	0.0018	0.0060
Ethene	0.0018	Not Detected
Helium	0.089	0.013 J

J = Estimated value.

Container Type: 1 Liter Summa Canister

Air Toxics LTD.
Laboratory Services Since 1989

Client Sample ID: Lab Blank

Lab ID#: 1111289B-07A

NATURAL GAS ANALYSIS BY MODIFIED ASTM D-1946

File Name:	**9111704a**	**Date of Collection: NA**	
Dil. Factor:	**1.00**	**Date of Analysis: 11/16/11 09:25 PM**	

Compound	**Rpt. Limit (%)**	**Amount (%)**
Oxygen	0.10	0.013 J
Nitrogen	0.10	0.071 J
Carbon Monoxide	0.010	Not Detected
Methane	0.00010	Not Detected
Carbon Dioxide	0.010	Not Detected
Ethane	0.0010	Not Detected
Ethene	0.0010	Not Detected

J = Estimated value.

Container Type: NA - Not Applicable

Air Toxics LTD.
Laboratory Services Since 1989

Client Sample ID: Lab Blank

Lab ID#: 1111289B-07B

NATURAL GAS ANALYSIS BY MODIFIED ASTM D-1946

File Name:	9111703b	Date of Collection: NA	
Dil. Factor:	1.00	Date of Analysis: 11/16/11 09:02 PM	

Compound	Rpt. Limit (%)	Amount (%)
Helium	0.050	Not Detected

Container Type: NA - Not Applicable

Air Toxics LTD.
Laboratory Services Since 1989

Client Sample ID: LCS

Lab ID#: 1111289B-08A

NATURAL GAS ANALYSIS BY MODIFIED ASTM D-1946

File Name:	**9111702**	**Date of Collection: NA**	
Dil. Factor:	**1.00**	**Date of Analysis: 11/16/11 08:39 PM**	

Compound	**%Recovery**
Oxygen	100
Nitrogen	101
Carbon Monoxide	100
Methane	99
Carbon Dioxide	100
Ethane	102
Ethene	100
Helium	94

Container Type: NA - Not Applicable

Air Toxics LTD.
Laboratory Services Since 1989

Client Sample ID: LCSD

Lab ID#: 1111289B-08AA

NATURAL GAS ANALYSIS BY MODIFIED ASTM D-1946

File Name:	**9111727**	**Date of Collection: NA**	
Dil. Factor:	**1.00**	**Date of Analysis: 11/17/11 03:15 PM**	

Compound	**%Recovery**
Oxygen	103
Nitrogen	100
Carbon Monoxide	98
Methane	100
Carbon Dioxide	100
Ethane	102
Ethene	100
Helium	95

Container Type: NA - Not Applicable

1111289

Shell Oil Products Chain Of Custody Record

URS

Air Toxics LTD.
Project Name: Roxana Soil Vapor
Project # 21562593.00010
Lab Vendor #

Please Check Appropriate Box:
☑ ENV. SERVICES ☐ MOTIVA RETAIL ☐ SHELL RETAIL
☐ MOTIVA SD&CH ☐ CONSULTANT ☐ LUBES
☐ SHELL PIPELINE ☐ OTHER _____

Print Bill To Contact Name: Thomas Adams
PO #
INCIDENT # (ENV SERVICES): 9 7 2 1 6 6 4 0
SAP #: 3 4 0 0 8 1
☐ CHECK IF NO INCIDENT # APPLIES
DATE: 15-Nov-11
PAGE: 1 of 1

SAMPLING COMPANY: URS CORPORATION
LOG CODE:
SITE ADDRESS: Street and City: 900 SOUTH CENTRAL AVE – ROXANA
State: IL
GLOBAL ID NO:
ADDRESS: 1001 HIGHLANDS PLAZA DRIVE WEST - SUITE 300; ST. LOUIS, MO 63110
TDF DELIVERABLE TO (Name Company Office Location): Elizabeth Kunkel, URS, St. Louis
PHONE NO: 314-743-4179
E-MAIL: elizabeth.kunkel@urs.com
CONSULTANT PROJECT NAME/#: Roxana Soil Vapor
Laboratory Address: Air Toxics, LTD 180 Blue Ravine Road, Suite B, Folsom, CA 95630-4718
TELEPHONE: 314-429-0100
FAX: 314-429-0462
SA To Contact E-MAIL: thomas.adams@urs.com
SAMPLER NAME(S) (Print):

TURNAROUND TIME (CALENDAR DAYS)
☑ STANDARD (14 DAY) ☐ 5 DAYS ☐ 3 DAYS ☐ 2 DAYS ☐ 24 HOURS ☐ RESULTS NEEDED ON WEEKEND

☐ LA - RWQCB REPORT FORMAT ☑ UST AGENCY:
DELIVERABLES: ☐ LEVEL 1 ☐ LEVEL 2 ☐ LEVEL 3 ☑ LEVEL 4 ☐ OTHER (SPECIFY) _____

☑ SHELL CONTRACT RATE APPLIES
☑ STATE REIMBURSEMENT RATE APPLIES
☐ EDD NOT NEEDED
☑ RECEIPT VERIFICATION REQUESTED

REQUESTED ANALYSIS

Turn Around Time: ☑ Normal ☐ Rush Specify

Lab Use Only
Pressurized by:
Date:
Pressurization Gas: N_2 He

Lab Use Only	Field Sample Identification	Sampling Date	Sampling Time	Canister Number	Canister Pressure/Vacuum Initial	Final	Receipt	Final (psi)	Modified TO-15 + Butane & Isopentane	ASTM D-1946 + Helium	ASTM D-1946		Sample PID (ppm)
01A	VMP-7-29.5-111111	11/11/11	0900 - 0930	3924	-30	-9			X	X			409.7
02A	VMP-5-31-111111	11/11/11	1291 - 1314	79	-29.5	-7.5			X	X			200.5
03A	VMP-13-21.5-111411	11/14/11	1523 - 1558	1946	-30	-8.5			X	X			293.6
04A	VMP-13-21.5-111411-DUP	11/14/11	1523 - 1558	20069	-29.5	-8.5			X	X			293.6
05A	VMP-14-11.5-111511	11/15/11	0853 - 0927	2504	-27.5	-8			X	X			103.2
06A	VMP-14-20-111511	11/15/11	1045 - 11117	2492	-29.5	-8.5			X	X			297

ADDITIONAL NOTES:
- 14 day hold time
- Report results between MDL and RL
- Level IV ECVP

Relinquished by (Signature)	Received by (Signature)	Date	Time
[signature]	FedEx	11/15/11	1800
Relinquished by (Signature)	Received by (Signature)	Date	Time
	[signature]	11-16-11	0850
Relinquished by (Signature)	Received by (Signature)	Date	Time

05/2/08 Revision

Feb 2x

CUSTODY SEAL INTACT?
Y N NONE TEP

Roxana Soil Vapor Quarterly – 4th Quarter 2011 Data Review

Laboratory SDG: 1111365A, BR1

Data Reviewer: Elizabeth Kunkel

Peer Reviewer: Tony Sedlacek

Date Reviewed: 12/15/2011

Guidance: USEPA National Functional Guidelines for Superfund Organic Methods Data Review 2008

Sample Identification	Sample Identification
VMP-15-5-111511	VMP-15-21.5-111511
VMP-15-25.5-111511	VMP-12-5-111611
VMP-12-11.5-111611	VMP-12-25-111611
VMP-25-5-111711	VMP-25-21-111711
VMP-25-21-111711-DUP	

1.0 Data Package Completeness

Were all items delivered as specified in the QAPP and COC as appropriate?

Yes

2.0 Laboratory Case Narrative \ Cooler Receipt Form

Were problems noted in the laboratory case narrative or cooler receipt form?

Yes, the laboratory case narrative indicated that several samples were diluted due to high levels of target analytes. Samples VMP-15-5-111511, VMP-12-25-111611, and VMP-25-21-111711 were diluted and re-analyzed to bring high level target analytes within the calibration range of the instrument. The results for these high level target analytes were reported from the re-analysis run and the remaining compounds were reported from the original analysis. Although not indicated in the laboratory case narrative, analytes were detected in the method blank. The LCSD recovery for Freon 12 was outside evaluation criteria. These issues are addressed further in the appropriate sections below.

No problems were indicated in the cooler receipt form, however the laboratory indicated that the canister identification information for samples VMP-25-5-111711 and VMP-25-21-111711-DUP did not match the canister tag numbers; tag sample identification was correctly used to report the results. There was a discrepancy between the sample ID on the canister tag and the COC-designated sample VMP-15-25.5-111511. URS contacted the laboratory and a re-issued report (1111365BR1) was generated to correctly and consistently report the data for sample VMP-15-25.5-111511 under the correct ID.

3.0 Holding Times

Were samples extracted/analyzed within applicable limits?

Yes

4.0 Blank Contamination

Were any analytes detected in the Method Blanks, Field Blanks or Trip Blanks?

Yes

Blank ID	Parameter	Analyte	Concentration/ Amount
1111365A-10A	TO-15	Acetone	0.50 ppbv / 1.2 µg/m^3
1111365A-10A	TO-15	Methylene chloride	0.19 ppbv / 0.66 µg/m^3
1111365A-10A	TO-15	1,3-Dichlorobenzene	0.11 ppbv / 0.69 µg/m^3
1111365A-10A	TO-15	1,4-Dichlorobenzene	0.14 ppbv / 0.83 µg/m^3
1111365A-10A	TO-15	alpha-Chlorotoluene	0.10 ppbv / 0.52 µg/m^3
1111365A-10A	TO-15	1,2-Dichlorobenzene	0.13 ppbv / 0.81 µg/m^3
1111365A-10A	TO-15	1,2,4-Trichlorobenzene	0.32 ppbv / 2.4 µg/m^3
1111365A-10B	TO-15	1,3-Dichlorobenzene	0.089 ppbv / 0.53 µg/m^3
1111365A-10B	TO-15	1,4-Dichlorobenzene	0.10 ppbv / 0.60 µg/m^3
1111365A-10B	TO-15	alpha-Chlorotoluene	0.074 ppbv / 0.38 µg/m^3
1111365A-10B	TO-15	1,2-Dichlorobenzene	0.12 ppbv / 0.70 µg/m^3
1111365A-10B	TO-15	1,2,4-Trichlorobenzene	0.33 ppbv / 2.5 µg/m^3
1111365BR1-10A	Natural gases	Oxygen	0.016%
1111365BR1-10A	Natural gases	Nitrogen	0.081%

Qualifications due to blank contamination are included in the table below. Analytical data that were reported non-detect or at concentrations greater than five times (5X) the associated blank concentration did not require qualification.

Sample ID	Parameter	Analyte	New Reporting Limit (RL)	Qualification
VMP-15-5-111511	TO-15	Methylene chloride	-	**U**

5.0 Laboratory Control Sample

Were LCS recoveries within evaluation criteria?

No

LCS/ LCSD ID	Parameter	Analyte	LCS/LCSD Recovery	RPD	LCS/LCSD /RPD Criteria
1111365A-12B/BB	TO-15	Freon 12	74/**69**	7	70-130/25

Analytical data that required qualification based on LCS data are included in the following table.

Field ID	Parameter	Analyte	Qualification
VMP-15-21.5-111511	TO-15	Freon 12	**UJ**
VMP-15-25.5-111511	TO-15	Freon 12	**UJ**
VMP-12-5-111611	TO-15	Freon 12	**UJ**
VMP-12-11.5-111611	TO-15	Freon 12	**UJ**
VMP-12-25-111611	TO-15	Freon 12	**UJ**
VMP-25-5-111711	TO-15	Freon 12	**J**
VMP-25-21-111711	TO-15	Freon 12	**UJ**
VMP-25-21-111711-DUP	TO-15	Freon 12	**UJ**

6.0 Surrogate Recoveries

Were surrogate recoveries within evaluation criteria?

Yes

7.0 Matrix Spike and Matrix Spike Duplicate Recoveries

Were MS/MSD samples analyzed as part of this SDG?

MS/MSD samples are not applicable for vapor samples, due to the inability to spike the samples.

8.0 Laboratory Duplicate Results

Were laboratory duplicate samples collected as part of this SDG?

No

9.0 Field Duplicate Results

Were field duplicate samples collected as part of this SDG?

Yes

Field ID	Field Duplicate ID
VMP-25-21-111711	VMP-25-21-111711-DUP

Were field duplicate sample RPDs within evaluation criteria?

Yes

10.0 Sample Dilutions

For samples that were diluted and nondetect, were undiluted results also reported?

Not applicable; analytes were detected in samples that were diluted.

11.0 Additional Qualifications

Were additional qualifications applied?

No

Air Toxics LTD.
Laboratory Services Since 1989

12/9/2011
Mr. Jeff Adams
URS Corporation
1001 Highlands Plaza Dr. West
Suite 300
St. Louis MO 63110

Project Name: Roxana Soil Vapor
Project #: 21562593.00010
Workorder #: 1111365A

Dear Mr. Jeff Adams

The following report includes the data for the above referenced project for sample(s) received on 11/19/2011 at Air Toxics Ltd.

The data and associated QC analyzed by Modified TO-15 are compliant with the project requirements or laboratory criteria with the exception of the deviations noted in the attached case narrative.

Thank you for choosing Air Toxics Ltd. for your air analysis needs. Air Toxics Ltd. is committed to providing accurate data of the highest quality. Please feel free to contact the Project Manager: Kelly Buettner at 916-985-1000 if you have any questions regarding the data in this report.

Regards,

Kelly Buettner

Kelly Buettner
Project Manager

Reviewed
on
12/13/2011

Air Toxics LTD.
Laboratory Services Since 1989

WORK ORDER #: 1111365A

Work Order Summary

CLIENT:	Mr. Jeff Adams URS Corporation 1001 Highlands Plaza Dr. West Suite 300 St. Louis, MO 63110	**BILL TO:**	Accounts Payable Austin URS Corporation P.O. BOX 203970 Austin, TX 78720-1088
PHONE:	314-429-0100	**P.O. #**	21562593.00009
FAX:		**PROJECT #**	21562593.00010 Roxana Soil Vapor
DATE RECEIVED:	11/19/2011	**CONTACT:**	Kelly Buettner
DATE COMPLETED:	12/09/2011		

FRACTION #	NAME	TEST	RECEIPT VAC./PRES.	FINAL PRESSURE
01A	VMP-15-5-111511	Modified TO-15	5.8 "Hg	5 psi
01B	VMP-15-5-111511	Modified TO-15	5.8 "Hg	5 psi
02A	VMP-15-21.5-111511	Modified TO-15	6.2 "Hg	5 psi
03A	VMP-15-25.5-111511	Modified TO-15	6.8 "Hg	5 psi
04A	VMP-12-5-111611	Modified TO-15	5.4 "Hg	5 psi
05A	VMP-12-11.5-111611	Modified TO-15	6.2 "Hg	5 psi
06A	VMP-12-25-111611	Modified TO-15	4.4 "Hg	5 psi
06B	VMP-12-25-111611	Modified TO-15	4.4 "Hg	5 psi
07A	VMP-25-5-111711	Modified TO-15	6.0 "Hg	5 psi
08A	VMP-25-21-111711	Modified TO-15	6.2 "Hg	5 psi
08B	VMP-25-21-111711	Modified TO-15	6.2 "Hg	5 psi
09A	VMP-25-21-111711-DUP	Modified TO-15	5.8 "Hg	5 psi
10A	Lab Blank	Modified TO-15	NA	NA
10B	Lab Blank	Modified TO-15	NA	NA
11A	CCV	Modified TO-15	NA	NA
11B	CCV	Modified TO-15	NA	NA
12A	LCS	Modified TO-15	NA	NA

Continued on next page

Air Toxics LTD.
Laboratory Services Since 1989

WORK ORDER #: 1111365A

Work Order Summary

CLIENT:	Mr. Jeff Adams URS Corporation 1001 Highlands Plaza Dr. West Suite 300 St. Louis, MO 63110	**BILL TO:**	Accounts Payable Austin URS Corporation P.O. BOX 203970 Austin, TX 78720-1088
PHONE:	314-429-0100	**P.O. #**	21562593.00009
FAX:		**PROJECT #**	21562593.00010 Roxana Soil Vapor
DATE RECEIVED:	11/19/2011	**CONTACT:**	Kelly Buettner
DATE COMPLETED:	12/09/2011		

FRACTION #	NAME	TEST	RECEIPT VAC./PRES.	FINAL PRESSURE
12AA	LCSD	Modified TO-15	NA	NA
12B	LCS	Modified TO-15	NA	NA
12BB	LCSD	Modified TO-15	NA	NA

CERTIFIED BY: Linda D. Freeman DATE: 12/09/11

Laboratory Director

Certfication numbers: AZ Licensure AZ0719, CA NELAP - 02110CA, LA NELAP - 02089, NY NELAP - 11291, TX NELAP - T104704434-11-3, UT NELAP -CA009332011-1, WA NELAP - C935
Name of Accrediting Agency: NELAP/Florida Department of Health, Scope of Application: Clean Air Act, Accreditation number: E87680, Effective date: 07/01/11 , Expiration date: 06/30/12.
Air Toxics Ltd. certifies that the test results contained in this report meet all requirements of the NELAC standards

This report shall not be reproduced, except in full, without the written approval of Air Toxics Ltd.

180 BLUE RAVINE ROAD, SUITE B FOLSOM, CA - 95630
(916) 985-1000 . (800) 985-5955 . FAX (916) 985-1020

LABORATORY NARRATIVE
EPA Method TO-15
URS Corporation
Workorder# 1111365A

Nine 1 Liter Summa Canister samples were received on November 19, 2011. The laboratory performed analysis via EPA Method TO-15 using GC/MS in the full scan mode.

This workorder was independently validated prior to submittal using 'USEPA National Functional Guidelines' as generally applied to the analysis of volatile organic compounds in air. A rules-based, logic driven, independent validation engine was employed to assess completeness, evaluate pass/fail of relevant project quality control requirements and verification of all quantified amounts.

Receiving Notes

The Chain of Custody (COC) information for sample VMP-25-5-111711 and VMP-25-21-111711-DUP did not match the information on the canister with regard to canister identification. The client was notified of the discrepancy and the information on the canister was used to process and report the samples.

The Chain of Custody (COC) information for samples VMP-15.5-111511 did not match the entries on the sample tags with regard to sample identification. The information on the sample tag was used to process and report the sample.

Analytical Notes

Due to high-level target compounds, samples VMP-15-5-111511, VMP-12-25-111611 and VMP-25-21-111711 was analyzed twice. In the "A" fraction, the sample was diluted to bring the highest-level compounds within the calibration range. The "B" fraction is also reported by client request and may be reported with "E" flags indicating the compound exceeds the calibration range. Both runs and associated QC are reported.

A dilution was performed on samples VMP-15-5-111511, VMP-15-5-111511, VMP-15-21.5-111511, VMP-15-25.5-111511, VMP-12-11.5-111611, VMP-12-25-111611, VMP-12-25-111611, VMP-25-21-111711, VMP-25-21-111711 and VMP-25-21-111711-DUP due to the presence of high level target species.

As per project specific client request the laboratory has reported estimated values for target compound hits that are below the Reporting Limit but greater than the Method Detection Limit. Concentrations that are below the level at which the canister was certified (0.2 ppbv for compounds reported at 0.5 ppbv and 0.8 ppbv for compounds reported at 2.0 ppbv) may be false positives.

Definition of Data Qualifying Flags

Eight qualifiers may have been used on the data analysis sheets and indicates as follows:

B - Compound present in laboratory blank greater than reporting limit (background subtraction not performed).

J - Estimated value.

E - Exceeds instrument calibration range.

S - Saturated peak.

Q - Exceeds quality control limits.

U - Compound analyzed for but not detected above the reporting limit.

UJ- Non-detected compound associated with low bias in the CCV and/or LCS.

N - The identification is based on presumptive evidence.

File extensions may have been used on the data analysis sheets and indicates as follows:

a-File was requantified

b-File was quantified by a second column and detector

r1-File was requantified for the purpose of reissue

Air Toxics LTD.
Laboratory Services Since 1989

Summary of Detected Compounds
EPA METHOD TO-15 GC/MS FULL SCAN

Client Sample ID: VMP-15-5-111511 * Use these results only. All other data was reported from the 3.32 dilution analysis.
Lab ID#: 1111365A-01A
DF = 5.53

Compound	Rpt. Limit (ppbv)	Amount (ppbv)	Rpt. Limit (ug/m3)	Amount (ug/m3)
Ethanol	11	14	21	27
2-Propanol	11	13	27	31
Methylene Chloride	2.8	0.77 J	9.6	2.7 J
Hexane	2.8	10	9.7	37
Cyclohexane	2.8	6.6	9.5	23
2,2,4-Trimethylpentane	2.8	16	13	74
* Benzene	2.8	660	8.8	2100
Heptane	2.8	3.4	11	14
4-Methyl-2-pentanone	2.8	4.9	11	20
Toluene	2.8	2.8	10	10
Chlorobenzene	2.8	1.4 J	13	6.7 J
Ethyl Benzene	2.8	0.54 J	12	2.3 J
m,p-Xylene	2.8	0.85 J	12	3.7 J
Cumene	2.8	1.2 J	14	5.7 J
1,2,4-Trimethylbenzene	2.8	0.45 J	14	2.2 J
Butane	11	45	26	110
Isopentane	11	75	33	220

Client Sample ID: VMP-15-5-111511 * Do not use this data. Use all other data.
Lab ID#: 1111365A-01B
DF = 3.32

Compound	Rpt. Limit (ppbv)	Amount (ppbv)	Rpt. Limit (ug/m3)	Amount (ug/m3)
Ethanol	6.6	14	12	26
2-Propanol	6.6	15	16	36
Methylene Chloride	1.7	~~0.84 J~~ U	5.8	~~2.9 J~~ U
Hexane	1.7	14	5.8	48
2-Butanone (Methyl Ethyl Ketone)	6.6	1.2 J	20	3.4 J
Cyclohexane	1.7	9.0	5.7	31
2,2,4-Trimethylpentane	1.7	20	7.8	96
* ~~Benzene~~	~~1.7~~	~~790 E~~	~~5.3~~	~~2500 E~~
Heptane	1.7	4.7	6.8	19

Air Toxics LTD.
Laboratory Services Since 1989

Summary of Detected Compounds
EPA METHOD TO-15 GC/MS FULL SCAN

Client Sample ID: VMP-15-5-111511

Lab ID#: 1111365A-01B

4-Methyl-2-pentanone	1.7	7.3	6.8	30
Toluene	1.7	3.3	6.2	12
Chlorobenzene	1.7	1.8	7.6	8.3
Ethyl Benzene	1.7	0.72 J	7.2	3.1 J
m,p-Xylene	1.7	1.2 J	7.2	5.0 J
o-Xylene	1.7	0.25 J	7.2	1.1 J
Cumene	1.7	1.4 J	8.2	7.2 J
Propylbenzene	1.7	0.38 J	8.2	1.9 J
4-Ethyltoluene	1.7	0.23 J	8.2	1.1 J
1,2,4-Trimethylbenzene	1.7	0.36 J	8.2	1.8 J
Butane	6.6	51	16	120
Isopentane	6.6	89	20	260

Client Sample ID: VMP-15-21.5-111511

Lab ID#: 1111365A-02A

Compound	Rpt. Limit (ppbv)	Amount (ppbv)	Rpt. Limit (ug/m3)	Amount (ug/m3)
Cyclohexane	110	680	390	2300
2,2,4-Trimethylpentane	110	37000	520	170000
Benzene	110	55 J	360	180 J
Butane	450	1900	1100	4400
Isopentane	450	34000	1300	100000

Client Sample ID: VMP-15-25.5-111511

Lab ID#: 1111365A-03A

Compound	Rpt. Limit (ppbv)	Amount (ppbv)	Rpt. Limit (ug/m3)	Amount (ug/m3)
Ethanol	17	14 J	32	27 J
2-Propanol	17	13 J	42	33 J
Methylene Chloride	4.3	1.2 J	15	4.0 J
Hexane	4.3	28	15	97
Cyclohexane	4.3	36	15	120
2,2,4-Trimethylpentane	4.3	640	20	3000

Air Toxics LTD.
Laboratory Services Since 1989

Summary of Detected Compounds
EPA METHOD TO-15 GC/MS FULL SCAN

Client Sample ID: VMP-15-25.5-111511

Lab ID#: 1111365A-03A

Benzene	4.3	1100	14	3400
Heptane	4.3	3.1 J	18	13 J
Bromodichloromethane	4.3	17	29	120
4-Methyl-2-pentanone	4.3	11	18	44
Toluene	4.3	4.0 J	16	15 J
Chlorobenzene	4.3	2.7 J	20	12 J
m,p-Xylene	4.3	1.2 J	19	5.4 J
Cumene	4.3	0.54 J	21	2.6 J
Butane	17	140	41	350
Isopentane	17	1500	51	4300

Client Sample ID: VMP-12-5-111611

Lab ID#: 1111365A-04A

Compound	Rpt. Limit (ppbv)	Amount (ppbv)	Rpt. Limit (ug/m3)	Amount (ug/m3)
Ethanol	3.3	7.8	6.1	15
2-Propanol	3.3	5.2	8.0	13
Carbon Disulfide	3.3	1.8 J	10	5.5 J
Methylene Chloride	0.82	0.75 J	2.8	2.6 J
Hexane	0.82	10	2.9	36
2-Butanone (Methyl Ethyl Ketone)	3.3	0.59 J	9.6	1.7 J
Cyclohexane	0.82	4.7	2.8	16
2,2,4-Trimethylpentane	0.82	200	3.8	950
Benzene	0.82	280	2.6	900
Heptane	0.82	1.1	3.3	4.6
4-Methyl-2-pentanone	0.82	3.1	3.3	13
Toluene	0.82	2.2	3.1	8.3
2-Hexanone	3.3	0.072 J	13	0.29 J
Chlorobenzene	0.82	0.40 J	3.8	1.8 J
Ethyl Benzene	0.82	0.17 J	3.5	0.74 J
m,p-Xylene	0.82	0.41 J	3.5	1.8 J
o-Xylene	0.82	0.11 J	3.5	0.46 J
Cumene	0.82	0.39 J	4.0	1.9 J

Air Toxics LTD.
Laboratory Services Since 1989

Summary of Detected Compounds
EPA METHOD TO-15 GC/MS FULL SCAN

Client Sample ID: VMP-12-5-111611

Lab ID#: 1111365A-04A

1,2,4-Trimethylbenzene	0.82	0.18 J	4.0	0.90 J
Butane	3.3	41	7.7	98
Isopentane	3.3	87	9.6	260

Client Sample ID: VMP-12-11.5-111611

Lab ID#: 1111365A-05A

Compound	Rpt. Limit (ppbv)	Amount (ppbv)	Rpt. Limit (ug/m3)	Amount (ug/m3)
Ethanol	45	10 J	85	20 J
Hexane	11	15	40	54
Cyclohexane	11	81	39	280
2,2,4-Trimethylpentane	11	1000	52	4700
Benzene	11	1400	36	4600
4-Methyl-2-pentanone	11	4.1 J	46	17 J
Toluene	11	3.7 J	42	14 J
Chlorobenzene	11	6.2 J	52	28 J
Cumene	11	1.4 J	55	7.0 J
Butane	45	1200	110	2800
Isopentane	45	4200	130	12000

Client Sample ID: VMP-12-25-111611 OK Use this data only. All other data was reported from the 6280X dilution.

Lab ID#: 1111365A-06A DF = 20900

Compound	Rpt. Limit (ppbv)	Amount (ppbv)	Rpt. Limit (ug/m3)	Amount (ug/m3)
Methylene Chloride	10000	3000 J	36000	10000 J
Hexane	10000	9900 J	37000	35000 J
Cyclohexane	10000	76000	36000	260000
2,2,4-Trimethylpentane	10000	190000	49000	890000
Benzene	10000	740000	33000	2400000
Toluene	10000	5600 J	39000	21000 J
Butane	42000	1400000	99000	3400000
Isopentane	42000	3000000	120000	8900000

OK

Air Toxics LTD.
Laboratory Services Since 1989

Summary of Detected Compounds
EPA METHOD TO-15 GC/MS FULL SCAN

Client Sample ID: VMP-12-25-111611 * Do not use this data. Use all other data.

Lab ID#: 1111365A-06B DF = 6280

Compound	Rpt. Limit (ppbv)	Amount (ppbv)	Rpt. Limit (ug/m3)	Amount (ug/m3)
Carbon Disulfide	12000	7300 J	39000	23000 J
Methylene Chloride	3100	2800 J	11000	9600 J
Hexane	3100	11000	11000	40000
2-Butanone (Methyl Ethyl Ketone)	12000	2700 J	37000	7800 J
Cyclohexane	3100	92000	11000	320000
2,2,4-Trimethylpentane	3100	200000	15000	940000
Benzene	3100	820000	10000	2600000
1,2-Dichloroethane	3100	2700 J	13000	11000 J
Toluene	3100	6100	12000	23000
Chlorobenzene	3100	1000 J	14000	4800 J
* ~~Butane~~	~~12000~~	~~1600000 E~~	~~30000~~	~~3700000 E~~
* ~~Isopentane~~	~~12000~~	~~3200000 E~~	~~37000~~	~~9600000 E~~

Client Sample ID: VMP-25-5-111711

Lab ID#: 1111365A-07A

Compound	Rpt. Limit (ppbv)	Amount (ppbv)	Rpt. Limit (ug/m3)	Amount (ug/m3)
Freon 12	0.84	0.29 J J	4.2	1.4 J J
Ethanol	3.4	3.8	6.3	7.1
Acetone	3.4	3.2 J	8.0	7.6 J
2-Propanol	3.4	0.96 J	8.2	2.4 J
Carbon Disulfide	3.4	0.73 J	10	2.3 J
Methylene Chloride	0.84	0.29 J	2.9	1.0 J
2-Butanone (Methyl Ethyl Ketone)	3.4	0.45 J	9.9	1.3 J
Chloroform	0.84	0.35 J	4.1	1.7 J
2,2,4-Trimethylpentane	0.84	0.62 J	3.9	2.9 J
Benzene	0.84	3.4	2.7	11
4-Methyl-2-pentanone	0.84	0.91	3.4	3.7
Toluene	0.84	0.68 J	3.2	2.6 J
Cumene	0.84	0.16 J	4.1	0.79 J
Isopentane	3.4	1.2 J	9.9	3.6 J

Air Toxics LTD.
Laboratory Services Since 1989

Summary of Detected Compounds
EPA METHOD TO-15 GC/MS FULL SCAN

Client Sample ID: VMP-25-21-111711
Lab ID#: 1111365A-08A DF = 33800

* Use this data only. All other data was reported from the 22500X dilution.

Compound	Rpt. Limit (ppbv)	Amount (ppbv)	Rpt. Limit (ug/m3)	Amount (ug/m3)
Methylene Chloride	17000	4300 J	59000	15000 J
Hexane	17000	230000	60000	800000
1,1-Dichloroethane	17000	2900 J	68000	12000 J
Cyclohexane	17000	230000	58000	790000
2,2,4-Trimethylpentane	17000	140000	79000	680000
Benzene	17000	7300 J	54000	23000 J
Heptane	17000	27000	69000	110000
Butane	68000	2800000	160000	6700000
* Isopentane	68000	4700000	200000	14000000

Client Sample ID: VMP-25-21-111711
Lab ID#: 1111365A-08B DF = 22500

* Do not use this data. Use all other data.

Compound	Rpt. Limit (ppbv)	Amount (ppbv)	Rpt. Limit (ug/m3)	Amount (ug/m3)
Methylene Chloride	11000	4400 J	39000	15000 J
Hexane	11000	240000	40000	840000
Chloroform	11000	2000 J	55000	9800 J
Cyclohexane	11000	250000	39000	860000
2,2,4-Trimethylpentane	11000	150000	52000	720000
Benzene	11000	7800 J	36000	25000 J
Heptane	11000	28000	46000	120000
Butane	45000	2900000	110000	6800000
* ~~Isopentane~~	~~45000~~	~~4800000 E~~	~~130000~~	~~14000000 E~~

Client Sample ID: VMP-25-21-111711-DUP
Lab ID#: 111I365A-09A

Compound	Rpt. Limit (ppbv)	Amount (ppbv)	Rpt. Limit (ug/m3)	Amount (ug/m3)
Methylene Chloride	17000	5200 J	58000	18000 J
Hexane	17000	230000	58000	800000
Cyclohexane	17000	230000	57000	800000

Air Toxics LTD.
Laboratory Services Since 1989

Summary of Detected Compounds
EPA METHOD TO-15 GC/MS FULL SCAN

Client Sample ID: VMP-25-21-111711-DUP

Lab ID#: 1111365A-09A

2,2,4-Trimethylpentane	17000	150000	78000	680000
Benzene	17000	5500 J	53000	18000 J
Heptane	17000	26000	68000	110000
Butane	66000	2900000	160000	6900000
Isopentane	66000	4800000	200000	14000000

Air Toxics LTD.
Laboratory Services Since 1989

Client Sample ID: VMP-15-5-111511 * Use these results
Lab ID#: 1111365A-01A only. All other data was
EPA METHOD TO-15 GC/MS FULL SCAN reported from the 3.32X dilution analysis.

File Name:	2112122	Date of Collection:	11/15/11 1:46:00 PM
Dil. Factor:	5.53	Date of Analysis:	11/22/11 06:58 AM

Compound	Rpt. Limit (ppbv)	Amount (ppbv)	Rpt. Limit (ug/m3)	Amount (ug/m3)
Freon 12	2.8	Not Detected	14	Not Detected
Freon 114	2.8	Not Detected	19	Not Detected
Chloromethane	11	Not Detected	23	Not Detected
Vinyl Chloride	2.8	Not Detected	7.1	Not Detected
1,3-Butadiene	2.8	Not Detected	6.1	Not Detected
Bromomethane	2.8	Not Detected	11	Not Detected
Chloroethane	11	Not Detected	29	Not Detected
Freon 11	2.8	Not Detected	16	Not Detected
Ethanol	11	14	21	27
Freon 113	2.8	Not Detected	21	Not Detected
1,1-Dichloroethene	2.8	Not Detected	11	Not Detected
Acetone	11	Not Detected	26	Not Detected
2-Propanol	11	13	27	31
Carbon Disulfide	11	Not Detected	34	Not Detected
3-Chloropropene	11	Not Detected	35	Not Detected
Methylene Chloride	2.8	0.77 J	9.6	2.7 J
Methyl tert-butyl ether	2.8	Not Detected	10	Not Detected
trans-1,2-Dichloroethene	2.8	Not Detected	11	Not Detected
Hexane	2.8	10	9.7	37
1,1-Dichloroethane	2.8	Not Detected	11	Not Detected
2-Butanone (Methyl Ethyl Ketone)	11	Not Detected	33	Not Detected
cis-1,2-Dichloroethene	2.8	Not Detected	11	Not Detected
Tetrahydrofuran	2.8	Not Detected	8.2	Not Detected
Chloroform	2.8	Not Detected	14	Not Detected
1,1,1-Trichloroethane	2.8	Not Detected	15	Not Detected
Cyclohexane	2.8	6.6	9.5	23
Carbon Tetrachloride	2.8	Not Detected	17	Not Detected
2,2,4-Trimethylpentane	2.8	16	13	74
* Benzene	2.8	660	8.8	2100
1,2-Dichloroethane	2.8	Not Detected	11	Not Detected
Heptane	2.8	3.4	11	14
Trichloroethene	2.8	Not Detected	15	Not Detected
1,2-Dichloropropane	2.8	Not Detected	13	Not Detected
1,4-Dioxane	11	Not Detected	40	Not Detected
Bromodichloromethane	2.8	Not Detected	18	Not Detected
cis-1,3-Dichloropropene	2.8	Not Detected	12	Not Detected
4-Methyl-2-pentanone	2.8	4.9	11	20
Toluene	2.8	2.8	10	10
trans-1,3-Dichloropropene	2.8	Not Detected	12	Not Detected
1,1,2-Trichloroethane	2.8	Not Detected	15	Not Detected
Tetrachloroethene	2.8	Not Detected	19	Not Detected

Air Toxics LTD.
Laboratory Services Since 1989

Client Sample ID: VMP-15-5-111511

Lab ID#: 1111365A-01A

EPA METHOD TO-15 GC/MS FULL SCAN

File Name:	2112122	Date of Collection:	11/15/11 1:46:00 PM
Dil. Factor:	5.53	Date of Analysis:	11/22/11 06:58 AM

Compound	Rpt. Limit (ppbv)	Amount (ppbv)	Rpt. Limit (ug/m3)	Amount (ug/m3)
2-Hexanone	11	Not Detected	45	Not Detected
Dibromochloromethane	2.8	Not Detected	24	Not Detected
1,2-Dibromoethane (EDB)	2.8	Not Detected	21	Not Detected
Chlorobenzene	2.8	1.4 J	13	6.7 J
Ethyl Benzene	2.8	0.54 J	12	2.3 J
m,p-Xylene	2.8	0.85 J	12	3.7 J
o-Xylene	2.8	Not Detected	12	Not Detected
Styrene	2.8	Not Detected	12	Not Detected
Bromoform	2.8	Not Detected	28	Not Detected
Cumene	2.8	1.2 J	14	5.7 J
1,1,2,2-Tetrachloroethane	2.8	Not Detected	19	Not Detected
Propylbenzene	2.8	Not Detected	14	Not Detected
4-Ethyltoluene	2.8	Not Detected	14	Not Detected
1,3,5-Trimethylbenzene	2.8	Not Detected	14	Not Detected
1,2,4-Trimethylbenzene	2.8	0.45 J	14	2.2 J
1,3-Dichlorobenzene	2.8	Not Detected	17	Not Detected
1,4-Dichlorobenzene	2.8	Not Detected	17	Not Detected
alpha-Chlorotoluene	2.8	Not Detected	14	Not Detected
1,2-Dichlorobenzene	2.8	Not Detected	17	Not Detected
1,2,4-Trichlorobenzene	11	Not Detected	82	Not Detected
Hexachlorobutadiene	11	Not Detected	120	Not Detected
Butane	11	45	26	110
Isopentane	11	75	33	220

J = Estimated value.

Container Type: 1 Liter Summa Canister

Surrogates	%Recovery	Method Limits
Toluene-d8	105	70-130
1,2-Dichloroethane-d4	97	70-130
4-Bromofluorobenzene	97	70-130

Air Toxics LTD.
Laboratory Services Since 1989

Client Sample ID: VMP-15-5-111511 * Do not use this data.
Lab ID#: 1111365A-01B Use all other data.

EPA METHOD TO-15 GC/MS FULL SCAN

File Name:	2112121	Date of Collection:	11/15/11 1:46:00 PM
Dil. Factor:	3.32	Date of Analysis:	11/21/11 10:18 PM

Compound	Rpt. Limit (ppbv)	Amount (ppbv)	Rpt. Limit (ug/m3)	Amount (ug/m3)
Freon 12	1.7	Not Detected	8.2	Not Detected
Freon 114	1.7	Not Detected	12	Not Detected
Chloromethane	6.6	Not Detected	14	Not Detected
Vinyl Chloride	1.7	Not Detected	4.2	Not Detected
1,3-Butadiene	1.7	Not Detected	3.7	Not Detected
Bromomethane	1.7	Not Detected	6.4	Not Detected
Chloroethane	6.6	Not Detected	18	Not Detected
Freon 11	1.7	Not Detected	9.3	Not Detected
Ethanol	6.6	14	12	26
Freon 113	1.7	Not Detected	13	Not Detected
1,1-Dichloroethene	1.7	Not Detected	6.6	Not Detected
Acetone	6.6	Not Detected	16	Not Detected
2-Propanol	6.6	15	16	36
Carbon Disulfide	6.6	Not Detected	21	Not Detected
3-Chloropropene	6.6	Not Detected	21	Not Detected
Methylene Chloride	1.7	~~0.84 J~~ U	5.8	~~2.9 J~~ U
Methyl tert-butyl ether	1.7	Not Detected	6.0	Not Detected
trans-1,2-Dichloroethene	1.7	Not Detected	6.6	Not Detected
Hexane	1.7	14	5.8	48
1,1-Dichloroethane	1.7	Not Detected	6.7	Not Detected
2-Butanone (Methyl Ethyl Ketone)	6.6	1.2 J	20	3.4 J
cis-1,2-Dichloroethene	1.7	Not Detected	6.6	Not Detected
Tetrahydrofuran	1.7	Not Detected	4.9	Not Detected
Chloroform	1.7	Not Detected	8.1	Not Detected
1,1,1-Trichloroethane	1.7	Not Detected	9.0	Not Detected
Cyclohexane	1.7	9.0	5.7	31
Carbon Tetrachloride	1.7	Not Detected	10	Not Detected
2,2,4-Trimethylpentane	1.7	20	7.8	96
* ~~Benzene~~	~~1.7~~	~~790 E~~	~~5.3~~	~~2500 E~~
1,2-Dichloroethane	1.7	Not Detected	6.7	Not Detected
Heptane	1.7	4.7	6.8	19
Trichloroethene	1.7	Not Detected	8.9	Not Detected
1,2-Dichloropropane	1.7	Not Detected	7.7	Not Detected
1,4-Dioxane	6.6	Not Detected	24	Not Detected
Bromodichloromethane	1.7	Not Detected	11	Not Detected
cis-1,3-Dichloropropene	1.7	Not Detected	7.5	Not Detected
4-Methyl-2-pentanone	1.7	7.3	6.8	30
Toluene	1.7	3.3	6.2	12
trans-1,3-Dichloropropene	1.7	Not Detected	7.5	Not Detected
1,1,2-Trichloroethane	1.7	Not Detected	9.0	Not Detected
Tetrachloroethene	1.7	Not Detected	11	Not Detected

Air Toxics LTD.
Laboratory Services Since 1989

Client Sample ID: VMP-I5-5-I11511

Lab ID#: 1111365A-01B

EPA METHOD TO-15 GC/MS FULL SCAN

File Name:	**2112121**	**Date of Collection:**	**11/15/11 1:46:00 PM**
Dil. Factor:	**3.32**	**Date of Analysis:**	**11/21/11 10:18 PM**

Compound	Rpt. Limit (ppbv)	Amount (ppbv)	Rpt. Limit (ug/m3)	Amount (ug/m3)
2-Hexanone	6.6	Not Detected	27	Not Detected
Dibromochloromethane	1.7	Not Detected	14	Not Detected
1,2-Dibromoethane (EDB)	1.7	Not Detected	13	Not Detected
Chlorobenzene	1.7	1.8	7.6	8.3
Ethyl Benzene	1.7	0.72 J	7.2	3.1 J
m,p-Xylene	1.7	1.2 J	7.2	5.0 J
o-Xylene	1.7	0.25 J	7.2	1.1 J
Styrene	1.7	Not Detected	7.1	Not Detected
Bromoform	1.7	Not Detected	17	Not Detected
Cumene	1.7	1.4 J	8.2	7.2 J
1,1,2,2-Tetrachloroethane	1.7	Not Detected	11	Not Detected
Propylbenzene	1.7	0.38 J	8.2	1.9 J
4-Ethyltoluene	1.7	0.23 J	8.2	1.1 J
1,3,5-Trimethylbenzene	1.7	Not Detected	8.2	Not Detected
1,2,4-Trimethylbenzene	1.7	0.36 J	8.2	1.8 J
1,3-Dichlorobenzene	1.7	Not Detected	10	Not Detected
1,4-Dichlorobenzene	1.7	Not Detected	10	Not Detected
alpha-Chlorotoluene	1.7	Not Detected	8.6	Not Detected
1,2-Dichlorobenzene	1.7	Not Detected	10	Not Detected
1,2,4-Trichlorobenzene	6.6	Not Detected	49	Not Detected
Hexachlorobutadiene	6.6	Not Detected	71	Not Detected
Butane	6.6	51	16	120
Isopentane	6.6	89	20	260

J = Estimated value.
E = Exceeds instrument calibration range.
Container Type: 1 Liter Summa Canister

Surrogates	%Recovery	Method Limits
Toluene-d8	107	70-130
1,2-Dichloroethane-d4	100	70-130
4-Bromofluorobenzene	98	70-130

Air Toxics LTD.
Laboratory Services Since 1989

Client Sample ID: VMP-15-21.5-111511

Lab ID#: 1111365A-02A

EPA METHOD TO-15 GC/MS FULL SCAN

File Name:	2112225	Date of Collection:	11/15/11 2:47:00 PM
Dil. Factor:	225	Date of Analysis:	11/23/11 08:21 AM

Compound	Rpt. Limit (ppbv)	Amount (ppbv)	Rpt. Limit (ug/m3)	Amount (ug/m3)
Freon 12	110	Not Detected UJ	560	Not Detected UJ
Freon 114	110	Not Detected	790	Not Detected
Chloromethane	450	Not Detected	930	Not Detected
Vinyl Chloride	110	Not Detected	290	Not Detected
1,3-Butadiene	110	Not Detected	250	Not Detected
Bromomethane	110	Not Detected	440	Not Detected
Chloroethane	450	Not Detected	1200	Not Detected
Freon 11	110	Not Detected	630	Not Detected
Ethanol	450	Not Detected	850	Not Detected
Freon 113	110	Not Detected	860	Not Detected
1,1-Dichloroethene	110	Not Detected	450	Not Detected
Acetone	450	Not Detected	1100	Not Detected
2-Propanol	450	Not Detected	1100	Not Detected
Carbon Disulfide	450	Not Detected	1400	Not Detected
3-Chloropropene	450	Not Detected	1400	Not Detected
Methylene Chloride	110	Not Detected	390	Not Detected
Methyl tert-butyl ether	110	Not Detected	400	Not Detected
trans-1,2-Dichloroethene	110	Not Detected	450	Not Detected
Hexane	110	Not Detected	400	Not Detected
1,1-Dichloroethane	110	Not Detected	460	Not Detected
2-Butanone (Methyl Ethyl Ketone)	450	Not Detected	1300	Not Detected
cis-1,2-Dichloroethene	110	Not Detected	450	Not Detected
Tetrahydrofuran	110	Not Detected	330	Not Detected
Chloroform	110	Not Detected	550	Not Detected
1,1,1-Trichloroethane	110	Not Detected	610	Not Detected
Cyclohexane	110	680	390	2300
Carbon Tetrachloride	110	Not Detected	710	Not Detected
2,2,4-Trimethylpentane	110	37000	520	170000
Benzene	110	55 J	360	180 J
1,2-Dichloroethane	110	Not Detected	460	Not Detected
Heptane	110	Not Detected	460	Not Detected
Trichloroethene	110	Not Detected	600	Not Detected
1,2-Dichloropropane	110	Not Detected	520	Not Detected
1,4-Dioxane	450	Not Detected	1600	Not Detected
Bromodichloromethane	110	Not Detected	750	Not Detected
cis-1,3-Dichloropropene	110	Not Detected	510	Not Detected
4-Methyl-2-pentanone	110	Not Detected	460	Not Detected
Toluene	110	Not Detected	420	Not Detected
trans-1,3-Dichloropropene	110	Not Detected	510	Not Detected
1,1,2-Trichloroethane	110	Not Detected	610	Not Detected
Tetrachloroethene	110	Not Detected	760	Not Detected

Air Toxics LTD.
Laboratory Services Since 1989

Client Sample ID: VMP-I5-21.5-111511

Lab ID#: 1111365A-02A

EPA METHOD TO-15 GC/MS FULL SCAN

File Name:	2112225	Date of Collection:	11/15/11 2:47:00 PM
Dil. Factor:	225	Date of Analysis:	11/23/11 08:21 AM

Compound	Rpt. Limit (ppbv)	Amount (ppbv)	Rpt. Limit (ug/m3)	Amount (ug/m3)
2-Hexanone	450	Not Detected	1800	Not Detected
Dibromochloromethane	110	Not Detected	960	Not Detected
1,2-Dibromoethane (EDB)	110	Not Detected	860	Not Detected
Chlorobenzene	110	Not Detected	520	Not Detected
Ethyl Benzene	110	Not Detected	490	Not Detected
m,p-Xylene	110	Not Detected	490	Not Detected
o-Xylene	110	Not Detected	490	Not Detected
Styrene	110	Not Detected	480	Not Detected
Bromoform	110	Not Detected	1200	Not Detected
Cumene	110	Not Detected	550	Not Detected
1,1,2,2-Tetrachloroethane	110	Not Detected	770	Not Detected
Propylbenzene	110	Not Detected	550	Not Detected
4-Ethyltoluene	110	Not Detected	550	Not Detected
1,3,5-Trimethylbenzene	110	Not Detected	550	Not Detected
1,2,4-Trimethylbenzene	110	Not Detected	550	Not Detected
1,3-Dichlorobenzene	110	Not Detected	680	Not Detected
1,4-Dichlorobenzene	110	Not Detected	680	Not Detected
alpha-Chlorotoluene	110	Not Detected	580	Not Detected
1,2-Dichlorobenzene	110	Not Detected	680	Not Detected
1,2,4-Trichlorobenzene	450	Not Detected	3300	Not Detected
Hexachlorobutadiene	450	Not Detected	4800	Not Detected
Butane	450	1900	1100	4400
Isopentane	450	34000	1300	100000

J = Estimated value.

Container Type: 1 Liter Summa Canister

Surrogates	%Recovery	Method Limits
Toluene-d8	102	70-130
1,2-Dichloroethane-d4	94	70-130
4-Bromofluorobenzene	92	70-130

Air Toxics LTD.
Laboratory Services Since 1989

Client Sample ID: VMP-15-25.5-111511

Lab ID#: 1111365A-03A

EPA METHOD TO-15 GC/MS FULL SCAN

File Name:	**2112214**	**Date of Collection:**	**11/15/11 3:55:00 PM**
Dil. Factor:	**8.65**	**Date of Analysis:**	**11/22/11 04:36 PM**

Compound	Rpt. Limit (ppbv)	Amount (ppbv)	Rpt. Limit (ug/m3)	Amount (ug/m3)
Freon 12	4.3	Not Detected UJ	21	Not Detected UJ
Freon 114	4.3	Not Detected	30	Not Detected
Chloromethane	17	Not Detected	36	Not Detected
Vinyl Chloride	4.3	Not Detected	11	Not Detected
1,3-Butadiene	4.3	Not Detected	9.6	Not Detected
Bromomethane	4.3	Not Detected	17	Not Detected
Chloroethane	17	Not Detected	46	Not Detected
Freon 11	4.3	Not Detected	24	Not Detected
Ethanol	17	14 J	32	27 J
Freon 113	4.3	Not Detected	33	Not Detected
1,1-Dichloroethene	4.3	Not Detected	17	Not Detected
Acetone	17	Not Detected	41	Not Detected
2-Propanol	17	13 J	42	33 J
Carbon Disulfide	17	Not Detected	54	Not Detected
3-Chloropropene	17	Not Detected	54	Not Detected
Methylene Chloride	4.3	1.2 J	15	4.0 J
Methyl tert-butyl ether	4.3	Not Detected	16	Not Detected
trans-1,2-Dichloroethene	4.3	Not Detected	17	Not Detected
Hexane	4.3	28	15	97
1,1-Dichloroethane	4.3	Not Detected	18	Not Detected
2-Butanone (Methyl Ethyl Ketone)	17	Not Detected	51	Not Detected
cis-1,2-Dichloroethene	4.3	Not Detected	17	Not Detected
Tetrahydrofuran	4.3	Not Detected	13	Not Detected
Chloroform	4.3	Not Detected	21	Not Detected
1,1,1-Trichloroethane	4.3	Not Detected	24	Not Detected
Cyclohexane	4.3	36	15	120
Carbon Tetrachloride	4.3	Not Detected	27	Not Detected
2,2,4-Trimethylpentane	4.3	640	20	3000
Benzene	4.3	1100	14	3400
1,2-Dichloroethane	4.3	Not Detected	18	Not Detected
Heptane	4.3	3.1 J	18	13 J
Trichloroethene	4.3	Not Detected	23	Not Detected
1,2-Dichloropropane	4.3	Not Detected	20	Not Detected
1,4-Dioxane	17	Not Detected	62	Not Detected
Bromodichloromethane	4.3	17	29	120
cis-1,3-Dichloropropene	4.3	Not Detected	20	Not Detected
4-Methyl-2-pentanone	4.3	11	18	44
Toluene	4.3	4.0 J	16	15 J
trans-1,3-Dichloropropene	4.3	Not Detected	20	Not Detected
1,1,2-Trichloroethane	4.3	Not Detected	24	Not Detected
Tetrachloroethene	4.3	Not Detected	29	Not Detected

Air Toxics LTD.
Laboratory Services Since 1989

Client Sample ID: VMP-15-25.5-111511

Lab ID#: 1111365A-03A

EPA METHOD TO-15 GC/MS FULL SCAN

File Name:	**2112214**	**Date of Collection:**	**11/15/11 3:55:00 PM**
Dil. Factor:	**8.65**	**Date of Analysis:**	**11/22/11 04:36 PM**

Compound	Rpt. Limit (ppbv)	Amount (ppbv)	Rpt. Limit (ug/m3)	Amount (ug/m3)
2-Hexanone	17	Not Detected	71	Not Detected
Dibromochloromethane	4.3	Not Detected	37	Not Detected
1,2-Dibromoethane (EDB)	4.3	Not Detected	33	Not Detected
Chlorobenzene	4.3	2.7 J	20	12 J
Ethyl Benzene	4.3	Not Detected	19	Not Detected
m,p-Xylene	4.3	1.2 J	19	5.4 J
o-Xylene	4.3	Not Detected	19	Not Detected
Styrene	4.3	Not Detected	18	Not Detected
Bromoform	4.3	Not Detected	45	Not Detected
Cumene	4.3	0.54 J	21	2.6 J
1,1,2,2-Tetrachloroethane	4.3	Not Detected	30	Not Detected
Propylbenzene	4.3	Not Detected	21	Not Detected
4-Ethyltoluene	4.3	Not Detected	21	Not Detected
1,3,5-Trimethylbenzene	4.3	Not Detected	21	Not Detected
1,2,4-Trimethylbenzene	4.3	Not Detected	21	Not Detected
1,3-Dichlorobenzene	4.3	Not Detected	26	Not Detected
1,4-Dichlorobenzene	4.3	Not Detected	26	Not Detected
alpha-Chlorotoluene	4.3	Not Detected	22	Not Detected
1,2-Dichlorobenzene	4.3	Not Detected	26	Not Detected
1,2,4-Trichlorobenzene	17	Not Detected	130	Not Detected
Hexachlorobutadiene	17	Not Detected	180	Not Detected
Butane	17	140	41	350
Isopentane	17	1500	51	4300

J = Estimated value.

Container Type: 1 Liter Summa Canister

Surrogates	%Recovery	Method Limits
Toluene-d8	104	70-130
1,2-Dichloroethane-d4	92	70-130
4-Bromofluorobenzene	94	70-130

Air Toxics LTD.
Laboratory Services Since 1989

Client Sample ID: VMP-12-5-111611

Lab ID#: 1111365A-04A

EPA METHOD TO-15 GC/MS FULL SCAN

File Name:	2112215	Date of Collection:	11/16/11 10:04:00 A
Dil. Factor:	1.63	Date of Analysis:	11/22/11 05:11 PM

Compound	Rpt. Limit (ppbv)	Amount (ppbv)	Rpt. Limit (ug/m3)	Amount (ug/m3)
Freon 12	0.82	Not Detected UJ	4.0	Not Detected UJ
Freon 114	0.82	Not Detected	5.7	Not Detected
Chloromethane	3.3	Not Detected	6.7	Not Detected
Vinyl Chloride	0.82	Not Detected	2.1	Not Detected
1,3-Butadiene	0.82	Not Detected	1.8	Not Detected
Bromomethane	0.82	Not Detected	3.2	Not Detected
Chloroethane	3.3	Not Detected	8.6	Not Detected
Freon 11	0.82	Not Detected	4.6	Not Detected
Ethanol	3.3	7.8	6.1	15
Freon 113	0.82	Not Detected	6.2	Not Detected
1,1-Dichloroethene	0.82	Not Detected	3.2	Not Detected
Acetone	3.3	Not Detected	7.7	Not Detected
2-Propanol	3.3	5.2	8.0	13
Carbon Disulfide	3.3	1.8 J	10	5.5 J
3-Chloropropene	3.3	Not Detected	10	Not Detected
Methylene Chloride	0.82	0.75 J	2.8	2.6 J
Methyl tert-butyl ether	0.82	Not Detected	2.9	Not Detected
trans-1,2-Dichloroethene	0.82	Not Detected	3.2	Not Detected
Hexane	0.82	10	2.9	36
1,1-Dichloroethane	0.82	Not Detected	3.3	Not Detected
2-Butanone (Methyl Ethyl Ketone)	3.3	0.59 J	9.6	1.7 J
cis-1,2-Dichloroethene	0.82	Not Detected	3.2	Not Detected
Tetrahydrofuran	0.82	Not Detected	2.4	Not Detected
Chloroform	0.82	Not Detected	4.0	Not Detected
1,1,1-Trichloroethane	0.82	Not Detected	4.4	Not Detected
Cyclohexane	0.82	4.7	2.8	16
Carbon Tetrachloride	0.82	Not Detected	5.1	Not Detected
2,2,4-Trimethylpentane	0.82	200	3.8	950
Benzene	0.82	280	2.6	900
1,2-Dichloroethane	0.82	Not Detected	3.3	Not Detected
Heptane	0.82	1.1	3.3	4.6
Trichloroethene	0.82	Not Detected	4.4	Not Detected
1,2-Dichloropropane	0.82	Not Detected	3.8	Not Detected
1,4-Dioxane	3.3	Not Detected	12	Not Detected
Bromodichloromethane	0.82	Not Detected	5.5	Not Detected
cis-1,3-Dichloropropene	0.82	Not Detected	3.7	Not Detected
4-Methyl-2-pentanone	0.82	3.1	3.3	13
Toluene	0.82	2.2	3.1	8.3
trans-1,3-Dichloropropene	0.82	Not Detected	3.7	Not Detected
1,1,2-Trichloroethane	0.82	Not Detected	4.4	Not Detected
Tetrachloroethene	0.82	Not Detected	5.5	Not Detected

Air Toxics LTD.
Laboratory Services Since 1989

Client Sample ID: VMP-12-5-111611

Lab ID#: 1111365A-04A

EPA METHOD TO-15 GC/MS FULL SCAN

File Name:	2112215	Date of Collection:	11/16/11 10:04:00 A
Dil. Factor:	1.63	Date of Analysis:	11/22/11 05:11 PM

Compound	Rpt. Limit (ppbv)	Amount (ppbv)	Rpt. Limit (ug/m3)	Amount (ug/m3)
2-Hexanone	3.3	0.072 J	13	0.29 J
Dibromochloromethane	0.82	Not Detected	6.9	Not Detected
1,2-Dibromoethane (EDB)	0.82	Not Detected	6.3	Not Detected
Chlorobenzene	0.82	0.40 J	3.8	1.8 J
Ethyl Benzene	0.82	0.17 J	3.5	0.74 J
m,p-Xylene	0.82	0.41 J	3.5	1.8 J
o-Xylene	0.82	0.11 J	3.5	0.46 J
Styrene	0.82	Not Detected	3.5	Not Detected
Bromoform	0.82	Not Detected	8.4	Not Detected
Cumene	0.82	0.39 J	4.0	1.9 J
1,1,2,2-Tetrachloroethane	0.82	Not Detected	5.6	Not Detected
Propylbenzene	0.82	Not Detected	4.0	Not Detected
4-Ethyltoluene	0.82	Not Detected	4.0	Not Detected
1,3,5-Trimethylbenzene	0.82	Not Detected	4.0	Not Detected
1,2,4-Trimethylbenzene	0.82	0.18 J	4.0	0.90 J
1,3-Dichlorobenzene	0.82	Not Detected	4.9	Not Detected
1,4-Dichlorobenzene	0.82	Not Detected	4.9	Not Detected
alpha-Chlorotoluene	0.82	Not Detected	4.2	Not Detected
1,2-Dichlorobenzene	0.82	Not Detected	4.9	Not Detected
1,2,4-Trichlorobenzene	3.3	Not Detected	24	Not Detected
Hexachlorobutadiene	3.3	Not Detected	35	Not Detected
Butane	3.3	41	7.7	98
Isopentane	3.3	87	9.6	260

J = Estimated value.

Container Type: 1 Liter Summa Canister

Surrogates	%Recovery	Method Limits
Toluene-d8	104	70-130
1,2-Dichloroethane-d4	96	70-130
4-Bromofluorobenzene	100	70-130

Air Toxics LTD.
Laboratory Services Since 1989

Client Sample ID: VMP-12-11.5-111611

Lab ID#: 1111365A-05A

EPA METHOD TO-15 GC/MS FULL SCAN

File Name:	2112216	Date of Collection:	11/16/11 11:03:00 A
Dil. Factor:	22.5	Date of Analysis:	11/22/11 05:49 PM

Compound	Rpt. Limit (ppbv)	Amount (ppbv)	Rpt. Limit (ug/m3)	Amount (ug/m3)
Freon 12	11	Not Detected UJ	56	Not Detected UJ
Freon 114	11	Not Detected	79	Not Detected
Chloromethane	45	Not Detected	93	Not Detected
Vinyl Chloride	11	Not Detected	29	Not Detected
1,3-Butadiene	11	Not Detected	25	Not Detected
Bromomethane	11	Not Detected	44	Not Detected
Chloroethane	45	Not Detected	120	Not Detected
Freon 11	11	Not Detected	63	Not Detected
Ethanol	45	10 J	85	20 J
Freon 113	11	Not Detected	86	Not Detected
1,1-Dichloroethene	11	Not Detected	45	Not Detected
Acetone	45	Not Detected	110	Not Detected
2-Propanol	45	Not Detected	110	Not Detected
Carbon Disulfide	45	Not Detected	140	Not Detected
3-Chloropropene	45	Not Detected	140	Not Detected
Methylene Chloride	11	Not Detected	39	Not Detected
Methyl tert-butyl ether	11	Not Detected	40	Not Detected
trans-1,2-Dichloroethene	11	Not Detected	45	Not Detected
Hexane	11	15	40	54
1,1-Dichloroethane	11	Not Detected	46	Not Detected
2-Butanone (Methyl Ethyl Ketone)	45	Not Detected	130	Not Detected
cis-1,2-Dichloroethene	11	Not Detected	45	Not Detected
Tetrahydrofuran	11	Not Detected	33	Not Detected
Chloroform	11	Not Detected	55	Not Detected
1,1,1-Trichloroethane	11	Not Detected	61	Not Detected
Cyclohexane	11	81	39	280
Carbon Tetrachloride	11	Not Detected	71	Not Detected
2,2,4-Trimethylpentane	11	1000	52	4700
Benzene	11	1400	36	4600
1,2-Dichloroethane	11	Not Detected	46	Not Detected
Heptane	11	Not Detected	46	Not Detected
Trichloroethene	11	Not Detected	60	Not Detected
1,2-Dichloropropane	11	Not Detected	52	Not Detected
1,4-Dioxane	45	Not Detected	160	Not Detected
Bromodichloromethane	11	Not Detected	75	Not Detected
cis-1,3-Dichloropropene	11	Not Detected	51	Not Detected
4-Methyl-2-pentanone	11	4.1 J	46	17 J
Toluene	11	3.7 J	42	14 J
trans-1,3-Dichloropropene	11	Not Detected	51	Not Detected
1,1,2-Trichloroethane	11	Not Detected	61	Not Detected
Tetrachloroethene	11	Not Detected	76	Not Detected

Air Toxics LTD.
Laboratory Services Since 1989

Client Sample ID: VMP-12-11.5-111611

Lab ID#: 1111365A-05A

EPA METHOD TO-15 GC/MS FULL SCAN

File Name:	**2112216**	**Date of Collection:**	**11/16/11 11:03:00 A**
Dil. Factor:	**22.5**	**Date of Analysis:**	**11/22/11 05:49 PM**

Compound	Rpt. Limit (ppbv)	Amount (ppbv)	Rpt. Limit (ug/m3)	Amount (ug/m3)
2-Hexanone	45	Not Detected	180	Not Detected
Dibromochloromethane	11	Not Detected	96	Not Detected
1,2-Dibromoethane (EDB)	11	Not Detected	86	Not Detected
Chlorobenzene	11	6.2 J	52	28 J
Ethyl Benzene	11	Not Detected	49	Not Detected
m,p-Xylene	11	Not Detected	49	Not Detected
o-Xylene	11	Not Detected	49	Not Detected
Styrene	11	Not Detected	48	Not Detected
Bromoform	11	Not Detected	120	Not Detected
Cumene	11	1.4 J	55	7.0 J
1,1,2,2-Tetrachloroethane	11	Not Detected	77	Not Detected
Propylbenzene	11	Not Detected	55	Not Detected
4-Ethyltoluene	11	Not Detected	55	Not Detected
1,3,5-Trimethylbenzene	11	Not Detected	55	Not Detected
1,2,4-Trimethylbenzene	11	Not Detected	55	Not Detected
1,3-Dichlorobenzene	11	Not Detected	68	Not Detected
1,4-Dichlorobenzene	11	Not Detected	68	Not Detected
alpha-Chlorotoluene	11	Not Detected	58	Not Detected
1,2-Dichlorobenzene	11	Not Detected	68	Not Detected
1,2,4-Trichlorobenzene	45	Not Detected	330	Not Detected
Hexachlorobutadiene	45	Not Detected	480	Not Detected
Butane	45	1200	110	2800
Isopentane	45	4200	130	12000

J = Estimated value.

Container Type: 1 Liter Summa Canister

Surrogates	%Recovery	Method Limits
Toluene-d8	101	70-130
1,2-Dichloroethane-d4	91	70-130
4-Bromofluorobenzene	97	70-130

Air Toxics LTD.
Laboratory Services Since 1989

Client Sample ID: VMP-12-25-111611 * Use this data only.
Lab ID#: 1111365A-06A All other data was reported
EPA METHOD TO-15 GC/MS FULL SCAN from G280 X dilution.

File Name:	2112221	Date of Collection:	11/16/11 12:07:00 P
Dil. Factor:	20900	Date of Analysis:	11/22/11 10:03 PM

Compound	Rpt. Limit (ppbv)	Amount (ppbv)	Rpt. Limit (ug/m3)	Amount (ug/m3)
Freon 12	10000	Not Detected	52000	Not Detected
Freon 114	10000	Not Detected	73000	Not Detected
Chloromethane	42000	Not Detected	86000	Not Detected
Vinyl Chloride	10000	Not Detected	27000	Not Detected
1,3-Butadiene	10000	Not Detected	23000	Not Detected
Bromomethane	10000	Not Detected	40000	Not Detected
Chloroethane	42000	Not Detected	110000	Not Detected
Freon 11	10000	Not Detected	59000	Not Detected
Ethanol	42000	Not Detected	79000	Not Detected
Freon 113	10000	Not Detected	80000	Not Detected
1,1-Dichloroethene	10000	Not Detected	41000	Not Detected
Acetone	42000	Not Detected	99000	Not Detected
2-Propanol	42000	Not Detected	100000	Not Detected
Carbon Disulfide	42000	Not Detected	130000	Not Detected
3-Chloropropene	42000	Not Detected	130000	Not Detected
Methylene Chloride	10000	3000 J	36000	10000 J
Methyl tert-butyl ether	10000	Not Detected	38000	Not Detected
trans-1,2-Dichloroethene	10000	Not Detected	41000	Not Detected
Hexane	10000	9900 J	37000	35000 J
1,1-Dichloroethane	10000	Not Detected	42000	Not Detected
2-Butanone (Methyl Ethyl Ketone)	42000	Not Detected	120000	Not Detected
cis-1,2-Dichloroethene	10000	Not Detected	41000	Not Detected
Tetrahydrofuran	10000	Not Detected	31000	Not Detected
Chloroform	10000	Not Detected	51000	Not Detected
1,1,1-Trichloroethane	10000	Not Detected	57000	Not Detected
Cyclohexane	10000	76000	36000	260000
Carbon Tetrachloride	10000	Not Detected	66000	Not Detected
2,2,4-Trimethylpentane	10000	190000	49000	890000
Benzene	10000	740000	33000	2400000
1,2-Dichloroethane	10000	Not Detected	42000	Not Detected
Heptane	10000	Not Detected	43000	Not Detected
Trichloroethene	10000	Not Detected	56000	Not Detected
1,2-Dichloropropane	10000	Not Detected	48000	Not Detected
1,4-Dioxane	42000	Not Detected	150000	Not Detected
Bromodichloromethane	10000	Not Detected	70000	Not Detected
cis-1,3-Dichloropropene	10000	Not Detected	47000	Not Detected
4-Methyl-2-pentanone	10000	Not Detected	43000	Not Detected
Toluene	10000	5600 J	39000	21000 J
trans-1,3-Dichloropropene	10000	Not Detected	47000	Not Detected
1,1,2-Trichloroethane	10000	Not Detected	57000	Not Detected
Tetrachloroethene	10000	Not Detected	71000	Not Detected

Air Toxics LTD.
Laboratory Services Since 1989

Client Sample ID: VMP-12-25-111611

Lab ID#: 1111365A-06A

EPA METHOD TO-15 GC/MS FULL SCAN

File Name:	**2112221**	**Date of Collection:**	**11/16/11 12:07:00 P**
Dil. Factor:	**20900**	**Date of Analysis:**	**11/22/11 10:03 PM**

Compound	Rpt. Limit (ppbv)	Amount (ppbv)	Rpt. Limit (ug/m3)	Amount (ug/m3)
2-Hexanone	42000	Not Detected	170000	Not Detected
Dibromochloromethane	10000	Not Detected	89000	Not Detected
1,2-Dibromoethane (EDB)	10000	Not Detected	80000	Not Detected
Chlorobenzene	10000	Not Detected	48000	Not Detected
Ethyl Benzene	10000	Not Detected	45000	Not Detected
m,p-Xylene	10000	Not Detected	45000	Not Detected
o-Xylene	10000	Not Detected	45000	Not Detected
Styrene	10000	Not Detected	44000	Not Detected
Bromoform	10000	Not Detected	110000	Not Detected
Cumene	10000	Not Detected	51000	Not Detected
1,1,2,2-Tetrachloroethane	10000	Not Detected	72000	Not Detected
Propylbenzene	10000	Not Detected	51000	Not Detected
4-Ethyltoluene	10000	Not Detected	51000	Not Detected
1,3,5-Trimethylbenzene	10000	Not Detected	51000	Not Detected
1,2,4-Trimethylbenzene	10000	Not Detected	51000	Not Detected
1,3-Dichlorobenzene	10000	Not Detected	63000	Not Detected
1,4-Dichlorobenzene	10000	Not Detected	63000	Not Detected
alpha-Chlorotoluene	10000	Not Detected	54000	Not Detected
1,2-Dichlorobenzene	10000	Not Detected	63000	Not Detected
1,2,4-Trichlorobenzene	42000	Not Detected	310000	Not Detected
Hexachlorobutadiene	42000	Not Detected	440000	Not Detected
Butane	42000	1400000	99000	3400000
Isopentane	42000	3000000	120000	8900000

J = Estimated value.

Container Type: 1 Liter Summa Canister

Surrogates	%Recovery	Method Limits
Toluene-d8	101	70-130
1,2-Dichloroethane-d4	95	70-130
4-Bromofluorobenzene	92	70-130

Air Toxics LTD.
Laboratory Services Since 1989

Client Sample ID: VMP-12-25-111611* Do not use this data.
Lab ID#: 1111365A-06B Use all other data.

EPA METHOD TO-15 GC/MS FULL SCAN

File Name:	2112219	Date of Collection:	11/16/11 12:07:00 P
Dil. Factor:	6280	Date of Analysis:	11/22/11 08:32 PM

Compound	Rpt. Limit (ppbv)	Amount (ppbv)	Rpt. Limit (ug/m3)	Amount (ug/m3)
Freon 12	3100	Not Detected UJ	16000	Not Detected UJ
Freon 114	3100	Not Detected	22000	Not Detected
Chloromethane	12000	Not Detected	26000	Not Detected
Vinyl Chloride	3100	Not Detected	8000	Not Detected
1,3-Butadiene	3100	Not Detected	6900	Not Detected
Bromomethane	3100	Not Detected	12000	Not Detected
Chloroethane	12000	Not Detected	33000	Not Detected
Freon 11	3100	Not Detected	18000	Not Detected
Ethanol	12000	Not Detected	24000	Not Detected
Freon 113	3100	Not Detected	24000	Not Detected
1,1-Dichloroethene	3100	Not Detected	12000	Not Detected
Acetone	12000	Not Detected	30000	Not Detected
2-Propanol	12000	Not Detected	31000	Not Detected
Carbon Disulfide	12000	7300 J	39000	23000 J
3-Chloropropene	12000	Not Detected	39000	Not Detected
Methylene Chloride	3100	2800 J	11000	9600 J
Methyl tert-butyl ether	3100	Not Detected	11000	Not Detected
trans-1,2-Dichloroethene	3100	Not Detected	12000	Not Detected
Hexane	3100	11000	11000	40000
1,1-Dichloroethane	3100	Not Detected	13000	Not Detected
2-Butanone (Methyl Ethyl Ketone)	12000	2700 J	37000	7800 J
cis-1,2-Dichloroethene	3100	Not Detected	12000	Not Detected
Tetrahydrofuran	3100	Not Detected	9200	Not Detected
Chloroform	3100	Not Detected	15000	Not Detected
1,1,1-Trichloroethane	3100	Not Detected	17000	Not Detected
Cyclohexane	3100	92000	11000	320000
Carbon Tetrachloride	3100	Not Detected	20000	Not Detected
2,2,4-Trimethylpentane	3100	200000	15000	940000
Benzene	3100	820000	10000	2600000
1,2-Dichloroethane	3100	2700 J	13000	11000 J
Heptane	3100	Not Detected	13000	Not Detected
Trichloroethene	3100	Not Detected	17000	Not Detected
1,2-Dichloropropane	3100	Not Detected	14000	Not Detected
1,4-Dioxane	12000	Not Detected	45000	Not Detected
Bromodichloromethane	3100	Not Detected	21000	Not Detected
cis-1,3-Dichloropropene	3100	Not Detected	14000	Not Detected
4-Methyl-2-pentanone	3100	Not Detected	13000	Not Detected
Toluene	3100	6100	12000	23000
trans-1,3-Dichloropropene	3100	Not Detected	14000	Not Detected
1,1,2-Trichloroethane	3100	Not Detected	17000	Not Detected
Tetrachloroethene	3100	Not Detected	21000	Not Detected

Air Toxics LTD.
Laboratory Services Since 1989

Client Sample ID: VMP-12-25-111611

Lab ID#: 1111365A-06B

EPA METHOD TO-15 GC/MS FULL SCAN

File Name:	**2112219**	**Date of Collection:**	**11/16/11 12:07:00 P**
Dil. Factor:	**6280**	**Date of Analysis:**	**11/22/11 08:32 PM**

Compound	Rpt. Limit (ppbv)	Amount (ppbv)	Rpt. Limit (ug/m3)	Amount (ug/m3)
2-Hexanone	12000	Not Detected	51000	Not Detected
Dibromochloromethane	3100	Not Detected	27000	Not Detected
1,2-Dibromoethane (EDB)	3100	Not Detected	24000	Not Detected
Chlorobenzene	3100	1000 J	14000	4800 J
Ethyl Benzene	3100	Not Detected	14000	Not Detected
m,p-Xylene	3100	Not Detected	14000	Not Detected
o-Xylene	3100	Not Detected	14000	Not Detected
Styrene	3100	Not Detected	13000	Not Detected
Bromoform	3100	Not Detected	32000	Not Detected
Cumene	3100	Not Detected	15000	Not Detected
1,1,2,2-Tetrachloroethane	3100	Not Detected	22000	Not Detected
Propylbenzene	3100	Not Detected	15000	Not Detected
4-Ethyltoluene	3100	Not Detected	15000	Not Detected
1,3,5-Trimethylbenzene	3100	Not Detected	15000	Not Detected
1,2,4-Trimethylbenzene	3100	Not Detected	15000	Not Detected
1,3-Dichlorobenzene	3100	Not Detected	19000	Not Detected
1,4-Dichlorobenzene	3100	Not Detected	19000	Not Detected
alpha-Chlorotoluene	3100	Not Detected	16000	Not Detected
1,2-Dichlorobenzene	3100	Not Detected	19000	Not Detected
1,2,4-Trichlorobenzene	12000	Not Detected	93000	Not Detected
Hexachlorobutadiene	12000	Not Detected	130000	Not Detected
~~Butane~~	~~12000~~	~~1600000 E~~	~~30000~~	~~3700000 E~~
~~Isopentane~~	~~12000~~	~~3200000 E~~	~~37000~~	~~9600000 E~~

J = Estimated value.
E = Exceeds instrument calibration range.
Container Type: 1 Liter Summa Canister

Surrogates	%Recovery	Method Limits
Toluene-d8	101	70-130
1,2-Dichloroethane-d4	92	70-130
4-Bromofluorobenzene	99	70-130

Air Toxics LTD.
Laboratory Services Since 1989

Client Sample ID: VMP-25-5-111711

Lab ID#: 1111365A-07A

EPA METHOD TO-15 GC/MS FULL SCAN

File Name:	2112218	Date of Collection:	11/17/11 9:43:00 AM
Dil. Factor:	1.68	Date of Analysis:	11/22/11 07:35 PM

Compound	Rpt. Limit (ppbv)	Amount (ppbv)	Rpt. Limit (ug/m3)	Amount (ug/m3)
Freon 12	0.84	0.29 J J	4.2	1.4 J J
Freon 114	0.84	Not Detected	5.9	Not Detected
Chloromethane	3.4	Not Detected	6.9	Not Detected
Vinyl Chloride	0.84	Not Detected	2.1	Not Detected
1,3-Butadiene	0.84	Not Detected	1.8	Not Detected
Bromomethane	0.84	Not Detected	3.3	Not Detected
Chloroethane	3.4	Not Detected	8.9	Not Detected
Freon 11	0.84	Not Detected	4.7	Not Detected
Ethanol	3.4	3.8	6.3	7.1
Freon 113	0.84	Not Detected	6.4	Not Detected
1,1-Dichloroethene	0.84	Not Detected	3.3	Not Detected
Acetone	3.4	3.2 J	8.0	7.6 J
2-Propanol	3.4	0.96 J	8.2	2.4 J
Carbon Disulfide	3.4	0.73 J	10	2.3 J
3-Chloropropene	3.4	Not Detected	10	Not Detected
Methylene Chloride	0.84	0.29 J	2.9	1.0 J
Methyl tert-butyl ether	0.84	Not Detected	3.0	Not Detected
trans-1,2-Dichloroethene	0.84	Not Detected	3.3	Not Detected
Hexane	0.84	Not Detected	3.0	Not Detected
1,1-Dichloroethane	0.84	Not Detected	3.4	Not Detected
2-Butanone (Methyl Ethyl Ketone)	3.4	0.45 J	9.9	1.3 J
cis-1,2-Dichloroethene	0.84	Not Detected	3.3	Not Detected
Tetrahydrofuran	0.84	Not Detected	2.5	Not Detected
Chloroform	0.84	0.35 J	4.1	1.7 J
1,1,1-Trichloroethane	0.84	Not Detected	4.6	Not Detected
Cyclohexane	0.84	Not Detected	2.9	Not Detected
Carbon Tetrachloride	0.84	Not Detected	5.3	Not Detected
2,2,4-Trimethylpentane	0.84	0.62 J	3.9	2.9 J
Benzene	0.84	3.4	2.7	11
1,2-Dichloroethane	0.84	Not Detected	3.4	Not Detected
Heptane	0.84	Not Detected	3.4	Not Detected
Trichloroethene	0.84	Not Detected	4.5	Not Detected
1,2-Dichloropropane	0.84	Not Detected	3.9	Not Detected
1,4-Dioxane	3.4	Not Detected	12	Not Detected
Bromodichloromethane	0.84	Not Detected	5.6	Not Detected
cis-1,3-Dichloropropene	0.84	Not Detected	3.8	Not Detected
4-Methyl-2-pentanone	0.84	0.91	3.4	3.7
Toluene	0.84	0.68 J	3.2	2.6 J
trans-1,3-Dichloropropene	0.84	Not Detected	3.8	Not Detected
1,1,2-Trichloroethane	0.84	Not Detected	4.6	Not Detected
Tetrachloroethene	0.84	Not Detected	5.7	Not Detected

Air Toxics LTD.
Laboratory Services Since 1989

Client Sample ID: VMP-25-5-111711

Lab ID#: 1111365A-07A

EPA METHOD TO-15 GC/MS FULL SCAN

File Name:	**2112218**	**Date of Collection:**	**11/17/11 9:43:00 AM**
Dil. Factor:	**1.68**	**Date of Analysis:**	**11/22/11 07:35 PM**

Compound	Rpt. Limit (ppbv)	Amount (ppbv)	Rpt. Limit (ug/m3)	Amount (ug/m3)
2-Hexanone	3.4	Not Detected	14	Not Detected
Dibromochloromethane	0.84	Not Detected	7.2	Not Detected
1,2-Dibromoethane (EDB)	0.84	Not Detected	6.4	Not Detected
Chlorobenzene	0.84	Not Detected	3.9	Not Detected
Ethyl Benzene	0.84	Not Detected	3.6	Not Detected
m,p-Xylene	0.84	Not Detected	3.6	Not Detected
o-Xylene	0.84	Not Detected	3.6	Not Detected
Styrene	0.84	Not Detected	3.6	Not Detected
Bromoform	0.84	Not Detected	8.7	Not Detected
Cumene	0.84	0.16 J	4.1	0.79 J
1,1,2,2-Tetrachloroethane	0.84	Not Detected	5.8	Not Detected
Propylbenzene	0.84	Not Detected	4.1	Not Detected
4-Ethyltoluene	0.84	Not Detected	4.1	Not Detected
1,3,5-Trimethylbenzene	0.84	Not Detected	4.1	Not Detected
1,2,4-Trimethylbenzene	0.84	Not Detected	4.1	Not Detected
1,3-Dichlorobenzene	0.84	Not Detected	5.0	Not Detected
1,4-Dichlorobenzene	0.84	Not Detected	5.0	Not Detected
alpha-Chlorotoluene	0.84	Not Detected	4.3	Not Detected
1,2-Dichlorobenzene	0.84	Not Detected	5.0	Not Detected
1,2,4-Trichlorobenzene	3.4	Not Detected	25	Not Detected
Hexachlorobutadiene	3.4	Not Detected	36	Not Detected
Butane	3.4	Not Detected	8.0	Not Detected
Isopentane	3.4	1.2 J	9.9	3.6 J

J = Estimated value.

Container Type: 1 Liter Summa Canister

Surrogates	%Recovery	Method Limits
Toluene-d8	101	70-130
1,2-Dichloroethane-d4	96	70-130
4-Bromofluorobenzene	98	70-130

Air Toxics LTD.
Laboratory Services Since 1989

Client Sample ID: VMP-25-21-111711 * Use this data only.
Lab ID#: 1111365A-08A All other data was reported from the 22500X dilution.
EPA METHOD TO-15 GC/MS FULL SCAN

File Name:	2112223	Date of Collection:	11/17/11 10:34:00 A
Dil. Factor:	33800	Date of Analysis:	11/22/11 11:42 PM

Compound	Rpt. Limit (ppbv)	Amount (ppbv)	Rpt. Limit (ug/m3)	Amount (ug/m3)
Freon 12	17000	Not Detected	84000	Not Detected
Freon 114	17000	Not Detected	120000	Not Detected
Chloromethane	68000	Not Detected	140000	Not Detected
Vinyl Chloride	17000	Not Detected	43000	Not Detected
1,3-Butadiene	17000	Not Detected	37000	Not Detected
Bromomethane	17000	Not Detected	66000	Not Detected
Chloroethane	68000	Not Detected	180000	Not Detected
Freon 11	17000	Not Detected	95000	Not Detected
Ethanol	68000	Not Detected	130000	Not Detected
Freon 113	17000	Not Detected	130000	Not Detected
1,1-Dichloroethene	17000	Not Detected	67000	Not Detected
Acetone	68000	Not Detected	160000	Not Detected
2-Propanol	68000	Not Detected	170000	Not Detected
Carbon Disulfide	68000	Not Detected	210000	Not Detected
3-Chloropropene	68000	Not Detected	210000	Not Detected
Methylene Chloride	17000	4300 J	59000	15000 J
Methyl tert-butyl ether	17000	Not Detected	61000	Not Detected
trans-1,2-Dichloroethene	17000	Not Detected	67000	Not Detected
Hexane	17000	230000	60000	800000
1,1-Dichloroethane	17000	2900 J	68000	12000 J
2-Butanone (Methyl Ethyl Ketone)	68000	Not Detected	200000	Not Detected
cis-1,2-Dichloroethene	17000	Not Detected	67000	Not Detected
Tetrahydrofuran	17000	Not Detected	50000	Not Detected
Chloroform	17000	Not Detected	82000	Not Detected
1,1,1-Trichloroethane	17000	Not Detected	92000	Not Detected
Cyclohexane	17000	230000	58000	790000
Carbon Tetrachloride	17000	Not Detected	110000	Not Detected
2,2,4-Trimethylpentane	17000	140000	79000	680000
Benzene	17000	7300 J	54000	23000 J
1,2-Dichloroethane	17000	Not Detected	68000	Not Detected
Heptane	17000	27000	69000	110000
Trichloroethene	17000	Not Detected	91000	Not Detected
1,2-Dichloropropane	17000	Not Detected	78000	Not Detected
1,4-Dioxane	68000	Not Detected	240000	Not Detected
Bromodichloromethane	17000	Not Detected	110000	Not Detected
cis-1,3-Dichloropropene	17000	Not Detected	77000	Not Detected
4-Methyl-2-pentanone	17000	Not Detected	69000	Not Detected
Toluene	17000	Not Detected	64000	Not Detected
trans-1,3-Dichloropropene	17000	Not Detected	77000	Not Detected
1,1,2-Trichloroethane	17000	Not Detected	92000	Not Detected
Tetrachloroethene	17000	Not Detected	110000	Not Detected

Air Toxics LTD.
Laboratory Services Since 1989

Client Sample ID: VMP-25-21-111711

Lab ID#: I111365A-08A

EPA METHOD TO-15 GC/MS FULL SCAN

File Name:	**2112223**	**Date of Collection:**	**11/17/11 10:34:00 A**
Dil. Factor:	**33800**	**Date of Analysis:**	**11/22/11 11:42 PM**

Compound	Rpt. Limit (ppbv)	Amount (ppbv)	Rpt. Limit (ug/m3)	Amount (ug/m3)
2-Hexanone	68000	Not Detected	280000	Not Detected
Dibromochloromethane	17000	Not Detected	140000	Not Detected
1,2-Dibromoethane (EDB)	17000	Not Detected	130000	Not Detected
Chlorobenzene	17000	Not Detected	78000	Not Detected
Ethyl Benzene	17000	Not Detected	73000	Not Detected
m,p-Xylene	17000	Not Detected	73000	Not Detected
o-Xylene	17000	Not Detected	73000	Not Detected
Styrene	17000	Not Detected	72000	Not Detected
Bromoform	17000	Not Detected	170000	Not Detected
Cumene	17000	Not Detected	83000	Not Detected
1,1,2,2-Tetrachloroethane	17000	Not Detected	120000	Not Detected
Propylbenzene	17000	Not Detected	83000	Not Detected
4-Ethyltoluene	17000	Not Detected	83000	Not Detected
1,3,5-Trimethylbenzene	17000	Not Detected	83000	Not Detected
1,2,4-Trimethylbenzene	17000	Not Detected	83000	Not Detected
1,3-Dichlorobenzene	17000	Not Detected	100000	Not Detected
1,4-Dichlorobenzene	17000	Not Detected	100000	Not Detected
alpha-Chlorotoluene	17000	Not Detected	87000	Not Detected
1,2-Dichlorobenzene	17000	Not Detected	100000	Not Detected
1,2,4-Trichlorobenzene	68000	Not Detected	500000	Not Detected
Hexachlorobutadiene	68000	Not Detected	720000	Not Detected
Butane	68000	2800000	160000	6700000
Isopentane	68000	4700000	200000	14000000

J = Estimated value.

Container Type: 1 Liter Summa Canister

Surrogates	%Recovery	Method Limits
Toluene-d8	96	70-130
1,2-Dichloroethane-d4	94	70-130
4-Bromofluorobenzene	92	70-130

Air Toxics LTD.
Laboratory Services Since 1989

Client Sample ID: VMP-25-21-111711 * Do not use this
Lab ID#: 1111365A-08B data. Use all other data.

EPA METHOD TO-15 GC/MS FULL SCAN

File Name:	2112222	Date of Collection:	11/17/11 10:34:00 A
Dil. Factor:	22500	Date of Analysis:	11/22/11 10:59 PM

Compound	Rpt. Limit (ppbv)	Amount (ppbv)	Rpt. Limit (ug/m3)	Amount (ug/m3)
Freon 12	11000	Not Detected UJ	56000	Not Detected UJ
Freon 114	11000	Not Detected	79000	Not Detected
Chloromethane	45000	Not Detected	93000	Not Detected
Vinyl Chloride	11000	Not Detected	29000	Not Detected
1,3-Butadiene	11000	Not Detected	25000	Not Detected
Bromomethane	11000	Not Detected	44000	Not Detected
Chloroethane	45000	Not Detected	120000	Not Detected
Freon 11	11000	Not Detected	63000	Not Detected
Ethanol	45000	Not Detected	85000	Not Detected
Freon 113	11000	Not Detected	86000	Not Detected
1,1-Dichloroethene	11000	Not Detected	45000	Not Detected
Acetone	45000	Not Detected	110000	Not Detected
2-Propanol	45000	Not Detected	110000	Not Detected
Carbon Disulfide	45000	Not Detected	140000	Not Detected
3-Chloropropene	45000	Not Detected	140000	Not Detected
Methylene Chloride	11000	4400 J	39000	15000 J
Methyl tert-butyl ether	11000	Not Detected	40000	Not Detected
trans-1,2-Dichloroethene	11000	Not Detected	45000	Not Detected
Hexane	11000	240000	40000	840000
1,1-Dichloroethane	11000	Not Detected	46000	Not Detected
2-Butanone (Methyl Ethyl Ketone)	45000	Not Detected	130000	Not Detected
cis-1,2-Dichloroethene	11000	Not Detected	45000	Not Detected
Tetrahydrofuran	11000	Not Detected	33000	Not Detected
Chloroform	11000	2000 J	55000	9800 J
1,1,1-Trichloroethane	11000	Not Detected	61000	Not Detected
Cyclohexane	11000	250000	39000	860000
Carbon Tetrachloride	11000	Not Detected	71000	Not Detected
2,2,4-Trimethylpentane	11000	150000	52000	720000
Benzene	11000	7800 J	36000	25000 J
1,2-Dichloroethane	11000	Not Detected	46000	Not Detected
Heptane	11000	28000	46000	120000
Trichloroethene	11000	Not Detected	60000	Not Detected
1,2-Dichloropropane	11000	Not Detected	52000	Not Detected
1,4-Dioxane	45000	Not Detected	160000	Not Detected
Bromodichloromethane	11000	Not Detected	75000	Not Detected
cis-1,3-Dichloropropene	11000	Not Detected	51000	Not Detected
4-Methyl-2-pentanone	11000	Not Detected	46000	Not Detected
Toluene	11000	Not Detected	42000	Not Detected
trans-1,3-Dichloropropene	11000	Not Detected	51000	Not Detected
1,1,2-Trichloroethane	11000	Not Detected	61000	Not Detected
Tetrachloroethene	11000	Not Detected	76000	Not Detected

Air Toxics LTD.
Laboratory Services Since 1989

Client Sample ID: VMP-25-21-111711

Lab ID#: 1I1I365A-08B

EPA METHOD TO-15 GC/MS FULL SCAN

File Name:	**2112222**	**Date of Collection:**	**11/17/11 10:34:00 A**
Dil. Factor:	**22500**	**Date of Analysis:**	**11/22/11 10:59 PM**

Compound	Rpt. Limit (ppbv)	Amount (ppbv)	Rpt. Limit (ug/m3)	Amount (ug/m3)
2-Hexanone	45000	Not Detected	180000	Not Detected
Dibromochloromethane	11000	Not Detected	96000	Not Detected
1,2-Dibromoethane (EDB)	11000	Not Detected	86000	Not Detected
Chlorobenzene	11000	Not Detected	52000	Not Detected
Ethyl Benzene	11000	Not Detected	49000	Not Detected
m,p-Xylene	11000	Not Detected	49000	Not Detected
o-Xylene	11000	Not Detected	49000	Not Detected
Styrene	11000	Not Detected	48000	Not Detected
Bromoform	11000	Not Detected	120000	Not Detected
Cumene	11000	Not Detected	55000	Not Detected
1,1,2,2-Tetrachloroethane	11000	Not Detected	77000	Not Detected
Propylbenzene	11000	Not Detected	55000	Not Detected
4-Ethyltoluene	11000	Not Detected	55000	Not Detected
1,3,5-Trimethylbenzene	11000	Not Detected	55000	Not Detected
1,2,4-Trimethylbenzene	11000	Not Detected	55000	Not Detected
1,3-Dichlorobenzene	11000	Not Detected	68000	Not Detected
1,4-Dichlorobenzene	11000	Not Detected	68000	Not Detected
alpha-Chlorotoluene	11000	Not Detected	58000	Not Detected
1,2-Dichlorobenzene	11000	Not Detected	68000	Not Detected
1,2,4-Trichlorobenzene	45000	Not Detected	330000	Not Detected
Hexachlorobutadiene	45000	Not Detected	480000	Not Detected
Butane	45000	2900000	110000	6800000
~~Isopentane~~	~~45000~~	~~4800000 E~~	~~130000~~	~~14000000 E~~

J = Estimated value.
E = Exceeds instrument calibration range.
Container Type: 1 Liter Summa Canister

Surrogates	%Recovery	Method Limits
Toluene-d8	97	70-130
1,2-Dichloroethane-d4	96	70-130
4-Bromofluorobenzene	91	70-130

Air Toxics LTD.
Laboratory Services Since 1989

Client Sample ID: VMP-25-21-111711-DUP

Lab ID#: 1111365A-09A

EPA METHOD TO-15 GC/MS FULL SCAN

File Name:	2112224	Date of Collection:	11/17/11 10:34:00 A
Dil. Factor:	33200	Date of Analysis:	11/23/11 07:16 AM

Compound	Rpt. Limit (ppbv)	Amount (ppbv)		Rpt. Limit (ug/m3)	Amount (ug/m3)	
Freon 12	17000	Not Detected	UJ	82000	Not Detected	UJ
Freon 114	17000	Not Detected		120000	Not Detected	
Chloromethane	66000	Not Detected		140000	Not Detected	
Vinyl Chloride	17000	Not Detected		42000	Not Detected	
1,3-Butadiene	17000	Not Detected		37000	Not Detected	
Bromomethane	17000	Not Detected		64000	Not Detected	
Chloroethane	66000	Not Detected		180000	Not Detected	
Freon 11	17000	Not Detected		93000	Not Detected	
Ethanol	66000	Not Detected		120000	Not Detected	
Freon 113	17000	Not Detected		130000	Not Detected	
1,1-Dichloroethene	17000	Not Detected		66000	Not Detected	
Acetone	66000	Not Detected		160000	Not Detected	
2-Propanol	66000	Not Detected		160000	Not Detected	
Carbon Disulfide	66000	Not Detected		210000	Not Detected	
3-Chloropropene	66000	Not Detected		210000	Not Detected	
Methylene Chloride	17000	5200 J		58000	18000 J	
Methyl tert-butyl ether	17000	Not Detected		60000	Not Detected	
trans-1,2-Dichloroethene	17000	Not Detected		66000	Not Detected	
Hexane	17000	230000		58000	800000	
1,1-Dichloroethane	17000	Not Detected		67000	Not Detected	
2-Butanone (Methyl Ethyl Ketone)	66000	Not Detected		200000	Not Detected	
cis-1,2-Dichloroethene	17000	Not Detected		66000	Not Detected	
Tetrahydrofuran	17000	Not Detected		49000	Not Detected	
Chloroform	17000	Not Detected		81000	Not Detected	
1,1,1-Trichloroethane	17000	Not Detected		90000	Not Detected	
Cyclohexane	17000	230000		57000	800000	
Carbon Tetrachloride	17000	Not Detected		100000	Not Detected	
2,2,4-Trimethylpentane	17000	150000		78000	680000	
Benzene	17000	5500 J		53000	18000 J	
1,2-Dichloroethane	17000	Not Detected		67000	Not Detected	
Heptane	17000	26000		68000	110000	
Trichloroethene	17000	Not Detected		89000	Not Detected	
1,2-Dichloropropane	17000	Not Detected		77000	Not Detected	
1,4-Dioxane	66000	Not Detected		240000	Not Detected	
Bromodichloromethane	17000	Not Detected		110000	Not Detected	
cis-1,3-Dichloropropene	17000	Not Detected		75000	Not Detected	
4-Methyl-2-pentanone	17000	Not Detected		68000	Not Detected	
Toluene	17000	Not Detected		62000	Not Detected	
trans-1,3-Dichloropropene	17000	Not Detected		75000	Not Detected	
1,1,2-Trichloroethane	17000	Not Detected		90000	Not Detected	
Tetrachloroethene	17000	Not Detected		110000	Not Detected	

Air Toxics LTD.
Laboratory Services Since 1989

Client Sample ID: VMP-25-21-111711-DUP

Lab ID#: 1111365A-09A

EPA METHOD TO-15 GC/MS FULL SCAN

File Name:	**2112224**	**Date of Collection:**	**11/17/11 10:34:00 A**
Dil. Factor:	**33200**	**Date of Analysis:**	**11/23/11 07:16 AM**

Compound	Rpt. Limit (ppbv)	Amount (ppbv)	Rpt. Limit (ug/m3)	Amount (ug/m3)
2-Hexanone	66000	Not Detected	270000	Not Detected
Dibromochloromethane	17000	Not Detected	140000	Not Detected
1,2-Dibromoethane (EDB)	17000	Not Detected	130000	Not Detected
Chlorobenzene	17000	Not Detected	76000	Not Detected
Ethyl Benzene	17000	Not Detected	72000	Not Detected
m,p-Xylene	17000	Not Detected	72000	Not Detected
o-Xylene	17000	Not Detected	72000	Not Detected
Styrene	17000	Not Detected	71000	Not Detected
Bromoform	17000	Not Detected	170000	Not Detected
Cumene	17000	Not Detected	82000	Not Detected
1,1,2,2-Tetrachloroethane	17000	Not Detected	110000	Not Detected
Propylbenzene	17000	Not Detected	82000	Not Detected
4-Ethyltoluene	17000	Not Detected	82000	Not Detected
1,3,5-Trimethylbenzene	17000	Not Detected	82000	Not Detected
1,2,4-Trimethylbenzene	17000	Not Detected	82000	Not Detected
1,3-Dichlorobenzene	17000	Not Detected	100000	Not Detected
1,4-Dichlorobenzene	17000	Not Detected	100000	Not Detected
alpha-Chlorotoluene	17000	Not Detected	86000	Not Detected
1,2-Dichlorobenzene	17000	Not Detected	100000	Not Detected
1,2,4-Trichlorobenzene	66000	Not Detected	490000	Not Detected
Hexachlorobutadiene	66000	Not Detected	710000	Not Detected
Butane	66000	2900000	160000	6900000
Isopentane	66000	4800000	200000	14000000

J = Estimated value.

Container Type: 1 Liter Summa Canister

Surrogates	%Recovery	Method Limits
Toluene-d8	95	70-130
1,2-Dichloroethane-d4	95	70-130
4-Bromofluorobenzene	95	70-130

Air Toxics LTD.
Laboratory Services Since 1989

Client Sample ID: Lab Blank

Lab ID#: 1111365A-10A

EPA METHOD TO-15 GC/MS FULL SCAN

File Name:	2112106a	Date of Collection: NA	
Dil. Factor:	1.00	Date of Analysis: 11/21/11 10:45 AM	

Compound	Rpt. Limit (ppbv)	Amount (ppbv)	Rpt. Limit (ug/m3)	Amount (ug/m3)
Freon 12	0.50	Not Detected	2.5	Not Detected
Freon 114	0.50	Not Detected	3.5	Not Detected
Chloromethane	2.0	Not Detected	4.1	Not Detected
Vinyl Chloride	0.50	Not Detected	1.3	Not Detected
1,3-Butadiene	0.50	Not Detected	1.1	Not Detected
Bromomethane	0.50	Not Detected	1.9	Not Detected
Chloroethane	2.0	Not Detected	5.3	Not Detected
Freon 11	0.50	Not Detected	2.8	Not Detected
Ethanol	2.0	Not Detected	3.8	Not Detected
Freon 113	0.50	Not Detected	3.8	Not Detected
1,1-Dichloroethene	0.50	Not Detected	2.0	Not Detected
Acetone	2.0	0.50 J	4.8	1.2 J
2-Propanol	2.0	Not Detected	4.9	Not Detected
Carbon Disulfide	2.0	Not Detected	6.2	Not Detected
3-Chloropropene	2.0	Not Detected	6.3	Not Detected
Methylene Chloride	0.50	0.19 J	1.7	0.66 J
Methyl tert-butyl ether	0.50	Not Detected	1.8	Not Detected
trans-1,2-Dichloroethene	0.50	Not Detected	2.0	Not Detected
Hexane	0.50	Not Detected	1.8	Not Detected
1,1-Dichloroethane	0.50	Not Detected	2.0	Not Detected
2-Butanone (Methyl Ethyl Ketone)	2.0	Not Detected	5.9	Not Detected
cis-1,2-Dichloroethene	0.50	Not Detected	2.0	Not Detected
Tetrahydrofuran	0.50	Not Detected	1.5	Not Detected
Chloroform	0.50	Not Detected	2.4	Not Detected
1,1,1-Trichloroethane	0.50	Not Detected	2.7	Not Detected
Cyclohexane	0.50	Not Detected	1.7	Not Detected
Carbon Tetrachloride	0.50	Not Detected	3.1	Not Detected
2,2,4-Trimethylpentane	0.50	Not Detected	2.3	Not Detected
Benzene	0.50	Not Detected	1.6	Not Detected
1,2-Dichloroethane	0.50	Not Detected	2.0	Not Detected
Heptane	0.50	Not Detected	2.0	Not Detected
Trichloroethene	0.50	Not Detected	2.7	Not Detected
1,2-Dichloropropane	0.50	Not Detected	2.3	Not Detected
1,4-Dioxane	2.0	Not Detected	7.2	Not Detected
Bromodichloromethane	0.50	Not Detected	3.4	Not Detected
cis-1,3-Dichloropropene	0.50	Not Detected	2.3	Not Detected
4-Methyl-2-pentanone	0.50	Not Detected	2.0	Not Detected
Toluene	0.50	Not Detected	1.9	Not Detected
trans-1,3-Dichloropropene	0.50	Not Detected	2.3	Not Detected
1,1,2-Trichloroethane	0.50	Not Detected	2.7	Not Detected
Tetrachloroethene	0.50	Not Detected	3.4	Not Detected

Air Toxics LTD.
Laboratory Services Since 1989

Client Sample ID: Lab Blank

Lab ID#: 1111365A-10A

EPA METHOD TO-15 GC/MS FULL SCAN

File Name:	**2112106a**	**Date of Collection: NA**	
Dil. Factor:	**1.00**	**Date of Analysis: 11/21/11 10:45 AM**	

Compound	Rpt. Limit (ppbv)	Amount (ppbv)	Rpt. Limit (ug/m3)	Amount (ug/m3)
2-Hexanone	2.0	Not Detected	8.2	Not Detected
Dibromochloromethane	0.50	Not Detected	4.2	Not Detected
1,2-Dibromoethane (EDB)	0.50	Not Detected	3.8	Not Detected
Chlorobenzene	0.50	Not Detected	2.3	Not Detected
Ethyl Benzene	0.50	Not Detected	2.2	Not Detected
m,p-Xylene	0.50	Not Detected	2.2	Not Detected
o-Xylene	0.50	Not Detected	2.2	Not Detected
Styrene	0.50	Not Detected	2.1	Not Detected
Bromoform	0.50	Not Detected	5.2	Not Detected
Cumene	0.50	Not Detected	2.4	Not Detected
1,1,2,2-Tetrachloroethane	0.50	Not Detected	3.4	Not Detected
Propylbenzene	0.50	Not Detected	2.4	Not Detected
4-Ethyltoluene	0.50	Not Detected	2.4	Not Detected
1,3,5-Trimethylbenzene	0.50	Not Detected	2.4	Not Detected
1,2,4-Trimethylbenzene	0.50	Not Detected	2.4	Not Detected
1,3-Dichlorobenzene	0.50	0.11 J	3.0	0.69 J
1,4-Dichlorobenzene	0.50	0.14 J	3.0	0.83 J
alpha-Chlorotoluene	0.50	0.10 J	2.6	0.52 J
1,2-Dichlorobenzene	0.50	0.13 J	3.0	0.81 J
1,2,4-Trichlorobenzene	2.0	0.32 J	15	2.4 J
Hexachlorobutadiene	2.0	Not Detected	21	Not Detected
Butane	2.0	Not Detected	4.8	Not Detected
Isopentane	2.0	Not Detected	5.9	Not Detected

J = Estimated value.

Container Type: NA - Not Applicable

Surrogates	%Recovery	Method Limits
Toluene-d8	97	70-130
1,2-Dichloroethane-d4	98	70-130
4-Bromofluorobenzene	102	70-130

Air Toxics LTD.
Laboratory Services Since 1989

Client Sample ID: Lab Blank

Lab ID#: 1111365A-10B

EPA METHOD TO-15 GC/MS FULL SCAN

File Name:	2112213a	Date of Collection: NA	
Dil. Factor:	1.00	Date of Analysis: 11/22/11 03:50 PM	

Compound	Rpt. Limit (ppbv)	Amount (ppbv)	Rpt. Limit (ug/m3)	Amount (ug/m3)
Freon 12	0.50	Not Detected	2.5	Not Detected
Freon 114	0.50	Not Detected	3.5	Not Detected
Chloromethane	2.0	Not Detected	4.1	Not Detected
Vinyl Chloride	0.50	Not Detected	1.3	Not Detected
1,3-Butadiene	0.50	Not Detected	1.1	Not Detected
Bromomethane	0.50	Not Detected	1.9	Not Detected
Chloroethane	2.0	Not Detected	5.3	Not Detected
Freon 11	0.50	Not Detected	2.8	Not Detected
Ethanol	2.0	Not Detected	3.8	Not Detected
Freon 113	0.50	Not Detected	3.8	Not Detected
1,1-Dichloroethene	0.50	Not Detected	2.0	Not Detected
Acetone	2.0	Not Detected	4.8	Not Detected
2-Propanol	2.0	Not Detected	4.9	Not Detected
Carbon Disulfide	2.0	Not Detected	6.2	Not Detected
3-Chloropropene	2.0	Not Detected	6.3	Not Detected
Methylene Chloride	0.50	Not Detected	1.7	Not Detected
Methyl tert-butyl ether	0.50	Not Detected	1.8	Not Detected
trans-1,2-Dichloroethene	0.50	Not Detected	2.0	Not Detected
Hexane	0.50	Not Detected	1.8	Not Detected
1,1-Dichloroethane	0.50	Not Detected	2.0	Not Detected
2-Butanone (Methyl Ethyl Ketone)	2.0	Not Detected	5.9	Not Detected
cis-1,2-Dichloroethene	0.50	Not Detected	2.0	Not Detected
Tetrahydrofuran	0.50	Not Detected	1.5	Not Detected
Chloroform	0.50	Not Detected	2.4	Not Detected
1,1,1-Trichloroethane	0.50	Not Detected	2.7	Not Detected
Cyclohexane	0.50	Not Detected	1.7	Not Detected
Carbon Tetrachloride	0.50	Not Detected	3.1	Not Detected
2,2,4-Trimethylpentane	0.50	Not Detected	2.3	Not Detected
Benzene	0.50	Not Detected	1.6	Not Detected
1,2-Dichloroethane	0.50	Not Detected	2.0	Not Detected
Heptane	0.50	Not Detected	2.0	Not Detected
Trichloroethene	0.50	Not Detected	2.7	Not Detected
1,2-Dichloropropane	0.50	Not Detected	2.3	Not Detected
1,4-Dioxane	2.0	Not Detected	7.2	Not Detected
Bromodichloromethane	0.50	Not Detected	3.4	Not Detected
cis-1,3-Dichloropropene	0.50	Not Detected	2.3	Not Detected
4-Methyl-2-pentanone	0.50	Not Detected	2.0	Not Detected
Toluene	0.50	Not Detected	1.9	Not Detected
trans-1,3-Dichloropropene	0.50	Not Detected	2.3	Not Detected
1,1,2-Trichloroethane	0.50	Not Detected	2.7	Not Detected
Tetrachloroethene	0.50	Not Detected	3.4	Not Detected

Air Toxics LTD.
Laboratory Services Since 1989

Client Sample ID: Lab Blank

Lab ID#: 1111365A-10B

EPA METHOD TO-15 GC/MS FULL SCAN

File Name:	2112213a	Date of Collection: NA	
Dil. Factor:	1.00	Date of Analysis: 11/22/11 03:50 PM	

Compound	Rpt. Limit (ppbv)	Amount (ppbv)	Rpt. Limit (ug/m3)	Amount (ug/m3)
2-Hexanone	2.0	Not Detected	8.2	Not Detected
Dibromochloromethane	0.50	Not Detected	4.2	Not Detected
1,2-Dibromoethane (EDB)	0.50	Not Detected	3.8	Not Detected
Chlorobenzene	0.50	Not Detected	2.3	Not Detected
Ethyl Benzene	0.50	Not Detected	2.2	Not Detected
m,p-Xylene	0.50	Not Detected	2.2	Not Detected
o-Xylene	0.50	Not Detected	2.2	Not Detected
Styrene	0.50	Not Detected	2.1	Not Detected
Bromoform	0.50	Not Detected	5.2	Not Detected
Cumene	0.50	Not Detected	2.4	Not Detected
1,1,2,2-Tetrachloroethane	0.50	Not Detected	3.4	Not Detected
Propylbenzene	0.50	Not Detected	2.4	Not Detected
4-Ethyltoluene	0.50	Not Detected	2.4	Not Detected
1,3,5-Trimethylbenzene	0.50	Not Detected	2.4	Not Detected
1,2,4-Trimethylbenzene	0.50	Not Detected	2.4	Not Detected
1,3-Dichlorobenzene	0.50	0.089 J	3.0	0.53 J
1,4-Dichlorobenzene	0.50	0.10 J	3.0	0.60 J
alpha-Chlorotoluene	0.50	0.074 J	2.6	0.38 J
1,2-Dichlorobenzene	0.50	0.12 J	3.0	0.70 J
1,2,4-Trichlorobenzene	2.0	0.33 J	15	2.5 J
Hexachlorobutadiene	2.0	Not Detected	21	Not Detected
Butane	2.0	Not Detected	4.8	Not Detected
Isopentane	2.0	Not Detected	5.9	Not Detected

J = Estimated value.

Container Type: NA - Not Applicable

Surrogates	%Recovery	Method Limits
Toluene-d8	94	70-130
1,2-Dichloroethane-d4	92	70-130
4-Bromofluorobenzene	97	70-130

Air Toxics LTD.
Laboratory Services Since 1989

Client Sample ID: CCV

Lab ID#: 1111365A-11A

EPA METHOD TO-15 GC/MS FULL SCAN

File Name:	2112103	Date of Collection: NA
Dil. Factor:	1.00	Date of Analysis: 11/21/11 08:21 AM

Compound	%Recovery
Freon 12	89
Freon 114	88
Chloromethane	102
Vinyl Chloride	100
1,3-Butadiene	105
Bromomethane	112
Chloroethane	97
Freon 11	83
Ethanol	107
Freon 113	86
1,1-Dichloroethene	93
Acetone	101
2-Propanol	104
Carbon Disulfide	100
3-Chloropropene	110
Methylene Chloride	87
Methyl tert-butyl ether	96
trans-1,2-Dichloroethene	90
Hexane	103
1,1-Dichloroethane	89
2-Butanone (Methyl Ethyl Ketone)	96
cis-1,2-Dichloroethene	91
Tetrahydrofuran	103
Chloroform	88
1,1,1-Trichloroethane	88
Cyclohexane	102
Carbon Tetrachloride	89
2,2,4-Trimethylpentane	98
Benzene	89
1,2-Dichloroethane	85
Heptane	98
Trichloroethene	89
1,2-Dichloropropane	90
1,4-Dioxane	96
Bromodichloromethane	91
cis-1,3-Dichloropropene	97
4-Methyl-2-pentanone	108
Toluene	85
trans-1,3-Dichloropropene	100
1,1,2-Trichloroethane	88
Tetrachloroethene	87

Air Toxics LTD.
Laboratory Services Since 1989

Client Sample ID: CCV

Lab ID#: I111365A-11A

EPA METHOD TO-15 GC/MS FULL SCAN

File Name:	**2112103**	**Date of Collection: NA**
Dil. Factor:	**1.00**	**Date of Analysis: 11/21/11 08:21 AM**

Compound	%Recovery
2-Hexanone	106
Dibromochloromethane	95
1,2-Dibromoethane (EDB)	91
Chlorobenzene	92
Ethyl Benzene	101
m,p-Xylene	102
o-Xylene	103
Styrene	106
Bromoform	101
Cumene	96
1,1,2,2-Tetrachloroethane	89
Propylbenzene	96
4-Ethyltoluene	104
1,3,5-Trimethylbenzene	98
1,2,4-Trimethylbenzene	102
1,3-Dichlorobenzene	89
1,4-Dichlorobenzene	90
alpha-Chlorotoluene	106
1,2-Dichlorobenzene	87
1,2,4-Trichlorobenzene	70
Hexachlorobutadiene	72
Butane	97
Isopentane	104

Container Type: NA - Not Applicable

Surrogates	%Recovery	Method Limits
Toluene-d8	100	70-130
1,2-Dichloroethane-d4	100	70-130
4-Bromofluorobenzene	103	70-130

Air Toxics LTD.
Laboratory Services Since 1989

Client Sample ID: CCV

Lab ID#: 1I11365A-11B

EPA METHOD TO-15 GC/MS FULL SCAN

File Name:	2112210	Date of Collection: NA
Dil. Factor:	1.00	Date of Analysis: 11/22/11 01:19 PM

Compound	%Recovery
Freon 12	74
Freon 114	81
Chloromethane	89
Vinyl Chloride	88
1,3-Butadiene	95
Bromomethane	100
Chloroethane	90
Freon 11	71
Ethanol	101
Freon 113	81
1,1-Dichloroethene	95
Acetone	94
2-Propanol	98
Carbon Disulfide	75
3-Chloropropene	96
Methylene Chloride	82
Methyl tert-butyl ether	97
trans-1,2-Dichloroethene	93
Hexane	94
1,1-Dichloroethane	84
2-Butanone (Methyl Ethyl Ketone)	95
cis-1,2-Dichloroethene	91
Tetrahydrofuran	95
Chloroform	77
1,1,1-Trichloroethane	77
Cyclohexane	98
Carbon Tetrachloride	77
2,2,4-Trimethylpentane	86
Benzene	86
1,2-Dichloroethane	75
Heptane	90
Trichloroethene	85
1,2-Dichloropropane	84
1,4-Dioxane	92
Bromodichloromethane	80
cis-1,3-Dichloropropene	92
4-Methyl-2-pentanone	96
Toluene	80
trans-1,3-Dichloropropene	95
1,1,2-Trichloroethane	86
Tetrachloroethene	87

Air Toxics LTD.
Laboratory Services Since 1989

Client Sample ID: CCV

Lab ID#: 1111365A-11B

EPA METHOD TO-15 GC/MS FULL SCAN

File Name:	2112210	Date of Collection: NA
Dil. Factor:	1.00	Date of Analysis: 11/22/11 01:19 PM

Compound	%Recovery
2-Hexanone	99
Dibromochloromethane	88
1,2-Dibromoethane (EDB)	88
Chlorobenzene	84
Ethyl Benzene	93
m,p-Xylene	94
o-Xylene	94
Styrene	99
Bromoform	92
Cumene	88
1,1,2,2-Tetrachloroethane	80
Propylbenzene	86
4-Ethyltoluene	96
1,3,5-Trimethylbenzene	89
1,2,4-Trimethylbenzene	93
1,3-Dichlorobenzene	83
1,4-Dichlorobenzene	83
alpha-Chlorotoluene	94
1,2-Dichlorobenzene	83
1,2,4-Trichlorobenzene	84
Hexachlorobutadiene	78
Butane	91
Isopentane	99

Container Type: NA - Not Applicable

Surrogates	%Recovery	Method Limits
Toluene-d8	96	70-130
1,2-Dichloroethane-d4	88	70-130
4-Bromofluorobenzene	102	70-130

Air Toxics LTD.
Laboratory Services Since 1989

Client Sample ID: LCS

Lab ID#: 1111365A-12A

EPA METHOD TO-15 GC/MS FULL SCAN

File Name:	**2112104**	**Date of Collection: NA**
Dil. Factor:	**1.00**	**Date of Analysis: 11/21/11 09:03 AM**

Compound	%Recovery
Freon 12	82
Freon 114	85
Chloromethane	97
Vinyl Chloride	94
1,3-Butadiene	99
Bromomethane	106
Chloroethane	95
Freon 11	80
Ethanol	98
Freon 113	86
1,1-Dichloroethene	103
Acetone	96
2-Propanol	90
Carbon Disulfide	91
3-Chloropropene	114
Methylene Chloride	86
Methyl tert-butyl ether	98
trans-1,2-Dichloroethene	99
Hexane	95
1,1-Dichloroethane	87
2-Butanone (Methyl Ethyl Ketone)	85
cis-1,2-Dichloroethene	89
Tetrahydrofuran	95
Chloroform	84
1,1,1-Trichloroethane	85
Cyclohexane	99
Carbon Tetrachloride	86
2,2,4-Trimethylpentane	90
Benzene	86
1,2-Dichloroethane	82
Heptane	94
Trichloroethene	87
1,2-Dichloropropane	85
1,4-Dioxane	88
Bromodichloromethane	88
cis-1,3-Dichloropropene	93
4-Methyl-2-pentanone	101
Toluene	82
trans-1,3-Dichloropropene	99
1,1,2-Trichloroethane	88
Tetrachloroethene	87

Air Toxics LTD.
Laboratory Services Since 1989

Client Sample ID: LCS

Lab ID#: 1111365A-I2A

EPA METHOD TO-15 GC/MS FULL SCAN

File Name:	**2112104**	**Date of Collection: NA**
Dil. Factor:	**1.00**	**Date of Analysis: 11/21/11 09:03 AM**

Compound	%Recovery
2-Hexanone	101
Dibromochloromethane	94
1,2-Dibromoethane (EDB)	92
Chlorobenzene	86
Ethyl Benzene	97
m,p-Xylene	98
o-Xylene	98
Styrene	100
Bromoform	96
Cumene	94
1,1,2,2-Tetrachloroethane	89
Propylbenzene	91
4-Ethyltoluene	94
1,3,5-Trimethylbenzene	91
1,2,4-Trimethylbenzene	92
1,3-Dichlorobenzene	85
1,4-Dichlorobenzene	84
alpha-Chlorotoluene	99
1,2-Dichlorobenzene	85
1,2,4-Trichlorobenzene	101
Hexachlorobutadiene	99
Butane	92
Isopentane	99

Container Type: NA - Not Applicable

Surrogates	%Recovery	Method Limits
Toluene-d8	99	70-130
1,2-Dichloroethane-d4	94	70-130
4-Bromofluorobenzene	104	70-130

Air Toxics LTD.
Laboratory Services Since 1989

Client Sample ID: LCSD

Lab ID#: 1111365A-12AA

EPA METHOD TO-15 GC/MS FULL SCAN

File Name:	2112105	Date of Collection: NA
Dil. Factor:	1.00	Date of Analysis: 11/21/11 09:56 AM

Compound	%Recovery
Freon 12	83
Freon 114	87
Chloromethane	97
Vinyl Chloride	96
1,3-Butadiene	100
Bromomethane	105
Chloroethane	94
Freon 11	80
Ethanol	104
Freon 113	87
1,1-Dichloroethene	105
Acetone	97
2-Propanol	89
Carbon Disulfide	90
3-Chloropropene	116
Methylene Chloride	86
Methyl tert-butyl ether	98
trans-1,2-Dichloroethene	102
Hexane	95
1,1-Dichloroethane	88
2-Butanone (Methyl Ethyl Ketone)	84
cis-1,2-Dichloroethene	89
Tetrahydrofuran	95
Chloroform	84
1,1,1-Trichloroethane	85
Cyclohexane	99
Carbon Tetrachloride	86
2,2,4-Trimethylpentane	90
Benzene	87
1,2-Dichloroethane	81
Heptane	95
Trichloroethene	89
1,2-Dichloropropane	85
1,4-Dioxane	89
Bromodichloromethane	86
cis-1,3-Dichloropropene	93
4-Methyl-2-pentanone	100
Toluene	83
trans-1,3-Dichloropropene	98
1,1,2-Trichloroethane	86
Tetrachloroethene	87

Air Toxics LTD.
Laboratory Services Since 1989

Client Sample ID: LCSD

Lab ID#: 1111365A-12AA

EPA METHOD TO-15 GC/MS FULL SCAN

File Name:	**2112105**	**Date of Collection: NA**
Dil. Factor:	**1.00**	**Date of Analysis: 11/21/11 09:56 AM**

Compound	%Recovery
2-Hexanone	99
Dibromochloromethane	92
1,2-Dibromoethane (EDB)	90
Chlorobenzene	85
Ethyl Benzene	94
m,p-Xylene	96
o-Xylene	95
Styrene	98
Bromoform	95
Cumene	92
1,1,2,2-Tetrachloroethane	86
Propylbenzene	88
4-Ethyltoluene	90
1,3,5-Trimethylbenzene	87
1,2,4-Trimethylbenzene	90
1,3-Dichlorobenzene	83
1,4-Dichlorobenzene	83
alpha-Chlorotoluene	96
1,2-Dichlorobenzene	82
1,2,4-Trichlorobenzene	99
Hexachlorobutadiene	96
Butane	93
Isopentane	99

Container Type: NA - Not Applicable

Surrogates	%Recovery	Method Limits
Toluene-d8	100	70-130
1,2-Dichloroethane-d4	92	70-130
4-Bromofluorobenzene	101	70-130

Air Toxics LTD.
Laboratory Services Since 1989

Client Sample ID: LCS

Lab ID#: 1111365A-12B

EPA METHOD TO-15 GC/MS FULL SCAN

File Name:	2112211	Date of Collection: NA
Dil. Factor:	1.00	Date of Analysis: 11/22/11 02:03 PM

Compound	%Recovery
Freon 12	74
Freon 114	79
Chloromethane	85
Vinyl Chloride	87
1,3-Butadiene	88
Bromomethane	98
Chloroethane	87
Freon 11	71
Ethanol	89
Freon 113	82
1,1-Dichloroethene	99
Acetone	86
2-Propanol	81
Carbon Disulfide	81
3-Chloropropene	103
Methylene Chloride	79
Methyl tert-butyl ether	98
trans-1,2-Dichloroethene	102
Hexane	89
1,1-Dichloroethane	82
2-Butanone (Methyl Ethyl Ketone)	83
cis-1,2-Dichloroethene	88
Tetrahydrofuran	87
Chloroform	78
1,1,1-Trichloroethane	79
Cyclohexane	97
Carbon Tetrachloride	79
2,2,4-Trimethylpentane	82
Benzene	86
1,2-Dichloroethane	75
Heptane	87
Trichloroethene	86
1,2-Dichloropropane	82
1,4-Dioxane	88
Bromodichloromethane	81
cis-1,3-Dichloropropene	91
4-Methyl-2-pentanone	92
Toluene	79
trans-1,3-Dichloropropene	95
1,1,2-Trichloroethane	85
Tetrachloroethene	87

Air Toxics LTD.
Laboratory Services Since 1989

Client Sample ID: LCS

Lab ID#: 1111365A-12B

EPA METHOD TO-15 GC/MS FULL SCAN

File Name:	2112211	Date of Collection: NA
Dil. Factor:	1.00	Date of Analysis: 11/22/11 02:03 PM

Compound	%Recovery
2-Hexanone	96
Dibromochloromethane	89
1,2-Dibromoethane (EDB)	88
Chlorobenzene	84
Ethyl Benzene	92
m,p-Xylene	94
o-Xylene	93
Styrene	97
Bromoform	93
Cumene	89
1,1,2,2-Tetrachloroethane	82
Propylbenzene	85
4-Ethyltoluene	89
1,3,5-Trimethylbenzene	86
1,2,4-Trimethylbenzene	89
1,3-Dichlorobenzene	83
1,4-Dichlorobenzene	82
alpha-Chlorotoluene	92
1,2-Dichlorobenzene	83
1,2,4-Trichlorobenzene	115
Hexachlorobutadiene	108
Butane	83
Isopentane	93

Container Type: NA - Not Applicable

Surrogates	%Recovery	Method Limits
Toluene-d8	97	70-130
1,2-Dichloroethane-d4	86	70-130
4-Bromofluorobenzene	100	70-130

Air Toxics LTD.
Laboratory Services Since 1989

Client Sample ID: LCSD

Lab ID#: 1111365A-12BB

EPA METHOD TO-15 GC/MS FULL SCAN

File Name:	**2112212**	**Date of Collection: NA**
Dil. Factor:	**1.00**	**Date of Analysis: 11/22/11 02:35 PM**

Compound	%Recovery
Freon 12	69 Q
Freon 114	76
Chloromethane	77
Vinyl Chloride	82
1,3-Butadiene	85
Bromomethane	93
Chloroethane	83
Freon 11	70
Ethanol	84
Freon 113	81
1,1-Dichloroethene	97
Acetone	86
2-Propanol	80
Carbon Disulfide	80
3-Chloropropene	101
Methylene Chloride	79
Methyl tert-butyl ether	97
trans-1,2-Dichloroethene	101
Hexane	88
1,1-Dichloroethane	82
2-Butanone (Methyl Ethyl Ketone)	82
cis-1,2-Dichloroethene	89
Tetrahydrofuran	87
Chloroform	78
1,1,1-Trichloroethane	78
Cyclohexane	95
Carbon Tetrachloride	79
2,2,4-Trimethylpentane	82
Benzene	85
1,2-Dichloroethane	75
Heptane	87
Trichloroethene	85
1,2-Dichloropropane	81
1,4-Dioxane	86
Bromodichloromethane	80
cis-1,3-Dichloropropene	92
4-Methyl-2-pentanone	90
Toluene	78
trans-1,3-Dichloropropene	96
1,1,2-Trichloroethane	85
Tetrachloroethene	88

Air Toxics LTD.
Laboratory Services Since 1989

Client Sample ID: LCSD

Lab ID#: 1111365A-12BB

EPA METHOD TO-15 GC/MS FULL SCAN

File Name:	**2112212**	**Date of Collection: NA**
Dil. Factor:	**1.00**	**Date of Analysis: 11/22/11 02:35 PM**

Compound	%Recovery
2-Hexanone	96
Dibromochloromethane	89
1,2-Dibromoethane (EDB)	88
Chlorobenzene	84
Ethyl Benzene	91
m,p-Xylene	93
o-Xylene	92
Styrene	96
Bromoform	92
Cumene	88
1,1,2,2-Tetrachloroethane	82
Propylbenzene	85
4-Ethyltoluene	89
1,3,5-Trimethylbenzene	85
1,2,4-Trimethylbenzene	88
1,3-Dichlorobenzene	83
1,4-Dichlorobenzene	81
alpha-Chlorotoluene	93
1,2-Dichlorobenzene	82
1,2,4-Trichlorobenzene	114
Hexachlorobutadiene	107
Butane	77
Isopentane	91

Q = Exceeds Quality Control limits.

Container Type: NA - Not Applicable

Surrogates	%Recovery	Method Limits
Toluene-d8	96	70-130
1,2-Dichloroethane-d4	86	70-130
4-Bromofluorobenzene	103	70-130

1111365

Shell Oil Products Chain Of Custody Record

URS

Air Toxics LTD.
Project Name: Roxana Soil Vapor
Project # 21562593.00010

Lab Vendor #

Please Check Appropriate Box:
☒ ENV. SERVICES ☐ MOTIVA RETAIL ☐ SHELL RETAIL
☐ MOTIVA SD&CM ☐ CONSULTANT ☐ LUBES
☐ SHELL PIPELINE ☐ OTHER _____

Print Bill To Contact Name: Thomas Adams

PO #

INCIDENT # (ENV SERVICES): 9 7 2 1 6 6 4 0

SAP #: 3 4 0 0 6 1

☐ CHECK IF NO INCIDENT # APPLIES

DATE: 18-Nov-11

PAGE: 1 of 1

SAMPLING COMPANY: URS CORPORATION

LOG CODE:

SITE ADDRESS: Street and City: 900 SOUTH CENTRAL AVE – ROXANA

State: IL

GLOBAL ID NO.:

ADDRESS: 1001 HIGHLANDS PLAZA DRIVE WEST - SUITE 300; ST. LOUIS, MO 63110

EDF DELIVERABLE TO (NAME, COMPANY, OFFICE LOCATION): Elizabeth Kunkel, URS, St. Louis

PHONE NO.: 314-743-4179

E-MAIL: elizabeth.kunkel@urs.com

CONSULTANT PROJECT NAME/#: Roxana Soil Vapor

Laboratory Address: Air Toxics, LTD 180 Blue Ravine Road, Suite B, Folsom, CA 95630-4719

TELEPHONE: 314-429-0100

FAX: 314-429-0462

Bill To Contact E-MAIL: thomas.adams@urs.com

SAMPLER NAME(S) (PRINT):

TURNAROUND TIME (CALENDAR DAYS):
☒ STANDARD (14 DAY) ☐ 5 DAYS ☐ 3 DAYS ☐ 2 DAYS ☐ 24 HOURS ☐ RESULTS NEEDED ON WEEKEND

☐ LA - RWQCB REPORT FORMAT ☒ UST AGENCY:

DELIVERABLES: ☐ LEVEL 1 ☐ LEVEL 2 ☐ LEVEL 3 ☒ LEVEL 4 ☐ OTHER (SPECIFY) _____

☒ SHELL CONTRACT RATE APPLIES
☒ STATE REIMBURSEMENT RATE APPLIES
☐ EDD NOT NEEDED
☒ RECEIPT VERIFICATION REQUESTED

REQUESTED ANALYSIS

Turn Around Time: ☒ Normal ☐ Rush Specify

Lab Use Only
Pressurized by:
Date:
Pressurization Gas: N_2 He

LAB USE ONLY	Field Sample Identification	SAMPLING DATE	SAMPLING TIME	Canister Number	Canister Pressure/Vacuum Initial	Final	Receipt	Final (psi)	Modified TO-15 + Butane & Isopentane	ASTM D-1946 + Helium	ASTM D-1946	Sample PID (ppm)
01A	VMP-15-5-111511	11/15/11	1309 - 1346	3793	-29.5	-6.5			X	X		1.6
02A	VMP-15-21.5-111511	11/15/11	1414 - 1447	2505	-30	-7.5			X	X		106.2
03A	VMP-15.5-111511	11/15/11	1515 - 1555	408	-29	-8			X	X		80.7
04A	VMP-12-5-111611	11/16/11	0928 - 1004	2496	-30	-7			X	X		8.9
05A	VMP-12-11.5-111611	11/16/11	1029 - 1103	2727	-30	-8			X	X		36.2
06A	VMP-12-25-111611	11/16/11	1136 - 1207	2384	-29	-7			X	X		140
07A	VMP-25-5-111711	11/17/11	0914 - 0943	5803	-30	-9			X	X		0.4
08A	VMP-25-21-111711	11/17/11	1008 - 1034	3488	-30	-8.5			X	X		125.2
09A	VMP-25-21-111711-DUP	11/17/11	1008 - 1034	5815	-30	-7.5			X	X		125.2

ADDITIONAL NOTES:
- 14 day hold time
- Report results between MDL and RL
- Level IV ECVP

Relinquished by (Signature)	Received by (Signature)	Date	Time
[signature]	FedEx	11/18/11	1700
	[signature]	11.19.11	0940

06/2/06 Revision

CUSTODY SEAL INTACT?
Y N NONE TE

Air Toxics LTD.
Laboratory Services Since 1989

12/14/2011
Mr. Jeff Adams
URS Corporation
1001 Highlands Plaza Dr. West
Suite 300
St. Louis MO 63110

Project Name: Roxana Soil Vapor
Project #: 21562593.00010
Workorder #: 1111365BR1

Dear Mr. Jeff Adams

The following report includes the data for the above referenced project for sample(s) received on 11/19/2011 at Air Toxics Ltd.

The data and associated QC analyzed by Modified ASTM D-1946 are compliant with the project requirements or laboratory criteria with the exception of the deviations noted in the attached case narrative.

Thank you for choosing Air Toxics Ltd. for your air analysis needs. Air Toxics Ltd. is committed to providing accurate data of the highest quality. Please feel free to contact the Project Manager: Kelly Buettner at 916-985-1000 if you have any questions regarding the data in this report.

Regards,

Kelly Buettner

Kelly Buettner
Project Manager

Reviewed
on
12/15/2011

Air Toxics LTD.
Laboratory Services Since 1989

WORK ORDER #: 1111365BR1

Work Order Summary

CLIENT:	Mr. Jeff Adams URS Corporation 1001 Highlands Plaza Dr. West Suite 300 St. Louis, MO 63110	**BILL TO:**	Accounts Payable Austin URS Corporation P.O. BOX 203970 Austin, TX 78720-1088
PHONE:	314-429-0100	**P.O. #**	21562593.00009
FAX:		**PROJECT #**	21562593.00010 Roxana Soil Vapor
DATE RECEIVED:	11/19/2011	**CONTACT:**	Kelly Buettner
DATE COMPLETED:	12/06/2011		
DATE REISSUED:	12/14/2011		

FRACTION #	NAME	TEST	RECEIPT VAC./PRES.	FINAL PRESSURE
01A	VMP-15-5-111511	Modified ASTM D-1946	5.8 "Hg	5 psi
02A	VMP-15-21.5-111511	Modified ASTM D-1946	6.2 "Hg	5 psi
03A	VMP-15-25.5-111511	Modified ASTM D-1946	6.8 "Hg	5 psi
04A	VMP-12-5-111611	Modified ASTM D-1946	5.4 "Hg	5 psi
05A	VMP-12-11.5-111611	Modified ASTM D-1946	6.2 "Hg	5 psi
06A	VMP-12-25-111611	Modified ASTM D-1946	4.4 "Hg	5 psi
07A	VMP-25-5-111711	Modified ASTM D-1946	6.0 "Hg	5 psi
08A	VMP-25-21-111711	Modified ASTM D-1946	6.2 "Hg	5 psi
09A	VMP-25-21-111711-DUP	Modified ASTM D-1946	5.8 "Hg	5 psi
10A	Lab Blank	Modified ASTM D-1946	NA	NA
10B	Lab Blank	Modified ASTM D-1946	NA	NA
11A	LCS	Modified ASTM D-1946	NA	NA
11AA	LCSD	Modified ASTM D-1946	NA	NA

CERTIFIED BY: Linda J. Freeman DATE: 12/14/11

Laboratory Director

Certfication numbers: AZ Licensure AZ0719, CA NELAP - 02110CA, LA NELAP - 02089, NY NELAP - 11291, TX NELAP - T104704434-11-3, UT NELAP -CA009332011-1, WA NELAP - C935
Name of Accrediting Agency: NELAP/Florida Department of Health, Scope of Application: Clean Air Act, Accreditation number: E87680, Effective date: 07/01/11 , Expiration date: 06/30/12.
Air Toxics Ltd. certifies that the test results contained in this report meet all requirements of the NELAC standards

This report shall not be reproduced, except in full, without the written approval of Air Toxics Ltd.

180 BLUE RAVINE ROAD, SUITE B FOLSOM, CA - 95630
(916) 985-1000 . (800) 985-5955 . FAX (916) 985-1020

LABORATORY NARRATIVE
Modified ASTM D-1946
URS Corporation
Workorder# 1111365BR1

Nine 1 Liter Summa Canister samples were received on November 19, 2011. The laboratory performed analysis via Modified ASTM Method D-1946 for Methane and fixed gases in air using GC/FID or GC/TCD. The method involves direct injection of 1.0 mL of sample.

On the analytical column employed for this analysis, Oxygen coelutes with Argon. The corresponding peak is quantitated as Oxygen.

Since Nitrogen is used to pressurize samples, the reported Nitrogen values are calculated by adding all the sample components and subtracting from 100%.

Method modifications taken to run these samples are summarized in the table below. Specific project requirements may over-ride the ATL modifications.

Requirement	*ASTM D-1946*	*ATL Modifications*
Calibration	A single point ealibration is performed using a referenee standard closely matehing the composition of the unknown.	A 3-point calibration eurve is performed. Quantitation is based on a daily calibration standard whieh may or may not resemble the composition of the associated samples.
Reference Standard	The composition of any reference standard must be known to within 0.01 mol % for any component.	The standards used by ATL are blended to a >/= 95% accuracy.
Sample Injection Volume	Components whose concentrations are in excess of 5 % should not be analyzed by using sample volumes greater than 0.5 mL.	The sample container is connected directly to a fixed volume sample loop of 1.0 mL on the GC. Linear range is defined by the ealibration curve. Bags are loaded by vacuum.
Normalization	Normalize the mole percent values by multiplying each value by 100 and dividing by the sum of the original values. The sum of the original values should not differ from 100% by more than 1.0%.	Results are not normalized. The sum of the reported values ean differ from 100% by as much as 15%, either due to analytical variability or an unusual sample matrix.
Precision	Preeision requirements established at each concentration level.	Duplicates should agree within 25% RPD for detections > 5 X's the RL.

Receiving Notes

The Chain of Custody (COC) information for sample VMP-25-5-111711 and VMP-25-21-111711-DUP did not match the information on the canister with regard to canister identification. The client was notified of the discrepancy and the information on the canister was used to process and report the samples.

The Chain of Custody (COC) information for samples VMP-15.5-111511 did not match the entries on the sample tags with regard to sample identification. The information on the sample tag was used to process and report the sample.

Analytical Notes

As per project specific client request the laboratory has reported estimated values for target compound hits that are below the Reporting Limit but greater than the Method Detection Limit.

THE WORK ORDER WAS REISSUED ON 12/14/11 TO CORRECT THE IDENTIFICATION OF SAMPLE VMP-15-25.5-111511.

Definition of Data Qualifying Flags

Seven qualifiers may have been used on the data analysis sheets and indicate as follows:
B - Compound present in laboratory blank greater than reporting limit.
J - Estimated value.
E - Exceeds instrument calibration range.
S - Saturated peak.
Q - Exceeds quality control limits.
U - Compound analyzed for but not detected above the detection limit.
M - Reported value may be biased due to apparent matrix interferences.
File extensions may have been used on the data analysis sheets and indicates as follows:
a-File was requantified
b-File was quantified by a second column and detector
r1-File was requantified for the purpose of reissue

Air Toxics LTD.
Laboratory Services Since 1989

Summary of Detected Compounds
NATURAL GAS ANALYSIS BY MODIFIED ASTM D-1946

Client Sample ID: VMP-15-5-111511

Lab ID#: 1111365BR1-01A

Compound	Rpt. Limit (%)	Amount (%)
Oxygen	0.17	6.6
Nitrogen	0.17	82
Methane	0.00017	0.000091 J
Carbon Dioxide	0.017	11
Helium	0.083	0.0082 J

Client Sample ID: VMP-15-21.5-111511

Lab ID#: 1111365BR1-02A

Compound	Rpt. Limit (%)	Amount (%)
Oxygen	0.17	1.6
Nitrogen	0.17	78
Methane	0.00017	3.9
Carbon Dioxide	0.017	16
Ethane	0.0017	0.0021
Helium	0.084	0.0053 J

Client Sample ID: VMP-15-25.5-111511

Lab ID#: 1111365BR1-03A

Compound	Rpt. Limit (%)	Amount (%)
Oxygen	0.17	13
Nitrogen	0.17	78
Methane	0.00017	0.012
Carbon Dioxide	0.017	5.0
Helium	0.086	4.1

Client Sample ID: VMP-12-5-111611

Lab ID#: 1111365BR1-04A

Compound	Rpt. Limit (%)	Amount (%)

Air Toxics LTD.
Laboratory Services Since 1989

Summary of Detected Compounds
NATURAL GAS ANALYSIS BY MODIFIED ASTM D-1946

Client Sample ID: VMP-12-5-111611

Lab ID#: 1111365BR1-04A

Compound	Rpt. Limit (%)	Amount (%)
Oxygen	0.16	16
Nitrogen	0.16	77
Methane	0.00016	0.00030
Carbon Dioxide	0.016	7.0
Helium	0.082	0.0056 J

Client Sample ID: VMP-12-11.5-111611

Lab ID#: 1111365BR1-05A

Compound	Rpt. Limit (%)	Amount (%)
Oxygen	0.17	12
Nitrogen	0.17	80
Methane	0.00017	0.16
Carbon Dioxide	0.017	7.7

Client Sample ID: VMP-12-25-111611

Lab ID#: 1111365BR1-06A

Compound	Rpt. Limit (%)	Amount (%)
Oxygen	0.16	1.5
Nitrogen	0.16	49
Methane	0.00016	36
Carbon Dioxide	0.016	12
Ethane	0.0016	0.0010 J

Client Sample ID: VMP-25-5-1I1711

Lab ID#: 1111365BR1-07A

Compound	Rpt. Limit (%)	Amount (%)
Oxygen	0.17	11
Nitrogen	0.17	86

Air Toxics LTD.
Laboratory Services Since 1989

Summary of Detected Compounds
NATURAL GAS ANALYSIS BY MODIFIED ASTM D-1946

Client Sample ID: VMP-25-5-111711

Lab ID#: 1111365BR1-07A

Methane	0.00017	0.000071 J
Carbon Dioxide	0.017	3.2

Client Sample ID: VMP-25-21-111711

Lab ID#: 1111365BR1-08A

Compound	Rpt. Limit (%)	Amount (%)
Oxygen	0.17	3.8
Nitrogen	0.17	54
Methane	0.00017	26
Carbon Dioxide	0.017	13
Ethane	0.0017	0.019
Helium	0.084	0.0055 J

Client Sample ID: VMP-25-21-111711-DUP

Lab ID#: 1111365BR1-09A

Compound	Rpt. Limit (%)	Amount (%)
Oxygen	0.17	4.0
Nitrogen	0.17	54
Methane	0.00017	26
Carbon Dioxide	0.017	13
Ethane	0.0017	0.019
Helium	0.083	0.0039 J

Air Toxics LTD.
Laboratory Services Since 1989

Client Sample ID: VMP-15-5-111511

Lab ID#: 1111365BR1-01A

NATURAL GAS ANALYSIS BY MODIFIED ASTM D-1946

File Name:	**9112006**	**Date of Collection:**	**11/15/11 1:46:00 PM**
Dil. Factor:	**1.66**	**Date of Analysis:**	**11/20/11 04:04 PM**

Compound	**Rpt. Limit (%)**	**Amount (%)**
Oxygen	0.17	6.6
Nitrogen	0.17	82
Carbon Monoxide	0.017	Not Detected
Methane	0.00017	0.000091 J
Carbon Dioxide	0.017	11
Ethane	0.0017	Not Detected
Ethene	0.0017	Not Detected
Helium	0.083	0.0082 J

J = Estimated value.

Container Type: 1 Liter Summa Canister

Air Toxics LTD.
Laboratory Services Since 1989

Client Sample ID: VMP-15-21.5-111511

Lab ID#: I11365BR1-02A

NATURAL GAS ANALYSIS BY MODIFIED ASTM D-1946

File Name:	9112007	Date of Collection:	11/15/11 2:47:00 PM
Dil. Factor:	1.69	Date of Analysis:	11/20/11 04:26 PM

Compound	Rpt. Limit (%)	Amount (%)
Oxygen	0.17	1.6
Nitrogen	0.17	78
Carbon Monoxide	0.017	Not Detected
Methane	0.00017	3.9
Carbon Dioxide	0.017	16
Ethane	0.0017	0.0021
Ethene	0.0017	Not Detected
Helium	0.084	0.0053 J

J = Estimated value.

Container Type: 1 Liter Summa Canister

Air Toxics LTD.
Laboratory Services Since 1989

Client Sample ID: VMP-15-25.5-111511

Lab ID#: 1111365BR1-03A

NATURAL GAS ANALYSIS BY MODIFIED ASTM D-1946

File Name:	9112008	Date of Collection:	11/15/11 3:55:00 PM
Dil. Factor:	1.73	Date of Analysis:	11/20/11 04:49 PM

Compound	Rpt. Limit (%)	Amount (%)
Oxygen	0.17	13
Nitrogen	0.17	78
Carbon Monoxide	0.017	Not Detected
Methane	0.00017	0.012
Carbon Dioxide	0.017	5.0
Ethane	0.0017	Not Detected
Ethene	0.0017	Not Detected
Helium	0.086	4.1

Container Type: 1 Liter Summa Canister

Air Toxics LTD.
Laboratory Services Since 1989

Client Sample ID: VMP-12-5-111611

Lab ID#: I111365BR1-04A

NATURAL GAS ANALYSIS BY MODIFIED ASTM D-1946

File Name:	9112009	Date of Collection:	11/16/11 10:04:00 A
Dil. Factor:	1.63	Date of Analysis:	11/20/11 05:11 PM

Compound	Rpt. Limit (%)	Amount (%)
Oxygen	0.16	16
Nitrogen	0.16	77
Carbon Monoxide	0.016	Not Detected
Methane	0.00016	0.00030
Carbon Dioxide	0.016	7.0
Ethane	0.0016	Not Detected
Ethene	0.0016	Not Detected
Helium	0.082	0.0056 J

J = Estimated value.

Container Type: 1 Liter Summa Canister

Air Toxics LTD.
Laboratory Services Since 1989

Client Sample ID: VMP-12-11.5-111611

Lab ID#: 1111365BR1-05A

NATURAL GAS ANALYSIS BY MODIFIED ASTM D-1946

File Name:	9112010	Date of Collection:	11/16/11 11:03:00 A
Dil. Factor:	1.69	Date of Analysis:	11/20/11 05:33 PM

Compound	Rpt. Limit (%)	Amount (%)
Oxygen	0.17	12
Nitrogen	0.17	80
Carbon Monoxide	0.017	Not Detected
Methane	0.00017	0.16
Carbon Dioxide	0.017	7.7
Ethane	0.0017	Not Detected
Ethene	0.0017	Not Detected
Helium	0.084	Not Detected

Container Type: 1 Liter Summa Canister

Air Toxics LTD.
Laboratory Services Since 1989

Client Sample ID: VMP-12-25-111611

Lab ID#: 1111365BR1-06A

NATURAL GAS ANALYSIS BY MODIFIED ASTM D-1946

File Name:	**9112012**	**Date of Collection:**	**11/16/11 12:07:00 P**
Dil. Factor:	**1.57**	**Date of Analysis:**	**11/20/11 06:19 PM**

Compound	**Rpt. Limit (%)**	**Amount (%)**
Oxygen	0.16	1.5
Nitrogen	0.16	49
Carbon Monoxide	0.016	Not Detected
Methane	0.00016	36
Carbon Dioxide	0.016	12
Ethane	0.0016	0.0010 J
Ethene	0.0016	Not Detected
Helium	0.078	Not Detected

J = Estimated value.

Container Type: 1 Liter Summa Canister

Air Toxics LTD.
Laboratory Services Since 1989

Client Sample ID: VMP-25-5-111711

Lab ID#: 1111365BR1-07A

NATURAL GAS ANALYSIS BY MODIFIED ASTM D-1946

File Name:	9112011	Date of Collection:	11/17/11 9:43:00 AM
Dil. Factor:	1.68	Date of Analysis:	11/20/11 05:56 PM

Compound	Rpt. Limit (%)	Amount (%)
Oxygen	0.17	11
Nitrogen	0.17	86
Carbon Monoxide	0.017	Not Detected
Methane	0.00017	0.000071 J
Carbon Dioxide	0.017	3.2
Ethane	0.0017	Not Detected
Ethene	0.0017	Not Detected
Helium	0.084	Not Detected

J = Estimated value.

Container Type: 1 Liter Summa Canister

Air Toxics LTD.
Laboratory Services Since 1989

Client Sample ID: VMP-25-21-111711

Lab ID#: 1111365BR1-08A

NATURAL GAS ANALYSIS BY MODIFIED ASTM D-1946

File Name:	**9112013**	**Date of Collection:**	**11/17/11 10:34:00 A**
Dil. Factor:	**1.69**	**Date of Analysis:**	**11/20/11 06:43 PM**

Compound	**Rpt. Limit (%)**	**Amount (%)**
Oxygen	0.17	3.8
Nitrogen	0.17	54
Carbon Monoxide	0.017	Not Detected
Methane	0.00017	26
Carbon Dioxide	0.017	13
Ethane	0.0017	0.019
Ethene	0.0017	Not Detected
Helium	0.084	0.0055 J

J = Estimated value.

Container Type: 1 Liter Summa Canister

Air Toxics LTD.
Laboratory Services Since 1989

Client Sample ID: VMP-25-21-111711-DUP

Lab ID#: 1111365BR1-09A

NATURAL GAS ANALYSIS BY MODIFIED ASTM D-1946

File Name:	9112014	Date of Collection:	11/17/11 10:34:00 A
Dil. Factor:	1.66	Date of Analysis:	11/20/11 07:15 PM

Compound	Rpt. Limit (%)	Amount (%)
Oxygen	0.17	4.0
Nitrogen	0.17	54
Carbon Monoxide	0.017	Not Detected
Methane	0.00017	26
Carbon Dioxide	0.017	13
Ethane	0.0017	0.019
Ethene	0.0017	Not Detected
Helium	0.083	0.0039 J

J = Estimated value.

Container Type: 1 Liter Summa Canister

Air Toxics LTD.
Laboratory Services Since 1989

Client Sample ID: Lab Blank

Lab ID#: 1111365BR1-10A

NATURAL GAS ANALYSIS BY MODIFIED ASTM D-1946

File Name:	**9112004a**	**Date of Collection: NA**	
Dil. Factor:	**1.00**	**Date of Analysis: 11/20/11 03:19 PM**	

Compound	**Rpt. Limit (%)**	**Amount (%)**
Oxygen	0.10	0.016 J
Nitrogen	0.10	0.081 J
Carbon Monoxide	0.010	Not Detected
Methane	0.00010	Not Detected
Carbon Dioxide	0.010	Not Detected
Ethane	0.0010	Not Detected
Ethene	0.0010	Not Detected

J = Estimated value.

Container Type: NA - Not Applicable

Air Toxics LTD.
Laboratory Services Since 1989

Client Sample ID: Lab Blank

Lab ID#: 1111365BR1-10B

NATURAL GAS ANALYSIS BY MODIFIED ASTM D-1946

File Name:	9112003b	Date of Collection: NA	
Dil. Factor:	1.00	Date of Analysis: 11/20/11 02:53 PM	

Compound	Rpt. Limit (%)	Amount (%)
Helium	0.050	Not Detected

Container Type: NA - Not Applicable

Air Toxics LTD.
Laboratory Services Since 1989

Client Sample ID: LCS

Lab ID#: I111365BR1-11A

NATURAL GAS ANALYSIS BY MODIFIED ASTM D-1946

File Name:	9112002	Date of Collection: NA
Dil. Factor:	1.00	Date of Analysis: 11/20/11 02:30 PM

Compound	%Recovery
Oxygen	98
Nitrogen	100
Carbon Monoxide	99
Methane	98
Carbon Dioxide	100
Ethane	101
Ethene	99
Helium	94

Container Type: NA - Not Applicable

Air Toxics LTD.
Laboratory Services Since 1989

Client Sample ID: LCSD

Lab ID#: 1111365BR1-11AA

NATURAL GAS ANALYSIS BY MODIFIED ASTM D-1946

File Name:	9112024	Date of Collection: NA
Dil. Factor:	1.00	Date of Analysis: 11/21/11 06:49 AM

Compound	%Recovery
Oxygen	101
Nitrogen	103
Carbon Monoxide	101
Methane	100
Carbon Dioxide	103
Ethane	103
Ethene	102
Helium	96

Container Type: NA - Not Applicable

1111365

Shell Oil Products Chain Of Custody Record

URS

Air Toxics LTD.
Project Name: Roxana Soil Vapor
Project # 21562593.00010
Lab Vendor #

Please Check Appropriate Box: ☒ ENV. SERVICES ☐ MOTIVA RETAIL ☐ SHELL RETAIL ☐ MOTIVA SD&CM ☐ CONSULTANT ☐ LUBES ☐ SHELL PIPELINE ☐ OTHER

Print Bill To Contact Name: Thomas Adams
PO #
INCIDENT # (ENV SERVICES): 9 7 2 1 6 6 4 0
SAP #: 3 4 0 0 6 1
☐ CHECK IF NO INCIDENT # APPLIES
DATE: 18-Nov-11
PAGE: 1 of 1

SAMPLING COMPANY: URS CORPORATION
LOG CODE:
SITE ADDRESS: Street and City: 900 SOUTH CENTRAL AVE – ROXANA
State: IL
GLOBAL ID NO.:
ADDRESS: 1001 HIGHLANDS PLAZA DRIVE WEST - SUITE 300; ST. LOUIS, MO 63110
EOF DELIVERABLE TO Name, Company, Office Location: Elizabeth Kunkel, URS, St. Louis
PHONE NO.: 314-743-4179
E-MAIL: elizabeth.kunkel@urs.com
CONSULTANT PROJECT NAME#: Roxana Soil Vapor
Laboratory Address: Air Toxics, LTD 180 Blue Ravine Road, Suite B, Folsom, CA 95630-4719
SAMPLER NAME(S) (PRINT):
TELEPHONE: 314-429-0100
FAX: 314-429-0462
BILL TO CONTACT E-MAIL: thomas.adams@urs.com

TURNAROUND TIME (CALENDAR DAYS): ☒ STANDARD (14 DAY) ☐ 5 DAYS ☐ 3 DAYS ☐ 2 DAYS ☐ 24 HOURS ☐ RESULTS NEEDED ON WEEKEND

☐ LA - RWQCB REPORT FORMAT ☒ UST AGENCY:

DELIVERABLES: ☐ LEVEL 1 ☐ LEVEL 2 ☐ LEVEL 3 ☒ LEVEL 4 ☐ OTHER (SPECIFY)

☒ SHELL CONTRACT RATE APPLIES
☒ STATE REIMBURSEMENT RATE APPLIES
☐ EDD NOT NEEDED
☒ RECEIPT VERIFICATION REQUESTED

REQUESTED ANALYSIS

Turn Around Time: ☒ Normal ☐ Rush Specify

Lab Use Only: Pressurized by: Date: Pressurization Gas: N_2 He

Lab Use Only	Field Sample Identification	Sampling Date	Sampling Time	Canister Number	Canister Pressure/Vacuum Initial	Final	Receipt	Final (psi)	Modified TO-15 + Butane & Isopentane	ASTM D-1946 + Helium	ASTM D-1946	Sample PID (ppm)
01A	VMP-15-5-111511	11/15/11	1309 - 1346	3793	-29.5	-6.5			X	X		1.8
02A	VMP-15-21.5-111511	11/15/11	1414 - 1447	2505	-30	-7.5			X	X		108.2
03A	VMP-15.5-111511	11/15/11	1515 - 1553	408	-29	-8			X	X		80.7
04A	VMP-12-5-111611	11/16/11	0928 - 1004	2496	-30	-7			X	X		8.9
05A	VMP-12-11.5-111611	11/16/11	1029 - 1103	2727	-30	-8			X	X		36.2
06A	VMP-12-25-111611	11/16/11	1136 - 1207	2384	-29	-7			X	X		140
07A	VMP-25-5-111711	11/17/11	0914 - 0943	5803	-30	-9			X	X		0.4
08A	VMP-25-21-111711	11/17/11	1008 - 1034	3488	-30	-8.5			X	X		125.2
09A	VMP-25-21-111711-DUP	11/17/11	1008 - 1034	5815	-30	-7.5			X	X		125.2

ADDITIONAL NOTES:
- 14 day hold time
- Report results between MDL and RL
- Level IV ECVP

Relinquished by (Signature)	Received by (Signature)	Date	Time
[signature]	FedEx	11/18/11	1700
	[signature]	11.19.11	0940

05/2/06 Revision

FedEx
CUSTODY SEAL INTACT?
Y N NONE TEN