Illinois Environmental Protection Agency

Bureau of Land • 1021 North Grand Avenue East • P.O. Box 19276 • Springfield • Illinois • 62794-9276

ILLINOIS EPA RCRA CORRECTIVE ACTION CERTIFICATION

This certification must accompany any document submitted to Illinois EPA in accordance with the corrective action requirements set forth in a facility's RCRA permit. The original and two copies of all documents submitted must be provided.

1.0 Facility Identification

Name: Equilon Enterprises LLC d/b/a/ Shell
County: Madison
Street Address: 900 South Central Ave
Site No. (IEPA): 1191150002
City: Roxana
Site No. (USEPA): ILD080 012 305

2.0 Owner Information

Name: Not Applicable
Mail Address:
City:
State: Zip Code:
Contact Name:
Contact Title:
Phone:

3.0 Operator Information

Name: Equilon Enterprises LLC d/b/a/ Shell
Mail Address: 128 East Center Street
City: Nazareth
State: PA Zip Code: 18064
Contact Name: Leroy Bealer
Contact Title: Senior Program Manager
Phone: 484-632-7955

4.0 Type of Submission (check applicable item and provide requested information, as applicable)

☐ RFI Phase I Workplan/Report
☐ RFI Phase II Workplan/Report
☐ CMP Report;
☒ Other (describe):

IEPA Permit Log No. B-43R
Date of Last IEPA Letter on Project: March 13, 2023
Log No. of Last IEPA Letter on Project: see section 6.0 below
Does this submittal include groundwater information: ☒ Yes ☐ No

Soil Vapor Sampling and SVE Monitoring Report - 1st Quarter 2023

Date of Submittal: April 26, 2023

5.0 Description of Submittal: (briefly describe what is being submitted and its purpose)

Soil Vapor Sampling and SVE Monitoring Report for the 1st Quarter 2023 in the project area located in the Village of Roxana, Illinois.

6.0 Documents Submitted (identify all documents in submittal, including cover letter; give dates of all documents)

Cover letter, RCRA Corrective Action Certification, and Report dated 4/26/2023. Copy of submittal also sent directly to V. Poornaka and A. Al-Janabi of IEPA.

Log No. of Last IEPA Letter on Project: B-43R-CA-99, B-43R-CA-100, B-43R-CA-101, B-43R-CA-103, B-43R-CA-104, B-43R-CA-105

7.0 Certification Statement

(This statement is part of the overall certification being provided by the owner/operator, professional and laboratory in Items 7.1, 7.2 and 7.3 below). The activities described in the subject submittals have been carried out in accordance with procedures approved by Illinois EPA. I certify under penalty of law that this document and all attachments were prepared under my direction or supervision in accordance with a system designed to assure that qualified personnel properly gather and evaluate the information submitted. Based on my inquiry of the person or persons who manage the system, or those persons directly responsible for gathering the information, the information submitted is, to the best of my knowledge and belief, true, accurate, and complete. I am aware that there are significant penalties for submitting false information, including the possibility of fine and imprisonment for knowing violations.

7.1 Owner/Operator Certification

(Must be completed for all submittals. Certification and signature requirements are set forth in 35 IAC 702.126.) All submittals pertaining to the corrective action requirements set forth in a RCRA Permit must be signed by the person designated below (or by a duly authorized representative of that person):

1. For a Corporation, by a principal executive officer of at least the level of vice president.
2. For a Partnership or Sole Proprietorship, by a general partner or the proprietor, respectively.
3. For a Governmental Entity, by either a principal executive officer or a ranking elected official.

A person is a duly authorized representative only if:

1. the authorization is made in writing by a person described above; and
2. the written authorization is provided with this submittal (a copy of a previously submitted authorization can be used).

Owner Signature: _____ Date: _____

Title: _____

Operator Signature: _____ Date: 4/17/2023

Title: **Senior Program Manager**

7.2 Professional Certification (if necessary)

Work carried out in this submittal or the regulations may also be subject to other laws governing professional services, such as the Illinois Professional Land Surveyor Act of 1989, the Professional Engineering Practice Act of 1989, the Professional Geologist Licensing Act, and the Structural Engineering Licensing Act of 1989. No one is relieved from compliance with these laws and the regulations adopted pursuant to these laws. All work that falls within the scope and definitions of these laws must be performed in compliance with them. The Illinois EPA may refer any discovered violation of these laws to the appropriate regulating authority.

Any person who knowingly makes a false, fictitious, or fraudulent material statement, orally or in writing, to the Illinois EPA commits a Class 4 felony. A second or subsequent offense after conviction is a Class 3 felony. (415 ILCS 5/44 (h))

Professional's Signature: _____ Date: 4/18/2023

Professional's Name Wendy Pennington

Address 100 N. Broadway, 20th Floor

City St. Louis

State MO Zip Code 63102

Phone 314-452-8929

Professional's Seal:

LICENSED PROFESSIONAL ENGINEER
WENDY M. PENNINGTON
062.064098
expires 11/30/23
STATE OF ILLINOIS

7.3 Laboratory Certification (if necessary)

The sample collection, handling, preservation, preparation and analysis efforts for which this laboratory was responsible were carried out in accordance with procedures approved by Illinois EPA.

Name of Laboratory Eurofins Environment Testing Northern California, LLC (Eurofins Air Toxi

SepidehSaeed

Signature of Laboratory Responsible Officer

Date: 03/23/2023

Mailing Address of Laboratory

Address 180 Blue Ravine Road, Suite B

City FOLSOM

State CA Zip Code 95630

Name and Title of Laboratory Responsible Officer

AECOM
100 N. Broadway,
20th Floor
St. Louis, MO 63102
www.aecom.com

314 429 0100 tel
314 429 0462 fax

April 26, 2023

Ms. Jacqueline M. Cooperider, PE
Manager, Permit Section
Illinois Environmental Protection Agency
Division of Land Pollution Control
Bureau of Land
1021 North Grand Avenue East
Springfield, Illinois 62702

Soil Vapor Sampling and SVE Monitoring Report – 1st Quarter 2023
Roxana, Illinois
1191150002 – Madison County
Equilon Enterprises LLC d/b/a Shell Oil Products US
Log No. B-43R

Dear Mr. Smith:

On behalf of Equilon Enterprises LLC d/b/a Shell Oil Products US (Shell), AECOM Technical Services, Inc. (AECOM) is submitting the enclosed report for your review. This report includes information required by Condition 11 of the Illinois Environmental Protection Agency's (IEPA) letter dated May 28, 2015.

Electronic copies of this submittal are being sent separately directly to Visal Poornaka and Ali Al-Janabi with the IEPA.

If you have any questions during your review, please contact Leroy Bealer, Shell Senior Program Manager, at leroy.bealer@shell.com (484-632-7955), or Wendy Pennington at wendy.pennington@aecom.com (314-452-8929).

Sincerely,

AECOM, on behalf of Shell Oil Products US

Joe Mayer
Environmental Engineer

Wendy Pennington, PE
Project Manager

Enclosures: RCRA Corrective Action Certification Form and Report (original plus 1 copy)

cc:

Leroy Bealer, Shell
Thomas Morgan, Phillips 66
Visal Poornaka, IEPA, Springfield
Ali Al-Janabi, IEPA, Collinsville
Yuping Ding, Illinois Department of Public Health
Greensfelder, Hemker & Gale P.C.
Repositories – Roxana Public Library, website

AECOM

1st Quarter 2023 Report

Soil Vapor Sampling and SVE Monitoring Report Roxana, IL

Prepared for:
Equilon Enterprises LLC dba Shell Oil Products US

Project number: 60697537

April 2023

Delivering a better world

Table of Contents

1 Introduction 1
2 Description of Subsurface Conditions 2
2.1 Geology 2
2.2 Hydrogeology 2
3 Soil Vapor Sampling and Analytical Procedures 4
3.1 Vapor Monitoring Port Sampling 4
3.2 Health & Safety, Decontamination, and Investigation Derived Waste 5
3.3 Sample Handling and Laboratory Testing 5
3.4 Data Quality Review and Data Management 6
4 Soil Vapor Sampling Results 7
4.1 Data Quality Review Results 7
4.2 Soil Vapor Analytical Results 7
4.3 Conceptual Site Model 8
5 Soil Vapor Extraction System Monitoring 10
5.1 SVE System Operations 10
5.2 SVE Maintenance Activities and Modifications 10
5.3 SVE System Monitoring Results 10
5.4 SVE System Operation Evaluation 11
5.5 SVE System Modification Recommendations 16
6 Conclusions 17
7 References 18

Tables

Table 1 Quarterly Groundwater Monitoring Well Gauging Results
Table 2 Soil VMP Depths
Table 3 Soil Vapor Sampling – Tedlar® Sampling Data
Table 4 Soil Vapor Screening Criteria
Table 5 Historical Summary of Soil Vapor Analytical Detections and Screening Results: Village – VOCs
Table 6 Historical Summary of Soil Vapor Analytical Detections and Screening Results: Public Works Yard and WRR – VOCs
Table 7 Historical Summary of Soil Vapor Analytical Results – Natural Gases
Table 8 SVE System Monthly Monitoring – SVE Sampling Data
Table 9 SVE System Monthly Monitoring – VMP Sampling Data
Table 10 SVE System Header and Exhaust Analytical Data

Figures

Figure 1 Investigation Area Location Map
Figure 2 Vapor Monitoring Point Sampling Locations
Figure 3 1Q23 Groundwater Contours
Figure 4 1Q23 Vapor Port Screen Comparison to Groundwater Elevations
Figure 5 1Q23 Summary of Benzene Soil Vapor Analytical Results – Village of Roxana
Figure 6 1Q23 Summary of Benzene Soil Vapor Analytical Results – Roxana Public Works Yard Area
Figure 7 1Q23 Summary of Benzene Soil Vapor Analytical Results – WRR
Figure 8 1Q23 Cross-Section with Benzene Soil Vapor Analytical Results – Chaffer Avenue
Figure 9 1Q23 Benzene Soil Vapor Distribution – 5 ft bgs
Figure 10 1Q23 Benzene Soil Vapor Distribution – 10 ft bgs
Figure 11 1Q23 Benzene Soil Vapor Distribution – 25 ft bgs
Figure 12 1Q23 Dissolved Phase Benzene Concentrations in Groundwater
Figure 13 SVE System Layout

Appendices

Appendix A Site Background and Regulatory History
Appendix B Benzene and Methane Charts
Appendix C SVE System Operating Efficiency and Maintenance Chronology
Appendix D SVE System Leg Flow Rates
Appendix E Total Header Hydrocarbon Concentrations
Appendix F SVE System Flow Rate

1 Introduction

AECOM Technical Services, Inc. (AECOM) is submitting this 1st Quarter 2023 Soil Vapor Sampling and SVE Monitoring Report on behalf of Equilon Enterprises LLC dba Shell Oil Products US (Shell). Shell has been conducting a subsurface investigation in the Village of Roxana in the area generally bounded by the alley north of East 1st Street, the Roxana Public Works Yard, Illinois Route 111, and the property boundary (a/k/a West Fenceline [WFL]) of the WRB Refining, LP (WRB) Wood River Refinery (WRR) (**Figure 1**). Additional investigation has been conducted inside the WRR; this work was conducted in cooperation with WRB/Phillips 66 (P66). For the purposes of presentation in this report only, the combined area is collectively referred to as the "Investigation Area." The Investigation Area includes a portion of a residential area in the Village of Roxana, Roxana Public Works Yard, and the adjoining portions of the WRR. For the purposes of this report, the term "Village" is used to denote the residential area generally bounded by the alley north of East 1st Street (north), 8th Street (south), Chaffer Avenue (east), and Illinois Route 111 (South Central Avenue) (west). The Investigation Area and locations of VMPs in the soil vapor sampling network are presented on **Figure 2.** Site background information and regulatory history are presented in **Appendix A**.

2 Description of Subsurface Conditions

This section summarizes the current understanding of the Investigation Area geology and hydrogeology.

2.1 Geology

The Investigation Area is located approximately 1.5 miles east of the Mississippi River within the American Bottoms floodplain. The surface topography is generally flat; however, it slopes downward to the west-southwest in the southwestern portion of the Village, with a total drop in elevation of approximately 15 feet across the area.

The ground surface in the Village within the Investigation Area, where not developed with structures, is primarily grass covered with paved (i.e., chip and seal, asphalt, etc.) alleys and streets. Beneath any man-made fill material, the subsurface conditions generally consist of silty clay underlain by sands to the depths investigated.

Subsurface stratigraphy within the Investigation Area generally consists of the following materials, from the ground surface down.

- Fill – (mainly clay, some gravel and cinders, etc.) Extends from the surface to approximately six feet below ground surface (bgs).
- Clay/Silt – (primarily silty clay) Where present, the clay generally extends from the base of the fill to approximately 12 feet bgs.
- Sand – (consisting primarily of fine to medium grained (which coarsens with depth) sand with some silt and clay, especially at the shallower depths). The sand begins at the base of the clay (or base of the fill if the clay is not present) and extends to the total depth of the borings.

Discontinuous lower permeability lenses of clay with some silt and sand are occasionally present. These lenses vary in thickness from 1 inch to a few feet and do not appear to be laterally (or vertically) extensive.

Cross-sections depicting the underlying geology were previously presented in the Dissolved Phase Groundwater Investigation and P-60 Free Phase Product Delineation Report (URS, 2010a). These cross-sections were developed based on information provided on cone penetration test (CPT) logs and soil boring logs. A modified cross-section presenting analytical data is discussed in **Section 4.3** of this report.

2.2 Hydrogeology

Groundwater in the sand underlying the Investigation Area is the primary source for large volume water production in the area (e.g., industrial and municipal supply). Prior to development in the area, the natural movement of groundwater was toward the west (toward the Mississippi River). Since development in the area, groundwater pumping has altered the groundwater flow in the area to flow toward nearby pumping wells (e.g., WRR, British Petroleum [BP], etc.).

The water table encountered during the 1st Quarter 2023 (1Q23) was at a depth of approximately 26 to 41 feet bgs (approximate elevation of 402.1 to 404.5 North American Vertical Datum [NAVD 88]). The variation in depth of groundwater from the ground surface is partially due to a change in surface elevation across the Investigation Area. As a result, there is generally a 15 to 30 foot thick vadose (unsaturated) zone in the sand. Groundwater levels in most wells in the vicinity of the West Fenceline have fallen approximately 0.75 feet since the 4Q22 gauging event. Water level measurements collected during the 1Q23 groundwater gauging event and historical water level measurements collected over the past three years are provided in **Table 1**. Depth to product (if present) and depth to water were noted

in electronic format using Dell Rugged laptop computers (computer), or similar, and on groundwater field gauging sheets.

There are discontinuous low permeability silt and clay lenses above the water table (approximately 20 to 30 feet bgs) mixed with silt and sand. These lenses are isolated and limited in occurrence. There are additional discontinuous clay lenses at a depth of approximately 35 to 45 feet bgs localized in the area between East 2nd and 4th Street and Chaffer Avenue. These may be above or below the water table depending on groundwater conditions. As a result, the groundwater contours displayed on **Figures 3 and 4** show a slight mounding in this area.

The potentiometric surface observed during the 1Q23 comprehensive groundwater monitoring well gauging[1] (**Figure 3**) illustrates groundwater flow within the Village and WRR. **Figure 4** provides the groundwater potentiometric surface for the Investigation Area in 1Q23.

[1] 1Q23 comprehensive groundwater monitoring well gauging performed January 3-4, 2023.

3 Soil Vapor Sampling and Analytical Procedures

The 1Q23 soil vapor sampling event was performed in accordance with ASTM D-7663-18 and applicable site-specific Standard Operating Procedures (SOPs) that incorporate previous IEPA comments, conditions, and/or modifications. Current SOPs are provided to the IEPA as updates are made. The 1Q23 soil vapor sampling event was conducted January 18-27, 2023.

3.1 Vapor Monitoring Port Sampling

The soil vapor sampling network currently consists of 61 VMP locations (**Figure 2**), of which 44 locations are currently being utilized for quarterly sampling. VMPs in the quarterly sampling program are generally screened at four depths[2] at each location. The individual VMPs are labeled and color-coded in the field from shallow to deep by using the color scheme of yellow (1st interval), blue (2nd interval), green (3rd interval), and red (4th interval). Additional VMPs installed as part of a supplemental sampling event in 2nd Quarter 2010 (2Q10) are color-coded white (10-foot depth). Vapor ports installed during 3Q11 and 4Q11 do not have the shallow (5-foot depth) port included and begin with the blue interval port. Soil VMP depths are provided in **Table 2**.

Saturated VMP Screens – The groundwater monitoring well gauging results suggested that 12 of the VMP screens were submerged beneath the water table (or a temporary water condition) during 1Q23; details are provided below.

- Two 1st interval VMP, VMP-3-5 and VMP-55-5, held vacuum during the attempted purge and were most likely submerged. The screen for VMP-55-5 is within fill material, and it is not unusual for shallow water to be trapped in the fill.
- Two 2nd interval VMPs, VMP-25-9.5 and VMP-55-10, held vacuum during the attempted purge and were most likely submerged. The screens for VMP-25-9.5 and VMP-55-10 are within fill material, and it is not unusual for shallow water to be trapped in the fill.
- Two 3rd interval VMPs, VMP-1-23.5 and VMP-25-21, held vacuum during the attempted purge and were most likely submerged.
- Six 4th interval VMPs, VMP-1-38.5, VMP-2-42, VMP-4-39, VMP-54-30, VMP-55-30, and VMP-64-28 held vacuum during the attempted purge and were most likely submerged.

VMPs that were submerged and could not be sampled during 1Q23 are identified on **Figures 4 through 7**.

Re-samples – There were no re-samples in 1Q23.

Field measurements from this event and the previous three quarterly events are provided on **Table 3**.

VMP-29 and VMP-30

VMP-29 and VMP-30 were abandoned in January 2023 prior to the quarterly sampling event. These VMPs were constructed of PVC and were located in the footprint of the thermal treatment zone of the steam enhanced extraction system (SEE), which is currently under construction at the time of this report's submittal. VMP-29 and VMP-30 were abandoned because their PVC casings would have been thermally deformed had they remained in place during SEE operation (AECOM, 2022c).

[2] With the exception of single shallow ports at VMP-17, 18, 19, three ports at VMP-41 through VMP-45, VMP-56, and five ports at VMP-3.

3.2 Health & Safety, Decontamination, and Investigation Derived Waste

Health & Safety

The quarterly sampling activities were performed in accordance with the project-specific Health and Safety Plan (HASP), dated February 2, 2022 (AECOM, 2022d).

Prior to beginning site work and at the start of work each day, a daily safety meeting was held. The purpose of this meeting was to discuss the day's planned activities and to address any potential health and safety concerns. As a part of the daily safety meeting, job safety analyses (now known as Task Hazard Assessments [THAs]) were prepared to address task specific safety concerns.

Field personnel primarily wore U.S. Environmental Protection Agency (USEPA) modified Level D personal protective equipment (PPE), which included hard hat, steel-toed boots, safety glasses, etc. In addition, work within the WRR was performed wearing flame retardant clothing (FRCs) per WRR requirements (in areas where required).

A PID with a 10.6 electron volt (eV) probe, combustible gas indicator (CGI), UltraRAE 3000 with benzene specific measuring tubes, and individual hydrogen sulfide gas detectors (for locations inside WRR) were used as needed during the field activities to monitor air quality. Field instruments were calibrated prior to use each day in accordance with the manufacturer's specifications.

Decontamination

Field personnel and equipment underwent decontamination procedures to ensure the health and safety of those present, to maintain sample integrity, and to minimize cross-contamination. Non-disposable/reusable sampling equipment (e.g., compression fittings) was decontaminated prior to the collection of each analytical sample by spraying with Liquinox® and distilled water. For stainless steel vapor sampling equipment, a 60 mL syringe was attached to the sampling apparatus and ambient air was pumped into the sampling apparatus to remove any internal dust particles or moisture. Personnel and small equipment decontamination were performed at the sample locations.

Investigation Derived Waste

Investigation derived waste (IDW) for this sampling event included PPE and expendable materials (e.g., gloves and tubing), which have a low probability of impact. The expendable materials were collected in trash bags and disposed with municipal waste.

3.3 Sample Handling and Laboratory Testing

Sample Handling

Stainless-steel canisters were labeled with a sample ID, site name, sampler initials, sample date and time, the parameters that were to be analyzed, and pre- and post- vacuum readings. After collection, the samples were logged on a chain-of-custody (COC) form and packaged in an UN-certified box to prevent damage during shipment. The samples were then delivered under the proper COC documentation to the laboratory. Due to the potential flammable nature of the vapor in the stainless-steel canisters, some soil vapor samples were shipped as hazardous materials according to applicable regulations.

Laboratory Testing

Eurofins Air Toxics, Inc. (Eurofins) of Folsom, California conducted the laboratory testing and the following test methods were utilized during this scope of work.

- Volatile Organic Compounds (VOCs) via Modified USEPA Total Organic-15 (TO-15) (including butane and isopentane) for soil vapor, and
- Natural gases (defined for purposes of this report as oxygen, nitrogen, carbon monoxide, methane, carbon dioxide, ethane, and ethene) via Modified ASTM D-1946 + Helium for soil vapor.

AECOM worked with the laboratory to attain reporting limits for compounds that have screening criteria so that, to the extent possible, the reporting limits were less than the screening criteria. In some cases, this necessitated reporting results between the method detection limit (MDL) and reporting limit (RL). Although results reported in this range are "J"-flagged as estimated, these data may be beneficial in cases where analytes would otherwise be reported as non-detect at RLs above screening levels. The laboratory provided AECOM with a list of their “base” RL capability for target analytes. Sample RLs are a product of base RL, pressurization dilution factor, and analytical dilution factor. Thus, the sample RL will increase with increases in the dilution factor. Results that were reported below the RLs but above the MDL were “J”-flagged as estimated concentrations by the laboratory.

3.4 Data Quality Review and Data Management

Laboratory data were provided in electronic form, and analytical data were independently reviewed and qualified by AECOM. One hundred percent of the data were subjected to a data quality review. Evaluation of the data followed procedures outlined in the USEPA National Functional Guidelines for Superfund Organic Methods Data Review (USEPA, 2020). Specific criteria reviewed included sample receipt condition and holding times, method blanks, surrogate spike recoveries, laboratory control samples, results reported from dilutions, and field duplicate results. The laboratory assigned data qualifiers on the basis of their quality control or to indicate sample analysis information (e.g., dilutions). Data qualifiers were also added by AECOM, as appropriate, and are included on the data tables and laboratory result pages. Laboratory reports are included in the project files.

The screening values used were presented in the IEPA’s Tiered Approach to Corrective Action Objectives (TACO) Title 35 – Part 742; Appendix B, Table H: Tier 1 Soil Gas and Groundwater Remediation Objectives for the Indoor Inhalation Exposure Route – Diffusion and Advection for soil vapor effective July 15, 2013 (IEPA, 2013) and are shown on **Table 4**. Not all TO-15 Method constituents have TACO Tier 1 screening criteria.

Field data and documentation collected as part of this scope of work became part of the project file. AECOM maintains the files for the site and the database management system.

4 Soil Vapor Sampling Results

4.1 Data Quality Review Results

A total of 146 investigative samples and 16 field duplicate samples were collected from VMPs for analysis of VOCs (TO-15 analytes) and natural gases. Results qualified by AECOM due to method blank contamination, field duplicate results, and quality control sample recoveries are specified in the data reviews, which are retained in the project file. Based on method blanks, laboratory control sample recoveries, results reported from dilutions, and field duplicate results, soil vapor results reported for the analyses performed were accepted for their intended use.

4.2 Soil Vapor Analytical Results

The following TO-15 analytes were detected at concentrations at or above the reporting limit in soil vapor during the 1Q23 sampling event:

TO-15 Detections	
1,2,4-Trimethy benzene	Dichlorodifluoromethane
1,3,5-Trimethy benzene	Ethanol
2,2,4-Trimethylpentane	Ethy benzene
2-Propanol	Heptane
4-Ethyltoluene	Hexane
Benzene	Isopentane
Bromodichloromethane	m,p-Xylene
Butane	o-Xylene
Carbon Tetrachloride	Tetrachloroethene
Chloroform	Trichloroethene

No analytes were detected at or above the reporting limit for the first time at any VMP in 1Q23. In addition to this list, several analytes were detected at estimated concentrations below the reporting limit. A cumulative tabular summary of the analytical results for the Village is presented in **Table 5**. A cumulative tabular summary of data for the Roxana Public Works Yard and WRR is presented in **Table 6**. Analytical results were compared to the previously mentioned screening values. Sample results from VMP-1 through VMP-9, VMP-18 through VMP-24, VMP-32, VMP-42 through VMP-45, VMP-47 through VMP-54, VMP-56, and VMP-62 through VMP-64 (located near residences in the Village) were compared against the residential screening criteria. Samples from VMP-10 through VMP-17, VMP-25, VMP-29, VMP-30, VMP-41, and VMP-55 (located at or near the Roxana Public Works Yard or WRR) were compared against the industrial/commercial screening criteria. A cumulative tabular summary of the results for natural gases is presented in **Table 7**. **Tables 5, 6, and 7** present results for the reporting quarter plus three previous quarters.

Benzene was selected as the key analyte to characterize soil vapor in the paragraphs below.

Village

Benzene was not detected in 109 of 123 samples. Benzene was detected above the RL in 3 of 123 samples, and was estimated between the MDL and RL in 11 of 123 samples collected in the Village. Concentrations of benzene from locations within the Village ranged from an estimated 0.00074 mg/m^3 (VMP-63-30) to an estimated 0.0072 mg/m^3 (VMP-43-10), with one outlier result of 410 mg/m^3 (VMP-56-38.5; 38.5 ft bgs). The results for samples collected in the Village

indicate that one sample, VMP-56-38.5 (38.5 ft bgs) had a benzene concentration above the residential screening criterion (0.37 mg/m^3). The 1Q23 and historical results for benzene in soil vapor for samples collected in the Village are depicted on **Figure 5.**

Roxana Public Works Yard Area

Benzene was detected above the RL in 0 of 31 samples, and was estimated between the MDL and RL in 0 of 31 samples collected in the Roxana Public Works Yard and the area along Illinois Route 111 and Rand Avenue. The results of samples collected from the Roxana Public Works Yard and area along Illinois Route 111 and Rand Avenue indicate that no samples exceeded the commercial/industrial screening criterion (2.8 mg/m^3) for benzene. The 1Q23 and historical results for benzene in soil vapor for samples collected in the Roxana Public Works Yard are depicted on **Figure 6**.

Wood River Refinery

Benzene was not detected in 3 of 8 samples collected in the WRR. Benzene was detected above the RL in 4 of 8 samples, and was estimated between the MDL and RL in 1 of 8 samples collected in the WRR, and ranged in concentration from an estimated 1.6 mg/m^3 (VMP-12-39) to 370 mg/m^3 (VMP-16-31). The results of samples collected in the WRR indicate that 4 samples exceeded the commercial/industrial screening criterion (2.8 mg/m^3) for benzene (VMP-12-25, VMP-16-13.5, VMP-16-19 and VMP-16-31; 25 ft, 13.5 ft, 19 ft, and 31 ft bgs, respectively). The 1Q23 and historical results for benzene in soil vapor for samples collected in the WRR are depicted on **Figure 7**.

Benzene and Methane Charts

Charts of historical analytical benzene and methane concentrations for each VMP are depicted in **Appendix B**.

Natural Gas (Biogenic) Data

Natural gas data indicate that, where petroleum impacts are present, the concentration of methane increases from shallow to deep sample depths, while oxygen concentrations decrease from shallow to deep sample depths (methane and oxygen are generally inversely correlated in soil vapor). Over time, the trend in oxygen levels in most VMPs has been generally increasing since the SVE system has been operating. Higher oxygen levels (>5%) with lower methane levels indicate an environment capable of supporting aerobic biodegradation (Ririe et al., 1998). 1Q23 oxygen levels were within the range of historical values. A summary of the natural gas results is presented in **Table 7**.

4.3 Conceptual Site Model

Vapor Intrusion

The primary concern for shallow soil gas is the potential for intrusion through basement and/or building slabs. In September 2011, Shell began installation of a full scale SVE system to address the source of these vapors. The system became operational on January 31, 2012, following the completion of the 1st Quarter 2012 (1Q12) sampling effort. The objective of the SVE system is to mitigate vapors along the WFL of the WRR and in the vicinity of the Roxana Public Works Yard. Construction of the Roxana Public Works Yard portion of the SVE system was completed during 4Q12, and this portion became operational on December 3, 2012. Construction of the Red Line Extension portion of the SVE system was completed during 4Q13, and this portion became operational on October 23, 2013. Construction of the Blue Line Extension portion of the SVE system was completed during 4Q14, and this portion became operational on November 5, 2014. Refer to **Section 5** for further discussion on SVE system operation. **Figure 8** presents a cross-section along Chaffer Avenue with a vertical distribution of the benzene concentrations superimposed.

At most locations, oxygen is present in the shallow depths and little or no aromatic hydrocarbons (e.g., BTEX) are present. Carbon dioxide levels are relatively high throughout the soil column at many locations, which supports that degradation of petroleum hydrocarbons is occurring via aerobic biodegradation. Depending on groundwater fluctuations there can be up to 30 feet of open vadose zone which allows for biodegradation of constituents in soil vapor as they slowly diffuse upwards.

C Tech Development Corporation's Mining Visualization System PRO, Version 9.94 (MVS-PRO) was used to model the estimated distribution of benzene in the soil vapor above IEPA TACO screening criteria for 1Q23. **Figures 9**, **10, and 11** present a horizontal distribution of benzene at 5, 10, and 25 ft. bgs, respectively. Contour lines are not depicted on **Figure 9** as sample concentrations at the 5 ft. depth across the study area were below the residential screening criterion (0.37 mg/m^3).

Groundwater Monitoring Well Gauging and Sampling

The results for groundwater monitoring well gauging and sampling are presented in the Interim Groundwater Monitoring Program – 1st Quarter 2023 Report (AECOM, 2023). **Figure 12** presents the estimated distribution of dissolved phase benzene in the groundwater. Light non-aqueous phase liquid (LNAPL) thicknesses, observed during the 1Q23 comprehensive monitoring well gauging, are presented in **Table 1** and shown on **Figure 12**.

VMP-54

Concentrations of chloroform at VMP-54 have increased since the summer of 2020, which coincided with the installation of a pool in the residents' backyard immediately northeast of VMP-54. Increased concentrations of chloroform were not observed at monitoring wells MW-3 or MW-4, which are to the west and east, respectively, of VMP-54 (AECOM, 2023). Chloroform is a common disinfectant byproduct in municipal water and can be present in higher concentrations in chlorinated pool water.

Buckeye Pipeline Release

In November 2020 a gasoline release was discovered at a pipeline owned and operated by Buckeye Partners LP. The release is associated with IEPA Violation Notice L-2021-00084, LPC #1190905036 – Madison County. The release site was located within the Investigation Area off the southeast corner of the Public Works Yard, between WRR North and Main Properties. In the vicinity of the release site, increased petroleum hydrocarbon (PHC) concentrations have been observed at extraction well SVE-27 in the Public Works Yard (see **Table 8**), and increased gasoline-range hydrocarbons have been observed at VMP-12 and VMP-16 (see **Table 6** and **Appendix B**), and groundwater monitoring well P-66 on WRR Main Property (see Interim Groundwater Monitoring Program – 1st Quarter 2023 Report; AECOM, 2023). The approximate location of the release is shown on **Figures 2, 4 to 7, 9 to 11, and 13**. In May 2022 AECOM began collecting monthly Tedlar® samples at VMP-16 during SVE effectiveness monitoring, and the results of these samples are included in **Table 9**.

5 Soil Vapor Extraction System Monitoring

As requested in IEPA's September 13, 2012 letter (IEPA, 2012), this section addresses operation of the SVE system. As such, the discussion in this section will address operation of the SVE system during 1Q23. SVE system history is further discussed in **Appendix A**.

5.1 SVE System Operations

The removal of hydrocarbons at the Investigation Area has continued due to daily operation of the SVE system. Natural gas continues to be used as a supplemental fuel for the RTO. Trends related to hydrocarbon concentrations monitored in the field are expected to continue, and these numbers are expected to improve as the system is operated and/or optimized.

5.2 SVE Maintenance Activities and Modifications

Scheduled system maintenance was performed as outlined in the manufacturers' suggested operations and maintenance (O&M) documents in the SVE Operations and Maintenance Plan – WRB Refining LP, Wood River Refinery & Roxana Public Works Site (AECOM, 2021). The scheduled maintenance includes routine lubrication, inspection of belts, oil levels, and emergency cutoffs, along with water levels and associated switches with the VLS units. The SVE system is shut down during periods of maintenance as a safety precaution. Timing and frequency of maintenance activities is dependent on the specific item. Checking and cleaning of filters and components exposed to dirt and/or the elements were performed as part of a routine weekly inspection. System SVE wells and associated vault inspections were also conducted on a monthly basis. The filters associated with the different system components are changed, as needed.

A chronology of maintenance and operation activities associated with the system during 1Q23 can be found in **Appendix C.**

Activities associated with system maintenance, modifications, and testing were appropriately documented both in the field maintenance log maintained on-site and in the office central (electronic) file.

5.3 SVE System Monitoring Results

The results of field screening samples collected during monthly effectiveness monitoring of the SVE wells and VMPs can be found in **Tables 8 and 9**, respectively. The results of the header and RTO exhaust analytical data can be found in **Table 10**. The data required pursuant to Condition Number 11 of the September 13, 2012 letter are contained in those tables.

SVE Well & VMP Tedlar® Sampling Details:

SVE and VMP well locations sampled during 1Q23 (listed below) are shown on **Figure 13**.

- SVE wells operating during at least one effectiveness monitoring event in 1Q23 were:
  - SVE-20, SVE-30 through SVE-33, SVE-37, and SVE-39 located on WRR North Property.
  - SVE-24 and SVE-27 located in the Roxana Public Works Yard.

- SVE-3R and SVE-45 located in the Village.
- Samples were collected from all operating SVE wells during 1Q23 effectiveness monitoring events.

– Forty-nine VMP locations were sampled monthly during 1Q23 with one duplicate sample taken per twenty samples.
  - VMP-1 through VMP-7, VMP-9, VMP-18, VMP-19, VMP-32, VMP-42, VMP-43, VMP-45, VMP-47 through VMP-54, VMP-56, and VMP-62 through VMP-64 are located in the Village.
  - VMP-12, VMP-33 through VMP-39, VMP-46, VMP-57 through VMP-61, and VMP-65 are located on WRR North Property.
  - VMP-16 is located on WRR Main Property.
  - VMP-10, VMP-11, VMP-13, VMP-14, VMP-17, and VMP-41 are located in the Roxana Public Works Yard.
  - VMP-55 is located on an IDOT right-of-way west of the Roxana Public Works Yard.

With the exception of VMP-3, VMP-17, VMP-18, and VMP-19, VMP locations contain either 3 or 4 screen depths between 5 feet and 42 feet bgs. Location VMP-3 contains 5 screen depths, and locations VMP-17, VMP-18, and VMP-19 contain only one. VMP depths are provided in **Table 2**.

SVE System Monitoring Results:

– Natural gas is used as supplemental fuel for the RTO. See hydrocarbon mass removal calculation discussion details in **Section 5.4**.

– Vacuum measurements are collected monthly at the operating SVE wells and selected VMPs within the Village and WRR. Vacuum influence from the SVE system has been observed at VMP locations along the WFL and in the Roxana Public Works Yard. Vacuum data can be found in **Tables 8 and 9**.

– Air flow data collected from each operating SVE leg located at the RTO were obtained and can be found in **Appendix D**.

– WFL and PW header concentrations and mass removal increased in 1Q23 compared to 4Q22, which coincided with a drop in groundwater levels. System downtime and hydrocarbon mass removal calculation discussion details in **Section 5.4**.

– During 1Q22, LNAPL was observed in SVE-45. The screened interval for this location was installed in the vadose zone above the groundwater table. During 1Q23 less than ¼ gallon of LNAPL was recovered from SVE-45.

5.4 SVE System Operation Evaluation

January			February			March		
Total Time	Total Uptime	Percentage Uptime	Total Time	Total Uptime	Percentage Uptime	Total Time	Total Uptime	Percentage Uptime
744 hours	713.23 hours	95.86%	672 hours	652.91 hours	97.16%	744 hours	735.55 hours	98.86%

During 1Q23 the SVE system experienced four periods of unplanned downtime:

- January 30, 2023, the system shut down due to an air compressor alarm. Total downtime was 30 hours and 44 minutes.

- February 3, 2023, the system experienced downtime associated with a system compressor alarm. Total downtime was 11 hours and 16 minutes.

- March 31-April 1, 2023, the system experienced downtime associated with a power outage. Total downtime was approximately 13 hours and 30 minutes, of which 4 hours and 30 minutes was within 1Q23.

The remainder of downtime in 1Q23 was associated with routine (planned) maintenance activities. A summary table of system downtime by date for 1Q23 and the maintenance log can be found in **Appendix C**.

Due to changing system and environmental conditions, the amount of water introduced into the system varies and can accumulate in the piping which can inhibit air flow. Because water accumulates in the system piping, a periodic "sweeping" of the lines is required to purge the piping of accumulated water. By opening the well cap at the extraction well, ambient air is introduced to the piping at a high rate of flow forcing the water through the piping and sweeping it into the VLS units.

The three supplementary dilution lines associated with the system intake are typically closed. The manual dilution valve is also typically adjusted in small increments (usually <5%) and the system is closely monitored following system adjustments. SVE System blower speed was not adjusted during 1Q23. Blower speed adjustments, manual dilution valve adjustments, and supplemental dilution utilization are noted in **Appendix C**.

Hydrocarbon Mass Removal

The total hydrocarbon mass of soil vapor removed by the SVE system was estimated by measuring the total hydrocarbon concentrations of the extracted soil vapors and the soil vapor flow rates into the SVE system. The results of the header and RTO exhaust analytical data can be found in **Table 10**. A FID calibrated with methane gas was used to measure total hydrocarbon concentrations in samples collected from the WFL Header and the Public Works Header. Total header hydrocarbon concentrations are included in **Appendix E**.

Total soil vapor flow rates were determined by calculating flow rates for the individual SVE legs that carry vapors from the SVE wells to the treatment system. Pressure, differential pressure, and temperature were measured in each leg. This data and Equation 2.7 and Equation 2.8 from USEPA Test Method 2 "Determination of Stack Gas Velocity and Volumetric Flow Rate (Type S Pitot Tube)" (Method 2) were used to calculate flow rates for each leg[3]. The flow rates for the appropriate legs were summed to determine flow rates in the WFL Header and the Public Works Header. Flow rates are included in **Appendix F**. Only flow rates and concentrations samples taken on the same day were used to calculate mass removal.

Hydrocarbon mass removed for the period between each concentration sample was calculated using the following equation:

$$M_{THC} = Q \times 60 \times \varphi \times \frac{M_c}{385.1 \times 10^6} \times h \div 2000$$

$Where$:

$M_{THC} = Hydrocarbon\ mass\ removed\ for\ the\ period\ (tons)$

$Q = Total\ header\ flowrate\ (SCFM)$

$\varphi = Total\ hydrocarbon\ concentration\ (ppmv)$

$M_C = Molecular\ weight\ of\ total\ hydrocarbons\ \left({}^{lb}/_{lb-mole}\right)$

$h = Period\ SVE\ operating\ hours\ (hours)$

$Unit\ conversions$:

$60\ minutes\ per\ hour$

[3] USEPA Method 2 "Determination of Stack Gas Velocity and Volumetric Flow Rate (Type S Pitot Tube)" specifies that a default pitot tube coefficient of 0.99 shall be used to calculate flow if the coefficient is unknown and the tube is designed according to the criteria of Sections 6.7.1 to 6.7.5 of this method. During the 2nd Quarter 2013 (2Q13), a review of the calculation was performed, and it was noted that a 0.67 coefficient should be used for the specific pitot tubes used to collect data at the site. AECOM has corrected the previously calculated mass removal to reflect the 0.67 pitot tube coefficient.

$$\frac{M_c}{385.1 \times 10^6}\ converts\ (ppmv) to\ \left({}^{lb}/_{SCF}\right)$$

$$2000\ pounds\ per\ tons$$

Header analytical results from **Table 10** were used to estimate vapor molecular weights in the WFL and Public Works headers. Based on the soil vapor analytical results of the WFL and Public Works header samples, the calculated molecular weights for this reporting period, 21.5 lb/lb-mole and 21.3 lb/lb-mole for the WFL and Public Works headers, respectively, were used to convert header hydrocarbon volume concentrations (ppmv) to mass concentrations (lb/SCF) in 1Q23.

The molecular weights, which are recalculated every quarter, are the average weight of all samples taken during a given quarter. The conversion from volume concentration (ppmv) to mass concentrations (lb/SCF) was taken from the USEPA document AP-42 Compilation of Air Pollutant Emission Factors, Volume 1: Stationary Point and Area Sources, Fifth Edition, Appendix A (USEPA, 1995). The total hydrocarbon mass removed during each period was summed to determine the quarterly total hydrocarbon mass removed. The mass removed is summarized in the graph and table below.

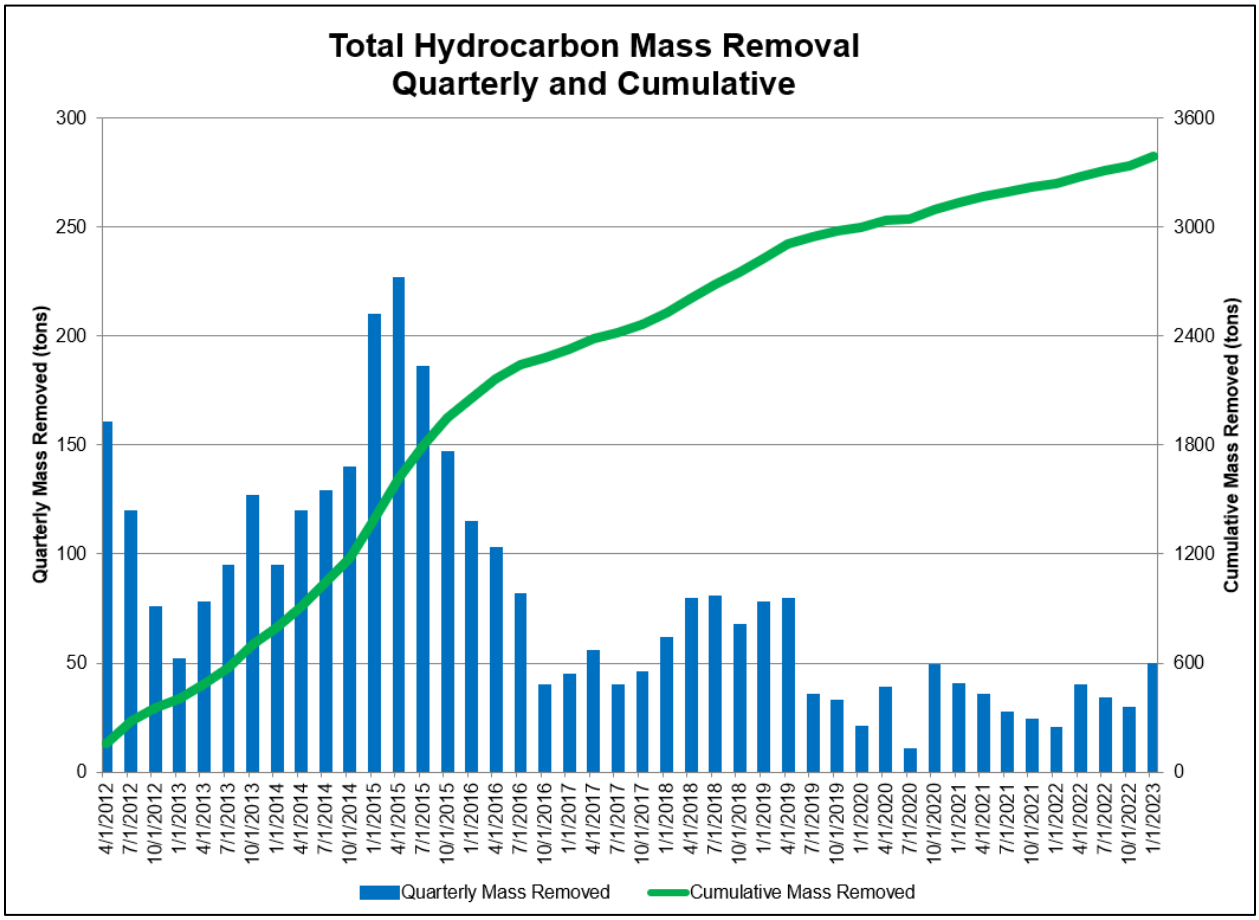

Quarterly Total Hydrocarbon Mass Removed				
Quarter	West Fenceline Mass (tons)	Public Works Mass (tons)	Quarterly Mass (tons)	Cumulative Mass Removed (tons)
2Q12	124	36	160	160
3Q12	96	23	119	279
4Q12	53	22	75	354
1Q13	39	12	51	405
2Q13	60	17	77	482
3Q13	68	26	94	576
4Q13	89	37	126	702
1Q14	72	22	94	796
2Q14	83	36	119	915
3Q14	94	34	128	1,043
4Q14	106	33	139	1,182
1Q15	167	42	209	1,391
2Q15	174	52	226	1,617
3Q15	137	48	185	1,802
4Q15	111	35	146	1,948
1Q16	91	23	114	2,062
2Q16	78	24	102	2,164
3Q16	57	24	81	2,245
4Q16	32	7	39	2,284
1Q17	38	6	44	2,328
2Q17	51	4	55	2,383
3Q17	33	6	39	2,422
4Q17	33	12	45	2,467
1Q18	36	25	61	2,528
2Q18	54	25	79	2,607
3Q18	59	21	80	2,687
4Q18	50	17	67	2,754
1Q19	52	25	77	2,831
2Q19	69	13	79	2,913
3Q19	31	4	35	2,948
4Q19	25	7	32	2,980
1Q20	15	5	20	3,000
2Q20	32	6	38	3,038
3Q20	8	2	10	3,048
4Q20	18	30	48	3,096
1Q21	22	18	40	3,136
2Q21	22	13	35	3,171
3Q21	17	10	27	3,198
4Q21	15	8	23	3,221
1Q22	15	4	19	3,240
2Q22	29	10	39	3,279
3Q22	23	10	33	3,312
4Q22	20	9	29	3,341
1Q23	39	10	49	3,390

Carbon Footprint

Total carbon dioxide (CO_2) mass emitted from operation of the SVE system RTO in 1Q23 was approximately 186.9 tons. Based on a total of 49 tons of total hydrocarbons (THC) removed from the subsurface and treated by the RTO, the CO_2 mass emissions rate in 1Q23 was approximately 3.8 tons per ton THC removed.

Total CO_2 emissions are based on the sum of CO_2 mass emitted from the RTO stack and CO_2 mass emitted by the public utility to provide electricity required for RTO operation. The CO_2 mass emitted from the RTO stack is the sum of CO_2 emitted from combustion of extracted soil vapor and supplemental natural gas required for operation.
The breakdown for CO_2 emissions in 1Q23 is as follows:

- 121.6 tons CO_2 from soil vapor combustion
- 26.0 tons CO_2 from combustion of 4,422 therms of supplemental natural gas[4]
- 39.3 tons CO_2 from 73,318 kWh of electricity assuming 0.486 metric tons (0.536 tons) CO_2 emitted per Net MWh (Ameren, 2022)
- **186.9 tons CO_2 Total**

Total CO_2 emissions resulting from operation of the SVE system in 1Q23 are equivalent to annual CO_2 emissions due to energy use of 20.4 average American households[5]. Historical quarterly and cumulative CO_2 emissions are depicted in the graph below.

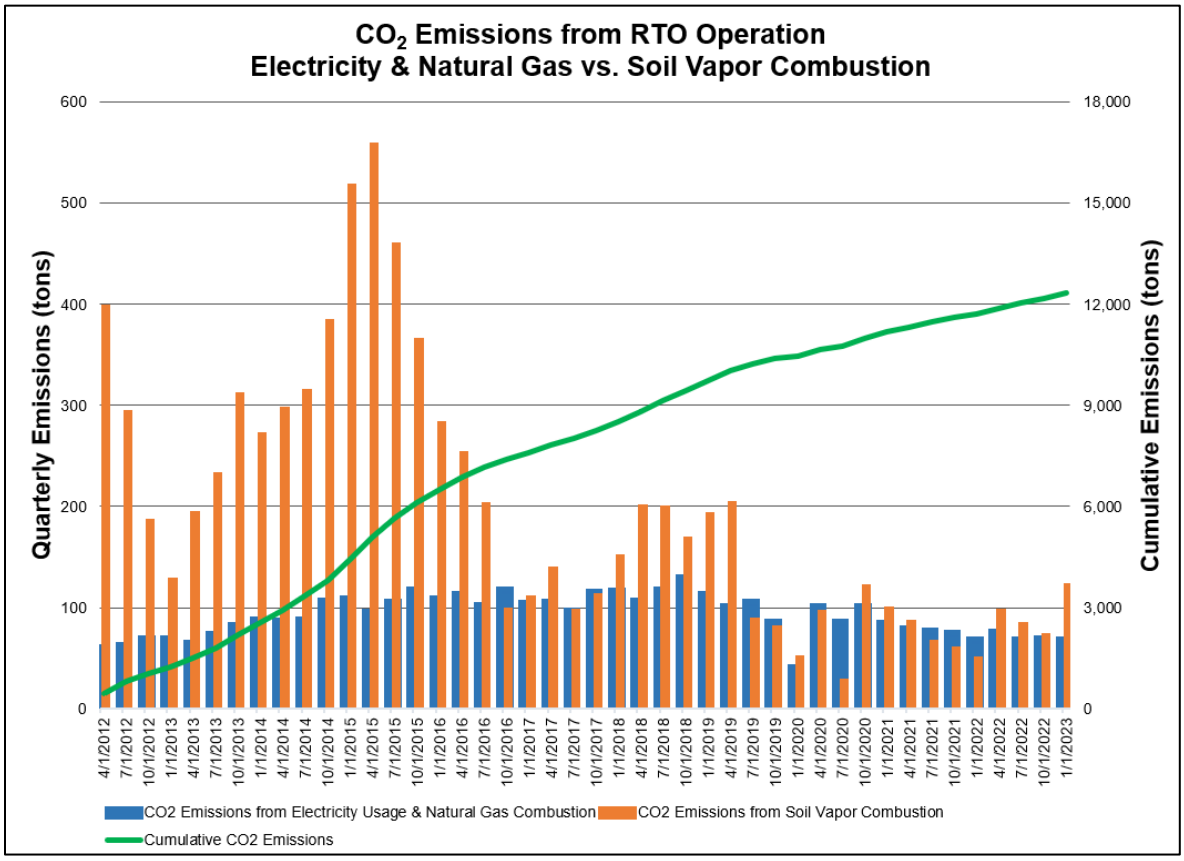

[4] US Environmental Protection Agency (USEPA), July 1998; (USEPA, 1998); AP-42 Compilation of Air Emissions Factors, Volume 1, Chapter 1: External Combustion Sources, Table 1.4-2, Fifth Edition, Supplement D.
[5] Based on annual emissions of 8.3 metric tons of CO_2 associated with the energy use of an average American household (USEPA, 2021).

5.5 SVE System Modification Recommendations

A key focus of the system operators is public and worker safety. Operation of the SVE system will continue with maintenance and system optimization activities. Future monitoring and sampling results from data points associated with the SVE system will be the primary driver of optimization efforts. Optimization efforts could include reduction in dilution air, blower speed adjustment, valve adjustment of individual SVE wells and legs of the SVE system to direct more vacuum to areas with higher hydrocarbon concentrations.

6 Conclusions

AECOM conducted the 1Q23 soil vapor sampling and SVE monitoring efforts on behalf of Shell in the Village, Roxana Public Works Yard, and adjoining portions of the WRR. The following conclusions are based on the data collected during 1Q23:

- Soil vapor samples were collected from 43 locations and 146 ports in the Village, Public Works Yard, and WRR during 1Q23. Due to subsurface water conditions, 12 ports were submerged and unable to be sampled.
    - One sample exceeded the benzene residential screening criterion (0.37 mg/m^3) in the Village, at VMP-56 (38.5 ft bgs). Benzene concentrations ranged from an estimated 0.0074 mg/m^3 to 0.0072 mg/m^3, with one outlier result of 410 mg/m^3 (VMP-56-38.5).
    - Benzene was not detected at any locations in 1Q23 in the Public Works Yard or the area along Illinois Route 111 and Rand Avenue.
    - Sample results exceeded the benzene commercial/industrial screening criterion (2.8 mg/m^3) in the WRR at VMP-12 (25ft bgs) and VMP-16 (13.5, 19 and 31 ft bgs). Benzene concentrations ranged from an estimated 1.6 mg/m^3 to 370 mg/m^3.
- Soil vapor concentrations of petroleum hydrocarbons in the Village have been below Tier 1 criteria from 5 to 30 ft bgs since 1st Quarter 2017.
- Increased PHC concentrations at SVE-27 and increased gasoline-range hydrocarbons at VMP-12 and VMP-16 have been observed in the vicinity of a Buckeye Partners LP pipeline gasoline release (see **Section 4.3**).
- As presented in detail in this report, the SVE system continues to operate with supplemental fuel and has been effective. SVE System operations continue to focus on the Fourth & Chaffer and Public Works Yard areas, in alignment with the IEPA letter dated October 1, 2020 (Log No. B-43R-CA-95, CA-98).
- Assessment of SVE system operations with a focus on Sustainability continued during 1Q23. Preliminary carbon footprint analysis indicates that operating the SVE system in 1Q23, including the contribution from electricity generation, resulted in the emissions of approximately 186.9 tons of CO_2, compared to 49 tons of THC removed from the subsurface.

Limitations:

Shell shall have the right to make and retain copies and use all Work Product provided. However, such use shall be limited to the particular Site and project for which the Work Product is provided. Shell and its agents may release the Work Product to third parties at its sole risk and discretion. This report is based on data, site conditions, and other information that is generally applicable as of the date of this report, and the conclusions and recommendations herein are therefore applicable only to that time frame and to the report in its entirety.

Data may have been provided to AECOM by Shell or a third party and used in preparing this report. AECOM has relied on this information as furnished, and is neither responsible for, nor has confirmed the accuracy of this information.

7 References

AECOM, 2017 (AECOM, 2017a); TACO Tier 3 Demonstration Part 1: Site Characterization Summary; Prepared for Shell Oil Products US (Shell); dated April 6, 2017.

AECOM, 2017 (AECOM, 2017b); TACO Tier 3 Demonstration Part 2: Tier 3 Proposal; Prepared for Shell Oil Products US (Shell); dated April 6, 2017.

AECOM, 2017 (AECOM, 2017c); Supplement to TACO Tier 3 Demonstration; Prepared for Shell Oil Products US (Shell); dated July 14, 2017.

AECOM, 2017 (AECOM, 2017d); TACO Tier 3 Demonstration: Response to Agency Comments Provided between June 30 and October 6, 2017; Prepared for Shell Oil Products US (Shell); dated November 22, 2017.

AECOM, 2021; (AECOM, 2021); SVE Operations and Maintenance Plan – WRB Refining LP, Wood River Refinery & Roxana Public Works Site; Prepared for Shell Oil Products US (Shell); dated March 2021.

AECOM, 2022; (AECOM, 2022a); TACO Tier 3 Demonstration: Response to 10/1/2020 IEPA Comment Letter; Prepared for Shell Oil Products US (Shell); dated January 4, 2022.

AECOM, 2022; (AECOM, 2022b); Public Works Yard Steam Enhanced Extraction Workplan. Prepared for Shell Oil Products US (Shell); dated January 31, 2022.

AECOM, 2022; (AECOM, 2022c); Old Public Works Yard Steam Enhanced Extraction Final Design Report & Construction Work Plan. Prepared for Shell Oil Products US (Shell); dated December 16, 2022.

AECOM, 2022 (AECOM, 2022d); Shell Project HAZWOPER Health and Safety Plan - Rand Avenue, Roxana/Route 111, and WRR Investigation and Remediation; Prepared for Shell Oil Products US (Shell); dated February 2, 2022.

AECOM, 2023; (AECOM, 2023); Interim Groundwater Monitoring Program – 1st Quarter 2023 – Roxana, Illinois; Prepared for Shell Oil Products US (Shell); dated January 2023.

Ameren Corporation, 2022 (Ameren, 2022) EEI-AGA ESG/Sustainability Template. May 2022.

Illinois Environmental Protection Agency (IEPA), 2009; (IEPA, 2009); Letter providing approval with comments and modifications of the Shell, 2009 work plan. Issued to Shell Oil Products US (Shell), dated May 12, 2009.

Illinois Environmental Protection Agency (IEPA), 2010; (IEPA, 2010); Letter providing approval with comments the Shell 2010 Delineation Report. Issued to Shell Oil Products US (Shell), dated August 5, 2010.

Illinois Environmental Protection Agency (IEPA), 2011; (IEPA, 2011); Response to December 31, 2010 submittal. Issued to Shell Oil Products US (Shell), dated March 16, 2011.

Illinois Environmental Protection Agency (IEPA), 2012; (IEPA, 2012); Response to June 13, 2011; July 20, 2011; September 28, 2011, and May 31, 2012 submittals. Issued to Shell Oil Products US (Shell), dated September 13, 2012.

Illinois Environmental Protection Agency (IEPA), 2013; (IEPA, 2013); Tiered Approach to Corrective Action Objectives Title 35 – Part 742; Appendix B, Table H: Tier 1 Soil Gas and Groundwater Remediation Objectives for the Indoor

Inhalation Exposure Route – Diffusion and Advection. Effective July 15, 2013 from www.ipcb.state.il.us/documents/dsweb/Get/Document-38408.

Illinois Environmental Protection Agency (IEPA), 2014; (IEPA, 2014); Response to August 21, 2013; September 13, 2013, and September 19, 2013 submittals. Issued to Shell Oil Products US (Shell), dated April 9, 2014.

Illinois Environmental Protection Agency (IEPA), 2015; (IEPA, 2015); Response to August 16, 2013 and March 4, 2015 submittals. Issued to Shell Oil Products US (Shell), dated May 28, 2015.

Illinois Environmental Protection Agency (IEPA), 2020; (IEPA, 2020); Response to April 6, 2017, July 14, 2017, and November 22, 2017 submittals. Issued to Shell Oil Products US (Shell), dated October 1, 2020.

Illinois Environmental Protection Agency (IEPA), 2022; (IEPA, 2022); Response to Public Works Yard Steam Enhanced Extraction Workplan. Issued to Shell Oil Products US (Shell), dated August 22, 2022.

Ririe, G. T., R. Sweeney, S. Daugherty, and P. Peuron. 1998. A Vapor Transport Model That is Consistent with Field and Laboratory Data. In: Proceedings of the Petroleum Hydrocarbons and Organic Chemicals in Ground Water Conference, American Petroleum Institute and the National Ground Water Association, Houston, TX.

URS Corporation (URS), 2010; (URS, 2010a); Dissolved Phase Groundwater Investigation and P-60 Free Phase Product Delineation Report - Roxana, Illinois; Prepared for Shell Oil Products US (Shell); dated February 18, 2010.

URS Corporation (URS), 2010; (URS, 2010b); Addendum to February 2010 Report - Supplemental Investigation Activities - Roxana, Illinois; Prepared for Shell Oil Products US (Shell); dated September 20, 2010.

URS Corporation (URS), 2011; (URS, 2011a); Soil Vapor Sampling – 1st Quarter 2011 - Roxana, Illinois; Prepared for Shell Oil Products US (Shell); dated June 2011.

URS Corporation (URS), 2011; (URS, 2011b); Conceptual/Final Design Report – Roxana, Illinois; Prepared for Shell Oil Products US (Shell); dated June 2011.

URS Corporation (URS), 2012; (URS, 2012); SVE System Construction Completion Report – Roxana, Illinois; Prepared for Shell Oil Products US (Shell); dated May 2012.

URS Corporation (URS), 2013; (URS, 2013); SVE System Construction Completion Report Addendum – Roxana, Illinois; Prepared for Shell Oil Products US (Shell); dated February 2013.

URS Corporation (URS), 2014; (URS, 2014); SVE System Construction Completion Report Addendum No. 2 – Roxana, Illinois; Prepared for Shell Oil Products US (Shell); dated January 2014.

URS Corporation (URS), 2015; (URS, 2015); SVE System Construction Completion Report Addendum No. 3 – Roxana, Illinois; Prepared for Shell Oil Products US (Shell); dated March 4, 2015.

US Environmental Protection Agency (USEPA), January 1995; (USEPA, 1995); AP-42 Compilation of Air Pollutant Emission Factors, Volume 1: Stationary Point and Area Sources, Fifth Edition, Appendix A.

US Environmental Protection Agency (USEPA), July 1998; (USEPA, 1998); AP-42 Compilation of Air Emissions Factors, Volume 1, Chapter 1: External Combustion Sources, Table 1.4-2, Fifth Edition, Supplement D.

US Environmental Protection Agency (USEPA), November 2020; (USEPA, 2020); Contract Laboratory Program National Functional Guidelines for Superfund Organic Methods Data Review.

US Environmental Protection Agency (USEPA), June 2021; (USEPA, 2021); Greenhouse Gases Equivalencies Calculator – Calculations and References. Accessed June 14, 2021 from https://www.epa.gov/energy/greenhouse-gases-equivalencies-calculator-calculations-and-references.

Tables

SEE LAST PAGE OF TABLE FOR NOTES

TABLE 1
QUARTERLY GROUNDWATER MONITORING WELL GAUGING RESULTS

WELL ID	TOP OF CASING (elev.)	DATE GAUGED	DEPTH TO PRODUCT (ft btoc)	DEPTH TO WATER (ft btoc)	WATER PRODUCT INTERFACE (elev.)	PRODUCT (elev.)	PRODUCT THICKNESS (ft)	CORRECTED WATER LEVEL (elev.)	SCREENED INTERVAL (elev.) (ft btoc)	WELL HEAD PID (ppm)	Comments
MW 01											
2Q2022	442.83	4/5/2022	NE	39.78	NA	NA	NA	403.05	394.03 - 384.03 (48.80 - 58.80)	0.0	*
3Q2022		7/5/2022	NE	38.89	NA	NA	NA	403.94		0.0	*
4Q2022		10/18/2022	NE	39.75	NA	NA	NA	403.08		0.0	*
1Q2023		1/3/2023	NE	40.50	NA	NA	NA	402.33		0.0	*
MW 02											
2Q2022	443.93	4/4/2022	NE	41.13	NA	NA	NA	402.80	394.06 - 384.06 (49.87 - 59.87)	161.2	*
3Q2022		7/5/2022	NE	40.28	NA	NA	NA	403.65		5.0	*
4Q2022		10/17/2022	NE	40.95	NA	NA	NA	402.98		146.7	*
1Q2023		1/3/2023	NE	41.74	NA	NA	NA	402.19		154.2	*
MW 03											
2Q2022	430.23	4/5/2022	NE	26.94	NA	NA	NA	403.29	395.56 - 385.56 (34.67 - 44.67)	0.0	*
3Q2022		7/5/2022	NE	25.89	NA	NA	NA	404.34		0.0	*
4Q2022		10/18/2022	NE	27.05	NA	NA	NA	403.18		0.0	*
1Q2023		1/3/2023	NE	27.80	NA	NA	NA	402.43		0.0	*
MW 04											
2Q2022	441.31	4/5/2022	NE	38.19	NA	NA	NA	403.12	396.25 - 386.25 (45.06 - 55.06)	0.0	*
3Q2022		7/5/2022	NE	37.29	NA	NA	NA	404.02		0.0	*
4Q2022		10/18/2022	NE	38.20	NA	NA	NA	403.11		0.0	*
1Q2023		1/3/2023	NE	38.95	NA	NA	NA	402.36		0.0	*
MW 05											
2Q2022	429.98	4/5/2022	NE	26.62	NA	NA	NA	403.36	396.01 - 386.01 (33.97 - 43.97)	0.0	*
3Q2022		7/6/2022	NE	25.68	NA	NA	NA	404.30		0.0	*
4Q2022		10/18/2022	NE	26.73	NA	NA	NA	403.25		0.0	*
1Q2023		1/3/2023	NE	27.48	NA	NA	NA	402.50		0.0	*
MW 06A											
2Q2022	432.33	4/5/2022	NE	28.70	NA	NA	NA	403.63	398.48 - 388.48 (33.85 - 43.85)	0.0	*
3Q2022		7/6/2022	NE	26.86	NA	NA	NA	405.47		0.0	*
4Q2022		10/18/2022	NE	28.94	NA	NA	NA	403.39		0.0	*
1Q2023		1/3/2023	NE	29.60	NA	NA	NA	402.73		0.0	*
MW 06B											
2Q2022	432.37	4/5/2022	NE	28.76	NA	NA	NA	403.61	368.32 - 363.32 (64.05 - 69.05)	0.0	*
3Q2022		7/6/2022	NE	27.91	NA	NA	NA	404.46		0.0	*
4Q2022		10/18/2022	NE	28.97	NA	NA	NA	403.40		0.0	*
1Q2023		1/3/2023	NE	29.65	NA	NA	NA	402.72		0.0	*
MW 06C											
2Q2022	432.18	4/5/2022	NE	28.53	NA	NA	NA	403.65	347.23 - 342.23 (84.95 - 89.95)	0.0	*
3Q2022		7/6/2022	NE	27.70	NA	NA	NA	404.48		0.0	*
4Q2022		10/18/2022	NE	28.76	NA	NA	NA	403.42		0.0	*
1Q2023		1/3/2023	NE	29.44	NA	NA	NA	402.74		0.0	*
MW 06D											
2Q2022	432.06	4/5/2022	NE	28.39	NA	NA	NA	403.67	327.34 - 322.34 (104.72 - 109.72)	0.0	*
3Q2022		7/6/2022	NE	27.54	NA	NA	NA	404.52		0.0	*
4Q2022		10/18/2022	NE	28.62	NA	NA	NA	403.44		0.0	*
1Q2023		1/3/2023	NE	29.31	NA	NA	NA	402.75		0.0	*
MW 07											
2Q2022	443.31	4/4/2022	NE	40.28	NA	NA	NA	403.03	400.39 - 390.39 (42.92 - 52.92)	2.6	*
3Q2022		7/5/2022	NE	39.37	NA	NA	NA	403.94		0.0	*
4Q2022		10/17/2022	NE	40.22	NA	NA	NA	403.09		0.0	*
1Q2023		1/3/2023	NE	40.98	NA	NA	NA	402.33		0.4	*
MW 08											
2Q2022	434.43	4/5/2022	NE	31.12	NA	NA	NA	403.31	400.83 - 390.83 (33.60 - 43.60)	0.5	*
3Q2022		7/6/2022	NE	30.22	NA	NA	NA	404.21		0.0	*
4Q2022		10/18/2022	NE	31.20	NA	NA	NA	403.23		0.0	*
1Q2023		1/3/2023	NE	31.94	NA	NA	NA	402.49		0.0	*
MW 09											
2Q2022	445.28	4/4/2022	NE	41.43	NA	NA	NA	403.85	399.24 - 389.24 (46.04 - 56.04)	0.0	*
3Q2022		7/5/2022	NE	40.73	NA	NA	NA	404.55		0.0	*
4Q2022		10/17/2022	NE	41.33	NA	NA	NA	403.95		0.0	*
1Q2023		1/3/2023	NE	42.16	NA	NA	NA	403.12		0.0	*

SEE LAST PAGE OF TABLE FOR NOTES

TABLE 1
QUARTERLY GROUNDWATER MONITORING WELL GAUGING RESULTS

WELL ID	TOP OF CASING (elev.)	DATE GAUGED	DEPTH TO PRODUCT (ft btoc)	DEPTH TO WATER (ft btoc)	WATER PRODUCT INTERFACE (elev.)	PRODUCT (elev.)	PRODUCT THICKNESS (ft)	CORRECTED WATER LEVEL (elev.)	SCREENED INTERVAL (elev.) (ft btoc)	WELL HEAD PID (ppm)	Comments
MW 10											
2Q2022	445.06	4/4/2022	NE	41.30	NA	NA	NA	403.76	400.63 - 390.63 (44.43 - 54.43)	0.0	*
3Q2022		7/5/2022	NE	40.28	NA	NA	NA	404.78		0.0	*
4Q2022		10/17/2022	NE	41.26	NA	NA	NA	403.80		0.0	*
1Q2023		1/3/2023	NE	41.99	NA	NA	NA	403.07		0.0	*
MW 11											
2Q2022	442.38	4/5/2022	NE	39.04	NA	NA	NA	403.34	400.72 - 390.72 (41.66 - 51.66)	0.0	*
3Q2022		7/5/2022	NE	38.24	NA	NA	NA	404.14		0.0	*
4Q2022		10/17/2022	NE	38.91	NA	NA	NA	403.47		0.0	*
1Q2023		1/3/2023	NE	39.77	NA	NA	NA	402.61		0.1	*
MW 12											
2Q2022	442.64	4/5/2022	NE	39.54	NA	NA	NA	403.10	400.72 - 390.72 (41.92 - 51.92)	0.0	*
3Q2022		7/5/2022	NE	38.60	NA	NA	NA	404.04		0.0	*
4Q2022		10/17/2022	NE	39.36	NA	NA	NA	403.28		0.0	*
1Q2023		1/3/2023	NE	40.22	NA	NA	NA	402.42		0.0	*
MW 13											
2Q2022	430.30	4/5/2022	NE	26.43	NA	NA	NA	403.87	405.50 - 395.50 (24.80 - 34.80)	71.2	
3Q2022		7/6/2022	NE	25.50	NA	NA	NA	404.80		0.0	
4Q2022		10/18/2022	NE	26.78	NA	NA	NA	403.52		0.0	
1Q2023		1/4/2023	NE	27.80	NA	NA	NA	402.50		0.2	
MW 14											
2Q2022	434.61	4/6/2022	NE	30.85	NA	NA	NA	403.76	401.19 - 391.19 (33.42 - 43.42)	64.5	*
3Q2022		7/7/2022	NE	30.13	NA	NA	NA	404.48		16.6	*
4Q2022		10/19/2022	NE	30.96	NA	NA	NA	403.65		64.8	*
1Q2023		1/4/2023	NE	31.95	NA	NA	NA	402.66		57.6	*
MW 16											
2Q2022	443.60	4/5/2022	NE	40.70	NA	NA	NA	402.90	406.10 - 396.10 (37.50 - 47.50)	0.0	
3Q2022		7/5/2022	NE	39.85	NA	NA	NA	403.75		0.0	
4Q2022		10/17/2022	NE	40.46	NA	NA	NA	403.14		0.0	
1Q2023		1/3/2023	NE	41.27	NA	NA	NA	402.33		0.0	
MW 17											
2Q2022	441.78	4/4/2022	NE	39.09	NA	NA	NA	402.69	407.49 - 392.49 (34.29 - 49.29)	0.0	
3Q2022		7/5/2022	NE	38.39	NA	NA	NA	403.39		0.0	
4Q2022		10/17/2022	NE	38.74	NA	NA	NA	403.04		0.1	
1Q2023		1/3/2023	NE	39.44	NA	NA	NA	402.34		0.0	
MW 18											
2Q2022	442.24	4/4/2022	NE	39.77	NA	NA	NA	402.47	407.32 - 392.32 (34.92 - 49.92)	0.0	
3Q2022		7/5/2022	NE	38.87	NA	NA	NA	403.37		0.0	
4Q2022		10/17/2022	NE	39.33	NA	NA	NA	402.91		0.0	
1Q2023		1/3/2023	NE	40.03	NA	NA	NA	402.21		0.0	
MW 19											
2Q2022	442.98	4/4/2022	NE	40.41	NA	NA	NA	402.57	406.64 - 391.64 (36.34 - 51.34)	0.0	
3Q2022		7/5/2022	NE	39.54	NA	NA	NA	403.44		0.0	
4Q2022		10/17/2022	NE	40.01	NA	NA	NA	402.97		0.0	
1Q2023		1/3/2023	NE	40.77	NA	NA	NA	402.21		0.0	
MW 20											
2Q2022	443.86	4/4/2022	NE	41.22	NA	NA	NA	402.64	407.98 - 392.98 (35.88 - 50.88)	0.0	
3Q2022		7/5/2022	NE	40.36	NA	NA	NA	403.50		0.0	
4Q2022		10/17/2022	NE	40.92	NA	NA	NA	402.94		0.8	
1Q2023		1/3/2023	NE	41.70	NA	NA	NA	402.16		0.0	
MW 21											
2Q2022	444.01	4/4/2022	NE	41.22	NA	NA	NA	402.79	409.00 - 394.00 (35.01 - 50.01)	0.0	
3Q2022		7/5/2022	NE	40.31	NA	NA	NA	403.70		0.0	
4Q2022		10/17/2022	NE	41.04	NA	NA	NA	402.97		0.0	
1Q2023		1/3/2023	NE	41.80	NA	NA	NA	402.21		0.0	
MW 22											
2Q2022	442.38	4/5/2022	NE	39.36	NA	NA	NA	403.02	403.95 - 393.95 (38.43 - 48.43)	0.0	
3Q2022		7/5/2022	NE	38.56	NA	NA	NA	403.82		0.0	
4Q2022		10/17/2022	NE	39.12	NA	NA	NA	403.26		0.1	
1Q2023		1/3/2023	NE	39.93	NA	NA	NA	402.45		0.0	

SEE LAST PAGE OF TABLE FOR NOTES

TABLE 1
QUARTERLY GROUNDWATER MONITORING WELL GAUGING RESULTS

WELL ID	TOP OF CASING (elev.)	DATE GAUGED	DEPTH TO PRODUCT (ft btoc)	DEPTH TO WATER (ft btoc)	WATER PRODUCT INTERFACE (elev.)	PRODUCT (elev.)	PRODUCT THICKNESS (ft)	CORRECTED WATER LEVEL (elev.)	SCREENED INTERVAL (elev.) (ft btoc)	WELL HEAD PID (ppm)	Comments
MW 23											
2Q2022	431.57	4/5/2022	NE	27.98	NA	NA	NA	403.59	402.55 - 392.55 (29.02 - 39.02)	20.0	*
3Q2022		7/6/2022	NE	26.94	NA	NA	NA	404.63		0.0	*
4Q2022		10/18/2022	NE	28.26	NA	NA	NA	403.31		0.0	*
1Q2023		1/3/2023	NE	29.06	NA	NA	NA	402.51		0.0	
MW 24											
2Q2022	443.65	4/5/2022	NE	40.34	NA	NA	NA	403.31	404.04 - 394.04 (39.61 - 49.61)	0.0	
3Q2022		7/7/2022	NE	39.55	NA	NA	NA	404.10		0.0	*
4Q2022		10/17/2022	NE	40.22	NA	NA	NA	403.43		0.0	
1Q2023		1/3/2023	NE	41.07	NA	NA	NA	402.58		0.0	
MW 25											
2Q2022	438.53	4/5/2022	NE	35.34	NA	NA	NA	403.19	402.94 - 392.94 (35.59 - 45.59)	94.1	*
3Q2022		7/5/2022	NE	34.41	NA	NA	NA	404.12		8.9	*
4Q2022		10/18/2022	NE	35.38	NA	NA	NA	403.15		93.3	*
1Q2023		1/3/2023	NE	36.12	NA	NA	NA	402.41		98.6	
MW 26											
2Q2022	441.23	4/5/2022	NE	38.15	NA	NA	NA	403.08	403.08 - 393.08 (38.15 - 48.15)	0.0	
3Q2022		NM	NM	NM	NA	NA	NA	NA		NM	Inaccessible due to parked vehicle.
4Q2022		10/18/2022	NE	38.13	NA	NA	NA	403.10		0.0	*
1Q2023		1/3/2023	NE	38.85	NA	NA	NA	402.38		0.0	
MW 27											
2Q2022	443.60	4/5/2022	NE	39.35	NA	NA	NA	404.25	403.81 - 393.81 (39.79 - 49.79)	0.0	*
3Q2022		7/5/2022	NE	39.08	NA	NA	NA	404.52		0.0	*
4Q2022		10/17/2022	NE	39.08	NA	NA	NA	404.52		0.0	*
1Q2023		1/3/2023	NE	39.86	NA	NA	NA	403.74		0.0	
MW 28											
2Q2022	443.55	4/5/2022	NE	38.45	NA	NA	NA	405.10	409.94 - 399.94 (33.61 - 43.61)	0.0	
3Q2022		7/5/2022	NE	38.27	NA	NA	NA	405.28		0.0	
4Q2022		10/17/2022	NE	38.32	NA	NA	NA	405.23		0.0	
1Q2023		1/3/2023	NE	39.08	NA	NA	NA	404.47		0.0	
P 01											
2Q2022	442.98	4/5/2022	NE	31.60	NA	NA	NA	411.38	380.76 - 375.76 (62.22 - 67.22)	0.0	*
3Q2022		7/7/2022	NE	32.02	NA	NA	NA	410.96		0.0	*
4Q2022		10/18/2022	NE	32.34	NA	NA	NA	410.64		0.0	*
1Q2023		1/3/2023	NE	32.68	NA	NA	NA	410.30		0.0	*
P 4U											
2Q2022	442.74	4/5/2022	NE	32.90	NA	NA	NA	409.84	361.59 - 359.59 (81.15 - 83.15)	0.0	*
3Q2022		7/6/2022	NE	33.35	NA	NA	NA	409.39		0.0	*
4Q2022		10/18/2022	NE	33.69	NA	NA	NA	409.05		0.0	*
1Q2023		1/3/2023	NE	34.09	NA	NA	NA	408.65		0.0	*
P 5L											
2Q2022	444.01	4/5/2022	NE	32.74	NA	NA	NA	411.27	303.61 - 301.61 (140.40 - 142.40)	0.0	*
3Q2022		7/6/2022	NE	33.06	NA	NA	NA	410.95		0.0	*
4Q2022		10/18/2022	NE	33.69	NA	NA	NA	410.32		0.0	*
1Q2023		1/3/2023	NE	34.28	NA	NA	NA	409.73		0.0	*
P 5U											
2Q2022	444.42	4/5/2022	NE	34.02	NA	NA	NA	410.40	313.79 - 311.79 (130.63 - 132.63)	0.0	*
3Q2022		7/6/2022	NE	34.61	NA	NA	NA	409.81		0.0	*
4Q2022		10/18/2022	NE	34.94	NA	NA	NA	409.48		0.0	*
1Q2023		1/3/2023	NE	35.25	NA	NA	NA	409.17		0.0	*
P 6U											
2Q2022	443.63	4/5/2022	NE	33.53	NA	NA	NA	410.10	363.13 - 361.13 (80.50 - 82.50)	0.0	*
3Q2022		7/6/2022	NE	34.00	NA	NA	NA	409.63		0.0	*
4Q2022		10/18/2022	NE	34.44	NA	NA	NA	409.19		0.3	*
1Q2023		1/3/2023	NE	35.02	NA	NA	NA	408.61		0.0	*
P 7U											
2Q2022	444.08	4/5/2022	NE	33.75	NA	NA	NA	410.33	383.00 - 381.00 (61.08 - 63.08)	0.0	*
3Q2022		7/6/2022	NE	34.21	NA	NA	NA	409.87		0.0	*
4Q2022		10/18/2022	NE	34.68	NA	NA	NA	409.40		0.0	*
1Q2023		1/3/2023	NE	35.31	NA	NA	NA	408.77		0.0	*

SEE LAST PAGE OF TABLE FOR NOTES

TABLE 1
QUARTERLY GROUNDWATER MONITORING WELL GAUGING RESULTS

WELL ID	TOP OF CASING (elev.)	DATE GAUGED	DEPTH TO PRODUCT (ft btoc)	DEPTH TO WATER (ft btoc)	WATER PRODUCT INTERFACE (elev.)	PRODUCT (elev.)	PRODUCT THICKNESS (ft)	CORRECTED WATER LEVEL (elev.)	SCREENED INTERVAL (elev.) (ft btoc)	WELL HEAD PID (ppm)	Comments
P 8U											
2Q2022	442.07	4/5/2022	NE	33.81	NA	NA	NA	408.26	382.72 - 380.72 (59.35 - 61.35)	0.0	*
3Q2022		7/6/2022	NE	34.55	NA	NA	NA	407.52		0.0	*
4Q2022		10/18/2022	NE	34.82	NA	NA	NA	407.25		0.5	*
1Q2023		1/3/2023	NE	35.33	NA	NA	NA	406.74		18.4	*
P 9U											
2Q2022	445.20	4/5/2022	NE	38.37	NA	NA	NA	406.83	344.61 - 342.61 (100.59 - 102.59)	0.0	*
3Q2022		7/6/2022	NE	39.36	NA	NA	NA	405.84		0.0	*
4Q2022		10/18/2022	NE	39.51	NA	NA	NA	405.69		0.0	*
1Q2023		1/3/2023	NE	40.14	NA	NA	NA	405.06		0.0	*
P 11L											
2Q2022	442.76	4/5/2022	NE	34.74	NA	NA	NA	408.02	332.55 - 330.55 (110.21 - 112.21)	0.0	*
3Q2022		7/6/2022	NE	35.42	NA	NA	NA	407.34		0.0	*
4Q2022		10/18/2022	NE	35.50	NA	NA	NA	407.26		0.0	*
1Q2023		1/3/2023	NE	35.88	NA	NA	NA	406.88		0.0	*
P 11U											
2Q2022	443.38	4/5/2022	NE	35.38	NA	NA	NA	408.00	343.46 - 341.46 (99.92 - 101.92)	0.0	*
3Q2022		7/6/2022	NE	36.02	NA	NA	NA	407.36		0.0	*
4Q2022		10/18/2022	NE	36.14	NA	NA	NA	407.24		0.0	*
1Q2023		1/3/2023	NE	36.51	NA	NA	NA	406.87		0.0	*
P 14											
2Q2022	443.01	4/5/2022	NE	31.69	NA	NA	NA	411.32	395.54 - 385.54 (47.47 - 57.47)	0.0	*
3Q2022		7/19/2022	NE	32.09	NA	NA	NA	410.92		0.0	*
4Q2022		10/18/2022	NE	32.41	NA	NA	NA	410.60		0.0	*
1Q2023		1/3/2023	NE	32.77	NA	NA	NA	410.24		0.0	*
P 15											
2Q2022	443.88	4/5/2022	NE	33.58	NA	NA	NA	410.30	398.43 - 388.43 (45.45 - 55.45)	0.0	*
3Q2022		7/6/2022	NE	33.98	NA	NA	NA	409.90		0.0	*
4Q2022		10/18/2022	NE	34.36	NA	NA	NA	409.52		0.0	*
1Q2023		1/3/2023	NE	34.73	NA	NA	NA	409.15		0.0	*
P 16											
2Q2022	442.84	4/5/2022	NE	32.77	NA	NA	NA	410.07	397.10 - 387.10 (45.74 - 55.74)	0.0	*
3Q2022		7/6/2022	NE	32.86	NA	NA	NA	409.98		0.0	*
4Q2022		10/18/2022	NE	33.33	NA	NA	NA	409.51		0.0	*
1Q2023		1/3/2023	NE	33.90	NA	NA	NA	408.94		0.0	*
P 43											
2Q2022	444.62	4/5/2022	NE	36.25	NA	NA	NA	408.37	381.06 - 371.06 (63.56 - 73.56)	0.0	*
3Q2022		7/6/2022	NE	36.81	NA	NA	NA	407.81		0.0	*
4Q2022		10/18/2022	NE	36.99	NA	NA	NA	407.63		0.0	*
1Q2023		1/3/2023	NE	37.37	NA	NA	NA	407.25		0.2	*
P 53											
2Q2022	446.57	4/4/2022	NE	40.63	NA	NA	NA	405.94	406.26 - 381.26 (40.31 - 65.31)	0.0	
3Q2022		7/6/2022	NE	38.27	NA	NA	NA	408.30		0.0	*
4Q2022		10/17/2022	NE	40.91	NA	NA	NA	405.66		0.0	
1Q2023		1/3/2023	NE	41.53	NA	NA	NA	405.04		0.0	
P 54											
2Q2022	442.52	4/5/2022	NE	39.06	NA	NA	NA	403.46	404.52 - 379.52 (38.00 - 63.00)	0.0	
3Q2022		7/5/2022	NE	38.19	NA	NA	NA	404.33		0.0	
4Q2022		10/17/2022	NE	38.98	NA	NA	NA	403.54		0.0	
1Q2023		1/3/2023	NE	39.87	NA	NA	NA	402.65		0.0	
P 55R											
2Q2022	444.01	4/4/2022	39.01	39.09	404.92	405.00	0.08	404.98	403.58 - 393.58 (40.43 - 50.43)	209.5	*
3Q2022		7/5/2022	38.60	38.69	405.32	405.41	0.09	405.39		197.6	*
4Q2022		10/17/2022	38.75	38.83	405.18	405.26	0.08	405.24		146.2	*
1Q2023		1/3/2023	39.47	39.55	404.46	404.54	0.08	404.52		112.9	*
P 56											
2Q2022	446.32	4/4/2022	NE	43.66	NA	NA	NA	402.66	405.50 - 380.50 (40.82 - 65.82)	4.8	
3Q2022		7/5/2022	NE	42.88	NA	NA	NA	403.44		258.7	
4Q2022		10/17/2022	NE	43.39	NA	NA	NA	402.93		123.9	
1Q2023		1/3/2023	NE	44.19	NA	NA	NA	402.13		9.0	

SEE LAST PAGE OF TABLE FOR NOTES

TABLE 1
QUARTERLY GROUNDWATER MONITORING WELL GAUGING RESULTS

WELL ID	TOP OF CASING (elev.)	DATE GAUGED	DEPTH TO PRODUCT (ft btoc)	DEPTH TO WATER (ft btoc)	WATER PRODUCT INTERFACE (elev.)	PRODUCT (elev.)	PRODUCT THICKNESS (ft)	CORRECTED WATER LEVEL (elev.)	SCREENED INTERVAL (elev.) (ft btoc)	WELL HEAD PID (ppm)	Comments
P 57											
2Q2022	447.15	4/4/2022	NE	44.30	NA	NA	NA	402.85	402.96 - 392.96 (44.19 - 54.19)	76.1	
3Q2022		7/5/2022	NE	43.53	NA	NA	NA	403.62		125.8	*
4Q2022		10/17/2022	NE	44.21	NA	NA	NA	402.94		113.2	
1Q2023		1/3/2023	NE	44.94	NA	NA	NA	402.21		72.7	
P 58											
2Q2022	445.16	4/4/2022	NE	42.10	NA	NA	NA	403.06	404.95 - 379.95 (40.21 - 65.21)	0.0	
3Q2022		7/5/2022	NE	41.33	NA	NA	NA	403.83		2.0	
4Q2022		10/17/2022	42.13	42.18	402.98	403.03	0.05	403.02		0.1	
1Q2023		1/3/2023	42.82	42.83	402.33	402.34	0.01	402.34		0.1	
P 59											
2Q2022	447.07	4/4/2022	NE	44.52	NA	NA	NA	402.55	399.16 - 374.16 (47.91 - 72.91)	275.2	*
3Q2022		7/5/2022	NE	43.73	NA	NA	NA	403.34		349.5	*
4Q2022		10/17/2022	NE	44.18	NA	NA	NA	402.89		182.8	*
1Q2023		1/3/2023	NE	44.96	NA	NA	NA	402.11		132.6	*
P 60											
2Q2022	446.88	4/4/2022	NE	44.52	NA	NA	NA	402.36	402.23 - 382.23 (44.65 - 64.65)	3.5	*
3Q2022		7/5/2022	NE	43.29	NA	NA	NA	403.59		0.5	*
4Q2022		10/17/2022	NE	43.68	NA	NA	NA	403.20		1.4	*
1Q2023		1/3/2023	NE	44.46	NA	NA	NA	402.42		5.1	*
P 61											
2Q2022	444.66	4/4/2022	NE	42.54	NA	NA	NA	402.12	398.98 - 373.98 (45.68 - 70.68)	74.6	*
3Q2022		7/6/2022	NE	41.94	NA	NA	NA	402.72		83.7	*
4Q2022		10/17/2022	NE	42.18	NA	NA	NA	402.48		113.9	*
1Q2023		1/3/2023	NE	43.06	NA	NA	NA	401.60		34.7	*
P 62											
2Q2022	442.60	4/4/2022	39.82	39.84	402.76	402.78	0.02	402.78	401.13 - 376.13 (41.47 - 66.47)	22.5	*
3Q2022		7/6/2022	39.53	39.55	403.05	403.07	0.02	403.07		40.9	*
4Q2022		10/17/2022	39.73	39.75	402.85	402.87	0.02	402.87		67.2	*
1Q2023		1/3/2023	40.27	41.33	401.27	402.33	1.06	402.12		118.4	*
P 63											
2Q2022	446.06	4/4/2022	43.38	43.39	402.67	402.68	0.01	402.68	398.77 - 373.77 (47.29 - 72.29)	126.1	*
3Q2022		7/8/2022	43.44	43.45	402.61	402.62	0.01	402.62		146.7	*
4Q2022		10/18/2022	43.41	43.42	402.64	402.65	0.01	402.65		38.8	*
1Q2023		1/3/2023	43.96	43.98	402.08	402.10	0.02	402.10		28.4	*
P 64											
2Q2022	446.78	4/4/2022	44.54	44.60	402.18	402.24	0.06	402.23	399.55 - 374.55 (47.23 - 72.23)	78.3	*
3Q2022		7/5/2022	44.72	44.77	402.01	402.06	0.05	402.05		134.2	*
4Q2022		10/17/2022	45.03	45.09	401.69	401.75	0.06	401.74		91.6	*
1Q2023		1/3/2023	45.09	45.18	401.60	401.69	0.09	401.67		12.8	*
P 65											
2Q2022	444.77	4/4/2022	NE	42.12	NA	NA	NA	402.65	397.75 - 372.75 (47.02 - 72.02)	1.6	*
3Q2022		7/6/2022	NE	42.12	NA	NA	NA	402.65		2.9	*
4Q2022		10/17/2022	NE	42.08	NA	NA	NA	402.69		10.5	*
1Q2023		1/3/2023	NE	42.76	NA	NA	NA	402.01		22.3	*
P 66											
2Q2022	437.00	4/6/2022	33.63	34.11	402.89	403.37	0.48	403.27	402.28 - 377.28 (34.72 - 59.72)	240.1	*
3Q2022		7/7/2022	33.00	33.01	403.99	404.00	0.01	404.00		42.6	*
4Q2022		10/19/2022	33.56	34.58	402.42	403.44	1.02	403.24		103.5	*
1Q2023		1/4/2023	34.39	35.91	401.09	402.61	1.52	402.31		159.8	*
P 67											
2Q2022	444.30	4/6/2022	39.93	39.94	404.36	404.37	0.01	404.37	402.32 - 377.32 (41.98 - 66.98)	3.5	*
3Q2022		7/7/2022	39.49	39.52	404.78	404.81	0.03	404.80		0.0	*
4Q2022		10/19/2022	40.11	40.12	404.18	404.19	0.01	404.19		0.9	*
1Q2023		1/4/2023	41.00	41.01	403.29	403.30	0.01	403.30		1.8	*
P 68											
2Q2022	445.38	4/4/2022	42.46	42.54	402.84	402.92	0.08	402.90	401.62 - 376.62 (43.76 - 68.76)	224.0	*
3Q2022		7/7/2022	41.93	42.05	403.33	403.45	0.12	403.43		396.7	*
4Q2022		10/17/2022	42.24	42.28	403.10	403.14	0.04	403.13		172.8	*
1Q2023		1/3/2023	42.97	43.03	402.35	402.41	0.06	402.40		86.2	*

SEE LAST PAGE OF TABLE FOR NOTES

TABLE 1
QUARTERLY GROUNDWATER MONITORING WELL GAUGING RESULTS

WELL ID	TOP OF CASING (elev.)	DATE GAUGED	DEPTH TO PRODUCT (ft btoc)	DEPTH TO WATER (ft btoc)	WATER PRODUCT INTERFACE (elev.)	PRODUCT (elev.)	PRODUCT THICKNESS (ft)	CORRECTED WATER LEVEL (elev.)	SCREENED INTERVAL (elev.) (ft btoc)	WELL HEAD PID (ppm)	Comments
P 69											
2Q2022	443.77	4/4/2022	NE	41.32	NA	NA	NA	402.45	402.95 - 377.95 (40.82 - 65.82)	0.0	
3Q2022		7/6/2022	NE	40.79	NA	NA	NA	402.98		309.0	*
4Q2022		10/17/2022	NE	41.03	NA	NA	NA	402.74		0.0	
1Q2023		1/3/2023	NE	41.79	NA	NA	NA	401.98		1.9	
P 70											
2Q2022	443.11	4/4/2022	NE	40.55	NA	NA	NA	402.56	398.44 - 373.44 (44.67 - 69.67)	182.4	*
3Q2022		7/6/2022	NE	40.20	NA	NA	NA	402.91		302.8	*
4Q2022		10/17/2022	NE	40.39	NA	NA	NA	402.72		188.2	*
1Q2023		1/3/2023	NE	41.20	NA	NA	NA	401.91		113.2	*
P 71											
2Q2022	445.09	4/4/2022	NE	41.47	NA	NA	NA	403.62	402.48 - 377.48 (42.61 - 67.61)	1.4	*
3Q2022		7/6/2022	NE	41.51	NA	NA	NA	403.58		68.7	*
4Q2022		10/17/2022	NE	41.54	NA	NA	NA	403.55		71.9	*
1Q2023		1/3/2023	NE	42.25	NA	NA	NA	402.84		34.8	*
P 72											
2Q2022	444.70	4/4/2022	NE	41.22	NA	NA	NA	403.48	398.93 - 373.93 (45.77 - 70.77)	4.5	*
3Q2022		7/6/2022	NE	40.94	NA	NA	NA	403.76		6.5	*
4Q2022		10/17/2022	NE	41.21	NA	NA	NA	403.49		38.5	*
1Q2023		1/3/2023	NE	41.71	NA	NA	NA	402.99		11.1	*
P 73											
2Q2022	444.02	4/4/2022	NE	41.59	NA	NA	NA	402.43	402.42 - 377.42 (41.59 - 66.59)	72.5	
3Q2022		7/6/2022	NE	41.70	NA	NA	NA	402.32		149.4	
4Q2022		10/19/2022	NE	41.63	NA	NA	NA	402.39		150.0	
1Q2023		1/3/2023	NE	42.10	NA	NA	NA	401.92		29.4	
P 74											
2Q2022	442.93	4/4/2022	NE	40.12	NA	NA	NA	402.81	399.10 - 374.10 (43.83 - 68.83)	0.0	*
3Q2022		7/6/2022	NE	39.87	NA	NA	NA	403.06		0.3	*
4Q2022		10/17/2022	NE	40.19	NA	NA	NA	402.74		1.1	*
1Q2023		1/3/2023	NE	40.54	NA	NA	NA	402.39		0.0	*
P 75											
2Q2022	446.68	4/6/2022	NE	43.57	NA	NA	NA	403.11	403.55 - 378.55 (43.13 - 68.13)	0.0	
3Q2022		7/7/2022	NE	42.99	NA	NA	NA	403.69		38.5	*
4Q2022		10/19/2022	NE	43.62	NA	NA	NA	403.06		0.7	
1Q2023		1/4/2023	NE	44.53	NA	NA	NA	402.15		0.5	
P 82A											
2Q2022	434.94	4/6/2022	NE	27.64	NA	NA	NA	407.30	401.73 - 386.73 (33.21 - 48.21)	0.0	*
3Q2022		7/6/2022	NE	27.12	NA	NA	NA	407.82		0.0	*
4Q2022		10/18/2022	NE	28.10	NA	NA	NA	406.84		0.0	*
1Q2023		1/4/2023	NE	28.92	NA	NA	NA	406.02		0.5	*
P 82B											
2Q2022	434.68	4/6/2022	NE	27.36	NA	NA	NA	407.32	371.88 - 369.88 (62.80 - 64.80)	0.0	*
3Q2022		7/6/2022	NE	26.83	NA	NA	NA	407.85		0.0	*
4Q2022		10/18/2022	NE	27.82	NA	NA	NA	406.86		0.0	*
1Q2023		1/4/2023	NE	28.65	NA	NA	NA	406.03		0.0	*
P 82C											
2Q2022	434.41	4/6/2022	NE	27.06	NA	NA	NA	407.35	351.64 - 349.64 (82.77 - 84.77)	0.0	*
3Q2022		7/6/2022	NE	26.53	NA	NA	NA	407.88		0.0	*
4Q2022		10/18/2022	NE	27.55	NA	NA	NA	406.86		0.0	*
1Q2023		1/4/2023	NE	28.34	NA	NA	NA	406.07		0.0	*
P 82D											
2Q2022	435.09	4/6/2022	NE	27.82	NA	NA	NA	407.27	323.55 - 321.55 (111.54 - 113.54)	0.0	*
3Q2022		7/6/2022	NE	27.30	NA	NA	NA	407.79		0.0	*
4Q2022		10/18/2022	NE	28.32	NA	NA	NA	406.77			*
1Q2023		1/4/2023	NE	29.11	NA	NA	NA	405.98		0.0	*
P 83A											
2Q2022	445.54	4/4/2022	NE	40.93	NA	NA	NA	404.61	398.14 - 383.14 (47.40 - 62.40)	0.0	*
3Q2022		7/5/2022	NE	41.42	NA	NA	NA	404.12		0.0	*
4Q2022		10/18/2022	NE	41.46	NA	NA	NA	404.08		0.0	*
1Q2023		1/3/2023	NE	41.92	NA	NA	NA	403.62		0.0	*

SEE LAST PAGE OF TABLE FOR NOTES

TABLE 1
QUARTERLY GROUNDWATER MONITORING WELL GAUGING RESULTS

WELL ID	TOP OF CASING (elev.)	DATE GAUGED	DEPTH TO PRODUCT (ft btoc)	DEPTH TO WATER (ft btoc)	WATER PRODUCT INTERFACE (elev.)	PRODUCT (elev.)	PRODUCT THICKNESS (ft)	CORRECTED WATER LEVEL (elev.)	SCREENED INTERVAL (elev.) (ft btoc)	WELL HEAD PID (ppm)	Comments
P 83B											
2Q2022	445.77	4/4/2022	NE	41.17	NA	NA	NA	404.60	371.97 - 369.97 (73.80 - 75.80)	0.0	*
3Q2022		7/5/2022	NE	41.70	NA	NA	NA	404.07		0.0	*
4Q2022		10/18/2022	NE	41.57	NA	NA	NA	404.20		0.0	*
1Q2023		1/3/2023	NE	42.17	NA	NA	NA	403.60		0.0	*
P 83C											
2Q2022	445.95	4/4/2022	NE	41.32	NA	NA	NA	404.63	353.56 - 351.56 (92.39 - 94.39)	0.0	*
3Q2022		7/5/2022	NE	41.84	NA	NA	NA	404.11		0.6	*
4Q2022		10/18/2022	NE	41.76	NA	NA	NA	404.19		0.0	*
1Q2023		1/3/2023	NE	42.31	NA	NA	NA	403.64		0.0	*
P 83D											
2Q2022	445.86	4/4/2022	NE	41.30	NA	NA	NA	404.56	312.06 - 310.06 (133.80 - 135.80)	0.0	*
3Q2022		7/5/2022	NE	41.80	NA	NA	NA	404.06		0.0	*
4Q2022		10/18/2022	NE	41.83	NA	NA	NA	404.03		0.0	*
1Q2023		1/3/2023	NE	42.28	NA	NA	NA	403.58		0.0	*
P 84A											
2Q2022	446.63	4/4/2022	NE	41.60	NA	NA	NA	405.03	397.71 - 382.71 (48.92 - 63.92)	0.0	*
3Q2022		7/7/2022	NE	41.62	NA	NA	NA	405.01		0.0	*
4Q2022		10/18/2022	NE	41.83	NA	NA	NA	404.80		0.0	*
1Q2023		1/4/2023	NE	42.57	NA	NA	NA	404.06		0.0	*
P 84B											
2Q2022	446.35	4/5/2022	NE	41.32	NA	NA	NA	405.03	372.85 - 370.85 (73.50 - 75.50)	0.0	*
3Q2022		7/7/2022	NE	41.36	NA	NA	NA	404.99		0.0	*
4Q2022		10/18/2022	NE	41.57	NA	NA	NA	404.78		0.0	*
1Q2023		1/4/2023	NE	42.30	NA	NA	NA	404.05		0.0	*
P 84C											
2Q2022	446.37	4/5/2022	NE	41.28	NA	NA	NA	405.09	352.32 - 350.32 (94.05 - 96.05)	0.0	*
3Q2022		7/7/2022	NE	41.36	NA	NA	NA	405.01		0.0	*
4Q2022		10/18/2022	NE	41.58	NA	NA	NA	404.79		0.0	*
1Q2023		1/4/2023	NE	42.32	NA	NA	NA	404.05		0.0	*
P 84D											
2Q2022	446.38	4/5/2022	NE	41.27	NA	NA	NA	405.11	325.55 - 323.55 (120.83 - 122.83)	0.0	*
3Q2022		7/7/2022	NE	41.38	NA	NA	NA	405.00		0.0	*
4Q2022		10/18/2022	NE	41.57	NA	NA	NA	404.81		0.0	*
1Q2023		1/4/2023	NE	42.31	NA	NA	NA	404.07		0.0	*
P 88A											
2Q2022	443.27	4/6/2022	NE	33.57	NA	NA	NA	409.70	404.87 - 389.87 (38.40 - 53.40)	0.0	*
3Q2022		7/7/2022	NE	33.11	NA	NA	NA	410.16		0.0	*
4Q2022		10/19/2022	NE	33.61	NA	NA	NA	409.66		0.0	*
1Q2023		1/4/2023	NE	34.35	NA	NA	NA	408.92		0.0	*
P 88B											
2Q2022	443.35	4/6/2022	NE	33.62	NA	NA	NA	409.73	371.70 - 369.70 (71.65 - 73.65)	0.0	*
3Q2022		7/7/2022	NE	33.16	NA	NA	NA	410.19		0.0	*
4Q2022		10/19/2022	NE	33.66	NA	NA	NA	409.69		0.0	*
1Q2023		1/4/2023	NE	34.40	NA	NA	NA	408.95		0.0	*
P 88C											
2Q2022	443.31	4/6/2022	NE	33.56	NA	NA	NA	409.75	351.01 - 349.01 (92.30 - 94.30)	0.0	*
3Q2022		7/7/2022	NE	33.13	NA	NA	NA	410.18		0.0	*
4Q2022		10/19/2022	NE	33.61	NA	NA	NA	409.70		0.0	*
1Q2023		1/4/2023	NE	34.34	NA	NA	NA	408.97		0.0	*
P 88D											
2Q2022	443.38	4/6/2022	NE	33.69	NA	NA	NA	409.69	331.21 - 329.21 (112.17 - 114.17)	0.0	*
3Q2022		7/7/2022	NE	33.23	NA	NA	NA	410.15		0.0	*
4Q2022		10/19/2022	NE	33.74	NA	NA	NA	409.64		0.0	*
1Q2023		1/4/2023	NE	34.50	NA	NA	NA	408.88		0.0	*
P 89B											
2Q2022	447.64	4/5/2022	NE	41.28	NA	NA	NA	406.36	370.28 - 368.28 (77.36 - 79.36)	0.0	*
3Q2022		7/6/2022	NE	42.29	NA	NA	NA	405.35		0.0	*
4Q2022		10/18/2022	NE	42.33	NA	NA	NA	405.31		0.0	*
1Q2023		1/3/2023	NE	42.76	NA	NA	NA	404.88		0.0	*

SEE LAST PAGE OF TABLE FOR NOTES

TABLE 1
QUARTERLY GROUNDWATER MONITORING WELL GAUGING RESULTS

WELL ID	TOP OF CASING (elev.)	DATE GAUGED	DEPTH TO PRODUCT (ft btoc)	DEPTH TO WATER (ft btoc)	WATER PRODUCT INTERFACE (elev.)	PRODUCT (elev.)	PRODUCT THICKNESS (ft)	CORRECTED WATER LEVEL (elev.)	SCREENED INTERVAL (elev.) (ft btoc)	WELL HEAD PID (ppm)	Comments
P 89C											
2Q2022	447.96	4/5/2022	NE	41.61	NA	NA	NA	406.35	351.56 - 349.56 (96.40 - 98.40)	0.0	*
3Q2022		7/6/2022	NE	42.72	NA	NA	NA	405.24		0.0	*
4Q2022		10/18/2022	NE	42.68	NA	NA	NA	405.28		0.0	*
1Q2023		1/3/2023	NE	43.12	NA	NA	NA	404.84		0.0	*
P 89D											
2Q2022	447.83	4/5/2022	NE	41.58	NA	NA	NA	406.25	309.33 - 307.33 (138.50 - 140.50)	0.0	*
3Q2022		7/6/2022	NE	42.84	NA	NA	NA	404.99		0.0	*
4Q2022		10/18/2022	NE	42.78	NA	NA	NA	405.05		0.0	*
1Q2023		1/3/2023	NE	43.22	NA	NA	NA	404.61		0.0	*
P 91A											
2Q2022	447.43	4/5/2022	NE	45.85	NA	NA	NA	401.58	395.92 - 380.92 (51.51 - 66.51)	177.6	*
3Q2022		7/5/2022	NE	46.26	NA	NA	NA	401.17		6.6	*
4Q2022		10/18/2022	NE	45.72	NA	NA	NA	401.71		16.3	*
1Q2023		1/3/2023	NE	46.31	NA	NA	NA	401.12		37.4	*
P 91B											
2Q2022	447.47	4/5/2022	NE	45.97	NA	NA	NA	401.50	372.78 - 370.78 (74.69 - 76.69)	6.0	*
3Q2022		7/5/2022	NE	46.35	NA	NA	NA	401.12		1.8	*
4Q2022		10/18/2022	NE	45.77	NA	NA	NA	401.70		10.0	*
1Q2023		1/3/2023	NE	46.32	NA	NA	NA	401.15		0.3	*
P 91C											
2Q2022	447.27	4/5/2022	NE	45.71	NA	NA	NA	401.56	352.54 - 350.54 (94.73 - 96.73)	0.7	*
3Q2022		7/5/2022	NE	46.11	NA	NA	NA	401.16		0.0	*
4Q2022		10/18/2022	NE	45.54	NA	NA	NA	401.73		0.0	*
1Q2023		1/3/2023	NE	46.12	NA	NA	NA	401.15		0.0	*
P 91D											
2Q2022	447.26	4/5/2022	NE	45.71	NA	NA	NA	401.55	278.94 - 276.94 (168.32 - 170.32)	8.2	*
3Q2022		7/5/2022	NE	46.12	NA	NA	NA	401.14		0.0	*
4Q2022		10/18/2022	NE	45.56	NA	NA	NA	401.70		0.0	*
1Q2023		1/3/2023	NE	46.15	NA	NA	NA	401.11		0.0	*
P 92A											
2Q2022	446.39	4/4/2022	NE	44.08	NA	NA	NA	402.31	398.82 - 383.82 (47.57 - 62.57)	28.0	*
3Q2022		7/5/2022	42.21	42.22	404.17	404.18	0.01	404.18		72.0	*
4Q2022		10/17/2022	44.04	44.20	402.19	402.35	0.16	402.32		64.1	*
1Q2023		1/3/2023	44.75	44.76	401.63	401.64	0.01	401.64		124.6	*
P 92B											
2Q2022	446.33	4/4/2022	NE	44.01	NA	NA	NA	402.32	371.92 - 369.92 (74.41 - 76.41)	0.0	*
3Q2022		7/5/2022	NE	44.11	NA	NA	NA	402.22		0.0	*
4Q2022		10/17/2022	NE	43.98	NA	NA	NA	402.35		0.0	*
1Q2023		1/3/2023	NE	44.47	NA	NA	NA	401.86		0.9	*
P 92C											
2Q2022	446.34	4/4/2022	NE	43.99	NA	NA	NA	402.35	353.38 - 348.38 (92.96 - 97.96)	0.0	*
3Q2022		7/5/2022	NE	42.88	NA	NA	NA	403.46		0.6	*
4Q2022		10/17/2022	NE	43.97	NA	NA	NA	402.37		0.0	*
1Q2023		1/3/2023	NE	44.70	NA	NA	NA	401.64		1.3	*
P 92D											
2Q2022	446.15	4/4/2022	NE	43.87	NA	NA	NA	402.28	305.15 - 303.15 (141.00 - 143.00)	0.0	*
3Q2022		7/5/2022	NE	44.03	NA	NA	NA	402.12		0.0	*
4Q2022		10/17/2022	NE	43.84	NA	NA	NA	402.31		0.0	*
1Q2023		1/3/2023	NE	44.58	NA	NA	NA	401.57		0.0	*
P 93A											
2Q2022	445.37	4/4/2022	NE	42.47	NA	NA	NA	402.90	402.30 - 392.30 (43.07 - 53.07)	0.0	*
3Q2022		7/5/2022	NE	41.68	NA	NA	NA	403.69		0.0	*
4Q2022		10/17/2022	NE	42.40	NA	NA	NA	402.97		0.0	*
1Q2023		1/3/2023	NE	43.13	NA	NA	NA	402.24		0.0	
P 93B											
2Q2022	446.70	4/4/2022	NE	43.80	NA	NA	NA	402.90	371.92 - 369.92 (74.78 - 76.78)	0.0	*
3Q2022		7/5/2022	NE	43.05	NA	NA	NA	403.65		0.0	*
4Q2022		10/17/2022	NE	43.75	NA	NA	NA	402.95		0.1	*
1Q2023		1/3/2023	NE	44.47	NA	NA	NA	402.23		0.0	*

SEE LAST PAGE OF TABLE FOR NOTES

TABLE 1
QUARTERLY GROUNDWATER MONITORING WELL GAUGING RESULTS

WELL ID	TOP OF CASING (elev.)	DATE GAUGED	DEPTH TO PRODUCT (ft btoc)	DEPTH TO WATER (ft btoc)	WATER PRODUCT INTERFACE (elev.)	PRODUCT (elev.)	PRODUCT THICKNESS (ft)	CORRECTED WATER LEVEL (elev.)	SCREENED INTERVAL (elev.) (ft btoc)	WELL HEAD PID (ppm)	Comments
P 93C											
2Q2022	446.55	4/4/2022	NE	43.83	NA	NA	NA	402.72	353.67 - 348.67 (92.88 - 97.88)	0.0	*
3Q2022		7/5/2022	NE	42.88	NA	NA	NA	403.67		0.0	*
4Q2022		10/17/2022	NE	43.58	NA	NA	NA	402.97		0.0	*
1Q2023		1/3/2023	NE	44.31	NA	NA	NA	402.24		0.0	*
P 93D											
2Q2022	446.97	4/4/2022	NE	44.03	NA	NA	NA	402.94	321.31 - 319.31 (125.66 - 127.66)	0.0	*
3Q2022		7/5/2022	NE	43.23	NA	NA	NA	403.74		0.0	*
4Q2022		10/17/2022	NE	43.93	NA	NA	NA	403.04		0.1	*
1Q2023		1/3/2023	NE	44.67	NA	NA	NA	402.30		0.0	*
P 94											
2Q2022	445.04	4/4/2022	NE	37.36	NA	NA	NA	407.68	398.80 - 383.80 (46.24 - 61.24)	0.0	*
3Q2022		7/5/2022	NE	38.02	NA	NA	NA	407.02		0.0	*
4Q2022		10/18/2022	NE	38.35	NA	NA	NA	406.69		0.0	*
1Q2023		1/3/2023	NE	38.95	NA	NA	NA	406.09		0.0	*
P 95											
2Q2022	443.95	4/6/2022	NE	31.64	NA	NA	NA	412.31	407.43 - 392.43 (36.52 - 51.52)	0.0	*
3Q2022		7/7/2022	NE	31.24	NA	NA	NA	412.71		0.0	*
4Q2022		10/19/2022	NE	31.61	NA	NA	NA	412.34		0.0	*
1Q2023		1/4/2023	NE	32.22	NA	NA	NA	411.73		0.0	*
P 102											
2Q2022	445.14	4/6/2022	NE	35.36	NA	NA	NA	409.78	402.39 - 382.39 (42.75 - 62.75)	1.7	*
3Q2022		7/7/2022	NE	35.20	NA	NA	NA	409.94		2.5	*
4Q2022		10/19/2022	NE	35.29	NA	NA	NA	409.85		10.0	*
1Q2023		1/4/2023	NE	35.81	NA	NA	NA	409.33		2.4	*
P 114R											
2Q2022	429.48	4/5/2022	NE	25.48	NA	NA	NA	404.00	406.47 - 396.47 (23.01 - 33.01)	48.4	
3Q2022		7/6/2022	NE	24.25	NA	NA	NA	405.23		6.2	
4Q2022		10/18/2022	NE	25.94	NA	NA	NA	403.54		0.0	
1Q2023		1/4/2023	NE	27.07	NA	NA	NA	402.41		0.0	
P 115											
2Q2022	433.54	4/5/2022	NE	29.41	NA	NA	NA	404.13	401.24 - 381.24 (32.30 - 52.30)	0.0	*
3Q2022		7/6/2022	NE	28.16	NA	NA	NA	405.38		0.0	*
4Q2022		10/18/2022	NE	29.96	NA	NA	NA	403.58		0.0	*
1Q2023		1/4/2023	NE	31.15	NA	NA	NA	402.39		0.0	*
P 116											
2Q2022	436.79	4/5/2022	NE	32.81	NA	NA	NA	403.98	399.35 - 379.35 (37.44 - 57.44)	0.0	*
3Q2022		7/6/2022	NE	31.51	NA	NA	NA	405.28		0.0	*
4Q2022		10/18/2022	NE	33.43	NA	NA	NA	403.36		0.0	*
1Q2023		1/4/2023	NE	34.63	NA	NA	NA	402.16		0.0	*
P 117											
2Q2022	432.87	4/5/2022	NE	29.03	NA	NA	NA	403.84	399.94 - 379.94 (32.93 - 52.93)	0.0	*
3Q2022		7/6/2022	NE	27.67	NA	NA	NA	405.20		0.0	*
4Q2022		10/18/2022	NE	29.68	NA	NA	NA	403.19		0.0	*
1Q2023		1/4/2023	NE	30.86	NA	NA	NA	402.01		0.0	*
P 118											
2Q2022	431.48	4/5/2022	NE	27.74	NA	NA	NA	403.74	400.36 - 384.43 (31.12 - 47.05)	0.0	*
3Q2022		7/6/2022	NE	26.39	NA	NA	NA	405.09		0.0	*
4Q2022		10/18/2022	NE	28.73	NA	NA	NA	402.75		0.0	*
1Q2023		1/4/2023	NE	29.95	NA	NA	NA	401.53		0.1	*
P 119											
2Q2022	432.11	4/5/2022	NE	27.78	NA	NA	NA	404.33	401.44 - 385.51 (30.67 - 46.60)	0.0	*
3Q2022		7/6/2022	NE	26.94	NA	NA	NA	405.17		0.0	*
4Q2022		10/18/2022	NE	28.20	NA	NA	NA	403.91		0.0	*
1Q2023		1/4/2023	NE	29.24	NA	NA	NA	402.87		0.0	*
P 120											
2Q2022	433.00	4/5/2022	NE	27.99	NA	NA	NA	405.01	401.62 - 385.69 (31.38 - 47.31)	0.0	*
3Q2022		7/6/2022	NE	27.09	NA	NA	NA	405.91		0.0	*
4Q2022		10/18/2022	NE	28.63	NA	NA	NA	404.37		0.0	*
1Q2023		1/4/2023	NE	29.72	NA	NA	NA	403.28		0.0	*

SEE LAST PAGE OF TABLE FOR NOTES

TABLE 1
QUARTERLY GROUNDWATER MONITORING WELL GAUGING RESULTS

WELL ID	TOP OF CASING (elev.)	DATE GAUGED	DEPTH TO PRODUCT (ft btoc)	DEPTH TO WATER (ft btoc)	WATER PRODUCT INTERFACE (elev.)	PRODUCT (elev.)	PRODUCT THICKNESS (ft)	CORRECTED WATER LEVEL (elev.)	SCREENED INTERVAL (elev.) (ft btoc)	WELL HEAD PID (ppm)	Comments
P 129											
2Q2022	432.66	4/5/2022	NE	29.36	NA	NA	NA	403.30	400.69 - 384.76 (31.97 - 47.90)	0.0	*
3Q2022		7/6/2022	NE	28.23	NA	NA	NA	404.43		0.0	*
4Q2022		10/18/2022	NE	31.28	NA	NA	NA	401.38		0.0	*
1Q2023		1/4/2023	NE	32.46	NA	NA	NA	400.20		17.2	
ROST 3 MW											
2Q2022	442.52	4/5/2022	NE	39.12	NA	NA	NA	403.40	404.71 - 394.71 (37.81 - 47.81)	31.5	
3Q2022		7/5/2022	NE	38.43	NA	NA	NA	404.09		75.6	
4Q2022		10/17/2022	NE	38.93	NA	NA	NA	403.59		8.8	
1Q2023		1/3/2023	NE	39.77	NA	NA	NA	402.75		361.7	
ROST 4 PZ											
2Q2022	442.15	4/4/2022	NE	38.21	NA	NA	NA	403.94	407.22 - 397.22 (34.93 - 44.93)	0.0	
3Q2022		7/5/2022	NE	37.93	NA	NA	NA	404.22		0.0	
4Q2022		10/17/2022	NE	37.93	NA	NA	NA	404.22		0.0	
1Q2023		1/3/2023	NE	38.58	NA	NA	NA	403.57		0.3	
ROST 4 PZ(A)											
2Q2022	442.15	4/4/2022	NE	37.36	NA	NA	NA	404.79	407.38 - 397.38 (34.77 - 44.77)	0.0	
3Q2022		7/5/2022	NE	36.96	NA	NA	NA	405.19		0.0	
4Q2022		10/17/2022	NE	36.75	NA	NA	NA	405.40		0.0	
1Q2023		1/3/2023	NE	37.89	NA	NA	NA	404.26		0.0	
ROST 4 PZ(B)											
2Q2022	442.40	4/4/2022	NE	38.22	NA	NA	NA	404.18	407.35 - 397.35 (35.05 - 45.05)	0.0	
3Q2022		7/5/2022	NE	37.89	NA	NA	NA	404.51		0.0	
4Q2022		10/17/2022	NE	37.75	NA	NA	NA	404.65		0.0	
1Q2023		1/3/2023	NE	38.54	NA	NA	NA	403.86		0.0	
ROST 4 PZ(C)											
2Q2022	442.97	4/5/2022	NE	39.17	NA	NA	NA	403.80	408.02 - 398.02 (34.95 - 44.95)	0.0	
3Q2022		7/5/2022	NE	38.81	NA	NA	NA	404.16		0.0	
4Q2022		10/18/2022	NE	39.03	NA	NA	NA	403.94		0.0	
1Q2023		1/3/2023	NE	39.65	NA	NA	NA	403.32		0.0	
ROST 4 PZ(D)											
2Q2022	442.92	4/5/2022	NE	38.96	NA	NA	NA	403.96	407.95 - 397.95 (34.97 - 44.97)	0.0	
3Q2022		7/5/2022	NE	38.65	NA	NA	NA	404.27		0.0	
4Q2022		10/17/2022	NE	38.77	NA	NA	NA	404.15		0.0	
1Q2023		1/3/2023	NE	39.44	NA	NA	NA	403.48		0.1	
ROST 4 PZ(E)											
2Q2022	441.98	4/4/2022	NE	38.19	NA	NA	NA	403.79	407.23 - 397.23 (34.75 - 44.75)	0.0	
3Q2022		7/5/2022	NE	37.82	NA	NA	NA	404.16		0.0	
4Q2022		10/17/2022	NE	37.95	NA	NA	NA	404.03		0.0	
1Q2023		1/3/2023	NE	38.51	NA	NA	NA	403.47		0.0	
ROST 4 PZ(F)											
2Q2022	442.12	4/4/2022	NE	39.41	NA	NA	NA	402.71	407.59 - 397.59 (34.53 - 44.53)	0.0	
3Q2022		7/5/2022	NE	38.09	NA	NA	NA	404.03		0.0	
4Q2022		10/17/2022	NE	38.09	NA	NA	NA	404.03		0.0	
1Q2023		1/3/2023	NE	38.73	NA	NA	NA	403.39		0.0	
ROST 4 PZ(G)											
2Q2022	442.20	4/5/2022	NE	39.16	NA	NA	NA	403.04	407.92 - 397.92 (34.28 - 44.28)	50.3	
3Q2022		7/5/2022	NE	38.46	NA	NA	NA	403.74		0.0	
4Q2022		10/17/2022	NE	38.68	NA	NA	NA	403.52		0.0	
1Q2023		1/3/2023	NE	39.74	NA	NA	NA	402.46		0.2	
S 1											
2Q2022	444.06	4/4/2022	41.24	41.25	402.81	402.82	0.01	402.82	Unknown	141.5	
3Q2022		7/6/2022	41.02	41.06	403.00	403.04	0.04	403.03		156.6	
4Q2022		10/17/2022	41.23	41.30	402.76	402.83	0.07	402.82		123.4	
1Q2023		1/3/2023	41.81	41.96	402.10	402.25	0.15	402.22		138.6	
T 1											
2Q2022	445.61	4/4/2022	NE	41.55	NA	NA	NA	404.06	398.61 - 388.61 (47.00 - 57.00)	0.0	
3Q2022		7/5/2022	NE	41.22	NA	NA	NA	404.39		0.3	
4Q2022		10/17/2022	NE	41.58	NA	NA	NA	404.03		0.1	
1Q2023		1/3/2023	NE	42.33	NA	NA	NA	403.28		0.0	

SEE LAST PAGE OF TABLE FOR NOTES

TABLE 1
QUARTERLY GROUNDWATER MONITORING WELL GAUGING RESULTS

WELL ID	TOP OF CASING (elev.)	DATE GAUGED	DEPTH TO PRODUCT (ft btoc)	DEPTH TO WATER (ft btoc)	WATER PRODUCT INTERFACE (elev.)	PRODUCT (elev.)	PRODUCT THICKNESS (ft)	CORRECTED WATER LEVEL (elev.)	SCREENED INTERVAL (elev.) (ft btoc)	WELL HEAD PID (ppm)	Comments
T 2											
2Q2022	443.40	4/4/2022	NE	39.61	NA	NA	NA	403.79	392.90 - 372.75 (50.49 - 70.64)	0.0	
3Q2022		7/5/2022	NE	39.63	NA	NA	NA	403.77		0.0	
4Q2022		10/17/2022	NE	39.73	NA	NA	NA	403.67		0.1	
1Q2023		1/3/2023	NE	40.40	NA	NA	NA	403.00		0.0	
T 3											
2Q2022	449.21	4/4/2022	NE	46.57	NA	NA	NA	402.64	403.99 - 388.99 (45.22 - 60.22)	0.0	
3Q2022		7/5/2022	NE	46.76	NA	NA	NA	402.45		0.0	
4Q2022		10/18/2022	NE	46.50	NA	NA	NA	402.71		0.1	
1Q2023		1/3/2023	NE	47.13	NA	NA	NA	402.08		0.0	
T 4											
2Q2022	446.82	4/5/2022	NE	44.70	NA	NA	NA	402.12	396.80 - 381.80 (50.02 - 65.02)	0.0	
3Q2022		7/5/2022	NE	46.23	NA	NA	NA	400.59		0.0	
4Q2022		10/18/2022	NE	45.82	NA	NA	NA	401.00		0.1	
1Q2023		1/3/2023	NE	46.45	NA	NA	NA	400.37		0.0	
T 5											
2Q2022	443.66	4/4/2022	NE	40.30	NA	NA	NA	403.36	395.33 - 378.78 (48.33 - 64.88)	2.5	
3Q2022		7/6/2022	NE	40.22	NA	NA	NA	403.44		16.8	
4Q2022		10/17/2022	NE	40.32	NA	NA	NA	403.34		0.0	
1Q2023		1/3/2023	NE	40.92	NA	NA	NA	402.74		6.0	
T 6											
2Q2022	446.78	4/4/2022	NE	43.97	NA	NA	NA	402.81	394.27 - 380.02 (52.51 - 66.76)	1.4	
3Q2022		7/5/2022	NE	43.23	NA	NA	NA	403.55		0.0	
4Q2022		10/17/2022	NE	43.87	NA	NA	NA	402.91		1.5	
1Q2023		1/3/2023	NE	44.59	NA	NA	NA	402.19		0.1	
T 7											
2Q2022	444.26	4/6/2022	NE	39.92	NA	NA	NA	404.34	395.54 - 380.54 (48.72 - 63.72)	2.1	
3Q2022		7/7/2022	NE	39.44	NA	NA	NA	404.82		0.0	
4Q2022		10/19/2022	NE	40.11	NA	NA	NA	404.15		2.3	
1Q2023		1/4/2023	NE	41.06	NA	NA	NA	403.20		16.5	
T 12											
2Q2022	444.99	4/4/2022	NE	42.39	NA	NA	NA	402.60	398.16 - 372.16 (46.83 - 72.83)	3.1	
3Q2022		7/5/2022	NE	41.64	NA	NA	NA	403.35		5.7	
4Q2022		10/17/2022	NE	42.03	NA	NA	NA	402.96		0.2	
1Q2023		1/3/2023	NE	42.75	NA	NA	NA	402.24		3.9	
T 13											
2Q2022	443.76	4/4/2022	NE	39.41	NA	NA	NA	404.35	399.95 - 373.95 (43.81 - 69.81)	0.0	
3Q2022		7/5/2022	NE	39.10	NA	NA	NA	404.66		0.0	
4Q2022		10/17/2022	NE	39.51	NA	NA	NA	404.25		0.0	
1Q2023		1/3/2023	NE	40.20	NA	NA	NA	403.56		0.0	
T 15											
2Q2022	445.35	4/4/2022	NE	41.35	NA	NA	NA	404.00	396.95 - 370.95 (48.40 - 74.40)	0.0	
3Q2022		7/5/2022	NE	41.55	NA	NA	NA	403.80		0.0	
4Q2022		10/18/2022	NE	41.64	NA	NA	NA	403.71		0.1	
1Q2023		1/3/2023	NE	42.13	NA	NA	NA	403.22		0.0	
T 17											
2Q2022	446.19	4/4/2022	NE	40.34	NA	NA	NA	405.85	401.72 - 375.72 (44.47 - 70.47)	0.0	
3Q2022		7/5/2022	NE	41.28	NA	NA	NA	404.91		0.0	
4Q2022		10/18/2022	NE	41.47	NA	NA	NA	404.72		0.4	
1Q2023		1/3/2023	NE	41.88	NA	NA	NA	404.31		0.0	
T 19											
2Q2022	446.99	4/5/2022	NE	44.74	NA	NA	NA	402.25	396.22 - 370.22 (50.77 - 76.77)	8.5	
3Q2022		7/5/2022	NE	46.22	NA	NA	NA	400.77		33.8	
4Q2022		10/18/2022	NE	45.82	NA	NA	NA	401.17		8.4	
1Q2023		1/3/2023	NE	46.50	NA	NA	NA	400.49		11.7	
T 21											
2Q2022	444.22	4/6/2022	NE	31.91	NA	NA	NA	412.31	412.26 - 386.26 (31.96 - 57.96)	0.0	
3Q2022		7/7/2022	NE	31.56	NA	NA	NA	412.66		0.0	
4Q2022		10/19/2022	NE	31.90	NA	NA	NA	412.32		0.0	
1Q2023		1/4/2023	NE	32.57	NA	NA	NA	411.65		0.0	

SEE LAST PAGE OF TABLE FOR NOTES

TABLE 1
QUARTERLY GROUNDWATER MONITORING WELL GAUGING RESULTS

WELL ID	TOP OF CASING (elev.)	DATE GAUGED	DEPTH TO PRODUCT (ft btoc)	DEPTH TO WATER (ft btoc)	WATER PRODUCT INTERFACE (elev.)	PRODUCT (elev.)	PRODUCT THICKNESS (ft)	CORRECTED WATER LEVEL (elev.)	SCREENED INTERVAL (elev.) (ft btoc)	WELL HEAD PID (ppm)	Comments
T 22											
2Q2022	442.37	4/6/2022	NE	33.47	NA	NA	NA	408.90	410.82 - 385.12 (31.55 - 57.25)	0.0	
3Q2022		7/7/2022	NE	32.87	NA	NA	NA	409.50		0.0	
4Q2022		10/19/2022	NE	33.62	NA	NA	NA	408.75		0.0	
1Q2023		1/4/2023	NE	34.43	NA	NA	NA	407.94		0.0	
T 23											
2Q2022	432.90	4/6/2022	NE	26.05	NA	NA	NA	406.85	405.67 - 379.67 (27.23 - 53.23)	0.0	
3Q2022		7/7/2022	NE	25.51	NA	NA	NA	407.39		0.0	
4Q2022		10/18/2022	NE	26.57	NA	NA	NA	406.33		0.0	
1Q2023		1/4/2023	NE	27.41	NA	NA	NA	405.49		0.0	
T 24											
2Q2022	444.00	4/4/2022	41.11	41.24	402.76	402.89	0.13	402.86	402.50 - 376.85 (41.50 - 67.15)	0.0	
3Q2022		7/6/2022	NE	40.93	NA	NA	NA	403.07		16.4	
4Q2022		10/17/2022	NE	41.13	NA	NA	NA	402.87		0.2	
1Q2023		1/3/2023	NE	41.90	NA	NA	NA	402.10		2.1	
T 28											
2Q2022	444.56	4/4/2022	NE	39.94	NA	NA	NA	404.62	Unknown	0.0	
3Q2022		7/5/2022	NE	40.64	NA	NA	NA	403.92		0.0	
4Q2022		10/18/2022	NE	40.66	NA	NA	NA	403.90		0.1	
1Q2023		1/3/2023	NE	41.11	NA	NA	NA	403.45		0.0	
T 37											
2Q2022	447.44	4/5/2022	NE	41.10	NA	NA	NA	406.34	398.58 - 378.58 (48.85 - 68.85)	0.0	
3Q2022		7/6/2022	NE	42.24	NA	NA	NA	405.20		0.0	
4Q2022		10/18/2022	NE	42.20	NA	NA	NA	405.24		0.0	
1Q2023		1/3/2023	NE	42.60	NA	NA	NA	404.84		0.0	
T 38											
2Q2022	445.89	4/5/2022	NE	38.39	NA	NA	NA	407.50	396.75 - 376.75 (49.14 - 69.14)	0.0	
3Q2022		7/6/2022	NE	38.67	NA	NA	NA	407.22		0.0	
4Q2022		10/18/2022	NE	38.49	NA	NA	NA	407.40		0.1	
1Q2023		1/3/2023	NE	38.83	NA	NA	NA	407.06		0.0	
T 62											
2Q2022	432.16	4/5/2022	NE	27.72	NA	NA	NA	404.44	412.45 - 382.45 (19.71 - 49.71)	0.0	
3Q2022		7/6/2022	NE	26.57	NA	NA	NA	405.59		0.0	
4Q2022		10/18/2022	NE	28.19	NA	NA	NA	403.97		0.0	
1Q2023		1/4/2023	NE	29.35	NA	NA	NA	402.81		0.0	
T 63											
2Q2022	431.55	4/5/2022	NE	27.32	NA	NA	NA	404.23	411.57 - 381.57 (19.98 - 49.98)	0.0	
3Q2022		7/6/2022	NE	26.02	NA	NA	NA	405.53		0.0	
4Q2022		10/18/2022	NE	27.88	NA	NA	NA	403.67		0.0	
1Q2023		1/4/2023	NE	29.07	NA	NA	NA	402.48		0.0	
T 64											
2Q2022	429.10	4/5/2022	NE	35.12	NA	NA	NA	393.98	409.29 - 379.29 (19.81 - 49.81)	0.0	
3Q2022		7/6/2022	NE	23.67	NA	NA	NA	405.43		0.0	
4Q2022		10/18/2022	NE	26.00	NA	NA	NA	403.10		0.0	
1Q2023		1/4/2023	NE	27.20	NA	NA	NA	401.90		0.0	

NOTES:

1) Elevations presented in this table are relative to the 1988 NAVD datum.

2) The corrected water level elevations presented in this table were corrected by a specific gravity of 0.80 for the wells in which LNAPL was ident fied.

3) PID values measured with a 10.6 electron vo t (eV) lamp photoionization detector.

4) btoc Below Top of Casing; ppm parts per mi lion; NA Not Applicable; NE Not Encountered; NM Not Measured

5) * Indicates that the LNAPL and/or water level is above the top of the screened zone of the well.

6) Table includes comprehensive groundwater monitoring well gauging data for the last 4 quarters from the combined Vi lage of Roxana Interim Groundwater Mon toring Program and the WRB Refining LP Wood River Refinery Program.

7) The screened interval for certain monitoring we ls was adjusted based on an evaluation of the results of annual bottom depth gauging conducted in the first quarter of each year.

8) Top of casing and screened interval for the groundwater monitoring wells in the Roxana Interim Groundwater Mon toring Program and the WRR Program were adjusted based on surveying conducted in 2Q19, in accordance with Permit Condition IV.J.9, which requires wells be surveyed every five (5) years.

TABLE 2
SOIL VMP DEPTHS

Location	Yellow 1st Interval	White 10 foot Depth	Blue 2nd Interval	Green 3rd Interval	Red 4th Interval	Notes:
VMP-1	5		8.5	23.5	38.5	Village of Roxana - 1st Street
VMP-2	5		8.5	22	42	Village of Roxana - Alley Between 3rd and 4th Street
VMP-3	5	10	22	31.5	39	Village of Roxana - Alley Between 2nd and 3rd Street
VMP-4	5		12	23.5	39	Village of Roxana - Alley Between 4th and 5th Street
VMP-5	5		12.5	31	40	Village of Roxana - Alley Between 5th and 6th Street
VMP-6	5		10	31.5	39	Village of Roxana - Alley Between 6th and 7th Street
VMP-7	5		13.5	29.5	38	Village of Roxana - 7th Street
VMP-8	5		9.5	23.5	35.5	Village of Roxana - Alley Between 7th and 8th Street
VMP-9	5		11.5	25.5	38.5	Village of Roxana - Alley Between 7th and 8th Street
VMP-10	5		10	20	30	Public Works Yard
VMP-11	5		8	29	38	Public Works Yard
VMP-12	5		11.5	25	39	WRR- North Property
VMP-13	5		10.5	21.5	29.5	Public Works Yard
VMP-14	5		11.5	20	29	Public Works Yard
VMP-15	5		21.5	25.5	29	Village of Roxana - SE of Route 111 and Rand Avenue
VMP-16	5		13.5	19	31	WRR- Main Property
VMP-17	5					Public Works Yard
VMP-18	8.5					Village of Roxana - 8th Street
VMP-19	5					Village of Roxana - 8th Street
VMP-20	5		10	25	39.5	Village of Roxana - Alley Between 2nd and 3rd Street
VMP-21	5		10	25	33	Village of Roxana - Alley Between 3rd and 4th Street
VMP-22	5		10	18	38	Village of Roxana - Alley Between 4th and 5th Street
VMP-23	5		10	25	40	Village of Roxana - Alley Between 5th and 6th Street
VMP-24	5		10	22	34	Village of Roxana - 7th Street
VMP-25	5		9.5	21	31	Village of Roxana - Corner of Rand Avenue and Route 111
VMP-26	10		20	30	38	WRR - North Property
VMP-27	10		20	30	38	WRR - North Property
VMP-28	10		20	30	37	WRR - North Property
VMP-29	10		18	26	40	Public Works Yard (Abandoned in January 2023)
VMP-30	10		18	26	40	Public Works Yard (Abandoned in January 2023)
VMP-31	5		10	20	30	Village of Roxana - Chaffer Avenue (Abandoned in June 2014)
VMP-32	5		10	20	30	Village of Roxana - 4th Street
VMP-33			10	20	30	WRR - North Property
VMP-34			10	20	30	WRR - North Property
VMP-35			10	20	30	WRR - North Property
VMP-36			10	20	30	WRR - North Property
VMP-37			10	20	30	WRR - North Property
VMP-38			10	20	27	WRR - North Property
VMP-39			10	20	30	WRR - North Property
VMP-40			10	20	30	WRR - North Property (Abandoned in November 2020)
VMP-41			10	20	26	Public Works Yard
VMP-42			10	20	30	Village of Roxana - Corner of Chaffer Avenue and 3rd Street
VMP-43			10	20	30	Village of Roxana - Corner of Chaffer Avenue and 4th Street
VMP-44			10	20	30	Village of Roxana - Corner of Chaffer Avenue and 5th Street
VMP-45			10	20	30	Village of Roxana - Corner of Chaffer Avenue and 6th Street
VMP-46			10	20	30	WRR - North Property
VMP-47	5		10	20	30	Village of Roxana - Corner of Chaffer Avenue and Alley Between 1st and 2nd Street
VMP-48	5		10	20	30	Village of Roxana - Alley Between 2nd and 3rd Street
VMP-49	5		10	20	30	Village of Roxana - Alley Between 3rd and 4th Street
VMP-50	5		10	20	30	Village of Roxana - Alley Between 4th and 5th Street
VMP-51	5		10	20	30	Village of Roxana - Alley Between 5th and 6th Street
VMP-52	5		10	20	30	Village of Roxana - Alley Between 6th and 7th Street
VMP-53	5		10	20	30	Village of Roxana - Alley Between 7th and 8th Street
VMP-54	5		10	20	30	Village of Roxana - Alley Between 7th and 8th Street
VMP-55	5		10	20	30	Public Works Yard Area; Route 111 Right-of-Way
VMP-56			10	25	38.5	Village of Roxana - Corner of Chaffer Avenue and 4th Street
VMP-57	5		10	20		WRR - North Property
VMP-58	5		10	20	30	WRR - North Property
VMP-59	5		10	20	30	WRR - North Property
VMP-60	5		10	20	33.5	WRR - North Property
VMP-61	5		10	20	30	WRR - North Property
VMP-62	5		10	20	30	Village of Roxana - Alley Between 1st and 2nd Street
VMP-63	5		10	20	30	Village of Roxana - Corner of Chaffer Avenue and 1st Street
VMP-64	5		10	20	28	Village of Roxana - Corner of Chaffer Avenue and Alley Between 1st and Tydeman
VMP-65			10	20	30	WRR - North Property (Installed November 2020 to replace VMP-40)

SEE LAST PAGE OF TABLE FOR NOTES

TABLE 3
SOIL VAPOR SAMPLING - TEDLAR® SAMPLING DATA

Reading Location			Shroud	Tedlar® Bag 1		Shroud	Tedlar® Bag 2						
Instrument			Dielectric		Landtec	Dielectric		FID	PID	Landtec			
Location	Depth	Date	Helium in Shroud Before (%)	Helium Before (%)	CH_4 (%)	Helium in Shroud After (%)	Helium After (%)	FID (ppmv)	PID (ppmv)	CH_4 (%)	LEL (%)	CO_2 (%)	O_2 (%)
VMP-1	5	5/2/2022	52.8	2.1	N/A	52.5	5.1	0.0	0.0	0.0	0	0.1	20.0
VMP-1	5	7/28/2022	53.5	0.0	N/A	53.1	0.0	0.0	0.0	0.0	0	0.5	19.7
VMP-1	5	11/4/2022	55.5	0.0	N/A	55.8	0.0	0.0	0.0	0.0	0	0.2	20.0
VMP-1	5	1/20/2023	51.8	0.07	N/A	52.1	0.0975	0.0	0.0	0.0	0	0.0	20.8
VMP-1	8.5	5/2/2022	53.5	1.1	N/A	71.5	1.0	0.0	0.0	0.0	0	0.1	20.3
VMP-1	8.5	7/28/2022	52.4	0.0	N/A	52.1	0.0	0.0	0.0	0.0	0	0.5	19.5
VMP-1	8.5	11/4/2022	52.4	0.0	N/A	60.3	0.0	0.0	0.0	0.0	0	0.2	19.7
VMP-1	8.5	1/20/2023	51.8	0.0175	N/A	58.0	0.065	0.0	0.0	0.0	0	0.0	20.8
VMP-1	23.5	5/2/2022	60.3	0.9	N/A	52.8	0.7	0.0	0.0	0.0	0	0.1	20.3
VMP-1	23.5	7/28/2022	52.5	0.0	N/A	51.8	0.0	0.0	0.0	0.0	0	0.5	19.6
VMP-1	23.5	11/4/2022	NS	NS	NS	NS	NS	NS	NS	NS	NS	NS	NS
VMP-1[8]	23.5	1/20/2023	NS	NS	NS	NS	NS	NS	NS	NS	NS	NS	NS
VMP-1	38.5	5/2/2022	53.7	0.4	N/A	56.5	5.6	0.0	0.0	0.0	0	0.1	19.2
VMP-1	38.5	7/28/2022	53.2	0.0	N/A	52.6	0.0	0.0	0.0	0.0	0	0.4	19.7
VMP-1	38.5	11/4/2022	53.4	0.0	N/A	58.9	0.0	0.0	0.0	0.0	0	0.1	19.6
VMP-1[8]	38.5	1/20/2023	NS	NS	NS	NS	NS	NS	NS	NS	NS	NS	NS
VMP-2	5	4/28/2022	54.3	0.0	N/A	50.8	0.0	0.0	0.0	0.0	0	0.1	20.6
VMP-2	5	7/29/2022	51.8	0.0	N/A	60.3	0.0	0.0	0.0	0.0	0	0.2	19.5
VMP-2	5	11/2/2022	60.1	0.0	N/A	57.9	0.0	0.0	0.0	0.0	0	0.2	20.8
VMP-2	5	1/26/2023	50.1	0.0	N/A	54.3	0.0	0.0	0.0	0.0	0	0.0	20.8
VMP-2	8.5	4/28/2022	56.7	0.1	N/A	53.8	0.0	0.0	0.0	0.0	0	0.2	20.6
VMP-2	8.5	7/29/2022	54.3	0.0	N/A	61.1	0.1	0.0	0.0	0.0	0	0.5	19.6
VMP-2	8.5	11/2/2022	50.7	0.0	N/A	54.6	0.0	0.0	0.0	0.0	0	0.3	20.6
VMP-2	8.5	1/26/2023	50.4	0.0675	N/A	56.6	0.0425	0.0	0.0	0.0	0	0.0	20.5
VMP-2	22	4/28/2022	61.1	0.0	N/A	52.0	0.0	0.0	0.0	0.0	0	0.3	20.4
VMP-2	22	7/29/2022	65.0	0.1	N/A	64.0	0.1	0.0	0.0	0.0	0	0.8	19.6
VMP-2	22	11/2/2022	58.9	0.0	N/A	54.0	0.4	0.0	0.0	0.0	0	0.4	20.6
VMP-2	22	1/26/2023	50.6	0.045	N/A	50.7	0.0775	0.0	0.0	0.0	0	0.2	20.4
VMP-2[8]	42	4/28/2022	NS	NS	NS	NS	NS	NS	NS	NS	NS	NS	NS
VMP-2[8]	42	7/29/2022	NS	NS	NS	NS	NS	NS	NS	NS	NS	NS	NS
VMP-2[8]	42	11/2/2022	NS	NS	NS	NS	NS	NS	NS	NS	NS	NS	NS
VMP-2[8]	42	1/26/2023	NS	NS	NS	NS	NS	NS	NS	NS	NS	NS	NS
VMP-3	5	5/4/2022	55.2	0.0	N/A	51.4	0.0	0.0	0.0	0.0	0	0.6	19.5
VMP-3	5	7/29/2022	53.6	0.0	N/A	50.9	3.0	0.5	0.0	0.0	0	0.2	19.6
VMP-3	5	11/10/2022	51.3	0.0	N/A	52.4	1.9	0.0	0.0	0.0	0	0.1	19.8
VMP-3[8]	5	1/27/2023	NS	NS	NS	NS	NS	NS	NS	NS	NS	NS	NS
VMP-3	10	5/4/2022	55.4	1.1	0.0	54.1	1.9	0.0	0.0	0.0	0	0.5	19.6
VMP-3	10	7/29/2022	53.0	0.0	N/A	52.4	0.0	0.0	0.0	0.0	0	1.4	18.5
VMP-3	10	11/10/2022	52.0	0.0	N/A	50.5	0.6	0.4	0.0	0.0	0	0.2	20.2
VMP-3	10	1/27/2023	50.1	0.03	N/A	56.3	2.3	0.0	0.0	0.0	0	0.0	20.2
VMP-3	22	5/4/2022	55.7	0.0	N/A	50.4	0.0	0.0	0.0	0.0	0	0.6	20.2
VMP-3	22	7/29/2022	52.5	0.0	N/A	52.5	0.0	0.0	0.0	0.0	0	1.6	18.5
VMP-3	22	11/10/2022	51.8	0.0	N/A	51.3	0.0	0.0	0.0	0.0	0	1.3	19.5
VMP-3	22	1/27/2023	50.5	0.03	N/A	69.0	0.03	0.0	0.0	0.0	0	0.9	20.0
VMP-3	31.5	5/4/2022	57.5	0.0	N/A	51.4	0.0	0.0	0.0	0.0	0	1.3	19.4
VMP-3	31.5	7/29/2022	53.4	0.0	N/A	51.4	0.0	0.0	0.0	0.0	0	2.8	16.0
VMP-3	31.5	11/10/2022	51.2	0.0	N/A	53.3	0.0	0.0	0.0	0.0	0	4.0	15.1
VMP-3	31.5	1/27/2023	50.1	0.0	N/A	53.6	0.0	0.0	0.0	0.0	0	3.6	15.6
VMP-3[8]	39	5/4/2022	NS	NS	NS	NS	NS	NS	NS	NS	NS	NS	NS
VMP-3[8]	39	7/29/2022	NS	NS	NS	NS	NS	NS	NS	NS	NS	NS	NS
VMP-3[8]	39	11/10/2022	NS	NS	NS	NS	NS	NS	NS	NS	NS	NS	NS
VMP-3	39	1/27/2023	50.5	1.0	N/A	55.7	0.78	111000	965	OVR	OVR	10.0	0.6
VMP-4	5	4/27/2022	55.1	0.0	N/A	52.5	0.0	0.0	0.0	0.0	0	0.4	19.7
VMP-4	5	7/28/2022	55.4	0.0	N/A	57.7	0.0	0.0	0.0	0.0	0	0.8	20.5
VMP-4	5	11/3/2022	54.8	0.0	N/A	59.8	0.0	0.0	0.0	0.0	0	0.5	20.5
VMP-4	5	1/27/2023	81.9	0.0	N/A	58.2	0.0	0.0	0.0	0.0	0	0.1	20.8
VMP-4	12	4/27/2022	50.6	0.0	N/A	59.1	0.0	0.0	0.0	0.0	0	0.8	18.9
VMP-4	12	7/28/2022	60.9	0.0	N/A	56.4	0.0	0.0	0.0	0.0	0	2.3	19.5
VMP-4	12	11/3/2022	52.7	0.0	N/A	52.7	0.0	0.0	0.0	0.0	0	2.8	18.4
VMP-4	12	1/27/2023	55.6	0.0	N/A	53.7	0.0	0.0	0.0	0.0	0	1.5	19.8
VMP-4	23.5	4/27/2022	53.1	0.0	N/A	59.8	0.0	0.0	0.0	0.0	0	1.8	18.2
VMP-4	23.5	7/28/2022	60.6	0.0	N/A	61.0	0.0	0.0	0.0	0.0	0	1.4	19.3
VMP-4	23.5	11/3/2022	57.6	0.0	N/A	53.3	0.0	0.0	0.0	0.0	0	3.0	17.1
VMP-4	23.5	1/27/2023	62.4	0.0	N/A	66.2	0.0	0.0	0.0	0.0	0	3.1	17.9
VMP-4[8]	39	4/27/2022	NS	NS	NS	NS	NS	NS	NS	NS	NS	NS	NS
VMP-4[8]	39	7/28/2022	NS	NS	NS	NS	NS	NS	NS	NS	NS	NS	NS
VMP-4[8]	39	11/3/2022	NS	NS	NS	NS	NS	NS	NS	NS	NS	NS	NS
VMP-4[8]	39	1/27/2023	NS	NS	NS	NS	NS	NS	NS	NS	NS	NS	NS

TABLE 3
SOIL VAPOR SAMPLING - TEDLAR® SAMPLING DATA

Reading Location			Shroud	Tedlar® Bag 1		Shroud	Tedlar® Bag 2						
Instrument			Dielectric		Landtec	Dielectric		FID	PID	Landtec			
Location	Depth	Date	Helium in Shroud Before (%)	Helium Before (%)	CH_4 (%)	Helium in Shroud After (%)	Helium After (%)	FID (ppmv)	PID (ppmv)	CH_4 (%)	LEL (%)	CO_2 (%)	O_2 (%)
VMP-5	5	4/28/2022	53.3	0.0	N/A	53.3	0.0	0.0	0.0	0.0	0	0.1	20.5
VMP-5	5	7/25/2022	55.3	0.0	N/A	51.7	0.0	0.0	0.0	0.0	0	0.7	20.0
VMP-5	5	11/11/2022	64.3	0.0	N/A	50.2	0.0	0.0	0.0	0.0	0	0.4	20.9
VMP-5	5	1/23/2023	69.8	0.0	N/A	50.4	0.0	0.0	0.0	0.0	0	0.2	20.5
VMP-5	12.5	4/28/2022	54.2	0.0	N/A	57.7	0.0	0.0	0.0	0.0	0	0.5	20.1
VMP-5	12.5	7/25/2022	54.3	0.0	N/A	56.3	0.1	0.0	0.0	0.0	0	1.5	18.8
VMP-5	12.5	11/11/2022	52.3	0.0	N/A	53.1	0.0	0.0	0.0	0.0	0	1.5	20.2
VMP-5	12.5	1/23/2023	52.8	0.0	N/A	54.3	0.0	0.0	0.0	0.0	0	0.7	20.3
VMP-5	31	4/28/2022	51.1	0.0	N/A	53.6	0.0	0.0	0.0	0.0	0	1.5	18.9
VMP-5	31	7/25/2022	53.9	0.1	N/A	50.6	0.0	0.0	0.0	0.0	0	1.7	18.3
VMP-5	31	11/11/2022	60.2	0.0	N/A	55.0	0.0	0.0	0.0	0.0	0	2.6	19.0
VMP-5	31	1/23/2023	53.2	0.0	N/A	55.5	0.0	0.0	0.0	0.0	0	2.2	19.0
VMP-5	40	4/28/2022	51.4	0.0	N/A	52.3	0.0	0.5	0.0	0.0	0	1.6	18.6
VMP-5	40	7/25/2022	53.1	0.0	N/A	50.3	0.0	0.0	0.0	0.0	0	1.7	18.2
VMP-5	40	11/11/2022	50.7	0.0	N/A	50.1	0.0	0.0	0.0	0.0	0	2.6	18.9
VMP-5	40	1/23/2023	57.5	0.0	N/A	57.6	0.0	0.0	0.3	0.0	0	2.5	18.5
VMP-6	5	4/28/2022	55.9	0.0	N/A	53.5	0.0	0.0	0.0	0.0	0	0.9	20.3
VMP-6	5	7/26/2022	52.0	0.0	N/A	59.1	0.0	0.0	0.0	0.0	0	1.8	16.4
VMP-6	5	11/10/2022	52.8	0.0	N/A	54.4	0.0	0.0	0.0	0.0	0	2.9	17.9
VMP-6	5	1/26/2023	50.4	0.0725	N/A	53.3	0.145	0.0	0.0	0.0	0	0.5	20.7
VMP-6	10	4/28/2022	50.9	0.0	N/A	62.2	0.1	0.0	0.0	0.0	0	1.2	19.7
VMP-6	10	7/26/2022	51.4	0.0	N/A	61.1	0.0	0.0	0.0	0.0	0	4.2	16.0
VMP-6	10	11/10/2022	53.7	0.0	N/A	53.7	0.0	0.0	0.0	0.0	0	3.2	17.6
VMP-6	10	1/26/2023	50.1	0.0275	N/A	50.4	0.0	0.0	0.0	0.0	0	1.6	20.0
VMP-6	31.5	4/28/2022	51.0	0.0	N/A	51.7	0.0	0.0	0.0	0.0	0	3.1	17.8
VMP-6	31.5	7/26/2022	53.3	0.0	N/A	62.2	0.0	0.0	0.0	0.0	0	4.1	16.0
VMP-6	31.5	11/10/2022	51.6	0.0	N/A	51.8	0.0	0.0	0.0	0.0	0	5.3	15.2
VMP-6	31.5	1/26/2023	50.5	0.0	N/A	55.8	0.0	0.0	0.0	0.0	0	4.6	17.3
VMP-6	39	4/28/2022	57.5	0.0	N/A	55.5	0.0	0.0	0.0	0.0	0	4.2	16.5
VMP-6	39	7/26/2022	51.1	0.0	N/A	63.6	0.0	1574	11.6	0.2	4	4.4	15.4
VMP-6	39	11/10/2022	52.3	0.0	N/A	54.5	0.0	3220	302	2.0	40	6.8	14.2
VMP-6	39	1/26/2023	50.2	0.0	N/A	61.4	0.0	3103	43.0	1.0	21	5.5	15.5
VMP-7	5	5/2/2022	50.2	0.0	N/A	55.4	0.2	0.0	0.0	0.0	0	0.9	19.5
VMP-7	5	7/25/2022	54.5	0.0	N/A	64.5	0.0	0.0	0.0	0.0	0	2.9	16.7
VMP-7	5	11/7/2022	50.1	0.0	N/A	51.2	0.0	0.0	0.0	0.0	0	0.8	19.3
VMP-7	5	1/20/2023	88.8	0.0	N/A	50.2	0.0	0.0	0.0	0.0	0	1.5	17.0
VMP-7	13.5	5/2/2022	57.0	0.0	N/A	53.7	0.0	0.0	0.0	0.0	0	1.2	19.0
VMP-7	13.5	7/25/2022	58.9	0.0	N/A	51.9	0.0	0.0	0.0	0.0	0	2.6	16.8
VMP-7	13.5	11/7/2022	55.1	0.0	N/A	50.6	0.0	0.0	0.0	0.0	0	1.1	18.9
VMP-7	13.5	1/20/2023	55.2	0.0	N/A	55.3	0.0	0.0	0.0	0.0	0	1.7	18.8
VMP-7	29.5	5/2/2022	52.3	0.0	N/A	52.0	0.0	0.0	0.0	0.0	0	2.6	17.6
VMP-7	29.5	7/25/2022	55.4	0.0	N/A	52.2	0.0	0.0	0.0	0.0	0	2.9	16.5
VMP-7	29.5	11/7/2022	52.3	0.0	N/A	50.4	0.0	1.0	0.0	0.0	0	3.8	16.0
VMP-7	29.5	1/20/2023	52.2	0.0	N/A	66.5	0.0	0.0	0.0	0.0	0	4.6	15.2
VMP-7	38	5/2/2022	50.1	0.0	N/A	53.5	0.0	0.0	0.0	0.0	0	2.7	17.5
VMP-7	38	7/25/2022	54.8	0.0	N/A	51.5	0.0	0.0	0.0	0.0	0	3.0	19.8
VMP-7	38	11/7/2022	53.2	0.0	N/A	58.6	0.0	0.8	0.0	0.0	0	3.7	15.9
VMP-7	38	1/20/2023	59.9	0.0	N/A	52.8	0.0	0.0	0.0	0.0	0	4.7	14.8
VMP-8	5	4/27/2022	66.8	0.0	N/A	50.1	0.0	0.0	0.0	0.0	0	1.6	17.0
VMP-8	5	7/22/2022	53.7	0.0	N/A	52.3	0.0	0.0	0.0	0.0	0	4.3	16.4
VMP-8	5	11/11/2022	52.2	0.0	N/A	52.2	0.0	0.0	0.0	0.0	0	3.7	16.8
VMP-8	5	1/18/2023	68.2	0.0	N/A	53.3	0.0	0.0	0.0	0.0	0	3.1	18.6
VMP-8	9.5	4/27/2022	56.7	0.0	N/A	57.8	0.0	0.0	0.0	0.0	0	2.3	17.2
VMP-8	9.5	7/22/2022	85.8	0.0	N/A	57.1	0.0	0.0	0.0	0.0	0	3.5	16.2
VMP-8	9.5	11/11/2022	52.6	0.0	N/A	56.8	0.0	0.0	0.0	0.0	0	4.4	16.5
VMP-8	9.5	1/18/2023	56.6	0.0	N/A	55.4	0.0	0.0	0.0	0.0	0	4.2	16.9
VMP-8	23.5	4/27/2022	52.7	0.0	N/A	50.5	0.0	0.0	0.0	0.0	0	2.8	17.0
VMP-8	23.5	7/22/2022	78.3	0.0	N/A	55.5	0.0	0.0	0.0	0.0	0	3.2	16.3
VMP-8	23.5	11/11/2022	52.1	0.0	N/A	53.6	0.0	0.0	0.0	0.0	0	4.8	15.8
VMP-8	23.5	1/18/2023	56.0	2.8	N/A	51.9	3.7	0.0	0.7	0.0	0	4.7	15.5
VMP-8	35.5	4/27/2022	55.2	0.0	N/A	54.1	0.0	0.0	0.0	0.0	0	1.7	12.1
VMP-8	35.5	7/22/2022	72.8	0.2	N/A	50.7	0.2	0.0	0.0	0.0	0	2.8	17.7
VMP-8	35.5	11/11/2022	51.6	0.0	N/A	57.4	0.0	0.0	0.0	0.0	0	3.1	17.3
VMP-8	35.5	1/18/2023	53.1	0.2875	N/A	52.9	0.0	0.0	0.7	0.0	0	3.0	17.9
VMP-9	5	4/27/2022	54.5	0.3	N/A	51.5	0.0	0.0	0.0	0.0	0	0.8	19.1
VMP-9	5	7/22/2022	50.2	0.0	N/A	50.9	0.0	0.0	0.0	0.0	0	2.8	17.7
VMP-9	5	11/7/2022	50.5	0.0	N/A	50.6	0.0	0.0	0.0	0.0	0	0.9	19.0
VMP-9	5	1/18/2023	61.0	0.0	N/A	56.1	0.0	0.0	0.0	0.0	0	0.6	20.7

TABLE 3
SOIL VAPOR SAMPLING - TEDLAR® SAMPLING DATA

Reading Location			Shroud	Tedlar® Bag 1		Shroud	Tedlar® Bag 2						
Instrument			Dielectric		Landtec	Dielectric		FID	PID	Landtec			
Location	Depth	Date	Helium in Shroud Before (%)	Helium Before (%)	CH_4 (%)	Helium in Shroud After (%)	Helium After (%)	FID (ppmv)	PID (ppmv)	CH_4 (%)	LEL (%)	CO_2 (%)	O_2 (%)
VMP-9	11.5	4/27/2022	52.6	0.0	N/A	52.4	0.0	0.0	0.0	0.0	0	0.9	19.4
VMP-9	11.5	7/22/2022	53.2	0.0	N/A	51.7	0.0	0.0	0.0	0.0	0	2.7	16.8
VMP-9	11.5	11/7/2022	65.2	0.0	N/A	51.2	0.0	0.0	0.0	0.0	0	2.6	17.6
VMP-9	11.5	1/18/2023	55.2	0.0	N/A	57.5	0.0	0.0	0.0	0.0	0	2.1	19.5
VMP-9	25.5	4/27/2022	53.2	0.0	N/A	50.4	0.0	0.0	0.0	0.0	0	1.5	18.9
VMP-9	25.5	7/22/2022	53.8	0.0	N/A	51.4	0.0	0.0	0.0	0.0	0	1.5	17.8
VMP-9	25.5	11/7/2022	52.7	0.0	N/A	50.0	0.0	0.0	0.0	0.0	0	2.4	16.9
VMP-9	25.5	1/18/2023	54.3	0.0	N/A	61.0	0.0	0.0	0.0	0.0	0	2.8	18.0
VMP-9	38.5	4/27/2022	54.0	0.0	N/A	53.8	0.0	0.0	0.0	0.0	0	1.8	18.7
VMP-9	38.5	7/22/2022	53.3	0.0	N/A	50.9	0.0	0.0	0.0	0.0	0	1.6	17.6
VMP-9	38.5	11/7/2022	67.9	0.0	N/A	53.6	0.0	5.9	0.0	0.0	0	2.3	16.2
VMP-9	38.5	1/18/2023	53.0	0.0	N/A	64.9	0.0	0.0	0.0	0.0	0	3.3	16.3
VMP-10	5	4/29/2022	57.1	0.0	N/A	65.1	0.0	0.0	0.0	0.0	0	0.6	20.0
VMP-10	5	7/27/2022	53.6	0.0	N/A	52.8	0.0	0.0	0.0	0.0	0	0.8	19.0
VMP-10	5	11/9/2022	52.3	0.0	N/A	50.0	0.0	0.0	0.0	0.0	0	0.6	18.5
VMP-10	5	1/19/2023	53.6	0.0	N/A	52.9	0.0	0.0	0.0	0.0	0	0.3	20.5
VMP-10	10	4/29/2022	60.9	0.0	N/A	57.0	0.0	0.0	0.0	0.0	0	0.3	20.1
VMP-10	10	7/27/2022	53.3	0.0	N/A	52.9	0.0	0.0	0.0	0.0	0	0.9	19.0
VMP-10	10	11/9/2022	55.5	0.0	N/A	50.9	0.0	0.0	0.0	0.0	0	0.6	18.1
VMP-10	10	1/19/2023	50.7	0.0	N/A	67.7	0.0	0.0	0.0	0.0	0	0.5	20.5
VMP-10	20	4/29/2022	53.1	0.0	N/A	55.5	0.0	0.0	0.0	0.0	0	0.2	20.2
VMP-10	20	7/27/2022	55.2	0.0	N/A	53.9	0.0	0.0	0.0	0.0	0	0.7	18.6
VMP-10	20	11/9/2022	56.5	0.0	N/A	51.3	0.0	0.0	0.0	0.0	0	1.0	17.7
VMP-10	20	1/19/2023	52.4	0.0	N/A	50.1	0.0	0.0	0.0	0.0	0	1.1	19.6
VMP-10	30	4/29/2022	60.6	0.0	N/A	57.7	0.0	0.0	0.0	0.0	0	0.4	20.0
VMP-10	30	7/27/2022	54.8	0.0	N/A	52.3	0.0	0.0	0.0	0.0	0	0.6	18.4
VMP-10	30	11/9/2022	52.0	0.0	N/A	50.3	0.0	0.0	0.0	0.0	0	1.3	17.0
VMP-10	30	1/19/2023	56.9	0.0	N/A	54.6	0.0	0.0	0.0	0.0	0	1.8	19.1
VMP-11	5	5/4/2022	53.7	1.8	N/A	55.2	0.3	0.0	0.0	0.0	0	0.5	19.6
VMP-11	5	7/28/2022	54.4	0.9	N/A	51.7	2.5	0.3	0.0	0.0	0	1.4	17.3
VMP-11	5	11/11/2022	52.4	0.0	N/A	57.7	0.0	0.0	0.0	0.0	0	1.1	19.7
VMP-11	5	1/18/2023	52.0	0.0	N/A	52.4	0.0	0.0	0.0	0.0	0	0.8	18.8
VMP-11	8	5/4/2022	51.3	0.0	N/A	55.2	0.0	0.0	0.0	0.0	0	0.7	19.0
VMP-11	8	7/28/2022	60.7	0.0	N/A	62.0	0.0	0.0	0.0	0.0	0	2.0	16.7
VMP-11	8	11/11/2022	53.8	0.0	N/A	63.8	0.0	0.0	0.0	0.0	0	1.2	19.5
VMP-11	8	1/18/2023	51.1	0.0	N/A	53.4	0.0	0.0	0.0	0.0	0	0.7	18.5
VMP-11	29	5/4/2022	52.3	0.0	N/A	53.3	0.1	0.0	0.0	0.0	0	0.5	19.6
VMP-11	29	7/28/2022	55.3	0.0	N/A	53.4	0.0	0.0	0.0	0.0	0	0.7	18.1
VMP-11	29	11/11/2022	53.6	0.0	N/A	55.9	0.0	0.0	0.0	0.0	0	1.5	18.4
VMP-11	29	1/18/2023	53.6	0.0	N/A	52.4	0.0	0.0	0.0	0.0	0	1.8	18.4
VMP-11	38	5/4/2022	53.7	0.0	N/A	52.9	0.1	0.0	0.0	0.0	0	0.7	19.2
VMP-11	38	7/28/2022	55.2	0.0	N/A	59.5	0.0	0.0	1.2	0.0	0	1.9	15.1
VMP-11	38	11/11/2022	51.8	0.0	N/A	56.3	0.0	0.0	0.0	0.0	0	1.0	19.7
VMP-11	38	1/18/2023	57.3	0.0	N/A	53.1	0.0	0.0	0.0	0.0	0	0.6	20.1
VMP-12	5	5/4/2022	56.2	0.0	N/A	53.6	0.0	0.0	0.0	0.0	0	0.2	19.1
VMP-12	5	8/1/2022	52.7	0.2	N/A	51.9	0.0	0.0	0.0	0.0	0	0.1	20.1
VMP-12	5	11/10/2022	52.8	0.0	N/A	56.6	0.0	0.0	0.0	0.0	0	0.3	12.3
VMP-12	5	1/26/2023	64.2	0.0	N/A	67.3	0.0	0.0	0.0	0.0	0	0.6	11.6
VMP-12	11.5	5/4/2022	54.2	0.0	N/A	50.3	0.0	0.0	0.0	0.0	0	2.3	15.9
VMP-12	11.5	8/1/2022	53.8	0.0	N/A	51.3	0.0	0.0	0.0	0.0	0	3.3	12.2
VMP-12	11.5	11/10/2022	54.1	0.0	N/A	53.8	0.0	0.0	0.0	0.0	0	8.7	5.2
VMP-12	11.5	1/26/2023	53.5	0.0	N/A	54.9	0.0	0.0	0.0	0.0	0	6.9	8.9
VMP-12	25	5/4/2022	50.2	1.4	27.2	52.9	2.0	119000	279	26.7	OVR	12.0	0.4
VMP-12	25	8/1/2022	53.8	2.7	32.0	51.6	2.9	153000	268	31.9	OVR	12.1	1.0
VMP-12	25	11/10/2022	53.0	3.4	38.7	52.5	2.3	144000	257	39.1	OVR	12.5	0.8
VMP-12	25	1/26/2023	55.9	0.992	N/A	53.4	0.763	102000	144	16.2	OVR	13.1	0.4
VMP-12	39	5/4/2022	58.5	4.1	OVR	56.6	7.2	511000	467	OVR	OVR	12.7	0.1
VMP-12	39	8/1/2022	53.2	8.9	OVR	51.4	9.0	637000	514	OVR	OVR	12.2	1.0
VMP-12	39	11/10/2022	55.4	6.6	OVR	50.2	5.9	418000	373	OVR	OVR	12.8	0.3
VMP-12	39	1/26/2023	55.4	3.2	N/A	50.4	2.5	231000	446	86.7	OVR	12.9	0.4
VMP-13	5	4/29/2022	56.0	0.0	N/A	50.6	0.0	0.0	0.0	0.0	0	0.1	20.3
VMP-13	5	7/27/2022	52.4	0.0	N/A	51.2	0.0	0.0	0.0	0.0	0	0.7	18.8
VMP-13	5	11/9/2022	51.7	0.0	N/A	51.6	0.0	0.0	0.0	0.0	0	0.6	19.6
VMP-13	5	1/19/2023	60.0	0.0	N/A	55.5	0.0	0.0	0.0	0.0	0	0.5	19.9
VMP-13	10.5	4/29/2022	54.1	0.0	N/A	52.5	0.9	0.0	0.0	0.0	0	0.1	20.3
VMP-13	10.5	7/27/2022	52.5	0.0	N/A	51.1	0.0	0.0	0.0	0.0	0	0.3	19.4
VMP-13	10.5	11/9/2022	50.2	0.0	N/A	52.7	0.0	0.0	0.0	0.0	0	0.6	19.7
VMP-13	10.5	1/19/2023	53.2	0.0	N/A	53.0	0.0	0.0	0.0	0.0	0	0.6	19.8

TABLE 3
SOIL VAPOR SAMPLING - TEDLAR® SAMPLING DATA

Reading Location			Shroud	Tedlar® Bag 1		Shroud	Tedlar® Bag 2						
Instrument			Dielectric		Landtec	Dielectric		FID	PID	Landtec			
Location	Depth	Date	Helium in Shroud Before (%)	Helium Before (%)	CH_4 (%)	Helium in Shroud After (%)	Helium After (%)	FID (ppmv)	PID (ppmv)	CH_4 (%)	LEL (%)	CO_2 (%)	O_2 (%)
VMP-13	21.5	4/29/2022	53.7	0.0	N/A	56.3	0.0	0.0	0.0	0.0	0	0.3	20.4
VMP-13	21.5	7/27/2022	53.7	0.0	N/A	51.8	0.0	0.0	0.0	0.0	0	0.2	19.7
VMP-13	21.5	11/9/2022	67.7	0.0	N/A	52.4	0.0	0.0	0.0	0.0	0	0.4	19.8
VMP-13	21.5	1/19/2023	53.0	0.0075	N/A	51.2	0.0	0.0	0.0	0.0	0	0.8	19.4
VMP-13	29.5	5/2/2022	56.2	0.0	N/A	52.5	0.0	0.0	0.0	0.0	0	0.1	20.3
VMP-13[8]	29.5	7/27/2022	NS	NS	NS	NS	NS	NS	NS	NS	NS	NS	NS
VMP-13	29.5	11/9/2022	55.3	0.0	N/A	74.9	0.0	0.0	0.0	0.0	0	0.7	19.9
VMP-13	29.5	1/19/2023	53.2	0.01	N/A	50.6	0.0	0.0	0.0	0.0	0	0.6	19.7
VMP-14	5	5/3/2022	50.2	0.0	N/A	55.8	0.0	0.0	0.0	0.0	0	0.5	20.2
VMP-14	5	7/27/2022	55.6	0.0	N/A	60.0	0.0	0.0	0.0	0.0	0	1.4	17.5
VMP-14	5	11/9/2022	51.6	0.0	N/A	58.8	0.0	0.0	0.0	0.0	0	0.3	19.9
VMP-14	5	1/19/2023	72.7	0.0	N/A	50.5	0.0	0.0	0.0	0.0	0	0.3	20.6
VMP-14[8]	11.5	5/3/2022	52.2	0.0	N/A	51.9	0.3	0.0	0.0	0.0	0	0.5	20.1
VMP-14	11.5	7/27/2022	51.4	0.4	N/A	56.9	0.6	0.0	0.0	0.0	0	1.4	17.6
VMP-14	11.5	11/9/2022	59.3	0.0	N/A	52.8	0.0	0.0	0.0	0.0	0	0.3	19.6
VMP-14	11.5	1/19/2023	55.4	0.0	N/A	50.4	0.0	0.0	0.0	0.0	0	0.3	20.3
VMP-14	20	5/3/2022	52.2	0.0	N/A	50.4	0.0	0.0	0.0	0.0	0	5.8	12.8
VMP-14	20	7/27/2022	56.6	0.0	N/A	55.9	0.0	0.0	0.2	0.0	0	7.4	9.4
VMP-14	20	11/9/2022	61.1	0.0	N/A	50.8	0.0	0.0	0.0	0.0	0	7.2	11.5
VMP-14	20	1/19/2023	70.1	0.0	N/A	52.3	0.0	0.0	0.0	0.0	0	8.2	11.6
VMP-14	29	5/3/2022	50.3	0.0	N/A	53.2	0.0	0.0	0.0	0.0	0	4.3	14.8
VMP-14	29	7/27/2022	53.3	0.0	N/A	57.7	0.0	0.0	0.0	0.0	0	4.3	13.3
VMP-14	29	11/9/2022	57.4	0.0	N/A	51.9	0.0	0.0	0.0	0.0	0	5.4	13.4
VMP-14	29	1/19/2023	57.9	0.0	N/A	57.4	0.0	20.3	0.0	0.0	0	6.9	13.4
VMP-15	5	5/3/2022	55.8	0.0	N/A	54.6	0.0	0.0	0.1	0.0	0	4.6	11.8
VMP-15	5	7/28/2022	55.7	0.0	N/A	50.7	0.0	0.0	0.5	0.0	0	4.2	5.8
VMP-15	5	11/9/2022	53.5	0.0	N/A	51.4	0.0	0.0	0.0	0.0	0	3.2	14.4
VMP-15	5	1/24/2023	93.4	0.0	N/A	54.5	0.0	0.0	0.0	0.0	0	3.3	16.7
VMP-15	21.5	5/3/2022	51.0	0.0	N/A	52.4	0.0	0.0	0.1	0.0	0	13.0	1.1
VMP-15	21.5	7/28/2022	52.4	0.0	N/A	54.7	0.0	151	0.4	0.0	0	12.9	0.0
VMP-15	21.5	11/9/2022	54.4	0.0	N/A	53.9	0.0	0.0	0.0	0.0	0	14.2	1.8
VMP-15	21.5	1/24/2023	59.9	0.0	N/A	54.5	0.0	0.0	0.0	0.0	0	15.2	2.6
VMP-15	25.5	5/3/2022	52.1	0.0	N/A	56.6	0.0	702	1.6	0.0	1	15.1	1.3
VMP-15	25.5	7/28/2022	59.2	0.0	N/A	61.4	0.0	3300	1.5	0.4	9	15.2	0.0
VMP-15	25.5	11/9/2022	63.2	0.0	N/A	61.3	0.0	0.0	0.3	0.0	0	15.1	2.3
VMP-15	25.5	1/24/2023	58.0	0.0	N/A	53.6	0.0	0.0	0.0	0.0	0	17.3	2.8
VMP-15	29	5/3/2022	53.4	0.0	N/A	58.9	0.0	21.0	0.2	0.0	0	16.2	0.2
VMP-15[8]	29	7/28/2022	NS	NS	NS	NS	NS	NS	NS	NS	NS	NS	NS
VMP-15	29	11/9/2022	55.3	0.0	N/A	62.3	0.0	0.0	0.2	0.0	0	15.0	2.2
VMP-15	29	1/24/2023	55.5	0.0	N/A	55.2	0.0	0.0	0.0	0.0	0	17.2	3.2
VMP-16	5	5/4/2022	51.6	0.0	N/A	55.4	0.0	0.0	0.0	0.0	0	3.8	16.2
VMP-16	5	8/1/2022	53.8	0.0	N/A	53.6	0.0	0.0	0.2	0.0	0	16.3	3.0
VMP-16	5	11/10/2022	50.1	0.0	N/A	54.7	0.0	1.0	0.3	0.0	0	13.0	3.6
VMP-16	5	1/26/2023	55.4	1.7795	N/A	51.3	1.52	0.0	0.0	0.0	0	1.9	18.9
VMP-16	13.5	5/4/2022	56.8	0.2	N/A	53.3	1.3	153000	335	39.3	OVR	15.8	0.0
VMP-16	13.5	8/1/2022	54.9	6.3	72.1	51.2	7.2	331000	429	83.2	OVR	15.5	1.2
VMP-16	13.5	11/10/2022	55.1	7.0	82.0	52.5	6.7	383000	333	OVR	OVR	16.4	0.2
VMP-16	13.5	1/26/2023	54.8	6.0	84.5	53.2	5.8	434000	307	83.6	OVR	15.1	1.3
VMP-16	19	5/4/2022	54.3	5.0	OVR	56.2	4.9	297000	365	OVR	OVR	15.9	0.0
VMP-16	19	8/1/2022	62.5	7.8	OVR	52.3	8.0	423000	462	OVR	OVR	15.6	0.5
VMP-16	19	11/10/2022	56.9	6.7	OVR	53.9	6.3	435000	351	OVR	OVR	16.1	0.5
VMP-16	19	1/26/2023	63.7	6.4	80.1	58.1	6.2	355000	361	83.0	OVR	15.2	1.8
VMP-16	31	5/4/2022	51.1	6.1	OVR	61.8	4.5	407000	506	OVR	OVR	15.4	0.6
VMP-16	31	8/1/2022	52.4	8.9	OVR	50.6	9.1	736000	634	OVR	OVR	15.2	1.3
VMP-16	31	11/10/2022	60.5	8.2	OVR	50.6	6.0	646000	464	OVR	OVR	14.4	0.3
VMP-16	31	1/26/2023	55.7	7.1	83.1	58.4	7.2	672000	735	83.2	OVR	16.3	0.4
VMP-17	5	4/27/2022	53.1	0.0	N/A	53.7	0.0	0.0	0.0	0.0	0	0.5	18.5
VMP-17	5	7/25/2022	53.3	0.0	N/A	53.9	0.0	0.0	0.0	0.0	0	1.2	19.4
VMP-17	5	11/10/2022	52.7	0.0	N/A	51.0	0.0	0.0	0.0	0.0	0	0.5	20.9
VMP-17	5	1/27/2023	56.2	1.025	N/A	60.0	1.9475	0.0	0.0	0.0	0	1.8	20.4
VMP-18	8.5	4/27/2022	53.0	0.0	N/A	52.6	0.0	0.0	0.0	0.0	0	0.3	19.4
VMP-18	8.5	7/22/2022	53.0	0.0	N/A	58.1	0.0	0.0	0.0	0.0	0	1.5	16.5
VMP-18	8.5	11/10/2022	51.7	0.0	N/A	56.6	0.0	0.0	0.0	0.0	0	1.9	16.3
VMP-18	8.5	1/23/2023	70.1	0.0	N/A	59.0	0.0	0.0	0.0	0.0	0	1.8	19.2
VMP-19	5	5/2/2022	52.9	0.0	N/A	53.1	0.0	0.0	0.0	0.0	0	0.3	19.8
VMP-19	5	7/22/2022	63.8	0.0	N/A	52.4	0.0	0.0	0.0	0.0	0	1.7	19.0
VMP-19	5	11/9/2022	50.5	0.0	N/A	65.2	0.0	0.0	0.0	0.0	0	1.3	19.9
VMP-19	5	1/24/2023	50.8	0.0	N/A	52.4	0.0	0.0	0.0	0.0	0	0.6	20.5

TABLE 3
SOIL VAPOR SAMPLING - TEDLAR® SAMPLING DATA

Reading Location			Shroud	Tedlar® Bag 1		Shroud	Tedlar® Bag 2						
Instrument			Dielectric		Landtec	Dielectric		FID	PID	Landtec			
Location	Depth	Date	Helium in Shroud Before (%)	Helium Before (%)	CH_4 (%)	Helium in Shroud After (%)	Helium After (%)	FID (ppmv)	PID (ppmv)	CH_4 (%)	LEL (%)	CO_2 (%)	O_2 (%)
VMP-20	5	4/29/2022	52.9	0.0	N/A	56.4	0.0	0.0	0.0	0.0	0	2.6	17.9
VMP-20	5	8/1/2022	56.5	0.0	N/A	50.8	0.0	0.0	0.0	0.0	0	7.6	11.3
VMP-20	5	11/2/2022	51.2	0.0	N/A	56.1	0.0	0.0	0.0	0.0	0	4.4	16.6
VMP-20	5	1/23/2023	51.9	0.0	N/A	56.6	0.0	0.0	0.0	0.0	0	1.8	19.4
VMP-20	10	4/29/2022	55.0	0.0	N/A	53.8	0.0	0.0	0.0	0.0	0	3.6	16.3
VMP-20	10	8/1/2022	60.5	0.0	N/A	53.6	0.0	0.0	0.0	0.0	0	9.3	9.3
VMP-20	10	11/2/2022	52.2	0.0	N/A	65.7	0.0	0.0	0.0	0.0	0	5.7	15.5
VMP-20	10	1/23/2023	50.4	0.0	N/A	51.1	0.0	0.0	0.0	0.0	0	2.9	18.3
VMP-20	25	4/29/2022	54.0	0.0	N/A	52.8	0.0	0.0	0.0	0.0	0	2.1	18.5
VMP-20	25	8/1/2022	58.6	0.0	N/A	56.8	0.0	0.0	0.0	0.0	0	3.7	16.4
VMP-20	25	11/2/2022	52.6	0.0	N/A	69.3	0.0	0.0	0.0	0.0	0	4.4	17.3
VMP-20	25	1/23/2023	50.9	0.0	N/A	51.3	0.0	0.0	0.0	0.0	0	2.8	18.4
VMP-20[8]	39.5	4/29/2022	NS	NS	NS	NS	NS	NS	NS	NS	NS	NS	NS
VMP-20[8]	39.5	8/1/2022	NS	NS	NS	NS	NS	NS	NS	NS	NS	NS	NS
VMP-20[8]	39.5	11/2/2022	NS	NS	NS	NS	NS	NS	NS	NS	NS	NS	NS
VMP-20	39.5	1/23/2023	50.5	0.0	N/A	57.2	0.0	0.0	0.0	0.0	0	4.7	10.5
VMP-21	5	4/29/2022	52.3	0.0	N/A	54.2	0.0	0.0	0.0	0.0	0	1.7	17.5
VMP-21	5	7/29/2022	53.8	0.0	N/A	54.0	0.0	0.0	0.6	0.0	0	4.2	13.5
VMP-21	5	11/11/2022	54.3	0.0	N/A	50.8	0.0	0.0	0.0	0.0	0	3.3	18.0
VMP-21	5	1/24/2023	50.2	0.0	N/A	52.3	0.0	0.0	0.0	0.0	0	1.0	20.4
VMP-21	10	4/29/2022	50.4	0.0	N/A	50.4	0.0	0.0	0.0	0.0	0	3.7	16.6
VMP-21	10	7/29/2022	60.7	0.0	N/A	51.2	0.0	0.0	0.5	0.0	0	5.2	12.9
VMP-21	10	11/11/2022	53.2	0.0	N/A	50.0	0.0	0.0	0.0	0.0	0	6.5	15.7
VMP-21	10	1/24/2023	50.1	0.0	N/A	65.2	0.0	0.0	0.0	0.0	0	4.0	17.6
VMP-21	25	4/29/2022	52.4	0.0	N/A	50.6	0.0	0.0	0.0	0.0	0	3.9	16.1
VMP-21	25	7/29/2022	54.2	0.0	N/A	55.4	0.0	0.0	0.4	0.0	0	3.6	14.7
VMP-21	25	11/11/2022	51.0	0.0	N/A	50.0	0.0	0.0	0.0	0.0	0	5.4	15.9
VMP-21	25	1/24/2023	52.1	0.0	N/A	53.6	0.0	0.0	0.0	0.0	0	4.6	16.5
VMP-21	33	4/29/2022	56.8	0.0	N/A	57.7	0.0	0.0	0.0	0.0	0	3.9	15.9
VMP-21	33	7/29/2022	55.7	0.0	N/A	58.7	0.0	0.0	0.5	0.0	0	3.3	14.8
VMP-21	33	11/11/2022	54.1	0.0	N/A	52.2	0.0	0.0	0.0	0.0	0	5.4	15.5
VMP-21	33	1/24/2023	50.2	0.0	N/A	54.3	0.0	0.0	0.0	0.0	0	4.7	16.1
VMP-22[8]	5	5/5/2022	NS	NS	NS	NS	NS	NS	NS	NS	NS	NS	NS
VMP-22	5	7/26/2022	64.4	0.0	N/A	52.7	0.0	0.0	0.0	0.0	0	0.8	18.3
VMP-22	5	11/11/2022	50.2	0.0	N/A	52.8	0.0	0.0	0.0	0.0	0	1.1	19.8
VMP-22	5	1/27/2023	59.3	0.0	N/A	54.4	0.0	0.0	0.0	0.0	0	0.4	20.5
VMP-22	10	5/5/2022	50.1	0.0	N/A	65.2	0.0	12.5	0.3	0.0	0	3.4	17.2
VMP-22	10	7/26/2022	60.6	0.0	N/A	51.9	0.0	0.0	0.0	0.0	0	0.5	16.5
VMP-22	10	11/11/2022	57.1	0.2	N/A	50.9	0.4	0.0	0.0	0.0	0	0.3	20.8
VMP-22	10	1/27/2023	58.4	0.4425	N/A	59.0	0.95	0.0	0.0	0.0	0	0.2	20.5
VMP-22	18	5/5/2022	53.3	0.0	N/A	64.5	0.0	4.3	0.2	0.0	0	3.8	16.5
VMP-22[8]	18	7/26/2022	NS	NS	NS	NS	NS	NS	NS	NS	NS	NS	NS
VMP-22	18	11/11/2022	55.7	0.1	N/A	50.4	0.1	0.0	0.0	0.0	0	1.6	19.8
VMP-22	18	1/27/2023	58.7	0.245	N/A	55.7	0.405	0.0	0.0	0.0	0	0.4	20.4
VMP-22	38	5/5/2022	58.9	0.1	N/A	64.4	0.0	0.0	0.0	0.0	0	3.2	17.3
VMP-22[8]	38	7/26/2022	NS	NS	NS	NS	NS	NS	NS	NS	NS	NS	NS
VMP-22	38	11/11/2022	54.0	0.2	N/A	50.5	0.3	0.0	0.0	0.0	0	0.3	20.7
VMP-22	38	1/27/2023	57.1	0.4175	N/A	52.1	0.3775	0.0	0.0	0.0	0	0.2	20.5
VMP-23	5	5/4/2022	56.3	0.0	N/A	54.9	0.0	0.0	0.0	0.0	0	1.0	19.5
VMP-23	5	7/25/2022	53.6	0.0	N/A	53.4	0.0	0.0	0.0	0.0	0	2.2	18.6
VMP-23	5	11/3/2022	50.4	0.0	N/A	54.3	0.0	0.0	0.0	0.0	0	1.0	19.3
VMP-23	5	1/23/2023	76.8	0.0	N/A	50.1	0.0	0.0	0.0	0.0	0	0.7	20.5
VMP-23	10	5/4/2022	53.7	0.0	N/A	50.5	0.0	0.0	0.0	0.0	0	0.7	19.9
VMP-23	10	7/25/2022	52.9	0.2	N/A	52.9	0.0	0.0	0.0	0.0	0	1.9	18.5
VMP-23	10	11/3/2022	58.5	0.0	N/A	58.6	0.0	0.0	0.0	0.0	0	1.5	19.1
VMP-23	10	1/23/2023	53.0	0.0	N/A	63.7	0.01	0.0	0.0	0.0	0	0.6	20.0
VMP-23	25	5/4/2022	54.2	0.0	N/A	52.4	0.0	0.0	0.0	0.0	0	1.7	18.9
VMP-23	25	7/25/2022	53.0	0.0	N/A	52.5	0.0	0.0	0.0	0.0	0	2.2	17.7
VMP-23	25	11/3/2022	51.2	0.0	N/A	56.6	0.0	0.0	0.0	0.0	0	3.3	17.3
VMP-23	25	1/23/2023	67.4	0.0	N/A	53.5	0.0	0.0	0.0	0.0	0	3.0	18.7
VMP-23	40	5/4/2022	54.6	0.0	N/A	53.3	0.0	0.0	0.0	0.0	0	2.6	18.2
VMP-23[8]	40	7/25/2022	NS	NS	NS	NS	NS	NS	NS	NS	NS	NS	NS
VMP-23	40	11/3/2022	56.9	0.0	N/A	54.2	0.0	0.0	0.0	0.0	0	3.6	16.6
VMP-23	40	1/23/2023	64.4	0.0	N/A	56.0	0.0	0.0	0.0	0.0	0	4.3	17.5
VMP-24	5	5/3/2022	50.2	0.0	N/A	54.4	0.2	0.0	0.0	0.0	0	2.3	18.7
VMP-24	5	7/25/2022	52.6	0.0	N/A	56.2	0.0	0.0	0.0	0.0	0	1.6	19.4
VMP-24	5	11/7/2022	52.5	0.0	N/A	53.1	0.1	0.0	0.0	0.0	0	1.2	20.5
VMP-24	5	1/19/2023	55.4	0.0	N/A	53.5	0.13	0.0	0.0	0.0	0	1.9	20.0

TABLE 3
SOIL VAPOR SAMPLING - TEDLAR® SAMPLING DATA

Reading Location			Shroud	Tedlar® Bag 1		Shroud	Tedlar® Bag 2						
Instrument			Dielectric		Landtec	Dielectric		FID	PID	Landtec			
Location	Depth	Date	Helium in Shroud Before (%)	Helium Before (%)	CH_4 (%)	Helium in Shroud After (%)	Helium After (%)	FID (ppmv)	PID (ppmv)	CH_4 (%)	LEL (%)	CO_2 (%)	O_2 (%)
VMP-24	10	5/3/2022	52.9	0.0	N/A	52.0	0.5	0.0	0.0	0.0	0	2.9	18.6
VMP-24	10	7/25/2022	52.1	0.4	N/A	68.2	0.2	0.0	0.0	0.0	0	4.2	17.3
VMP-24	10	11/7/2022	50.0	0.0	N/A	52.5	0.0	0.0	0.0	0.0	0	4.9	17.0
VMP-24	10	1/19/2023	50.9	0.0	N/A	55.1	0.0	0.0	0.0	0.0	0	3.6	18.4
VMP-24	22	5/3/2022	50.7	0.4	N/A	54.1	1.5	0.0	0.0	0.0	0	0.5	19.7
VMP-24	22	7/25/2022	53.9	0.2	N/A	50.1	0.1	0.0	0.0	0.0	0	3.6	17.5
VMP-24	22	11/7/2022	52.4	0.6	N/A	50.0	0.8	0.0	0.0	0.0	0	0.7	20.7
VMP-24	22	1/19/2023	58.4	0.1075	N/A	52.6	0.095	0.0	0.0	0.0	0	0.9	20.6
VMP-24	34	5/3/2022	52.7	0.0	N/A	62.9	0.0	0.0	0.1	0.0	0	3.6	17.6
VMP-24	34	7/25/2022	60.5	0.6	N/A	57.5	0.5	0.0	0.0	0.0	0	2.5	18.9
VMP-24	34	11/7/2022	67.8	0.5	N/A	53.7	0.8	0.0	0.0	0.0	0	1.2	20.2
VMP-24	34	1/19/2023	59.7	0.075	N/A	54.2	0.5	0.0	0.0	0.0	0	0.5	20.7
VMP-25	5	5/3/2022	51.7	0.5	19.4	58.5	0.7	87230	434	23.3	OVR	8.3	0.6
VMP-25[11]	5	6/24/2022	55.5	0.0	NM	78.9	0.0	18790	52.4	1.7	34	8.2	0.6
VMP-25	5	7/27/2022	51.9	0.0	N/A	61.7	0.0	9270	7.5	0.8	17	6.8	7.4
VMP-25	5	11/2/2022	53.9	0.0	N/A	60.8	0.0	4720	7.8	0.5	11	6.2	9.0
VMP-25	5	1/24/2023	52.8	0.0	N/A	59.3	0.0	17.8	4360	0.4	9	4.1	9.1
VMP-25[8]	9.5	5/3/2022	NS	NS	NS	NS	NS	NS	NS	NS	NS	NS	NS
VMP-25[8]	9.5	7/27/2022	NS	NS	NS	NS	NS	NS	NS	NS	NS	NS	NS
VMP-25[8]	9.5	11/2/2022	NS	NS	NS	NS	NS	NS	NS	NS	NS	NS	NS
VMP-25[8]	9.5	1/24/2023	NS	NS	NS	NS	NS	NS	NS	NS	NS	NS	NS
VMP-25[8]	21	5/3/2022	NS	NS	NS	NS	NS	NS	NS	NS	NS	NS	NS
VMP-25[8]	21	7/27/2022	NS	NS	NS	NS	NS	NS	NS	NS	NS	NS	NS
VMP-25[8]	21	11/2/2022	NS	NS	NS	NS	NS	NS	NS	NS	NS	NS	NS
VMP-25[8]	21	1/24/2023	NS	NS	NS	NS	NS	NS	NS	NS	NS	NS	NS
VMP-25[7]	31	5/3/2022	NS	NS	NS	NS	NS	NS	NS	NS	NS	NS	NS
VMP-25[7]	31	7/27/2022	NS	NS	NS	NS	NS	NS	NS	NS	NS	NS	NS
VMP-25[7]	31	11/2/2022	NS	NS	NS	NS	NS	NS	NS	NS	NS	NS	NS
VMP-25[7]	31	1/24/2023	NS	NS	NS	NS	NS	NS	NS	NS	NS	NS	NS
VMP-32	5	4/28/2022	72.5	0.0	N/A	55.8	0.0	0.0	0.0	0.0	0	2.0	18.2
VMP-32	5	7/29/2022	54.5	0.0	N/A	50.4	0.0	0.0	0.0	0.0	0	4.3	15.7
VMP-32	5	11/8/2022	52.8	0.0	N/A	50.1	0.0	0.0	0.0	0.0	0	3.4	17.3
VMP-32	5	1/23/2023	51.3	0.0	N/A	54.3	0.0	0.0	0.0	0.0	0	2.0	19.1
VMP-32	10	4/28/2022	57.9	0.0	N/A	52.8	0.0	0.0	0.0	0.0	0	1.8	18.4
VMP-32	10	7/29/2022	52.6	0.0	N/A	58.3	0.0	0.0	0.0	0.0	0	3.8	15.8
VMP-32	10	11/8/2022	51.3	0.0	N/A	50.5	0.0	0.0	0.0	0.0	0	3.8	16.6
VMP-32	10	1/23/2023	50.6	0.0	N/A	52.5	0.0	0.0	0.0	0.0	0	2.4	18.9
VMP-32	20	4/28/2022	52.4	0.0	N/A	52.5	0.0	2.3	0.5	0.0	0	0.6	19.8
VMP-32	20	7/29/2022	50.9	0.2	N/A	54.4	0.5	0.0	0.0	0.0	0	0.4	19.3
VMP-32	20	11/8/2022	55.8	0.0	N/A	52.1	0.0	0.0	0.0	0.0	0	0.7	19.4
VMP-32	20	1/23/2023	50.3	0.14	N/A	52.4	0.0625	0.2	0.0	0.0	0	0.0	19.7
VMP-32	30	4/28/2022	51.4	1.0	N/A	58.3	2.3	0.0	0.0	0.0	0	0.1	20.1
VMP-32[8]	30	7/29/2022	NS	NS	NS	NS	NS	NS	NS	NS	NS	NS	NS
VMP-32[8]	30	11/8/2022	NS	NS	NS	NS	NS	NS	NS	NS	NS	NS	NS
VMP-32	30	1/23/2023	50.6	0.0925	N/A	52.0	0.125	0.2	0.0	0.0	0	0.0	20.8
VMP-41	10	4/29/2022	53.3	0.0	N/A	57.2	0.0	0.0	0.0	0.0	0	0.3	20.0
VMP-41	10	7/27/2022	53.1	0.0	N/A	67.8	0.0	0.0	0.0	0.0	0	1.4	18.8
VMP-41	10	11/9/2022	53.2	0.0	N/A	53.5	0.0	0.0	0.0	0.0	0	0.7	19.0
VMP-41	10	1/19/2023	57.2	0.0	N/A	53.6	0.0	0.0	0.0	0.0	0	0.8	20.0
VMP-41	20	4/29/2022	57.2	0.0	N/A	57.0	0.0	0.0	0.0	0.0	0	0.4	19.9
VMP-41	20	7/27/2022	66.9	0.0	N/A	57.6	0.0	0.0	0.0	0.0	0	1.2	18.1
VMP-41	20	11/9/2022	55.5	0.0	N/A	50.7	0.0	0.0	0.0	0.0	0	1.2	18.5
VMP-41	20	1/19/2023	54.8	0.0	N/A	51.3	0.0	0.0	0.0	0.0	0	1.4	19.3
VMP-41	26	4/29/2022	53.9	0.0	N/A	51.1	0.0	0.0	0.0	0.0	0	0.7	19.6
VMP-41	26	7/27/2022	67.4	0.0	N/A	52.5	0.0	0.0	0.0	0.0	0	1.0	17.9
VMP-41	26	11/9/2022	54.9	0.0	N/A	53.0	0.0	0.0	0.0	0.0	0	1.6	17.8
VMP-41	26	1/19/2023	51.9	0.0	N/A	71.4	0.0	0.0	0.0	0.0	0	2.1	18.4
VMP-42	10	4/28/2022	53.9	0.0	N/A	52.8	0.0	0.0	0.0	0.0	0	0.4	20.1
VMP-42	10	7/28/2022	56.8	0.0	N/A	53.8	0.0	0.0	0.0	0.0	0	1.1	19.1
VMP-42	10	11/4/2022	52.4	0.0	N/A	50.7	0.0	0.0	0.0	0.0	0	0.5	19.9
VMP-42	10	1/20/2023	62.0	0.06	N/A	50.4	0.0	0.0	0.0	0.0	0	0.2	20.0
VMP-42	20	4/28/2022	52.0	0.0	N/A	64.8	0.0	0.0	0.0	0.0	0	0.8	19.6
VMP-42	20	7/28/2022	52.1	0.0	N/A	51.0	0.0	0.0	0.0	0.0	0	1.6	18.4
VMP-42	20	11/4/2022	54.7	0.0	N/A	57.4	0.0	0.0	0.0	0.0	0	0.7	19.7
VMP-42	20	1/20/2023	54.4	0.0	N/A	54.4	0.0	0.0	0.0	0.0	0	0.3	20.2
VMP-42	30	4/28/2022	59.0	0.0	N/A	52.3	0.0	0.0	0.0	0.0	0	1.4	19.5
VMP-42	30	7/28/2022	52.1	0.0	N/A	54.1	0.0	0.0	0.0	0.0	0	1.8	18.0
VMP-42	30	11/4/2022	51.6	0.0	N/A	60.8	0.0	0.0	0.0	0.0	0	2.7	18.3
VMP-42	30	1/20/2023	50.6	0.0325	N/A	54.9	0.03	0.0	0.0	0.0	0	1.4	19.7

TABLE 3
SOIL VAPOR SAMPLING - TEDLAR® SAMPLING DATA

Reading Location			Shroud	Tedlar® Bag 1		Shroud	Tedlar® Bag 2						
Instrument			Dielectric		Landtec	Dielectric		FID	PID	Landtec			
Location	Depth	Date	Helium in Shroud Before (%)	Helium Before (%)	CH_4 (%)	Helium in Shroud After (%)	Helium After (%)	FID (ppmv)	PID (ppmv)	CH_4 (%)	LEL (%)	CO_2 (%)	O_2 (%)
VMP-43	10	5/2/2022	56.0	0.0	N/A	50.6	0.0	0.0	0.0	0.0	0	0.2	20.7
VMP-43	10	7/28/2022	54.3	0.0	N/A	54.0	0.0	0.0	0.0	0.0	0	0.7	19.5
VMP-43	10	11/4/2022	51.6	0.0	N/A	52.2	0.0	0.0	0.0	0.0	0	0.2	20.4
VMP-43	10	1/20/2023	62.7	0.15	N/A	52.4	0.0	0.0	0.0	0.0	0	0.3	20.6
VMP-43	20	5/2/2022	51.8	0.0	N/A	50.4	0.0	0.0	0.0	0.0	0	0.5	20.3
VMP-43	20	7/28/2022	57.9	0.0	N/A	54.8	0.0	0.0	0.0	0.0	0	0.9	19.0
VMP-43	20	11/4/2022	52.6	0.0	N/A	56.8	0.0	0.0	0.0	0.0	0	0.4	20.1
VMP-43	20	1/20/2023	57.8	0.0	N/A	52.0	0.0	0.0	0.0	0.0	0	0.6	20.3
VMP-43	30	5/2/2022	59.7	0.0	N/A	50.1	0.0	3.7	0.0	0.0	0	0.3	20.4
VMP-43	30	7/28/2022	52.6	0.0	N/A	52.8	0.0	0.0	0.0	0.0	0	0.5	19.5
VMP-43	30	11/4/2022	52.4	0.0	N/A	54.6	0.0	0.0	0.0	0.0	0	0.3	19.9
VMP-43	30	1/20/2023	51.3	0.0	N/A	84.2	0.0	0.0	0.0	0.0	0	0.5	20.6
VMP-44[7]	10	4/27/2022	NS	NS	NS	NS	NS	NS	NS	NS	NS	NS	NS
VMP-44[7]	10	7/28/2022	NS	NS	NS	NS	NS	NS	NS	NS	NS	NS	NS
VMP-44[7]	10	11/4/2022	NS	NS	NS	NS	NS	NS	NS	NS	NS	NS	NS
VMP-44[7]	10	1/20/2023	NS	NS	NS	NS	NS	NS	NS	NS	NS	NS	NS
VMP-44[7]	20	4/27/2022	NS	NS	NS	NS	NS	NS	NS	NS	NS	NS	NS
VMP-44[7]	20	7/28/2022	NS	NS	NS	NS	NS	NS	NS	NS	NS	NS	NS
VMP-44[7]	20	11/4/2022	NS	NS	NS	NS	NS	NS	NS	NS	NS	NS	NS
VMP-44[7]	20	1/20/2023	NS	NS	NS	NS	NS	NS	NS	NS	NS	NS	NS
VMP-44[7]	30	4/27/2022	NS	NS	NS	NS	NS	NS	NS	NS	NS	NS	NS
VMP-44[7]	30	7/28/2022	NS	NS	NS	NS	NS	NS	NS	NS	NS	NS	NS
VMP-44[7]	30	11/4/2022	NS	NS	NS	NS	NS	NS	NS	NS	NS	NS	NS
VMP-44[7]	30	1/20/2023	NS	NS	NS	NS	NS	NS	NS	NS	NS	NS	NS
VMP-45	10	5/2/2022	55.2	0.0	N/A	56.3	0.3	0.0	0.0	0.0	0	0.4	19.7
VMP-45	10	7/25/2022	61.5	0.0	N/A	57.1	0.0	0.0	0.0	0.0	0	1.3	19.1
VMP-45	10	11/7/2022	50.8	0.0	N/A	51.3	0.0	0.0	0.0	0.0	0	0.7	20.1
VMP-45	10	1/20/2023	65.5	0.01	N/A	53.2	0.0	0.0	0.0	0.0	0	0.5	19.8
VMP-45	20	5/2/2022	54.0	0.1	N/A	51.4	0.1	0.0	0.0	0.0	0	0.6	19.3
VMP-45	20	7/25/2022	56.5	0.0	N/A	50.4	0.0	0.0	0.0	0.0	0	1.3	18.8
VMP-45	20	11/7/2022	50.4	1.4	N/A	52.7	1.1	0.0	0.0	0.0	0	0.9	19.6
VMP-45	20	1/20/2023	54.1	0.145	N/A	57.7	0.0	0.0	0.0	0.0	0	0.4	20.0
VMP-45	30	5/2/2022	53.5	0.3	N/A	50.6	0.6	0.0	0.0	0.0	0	0.3	19.6
VMP-45	30	7/25/2022	55.6	0.6	N/A	65.4	0.6	0.0	0.0	0.0	0	0.5	19.7
VMP-45	30	11/7/2022	64.4	2.1	N/A	50.1	2.0	0.0	0.0	0.0	0	0.3	19.9
VMP-45	30	1/20/2023	52.2	0.31	N/A	58.3	0.0	0.7	0.0	0.0	0	0.3	19.7
VMP-47	5	5/5/2022	53.1	0.0	N/A	51.9	0.0	0.0	0.0	0.0	0	0.5	20.2
VMP-47	5	8/2/2022	51.9	0.0	N/A	50.6	0.0	0.0	0.0	0.0	0	1.6	18.8
VMP-47	5	11/8/2022	50.6	0.0	N/A	55.0	0.0	0.0	0.0	0.0	0	0.8	20.1
VMP-47	5	1/23/2023	55.3	0.16	N/A	56.8	0.65	0.0	0.0	0.0	0	0.0	20.6
VMP-47	10	5/5/2022	52.6	0.0	N/A	52.6	0.0	0.0	0.0	0.0	0	0.9	20.2
VMP-47	10	8/2/2022	54.4	0.0	N/A	51.7	0.0	0.0	0.0	0.0	0	1.9	18.2
VMP-47	10	11/8/2022	63.7	0.0	N/A	55.6	0.0	0.0	0.0	0.0	0	1.3	19.6
VMP-47	10	1/23/2023	54.2	0.0125	N/A	53.3	0.0	0.0	0.0	0.0	0	0.5	20.2
VMP-47	20	5/5/2022	53.1	0.0	N/A	50.3	0.0	0.0	0.0	0.0	0	0.8	20.3
VMP-47	20	8/2/2022	51.0	0.0	N/A	51.8	0.0	0.0	0.0	0.0	0	2.2	17.9
VMP-47	20	11/8/2022	61.6	0.0	N/A	51.2	0.0	0.0	0.0	0.0	0	1.3	19.4
VMP-47	20	1/23/2023	58.7	0.0	N/A	56.7	0.0	0.0	0.0	0.0	0	0.5	20.3
VMP-47	30	5/5/2022	52.7	0.0	N/A	50.3	0.0	0.0	0.0	0.0	0	0.9	20.3
VMP-47	30	8/2/2022	52.1	0.0	N/A	54.7	0.0	0.0	0.0	0.0	0	1.1	18.7
VMP-47	30	11/8/2022	57.6	0.0	N/A	52.4	0.0	0.0	0.0	0.0	0	2.1	18.6
VMP-47	30	1/23/2023	54.0	0.0	N/A	62.1	0.0	0.0	0.0	0.0	0	1.7	20.0
VMP-48	5	4/29/2022	50.2	0.0	N/A	63.5	0.0	0.0	0.0	0.0	0	1.4	19.0
VMP-48	5	7/29/2022	53.7	0.0	N/A	54.3	0.0	0.0	0.0	0.0	0	3.2	16.0
VMP-48	5	11/2/2022	52.4	0.0	N/A	52.9	0.0	0.0	0.0	0.0	0	1.1	19.4
VMP-48	5	1/24/2023	50.4	0.0	N/A	52.2	0.0	0.0	0.0	0.0	0	0.4	20.7
VMP-48	10	4/29/2022	53.7	0.0	N/A	62.3	0.0	0.0	0.0	0.0	0	1.0	19.4
VMP-48	10	7/29/2022	52.8	0.0	N/A	53.1	0.0	0.0	0.0	0.0	0	2.3	17.6
VMP-48	10	11/2/2022	52.6	0.0	N/A	53.9	0.0	0.0	0.0	0.0	0	1.1	19.0
VMP-48	10	1/24/2023	50.3	0.0825	N/A	55.8	0.2625	0.0	0.0	0.0	0	0.4	20.4
VMP-48	20	4/29/2022	54.4	0.0	N/A	52.5	0.0	0.0	0.0	0.0	0	0.9	19.8
VMP-48	20	7/29/2022	55.7	0.0	N/A	52.0	0.0	0.0	0.0	0.0	0	2.1	17.8
VMP-48	20	11/2/2022	52.1	0.0	N/A	57.1	0.0	0.0	0.0	0.0	0	2.6	18.3
VMP-48	20	1/24/2023	50.3	0.0475	N/A	57.2	0.0	0.0	0.0	0.0	0	1.6	19.7
VMP-48	30	4/29/2022	52.9	0.7	N/A	52.1	0.0	0.0	0.0	0.0	0	2.5	18.9
VMP-48	30	7/29/2022	52.9	0.0	N/A	52.4	0.0	0.0	0.0	0.0	0	2.2	17.4
VMP-48	30	11/2/2022	52.1	0.0	N/A	50.0	0.0	0.0	0.0	0.0	0	3.5	16.6
VMP-48	30	1/24/2023	50.4	0.0	N/A	51.1	0.0	0.0	0.0	0.0	0	3.4	18.5

TABLE 3
SOIL VAPOR SAMPLING - TEDLAR® SAMPLING DATA

Reading Location			Shroud	Tedlar® Bag 1		Shroud	Tedlar® Bag 2						
Instrument			Dielectric		Landtec	Dielectric		FID	PID	Landtec			
Location	Depth	Date	Helium in Shroud Before (%)	Helium Before (%)	CH_4 (%)	Helium in Shroud After (%)	Helium After (%)	FID (ppmv)	PID (ppmv)	CH_4 (%)	LEL (%)	CO_2 (%)	O_2 (%)
VMP-49	5	5/4/2022	54.9	0.0	N/A	51.4	0.0	0.0	0.0	0.0	0	0.9	19.8
VMP-49	5	8/1/2022	52.7	0.0	N/A	57.4	0.0	0.0	0.0	0.0	0	1.4	18.3
VMP-49	5	11/11/2022	51.7	0.0	N/A	51.6	0.0	0.0	0.0	0.0	0	1.2	19.8
VMP-49	5	1/27/2023	50.5	0.07	N/A	55.7	0.06	0.0	0.0	0.0	0	0.5	20.5
VMP-49	10	5/4/2022	55.2	0.0	N/A	50.1	0.0	0.0	0.0	0.0	0	1.3	19.3
VMP-49	10	8/1/2022	61.5	0.0	N/A	70.1	0.0	0.0	0.0	0.0	0	2.4	16.7
VMP-49	10	11/11/2022	52.1	0.0	N/A	52.3	0.0	0.0	0.0	0.0	0	1.4	18.9
VMP-49	10	1/27/2023	50.1	0.045	N/A	54.2	0.0525	0.0	0.0	0.0	0	0.6	20.2
VMP-49	20	5/4/2022	53.9	0.0	N/A	50.2	0.0	0.0	0.0	0.0	0	1.2	19.2
VMP-49	20	8/1/2022	53.8	0.1	N/A	56.9	0.2	0.0	0.0	0.0	0	2.6	16.4
VMP-49	20	11/11/2022	53.1	0.0	N/A	50.1	0.0	0.0	0.0	0.0	0	0.9	19.8
VMP-49	20	1/27/2023	50.1	0.0725	N/A	62.6	0.095	0.0	0.0	0.0	0	0.1	20.6
VMP-49	30	5/4/2022	53.8	0.5	N/A	54.3	0.1	0.0	0.0	0.0	0	0.6	20.0
VMP-49	30	8/1/2022	52.2	0.7	N/A	54.8	5.5	0.0	0.0	0.0	0	0.4	20.0
VMP-49	30	11/11/2022	56.1	0.0	N/A	54.6	0.0	0.0	0.0	0.0	0	0.7	20.2
VMP-49	30	1/27/2023	50.4	0.055	N/A	62.6	0.0825	0.0	0.0	0.0	0	0.4	20.2
VMP-50	5	5/5/2022	56.5	0.0	N/A	65.9	0.0	0.0	0.0	0.0	0	1.5	18.6
VMP-50	5	7/26/2022	66.9	0.0	N/A	55.0	0.0	0.0	0.0	0.0	0	6.4	12.3
VMP-50	5	11/3/2022	52.0	0.0	N/A	53.4	0.0	0.0	0.0	0.0	0	4.5	15.8
VMP-50	5	1/23/2023	54.0	0.0	N/A	51.0	0.0	0.0	0.0	0.0	0	1.9	18.7
VMP-50	10	5/5/2022	61.1	0.0	N/A	56.1	0.0	0.0	0.0	0.0	0	2.2	18.2
VMP-50	10	7/26/2022	61.0	0.0	N/A	50.7	0.0	0.0	0.0	0.0	0	5.5	13.8
VMP-50	10	11/3/2022	54.5	0.0	N/A	51.8	0.0	0.0	0.0	0.0	0	5.8	14.7
VMP-50	10	1/23/2023	50.5	0.0	N/A	59.9	0.0	0.0	0.0	0.0	0	4.1	16.3
VMP-50	20	5/5/2022	52.7	0.0	N/A	63.4	0.0	1.6	0.0	0.0	0	3.0	16.9
VMP-50	20	7/26/2022	54.3	0.0	N/A	52.9	0.0	0.0	0.0	0.0	0	3.2	16.1
VMP-50	20	11/3/2022	52.8	0.0	N/A	53.3	0.0	0.0	0.0	0.0	0	4.5	15.1
VMP-50	20	1/23/2023	53.3	0.0	N/A	55.2	0.0	0.0	0.0	0.0	0	4.7	15.9
VMP-50	30	5/5/2022	59.6	0.0	N/A	69.3	0.0	50.6	8.2	0.0	0	1.9	19.0
VMP-50	30	7/26/2022	72.3	0.0	N/A	58.9	0.0	25.1	3.9	0.0	0	2.2	17.9
VMP-50	30	11/3/2022	51.5	0.0	N/A	57.0	0.0	20.6	1.3	0.0	0	3.4	17.0
VMP-50	30	1/23/2023	53.7	0.0	N/A	56.4	0.0	7.8	0.4	0.0	0	2.6	18.5
VMP-51	5	4/28/2022	51.6	0.0	N/A	50.5	0.0	0.0	0.0	0.0	0	0.4	20.1
VMP-51	5	7/25/2022	52.7	0.0	N/A	52.2	0.0	0.0	0.0	0.0	0	1.5	19.2
VMP-51	5	11/3/2022	52.1	0.0	N/A	58.6	0.0	0.0	0.0	0.0	0	1.0	19.2
VMP-51	5	1/24/2023	55.3	0.132	N/A	57.3	0.0	0.0	0.0	0.0	0	0.4	20.5
VMP-51	10	4/28/2022	52.6	0.0	N/A	53.9	0.0	0.0	0.0	0.0	0	0.6	19.4
VMP-51	10	7/25/2022	52.4	0.0	N/A	52.3	0.0	0.0	0.0	0.0	0	2.2	18.3
VMP-51	10	11/3/2022	53.2	0.0	N/A	52.6	0.0	0.0	0.0	0.0	0	1.6	19.0
VMP-51	10	1/24/2023	66.7	0.0	N/A	64.4	0.0	0.0	0.0	0.0	0	0.7	20.4
VMP-51	20	4/28/2022	54.1	0.0	N/A	57.5	0.0	0.0	0.0	0.0	0	1.2	18.8
VMP-51	20	7/25/2022	51.6	0.0	N/A	54.3	0.0	0.0	0.0	0.0	0	1.8	18.4
VMP-51	20	11/3/2022	54.3	0.0	N/A	57.9	0.0	0.0	0.0	0.0	0	2.4	18.1
VMP-51	20	1/24/2023	59.7	0.0	N/A	54.9	0.0	0.0	0.0	0.0	0	1.7	19.3
VMP-51	30	4/28/2022	58.3	0.0	N/A	54.7	0.0	0.0	0.0	0.0	0	2.0	18.5
VMP-51	30	7/25/2022	51.4	0.0	N/A	52.7	0.0	0.0	0.0	0.0	0	2.0	18.2
VMP-51	30	11/3/2022	51.8	0.0	N/A	54.5	0.0	0.0	0.0	0.0	0	2.7	17.6
VMP-51	30	1/24/2023	51.2	0.0	N/A	55.6	0.0	0.0	0.0	0.0	0	2.7	18.5
VMP-52	5	4/28/2022	64.0	0.0	N/A	50.8	0.0	0.0	0.0	0.0	0	1.1	18.8
VMP-52[8]	5	7/26/2022	NS	NS	NS	NS	NS	NS	NS	NS	NS	NS	NS
VMP-52	5	11/7/2022	54.2	0.0	N/A	51.9	0.0	0.0	0.0	0.0	0	1.2	19.2
VMP-52	5	1/24/2023	54.6	0.0	N/A	51.3	0.0	0.0	0.0	0.0	0	0.5	20.7
VMP-52	10	4/28/2022	58.7	0.0	N/A	50.0	0.0	0.5	0.5	0.0	0	1.8	18.1
VMP-52[8]	10	7/26/2022	NS	NS	NS	NS	NS	NS	NS	NS	NS	NS	NS
VMP-52	10	11/7/2022	68.7	0.0	N/A	56.2	0.0	0.0	0.0	0.0	0	5.1	16.9
VMP-52	10	1/24/2023	50.1	0.0	N/A	50.8	0.0	0.0	0.0	0.0	0	3.5	17.7
VMP-52	20	4/28/2022	51.7	0.0	N/A	52.5	0.0	0.0	0.0	0.0	0	3.9	15.9
VMP-52	20	7/26/2022	53.1	0.0	N/A	65.9	0.0	0.0	0.0	0.0	0	4.1	15.7
VMP-52	20	11/7/2022	53.8	0.0	N/A	53.5	0.0	0.0	0.0	0.0	0	4.5	15.6
VMP-52	20	1/24/2023	57.4	0.0	N/A	59.1	0.0	0.0	0.0	0.0	0	5.2	15.0
VMP-52	30	4/28/2022	52.5	0.0	N/A	50.7	0.0	0.0	0.0	0.0	0	4.0	15.7
VMP-52	30	7/26/2022	52.0	0.0	N/A	61.5	0.0	0.0	0.0	0.0	0	4.0	15.6
VMP-52	30	11/7/2022	54.3	0.0	N/A	53.4	0.0	0.0	0.0	0.0	0	4.6	15.2
VMP-52	30	1/24/2023	68.3	0.0	N/A	58.1	0.0	0.0	0.0	0.0	0	5.3	14.6
VMP-53	5	4/27/2022	61.0	0.0	N/A	53.5	0.0	0.0	0.0	0.0	0	0.7	19.5
VMP-53	5	7/22/2022	53.7	0.0	N/A	51.4	0.0	0.0	0.0	0.0	0	3.2	16.8
VMP-53	5	11/11/2022	52.8	0.0	N/A	50.1	0.0	0.0	0.0	0.0	0	2.4	19.1
VMP-53	5	1/18/2023	56.2	0.0	N/A	62.9	0.0	0.0	0.0	0.0	0	1.4	20.3

SEE LAST PAGE OF TABLE FOR NOTES

TABLE 3
SOIL VAPOR SAMPLING - TEDLAR® SAMPLING DATA

Reading Location			Shroud	Tedlar® Bag 1		Shroud	Tedlar® Bag 2						
Instrument			Dielectric		Landtec	Dielectric		FID	PID	Landtec			
Location	Depth	Date	Helium in Shroud Before (%)	Helium Before (%)	CH_4 (%)	Helium in Shroud After (%)	Helium After (%)	FID (ppmv)	PID (ppmv)	CH_4 (%)	LEL (%)	CO_2 (%)	O_2 (%)
VMP-53	10	4/27/2022	52.9	0.0	N/A	59.0	0.0	0.0	0.0	0.0	0	0.5	19.7
VMP-53	10	7/22/2022	53.2	0.0	N/A	50.0	0.0	0.0	0.0	0.0	0	2.4	17.2
VMP-53	10	11/11/2022	60.3	0.0	N/A	50.1	0.0	0.0	0.0	0.0	0	2.6	18.7
VMP-53	10	1/18/2023	50.0	0.0	N/A	69.3	0.0	0.0	0.0	0.0	0	2.0	19.6
VMP-53	20	4/27/2022	52.5	0.0	N/A	52.1	0.0	0.0	0.0	0.0	0	1.0	19.1
VMP-53	20	7/22/2022	59.1	0.0	N/A	53.4	0.0	0.0	0.0	0.0	0	1.7	17.7
VMP-53	20	11/11/2022	65.0	0.0	N/A	55.8	0.0	0.0	0.0	0.0	0	3.1	17.6
VMP-53	20	1/18/2023	54.0	0.0	N/A	53.1	0.0	0.0	0.0	0.0	0	2.9	18.1
VMP-53	30	4/27/2022	52.4	0.0	N/A	54.4	0.0	0.0	0.0	0.0	0	1.7	18.8
VMP-53	30	7/22/2022	53.1	0.0	N/A	54.0	0.0	0.0	0.0	0.0	0	1.7	17.8
VMP-53	30	11/11/2022	60.6	0.0	N/A	63.4	0.0	0.0	0.0	0.0	0	3.0	17.3
VMP-53	30	1/18/2023	52.6	0.0	N/A	52.6	0.0	0.0	0.0	0.0	0	3.3	17.3
VMP-54	5	4/27/2022	55.8	0.0	N/A	58.5	0.0	0.0	0.0	0.0	0	2.4	17.6
VMP-54	5	7/22/2022	72.3	0.0	N/A	50.0	0.0	0.0	0.0	0.0	0	3.9	15.8
VMP-54	5	11/8/2022	59.6	0.0	N/A	50.0	0.0	0.0	0.0	0.0	0	2.9	17.6
VMP-54	5	1/18/2023	51.5	0.0	N/A	52.4	0.0	0.0	0.0	0.0	0	2.3	17.7
VMP-54	10	4/27/2022	51.6	0.0	N/A	51.8	0.0	0.0	0.0	0.0	0	2.2	17.6
VMP-54	10	7/22/2022	54.1	0.0	N/A	58.6	0.0	0.0	0.0	0.0	0	2.9	16.3
VMP-54	10	11/8/2022	53.8	0.0	N/A	51.6	0.0	0.0	0.0	0.0	0	3.7	16.3
VMP-54	10	1/18/2023	53.3	0.0	N/A	50.3	0.0	0.0	0.0	0.0	0	3.5	16.8
VMP-54	20	4/27/2022	50.7	0.0	N/A	55.2	0.0	0.0	0.0	0.0	0	2.7	16.1
VMP-54	20	7/22/2022	68.0	0.0	N/A	50.1	0.0	0.0	0.0	0.0	0	2.8	15.7
VMP-54	20	11/8/2022	56.6	0.0	N/A	54.7	0.0	0.0	0.0	0.0	0	3.6	15.2
VMP-54	20	1/18/2023	51.5	0.0	N/A	52.1	0.0	0.0	0.0	0.0	0	4.9	14.1
VMP-54	30	4/27/2022	66.6	0.0	N/A	54.3	0.1	0.0	0.0	0.0	0	2.0	17.5
VMP-54	30	7/22/2022	64.8	0.5	N/A	54.2	0.3	0.0	0.0	0.0	0	3.2	17.0
VMP-54	30	11/8/2022	59.9	0.1	N/A	62.2	0.2	0.0	0.0	0.0	0	1.5	18.7
VMP-54[8]	30	1/18/2023	NS	NS	NS	NS	NS	NS	NS	NS	NS	NS	NS
VMP-55[8]	5	5/3/2022	NS	NS	NS	NS	NS	NS	NS	NS	NS	NS	NS
VMP-55[8]	5	7/28/2022	NS	NS	NS	NS	NS	NS	NS	NS	NS	NS	NS
VMP-55[8]	5	11/9/2022	NS	NS	NS	NS	NS	NS	NS	NS	NS	NS	NS
VMP-55[8]	5	1/24/2023	NS	NS	NS	NS	NS	NS	NS	NS	NS	NS	NS
VMP-55[8]	10	5/3/2022	NS	NS	NS	NS	NS	NS	NS	NS	NS	NS	NS
VMP-55[8]	10	7/28/2022	NS	NS	NS	NS	NS	NS	NS	NS	NS	NS	NS
VMP-55[8]	10	11/9/2022	NS	NS	NS	NS	NS	NS	NS	NS	NS	NS	NS
VMP-55[8]	10	1/24/2023	NS	NS	NS	NS	NS	NS	NS	NS	NS	NS	NS
VMP-55	20	5/3/2022	58.7	2.1	54.0	53.3	2.7	235000	555	83.9	OVR	15.6	0.3
VMP-55	20	7/28/2022	53.2	0.0	N/A	64.7	0.0	13600	150	1.4	28	13.9	0.0
VMP-55	20	11/9/2022	67.9	0.3	N/A	63.2	0.9	69140	389	16.7	OVR	14.6	0.3
VMP-55	20	1/24/2023	55.4	1.365	N/A	54.6	1.7675	15000	446	50.9	OVR	16.7	0.2
VMP-55[8]	30	5/3/2022	NS	NS	NS	NS	NS	NS	NS	NS	NS	NS	NS
VMP-55[8]	30	7/28/2022	NS	NS	NS	NS	NS	NS	NS	NS	NS	NS	NS
VMP-55[8]	30	11/9/2022	NS	NS	NS	NS	NS	NS	NS	NS	NS	NS	NS
VMP-55[8]	30	1/24/2023	NS	NS	NS	NS	NS	NS	NS	NS	NS	NS	NS
VMP-56	10	5/4/2022	54.7	0.0	N/A	53.0	0.0	0.0	0.0	0.0	0	0.6	20.6
VMP-56	10	8/1/2022	55.0	0.0	N/A	57.7	0.0	0.0	0.0	0.0	0	0.6	19.6
VMP-56	10	11/10/2022	53.2	0.0	N/A	53.8	0.0	0.0	0.0	0.0	0	0.3	20.3
VMP-56	10	1/26/2023	50.5	0.0	N/A	52.4	0.0	0.0	0.0	0.0	0	0.1	20.3
VMP-56	25	5/4/2022	54.2	0.0	N/A	53.9	0.0	0.0	0.0	0.0	0	1.0	20.1
VMP-56	25	8/1/2022	55.8	0.0	N/A	60.6	0.0	0.0	0.0	0.0	0	1.2	18.1
VMP-56	25	11/10/2022	53.2	0.0	N/A	50.5	0.0	0.0	0.0	0.0	0	1.0	19.3
VMP-56	25	1/26/2023	50.3	0.0	N/A	50.6	0.0	0.0	0.0	0.0	0	0.8	20.0
VMP-56	38.5	5/4/2022	53.2	8.0	OVR	50.3	3.1	126000	1112	OVR	OVR	0.5	19.6
VMP-56	38.5	8/1/2022	56.7	0.1	N/A	58.1	0.1	202000	1137	OVR	OVR	0.7	17.8
VMP-56	38.5	11/10/2022	54.4	0.0	N/A	51.0	0.0	259000	674	OVR	OVR	1.2	17.8
VMP-56	38.5	1/26/2023	51.3	0.0	N/A	57.9	0.0	132000	3635	OVR	OVR	1.7	19.7
VMP-62	5	5/5/2022	53.9	0.0	N/A	52.5	0.0	0.0	0.0	0.0	0	1.7	18.7
VMP-62	5	8/2/2022	53.3	0.0	N/A	57.1	0.0	0.0	0.0	0.0	0	6.5	12.8
VMP-62	5	11/8/2022	53.9	0.0	N/A	53.2	0.0	0.0	0.0	0.0	0	3.2	17.5
VMP-62	5	1/19/2023	59.3	0.0	N/A	50.8	0.0	0.0	0.0	0.0	0	1.5	19.8
VMP-62	10	5/5/2022	53.3	0.0	N/A	52.0	0.0	0.0	0.0	0.0	0	1.7	18.7
VMP-62	10	8/2/2022	50.5	0.0	N/A	58.5	0.0	0.0	0.0	0.0	0	5.4	14.2
VMP-62	10	11/8/2022	53.1	0.0	N/A	52.6	0.0	0.0	0.0	0.0	0	3.4	17.6
VMP-62	10	1/19/2023	55.4	0.0	N/A	53.9	0.0	0.0	0.0	0.0	0	2.0	20.0
VMP-62	20	5/5/2022	52.9	0.4	N/A	52.7	0.0	0.0	0.0	0.0	0	1.4	19.1
VMP-62	20	8/2/2022	56.0	0.0	N/A	54.5	0.0	0.0	0.0	0.0	0	4.7	14.9
VMP-62	20	11/8/2022	55.2	0.0	N/A	50.0	0.0	0.0	0.0	0.0	0	3.4	17.8
VMP-62	20	1/19/2023	52.5	0.0	N/A	56.1	0.0	0.0	0.0	0.0	0	2.1	19.7

SEE LAST PAGE OF TABLE FOR NOTES

TABLE 3
SOIL VAPOR SAMPLING - TEDLAR® SAMPLING DATA

Reading Location			Shroud	Tedlar® Bag 1		Shroud	Tedlar® Bag 2						
Instrument			Dielectric		Landtec	Dielectric		FID	PID	Landtec			
Location	Depth	Date	Helium in Shroud Before (%)	Helium Before (%)	CH_4 (%)	Helium in Shroud After (%)	Helium After (%)	FID (ppmv)	PID (ppmv)	CH_4 (%)	LEL (%)	CO_2 (%)	O_2 (%)
VMP-62	30	5/5/2022	53.2	0.0	N/A	52.7	0.0	0.0	0.0	0.0	0	1.5	19.2
VMP-62	30	8/2/2022	53.1	0.0	N/A	54.5	0.0	0.0	0.0	0.0	0	2.1	17.5
VMP-62	30	11/8/2022	53.0	0.0	N/A	50.2	0.0	0.0	0.0	0.0	0	2.2	18.4
VMP-62	30	1/19/2023	66.3	1.0	N/A	50.4	0.0	0.0	0.0	0.0	0	1.9	19.5
VMP-63	5	5/2/2022	50.8	0.0	N/A	53.1	0.0	0.0	0.0	0.0	0	0.6	20.2
VMP-63	5	7/29/2022	53.0	0.0	N/A	56.4	0.0	0.0	0.0	0.0	0	1.0	19.7
VMP-63	5	11/7/2022	62.4	0.0	N/A	52.9	0.0	0.0	0.0	0.0	0	0.5	20.9
VMP-63	5	1/20/2023	55.5	0.8825	N/A	56.5	0.0625	0.0	0.0	0.0	0	0.1	20.9
VMP-63	10	5/2/2022	56.8	0.0	N/A	54.7	0.0	0.0	0.0	0.0	0	0.5	19.9
VMP-63	10	7/29/2022	53.6	0.0	N/A	51.1	0.0	0.0	0.0	0.0	0	1.3	19.4
VMP-63	10	11/7/2022	56.4	0.0	N/A	54.5	0.0	0.0	0.0	0.0	0	0.7	20.8
VMP-63	10	1/20/2023	50.4	0.0	N/A	50.4	0.0	0.0	0.0	0.0	0	0.2	20.6
VMP-63	20	5/2/2022	50.2	0.0	N/A	54.3	0.0	0.0	0.0	0.0	0	0.4	20.0
VMP-63	20	7/29/2022	50.7	0.0	N/A	54.4	0.0	0.0	0.0	0.0	0	1.7	19.0
VMP-63	20	11/7/2022	75.1	0.0	N/A	53.8	0.0	0.0	0.0	0.0	0	1.5	19.7
VMP-63	20	1/20/2023	55.3	0.0	N/A	53.4	0.0	0.0	0.0	0.0	0	0.6	20.2
VMP-63	30	5/2/2022	59.1	0.0	N/A	53.6	0.0	0.0	0.0	0.0	0	0.6	20.1
VMP-63	30	7/29/2022	53.4	0.0	N/A	50.0	0.0	0.0	0.0	0.0	0	1.1	19.2
VMP-63	30	11/7/2022	53.4	0.0	N/A	70.6	0.0	0.0	0.0	0.0	0	1.0	19.9
VMP-63	30	1/20/2023	53.7	0.0	N/A	50.9	0.0	0.0	0.0	0.0	0	0.7	19.9
VMP-64	5	5/5/2022	54.3	0.0	N/A	50.4	0.0	0.0	0.0	0.0	0	0.5	20.2
VMP-64	5	8/1/2022	52.9	0.0	N/A	52.6	0.0	0.0	0.0	0.0	0	1.2	15.0
VMP-64	5	11/4/2022	60.4	0.0	N/A	57.1	0.0	0.0	0.0	0.0	0	1.5	17.2
VMP-64	5	1/19/2023	55.2	0.015	N/A	54.2	0.0475	0.0	0.0	0.0	0	0.9	20.3
VMP-64	10	5/5/2022	54.5	0.0	N/A	51.6	0.0	0.0	0.0	0.0	0	1.7	19.0
VMP-64	10	8/1/2022	55.5	0.0	N/A	51.1	0.0	0.8	0.1	0.0	0	2.4	14.8
VMP-64	10	11/4/2022	51.7	0.0	N/A	52.4	0.0	0.0	0.0	0.0	0	4.7	15.4
VMP-64	10	1/19/2023	54.0	0.0	N/A	53.2	0.0	0.0	0.0	0.0	0	2.5	19.4
VMP-64	20	5/5/2022	53.7	0.0	N/A	51.1	0.0	0.0	0.0	0.0	0	2.8	18.2
VMP-64	20	8/1/2022	51.8	0.0	N/A	61.6	0.0	0.0	0.0	0.0	0	2.4	16.9
VMP-64	20	11/4/2022	53.4	0.0	N/A	54.6	0.0	0.0	0.0	0.0	0	3.6	15.4
VMP-64	20	1/19/2023	53.7	0.0	N/A	52.3	0.0	0.0	0.0	0.0	0	4.0	17.4
VMP-64[8]	28	5/5/2022	NS	NS	NS	NS	NS	NS	NS	NS	NS	NS	NS
VMP-64[8]	28	8/1/2022	NS	NS	NS	NS	NS	NS	NS	NS	NS	NS	NS
VMP-64[8]	28	11/4/2022	NS	NS	NS	NS	NS	NS	NS	NS	NS	NS	NS
VMP-64[8]	28	1/19/2023	NS	NS	NS	NS	NS	NS	NS	NS	NS	NS	NS

Notes:

1. OVR is used to indicate a reading over range for the FID, PID, or Landtec.
2. N/A is used to indicate that a reading was not collected because it was unnecessary (i.e., CH_4 on Tedlar® Bag 1 if helium in Bag was minimal).
3. NM is used to indicate that a reading was not measured.
4. NS is used to indicate that a reading was not collected because the port could not be sampled.
5. FID readings were taken with a TVA-2020. When oxygen concentrations were <14%, or when the sample put the flame out, a dilution tip was used when analyzing samples with the FID.
   The dilution tip introduces ambient air in a 10:1 ratio to the sample, which requires the sample readings to be multiplied by 10 to get the actual value.
   The FID readings in this spreadsheet illustrate the actual FID values that were represented in each sample.
6. Negative readings on the FID are recorded as zero.
7. VMP not sampled due to port integrity.
8. VMP not sampled because screen submerged below water table or a temporary water condition.
9. VMP re-sampled due to elevated helium readings (>10% of shroud) in canister at the laboratory.
10. VMP not sampled because vehicle was consistently parked on well vault.
11. VMP re-sampled due to anomalous results in the initial sample.

TABLE 4
SOIL VAPOR SCREENING CRITERIA

Chemical	Residential (mg/m^3)	Industrial/ Commercial (mg/m^3)
TO-15 Analytes		
Acetone	750,000	750,000
Benzene	0.37	2.8
Bromodichloromethane	450,000	450,000
Bromoform	11.0	52.0
Bromomethane	6.9	42.0
1,3-Butadiene		
2-Butanone	6,400	40,000
Carbon disulfide	780	5,300
Carbon tetrachloride	0.21	1.5
Chlorobenzene	69.0	420
Chlorodibromomethane	57,000	57,000
Chloroethane		
Chloroform	0.11	0.92
Chloromethane		
Allyl chloride (3-Chloropropene)		
alpha-Chlorotoluene		
Cyclohexane		
1,2-Dibromo-3-chloropropane (DBCP)	0.0012	0.0062
1,2-Dibromoethane (EDB)	0.0078	0.048
1,2-Dichlorobenzene	290	1,700
1,3-Dichlorobenzene		
1,4-Dichlorobenzene	1,200	6,800
Dichlorodifluoromethane (Freon 12)	270	1,700
1,1-Dichloroethane	690	4,200
1,2-Dichloroethane	0.099	0.81
1,1-Dichloroethene	240	1,600
cis-1,2-Dichloroethene	1,100,000	1,100,000
trans-1,2-Dichloroethene	85.0	510
Dichloromethane (Methylene chloride)	5.6	45.0
1,2-Dichloropropane	0.31	2.3
cis-1,3-Dichloropropene	0.9	6.2
trans-1,3-Dichloropropene	0.9	6.2
1,4-Dioxane	0.22	2.3
Ethanol		
Ethylbenzene	1.3	9.3
4-Ethyltoluene		
Freon 113		
Freon 114		
Heptane		
Hexachlorobutadiene		
Hexane		
2-Hexanone (Methyl N-Butyl Ketone)		
Isopropylbenzene (Cumene)	600	3,500
4-Methyl-2-pentanone (Methyl Isobutyl Ketone)		
Methyl tert-Butyl Ether (MTBE)	3,700	24,000
n-Propylbenzene		
2-Propanol		
Styrene	1,400	8,500
Tetrachloroethene	0.55	4.0
1,1,2,2-Tetrachloroethane		
Tetrahydrofuran		
Toluene	6,200	40,000
1,2,4-Trichlorobenzene	5.4	25.0
Trichloroethene	1.5	12.0
1,1,1-Trichloroethane (Methyl chloroform)	6,600	41,000
1,1,2-Trichloroethane	170,000	170,000
Trichloroflouromethane (Freon 11)	860	5,600
1,2,4-Trimethylbenzene		
1,3,5-Trimethylbenzene		
2,2,4-Trimethylpentane		
Vinyl chloride	0.29	4.8
Xylenes (total)	140	840
m,p-Xylene	130	820
o-Xylenes	120	790

Note:

1. Screening criteria source: Illinois Pollution Control Board, Tiered Approach to Corrective Action (TACO) Title 35 - Subtitle G; Chapter I, Subchapter f; Part 742; Appendix B, Table H: Tier 1 Indoor Inhalation Remediation Objectives for Residential and Industrial/Commercial Properties for the Diffusion and Advection Exposure Route, July 15, 2013.

2. Blank cells indicate that chemical does not have screening criteria.

TABLE 5
HISTORICAL SUMMARY OF SOIL VAPOR ANALYTICAL DETECTIONS AND SCREENING RESULTS: VILLAGE - VOCS

Location	Depth	Sample ID	Sample Date	Benzene			Bromodichloromethane			1,3-Butadiene			Butane			Carbon Tetrachloride			Chlorobenzene			Chloroform			Chloromethane		
				0.37			450000									0.21			69			0.11					
				Result (mg/m3)	Lab Quals	AECOM Quals	Result (mg/m3)	Lab Quals	AECOM Quals	Result (mg/m3)	Lab Quals	AECOM Quals	Result (mg/m3)	Lab Quals	AECOM Quals	Result (mg/m3)	Lab Quals	AECOM Quals	Result (mg/m3)	Lab Quals	AECOM Quals	Result (mg/m3)	Lab Quals	AECOM Quals	Result (mg/m3)	Lab Quals	AECOM Quals
VMP-1	5	VMP-1-5-050222	5/2/2022	< 0.0036	U		< 0.0077	U		< 0.0025	U		< 0.011	U		< 0.0072	U		< 0.0053	U		< 0.0056	U		< 0.024	U	
VMP-1	5	VMP-1-5-072822	7/28/2022	< 0.0038	U		< 0.0080	U		< 0.0026	U		< 0.011	U		< 0.0076	U		< 0.0055	U		< 0.0058	U		< 0.025	U	
VMP-1	5	VMP-1-5-110422	11/4/2022	**0.0013**	J		< 0.0064	U		< 0.0021	U		< 0.0091	U		< 0.0060	U		< 0.0044	U		**0.00083**	J		< 0.02	U	
VMP-1	5	VMP-1-5-012023	1/20/2023	**0.0025**	J		< 0.0066	U		< 0.0022	U		< 0.0094	U		< 0.0062	U		< 0.0045	U		< 0.0048	U		< 0.02	U	
VMP-1	8.5	VMP-1-8.5-050222	5/2/2022	< 0.0035	U		< 0.0074	U		< 0.0024	U		< 0.01	U		< 0.0069	U		< 0.0051	U		< 0.0054	U		< 0.023	U	
VMP-1	8.5	VMP-1-8.5-072822	7/28/2022	< 0.0037	U		< 0.0077	U		< 0.0025	U		< 0.011	U		< 0.0072	U		< 0.0053	U		**0.0022**	J		< 0.024	U	
VMP-1	8.5	VMP-1-8.5-110422	11/4/2022	< 0.0037	U		< 0.0077	U		< 0.0026	U		< 0.011	U		< 0.0073	U		< 0.0053	U		< 0.0056	U		< 0.024	U	
VMP-1	8.5	VMP-1-8.5-012023	1/20/2023	**0.0029**	J		< 0.0070	U		< 0.0023	U		< 0.0099	U		< 0.0065	U		< 0.0048	U		< 0.0051	U		< 0.021	U	
VMP-1	23.5	VMP-1-23.5-050222	5/2/2022	< 0.0033	U		< 0.0070	U		< 0.0023	U		< 0.0099	U		< 0.0065	U		< 0.0048	U		< 0.0051	U		< 0.021	U	
VMP-1	23.5	VMP-1-23.5-072822	7/28/2022	< 0.0034	U		< 0.0072	U		< 0.0024	U		< 0.01	U		< 0.0067	U		< 0.0049	U		< 0.0052	U		< 0.022	U	
VMP-1	38.5	VMP-1-38.5-050222	5/2/2022	< 0.0035	U		< 0.0073	U		< 0.0024	U		< 0.01	U		< 0.0068	U		< 0.0050	U		< 0.0053	U		< 0.022	U	
VMP-1	38.5	VMP-1-38.5-072822	7/28/2022	< 0.0036	U		< 0.0075	U		< 0.0025	U		< 0.011	U		< 0.0070	U		< 0.0051	U		< 0.0054	U		< 0.023	U	
VMP-1	38.5	VMP-1-38.5-110422	11/4/2022	< 0.0037	U		< 0.0078	U		< 0.0026	U		< 0.011	U		< 0.0073	U		< 0.0054	U		< 0.0057	U		< 0.024	U	
VMP-2	5	VMP-2-5-042822	4/28/2022	< 0.0035	U		< 0.0073	U		< 0.0024	U		< 0.01	U		< 0.0068	U		< 0.0050	U		< 0.0053	U		< 0.022	U	
VMP-2	5	VMP-2-5-072922	7/29/2022	< 0.0035	U		< 0.0074	U		< 0.0024	U		< 0.01	U		< 0.0070	U		< 0.0051	U		**0.0036**	J		< 0.023	U	
VMP-2	5	VMP-2-5-110222	11/2/2022	< 0.0038	U		< 0.0080	U		< 0.0026	U		< 0.011	U		< 0.0075	U		< 0.0055	U		< 0.0058	U		< 0.025	U	
VMP-2	5	VMP-2-5-110222-DUP	11/2/2022	< 0.0035	U		< 0.0073	U		< 0.0024	U		< 0.01	U		< 0.0069	U		< 0.0050	U		< 0.0053	U		< 0.023	U	
VMP-2	5	VMP-2-5-012623	1/26/2023	< 0.0035	U		< 0.0073	U		< 0.0024	U		< 0.01	U		< 0.0069	U		< 0.0050	U		< 0.0053	U		< 0.023	U	
VMP-2	8.5	VMP-2-8.5-042822	4/28/2022	< 0.0032	U		< 0.0066	U		< 0.0022	U		< 0.0094	U		< 0.0062	U		< 0.0046	U		**0.0043**	J		< 0.02	U	
VMP-2	8.5	VMP-2-8.5-042822-DUP	4/28/2022	< 0.0032	U		< 0.0068	U		< 0.0022	U		< 0.0096	U		< 0.0064	U		< 0.0046	U		**0.0042**	J		< 0.021	U	
VMP-2	8.5	VMP-2-8.5-072922	7/29/2022	< 0.0035	U		**0.0071**	J		< 0.0024	U		< 0.01	U		< 0.0068	U		< 0.0050	U		**0.042**			< 0.022	U	
VMP-2	8.5	VMP-2-8.5-110222	11/2/2022	< 0.0033	U		< 0.0069	U		< 0.0023	U		< 0.0098	U		< 0.0065	U		< 0.0048	U		**0.0026**	J		< 0.021	U	
VMP-2	8.5	VMP-2-8.5-012623	1/26/2023	< 0.0033	U		< 0.0069	U		< 0.0023	U		< 0.0097	U		< 0.0064	U		< 0.0047	U		< 0.0050	U		< 0.021	U	
VMP-2	22	VMP-2-22-042822	4/28/2022	< 0.0035	U		< 0.0074	U		< 0.0024	U		< 0.01	U		< 0.0070	U		< 0.0051	U		**0.0034**	J		< 0.023	U	
VMP-2	22	VMP-2-22-072922	7/29/2022	< 0.0035	U		**0.0072**	J		< 0.0024	U		< 0.01	U		< 0.0068	U		< 0.0050	U		**0.024**			< 0.022	U	
VMP-2	22	VMP-2-22-110222	11/2/2022	< 0.0034	U		**0.0032**	J		< 0.0023	U		< 0.01	U		< 0.0066	U		< 0.0048	U		**0.0060**			< 0.022	U	
VMP-2	22	VMP-2-22-012623	1/26/2023	< 0.0034	U		< 0.0071	U		< 0.0023	U		< 0.01	U		< 0.0066	U		< 0.0048	U		**0.0010**	J		< 0.022	U	
VMP-3	5	VMP-3-5-050422	5/4/2022	**0.0016**	J		< 0.0071	U		< 0.0024	U		< 0.01	U		< 0.0067	U		< 0.0049	U		< 0.0052	U		< 0.022	U	
VMP-3	5	VMP-3-5-072922	7/29/2022	< 0.0036	U		< 0.0076	U		< 0.0025	U		< 0.011	U		< 0.0071	U		< 0.0052	U		**0.0031**	J		< 0.023	U	
VMP-3	5	VMP-3-5-111022	11/10/2022	< 0.0034	U		< 0.0071	U		< 0.0023	U		< 0.01	U		< 0.0067	U		< 0.0049	U		< 0.0052	U		< 0.022	U	
VMP-3	5	VMP-3-5-111022-DUP	11/10/2022	< 0.0034	U		< 0.0072	U		< 0.0024	U		< 0.01	U		< 0.0068	U		< 0.0050	U		< 0.0053	U		< 0.022	U	
VMP-3	10	VMP-3-10-050422	5/4/2022	< 0.0033	U		< 0.0069	U		< 0.0023	U		< 0.0097	U		< 0.0064	U		< 0.0047	U		< 0.0050	U		< 0.021	U	
VMP-3	10	VMP-3-10-050422-DUP	5/4/2022	< 0.0034	U		< 0.0070	U		< 0.0023	U		< 0.01	U		< 0.0066	U		< 0.0048	U		< 0.0051	U		< 0.022	U	
VMP-3	10	VMP-3-10-072922	7/29/2022	< 0.0037	U		< 0.0078	U		< 0.0026	U		< 0.011	U		< 0.0074	U		< 0.0054	U		**0.013**			< 0.024	U	
VMP-3	10	VMP-3-10-072922-DUP	7/29/2022	< 0.0038	U		< 0.0079	U		< 0.0026	U		< 0.011	U		< 0.0074	U		< 0.0054	U		**0.014**			< 0.024	U	
VMP-3	10	VMP-3-10-111022	11/10/2022	< 0.0036	U		< 0.0075	U		< 0.0025	U		< 0.011	U		< 0.0070	U		< 0.0051	U		< 0.0054	U		< 0.023	U	
VMP-3	10	VMP-3-10-012723	1/27/2023	< 0.0034	U		< 0.0071	U		< 0.0024	U		< 0.01	U		< 0.0067	U		< 0.0049	U		**0.0010**	J		< 0.022	U	
VMP-3	22	VMP-3-22-050422	5/4/2022	< 0.0039	U		< 0.0082	U		< 0.0027	U		< 0.012	U		< 0.0077	U		< 0.0057	U		< 0.0060	U		< 0.025	U	
VMP-3	22	VMP-3-22-072922	7/29/2022	< 0.0037	U		< 0.0078	U		< 0.0026	U		< 0.011	U		< 0.0073	U		< 0.0053	U		**0.0040**	J		< 0.024	U	
VMP-3	22	VMP-3-22-111022	11/10/2022	< 0.0036	U		< 0.0075	U		< 0.0025	U		< 0.011	U		< 0.0070	U		< 0.0052	U		**0.0049**	J		< 0.023	U	
VMP-3	22	VMP-3-22-012723	1/27/2023	< 0.0033	U		< 0.0070	U		< 0.0023	U		< 0.0099	U		< 0.0066	U		< 0.0048	U		**0.0039**	J		< 0.022	U	
VMP-3	22	VMP-3-22-012723-DUP	1/27/2023	< 0.0035	U		< 0.0074	U		< 0.0024	U		< 0.01	U		< 0.0070	U		< 0.0051	U		**0.0040**	J		< 0.023	U	
VMP-3	31.5	VMP-3-31.5-050422	5/4/2022	< 0.0034	U		< 0.0072	U		< 0.0024	U		< 0.01	U		< 0.0067	U		< 0.0049	U		< 0.0052	U		< 0.022	U	
VMP-3	31.5	VMP-3-31.5-072922	7/29/2022	< 0.0035	U		< 0.0073	U		< 0.0024	U		< 0.01	U		< 0.0068	U		< 0.0050	U		< 0.0053	U		< 0.022	U	
VMP-3	31.5	VMP-3-31.5-111022	11/10/2022	< 0.0038	U		< 0.0079	U		< 0.0026	U		< 0.011	U		< 0.0074	U		< 0.0054	U		< 0.0058	U		< 0.024	U	
VMP-3	31.5	VMP-3-31.5-012723	1/27/2023	< 0.0035	U		< 0.0074	U		< 0.0024	U		< 0.01	U		< 0.0069	U		< 0.0051	U		**0.0011**	J		< 0.023	U	
VMP-3	39	VMP-3-39-012723	1/27/2023	< 7.3	U		< 15	U		< 5.1	U		**4000**			< 14	U		< 10	U		< 11	U		< 19	U	
VMP-4	5	VMP-4-5-042722	4/27/2022	< 0.0033	U		< 0.0070	U		< 0.0023	U		< 0.0099	U		< 0.0065	U		< 0.0048	U		< 0.0051	U		< 0.021	U	
VMP-4	5	VMP-4-5-072822	7/28/2022	< 0.0036	U		< 0.0075	U		< 0.0025	U		< 0.011	U		< 0.0070	U		< 0.0052	U		< 0.0055	U		< 0.023	U	
VMP-4	5	VMP-4-5-110322	11/3/2022	< 0.0033	U		< 0.0069	U		< 0.0023	U		< 0.0098	U		< 0.0065	U		< 0.0047	U		< 0.0050	U		< 0.021	U	
VMP-4	5	VMP-4-5-012723	1/27/2023	< 0.0031	U		< 0.0064	U		< 0.0021	U		< 0.0091	U		< 0.0060	U		< 0.0044	U		< 0.0047	U		< 0.02	U	
VMP-4	12	VMP-4-12-042722	4/27/2022	< 0.0036	U		< 0.0076	U		< 0.0025	U		< 0.011	U		< 0.0071	U		< 0.0052	U		< 0.0055	U		< 0.023	U	
VMP-4	12	VMP-4-12-072822	7/28/2022	< 0.0034	U		< 0.0072	U		< 0.0024	U		< 0.01	U		< 0.0067	U		< 0.0049	U		< 0.0052	U		< 0.022	U	
VMP-4	12	VMP-4-12-110322	11/3/2022	< 0.0035	U		< 0.0073	U		< 0.0024	U		< 0.01	U		< 0.0068	U		< 0.0050	U		**0.0045**	J		< 0.022	U	
VMP-4	12	VMP-4-12-012723	1/27/2023	< 0.0032	U		< 0.0067	U		< 0.0022	U		< 0.0095	U		< 0.0063	U		< 0.0046	U		**0.0033**	J		< 0.021	U	
VMP-4	12	VMP-4-12-012723-DUP	1/27/2023	< 0.0031	U		< 0.0066	U		< 0.0022	U		< 0.0094	U		< 0.0062	U		< 0.0045	U		**0.0032**	J		< 0.02	U	

TABLE 5
HISTORICAL SUMMARY OF SOIL VAPOR ANALYTICAL DETECTIONS AND SCREENING RESULTS: VILLAGE - VOCS

Location	Depth	Sample ID	Sample Date	Benzene			Bromodichloromethane			1,3-Butadiene			Butane			Carbon Tetrachloride			Chlorobenzene			Chloroform			Chloromethane		
				0.37			450000									0.21			69			0.11					
				Result (mg/m3)	Lab Quals	AECOM Quals	Result (mg/m3)	Lab Quals	AECOM Quals	Result (mg/m3)	Lab Quals	AECOM Quals	Result (mg/m3)	Lab Quals	AECOM Quals	Result (mg/m3)	Lab Quals	AECOM Quals	Result (mg/m3)	Lab Quals	AECOM Quals	Result (mg/m3)	Lab Quals	AECOM Quals	Result (mg/m3)	Lab Quals	AECOM Quals
VMP-4	23.5	VMP-4-23.5-042722	4/27/2022	< 0.0035	U		< 0.0073	U		< 0.0024	U		< 0.01	U		< 0.0069	U		< 0.0050	U		< 0.0053	U		< 0.023	U	
VMP-4	23.5	VMP-4-23.5-072822	7/28/2022	< 0.0037	U		< 0.0078	U		< 0.0026	U		< 0.011	U		< 0.0074	U		< 0.0054	U		0.0070		J	< 0.024	U	
VMP-4	23.5	VMP-4-23.5-110322	11/3/2022	0.0010	J		< 0.0075	U		< 0.0025	U		< 0.011	U		< 0.0070	U		< 0.0051	U		0.055			< 0.023	U	
VMP-4	23.5	VMP-4-23.5-012723	1/27/2023	< 0.0032	U		< 0.0066	U		< 0.0022	U		< 0.0094	U		< 0.0062	U		< 0.0046	U		0.0056			< 0.02	U	
VMP-5	5	VMP-5-5-042822	4/28/2022	< 0.0032	U		< 0.0068	U		< 0.0022	U		< 0.0096	U		< 0.0064	U		< 0.0046	U		< 0.0049	U		< 0.021	U	
VMP-5	5	VMP-5-5-072522	7/25/2022	< 0.0033	U		< 0.0069	U		< 0.0023	U		< 0.0098	U	UJ	< 0.0065	U		< 0.0047	U		< 0.0050	U		< 0.021	U	
VMP-5	5	VMP-5-5-111122	11/11/2022	< 0.0032	U		< 0.0067	U		< 0.0022	U		< 0.0095	U		< 0.0063	U		< 0.0046	U		< 0.0048	U		< 0.02	U	
VMP-5	5	VMP-5-5-012323	1/23/2023	< 0.0031	U		< 0.0064	U		< 0.0021	U		< 0.0091	U		< 0.0060	U		< 0.0044	U		< 0.0047	U		< 0.02	U	
VMP-5	12.5	VMP-5-12.5-042822	4/28/2022	< 0.0034	U		< 0.0070	U		< 0.0023	U		< 0.01	U		< 0.0066	U		< 0.0048	U		< 0.0051	U		< 0.022	U	
VMP-5	12.5	VMP-5-12.5-072522	7/25/2022	< 0.0035	U		< 0.0073	U		< 0.0024	U		< 0.01	U	UJ	< 0.0068	U		< 0.0050	U		< 0.0053	U		< 0.022	U	
VMP-5	12.5	VMP-5-12.5-072522-DUP	7/25/2022	< 0.0036	U		< 0.0076	U		< 0.0025	U		< 0.011	U	UJ	< 0.0071	U		< 0.0052	U		< 0.0055	U		< 0.023	U	
VMP-5	12.5	VMP-5-12.5-111122	11/11/2022	< 0.0032	U		< 0.0066	U		< 0.0022	U		< 0.0094	U		< 0.0062	U		< 0.0046	U		< 0.0048	U		< 0.02	U	
VMP-5	12.5	VMP-5-12.5-012323	1/23/2023	< 0.0032	U		< 0.0068	U		< 0.0022	U		< 0.0096	U		< 0.0064	U		< 0.0046	U		0.0046	J		< 0.021	U	
VMP-5	31	VMP-5-31-042822	4/28/2022	< 0.0035	U		< 0.0073	U		< 0.0024	U		< 0.01	U		< 0.0069	U		< 0.0050	U		0.0026	J		< 0.023	U	
VMP-5	31	VMP-5-31-072522	7/25/2022	< 0.0037	U		< 0.0078	U		< 0.0026	U		< 0.011	U	UJ	< 0.0073	U		< 0.0054	U		< 0.0057	U		< 0.024	U	
VMP-5	31	VMP-5-31-111122	11/11/2022	< 0.0031	U		< 0.0064	U		< 0.0021	U		< 0.0091	U		< 0.0060	U		< 0.0044	U		0.0029	J		< 0.02	U	
VMP-5	31	VMP-5-31-012323	1/23/2023	< 0.0033	U		< 0.0069	U		< 0.0023	U		< 0.0098	U		< 0.0065	U		< 0.0048	U		0.0030	J		< 0.021	U	
VMP-5	40	VMP-5-40-042822	4/28/2022	< 0.0034	U		< 0.0072	U		< 0.0024	U		< 0.01	U		< 0.0067	U		< 0.0049	U		0.0020	J		< 0.022	U	
VMP-5	40	VMP-5-40-072522	7/25/2022	< 0.0033	U		< 0.0069	U		< 0.0023	U		< 0.0098	U	UJ	< 0.0065	U		< 0.0048	U		< 0.0050	U		< 0.021	U	
VMP-5	40	VMP-5-40-111122	11/11/2022	< 0.0032	U		< 0.0067	U		< 0.0022	U		< 0.0095	U		< 0.0063	U		< 0.0046	U		0.0026	J		< 0.02	U	
VMP-5	40	VMP-5-40-012323	1/23/2023	< 0.0033	U		< 0.0069	U		< 0.0023	U		< 0.0098	U		< 0.0065	U		< 0.0047	U		0.0014	J		< 0.021	U	
VMP-6	5	VMP-6-5-042822	4/28/2022	< 0.0033	U		< 0.0069	U		< 0.0023	U		< 0.0098	U		< 0.0065	U		< 0.0047	U		< 0.0050	U		< 0.021	U	
VMP-6	5	VMP-6-5-072622	7/26/2022	< 0.0033	U		< 0.0070	U		< 0.0023	U		< 0.0099	U		< 0.0065	U		< 0.0048	U		< 0.0051	U		< 0.021	U	
VMP-6	5	VMP-6-5-111022	11/10/2022	< 0.0035	U		< 0.0073	U		< 0.0024	U		< 0.01	U		< 0.0069	U		< 0.0050	U		0.0018	J		< 0.023	U	
VMP-6	5	VMP-6-5-012623	1/26/2023	0.0012	J		< 0.0069	U		< 0.0023	U		< 0.0097	U		< 0.0064	U		< 0.0047	U		< 0.0050	U		< 0.021	U	
VMP-6	5	VMP-6-5-012623-DUP	1/26/2023	0.0010	J		< 0.0070	U		< 0.0023	U		< 0.01	U		< 0.0066	U		< 0.0048	U		< 0.0051	U		< 0.022	U	
VMP-6	10	VMP-6-10-042822	4/28/2022	< 0.0034	U		< 0.0070	U		< 0.0023	U		< 0.01	U		< 0.0066	U		< 0.0048	U		< 0.0051	U		< 0.022	U	
VMP-6	10	VMP-6-10-042822-DUP	4/28/2022	< 0.0034	U		< 0.0070	U		< 0.0023	U		< 0.01	U		< 0.0066	U		< 0.0048	U		< 0.0051	U		< 0.022	U	
VMP-6	10	VMP-6-10-072622	7/26/2022	< 0.0034	U		< 0.0072	U		< 0.0024	U		< 0.01	U		< 0.0067	U		< 0.0049	U		0.0037	J		< 0.022	U	
VMP-6	10	VMP-6-10-111022	11/10/2022	< 0.0038	U		< 0.0079	U		< 0.0026	U		< 0.011	U		< 0.0074	U		< 0.0054	U		0.0022	J		< 0.024	U	
VMP-6	10	VMP-6-10-012623	1/26/2023	0.0012	J		< 0.0069	U		< 0.0023	U		< 0.0098	U		< 0.0065	U		< 0.0047	U		< 0.0050	U		< 0.021	U	
VMP-6	31.5	VMP-6-31.5-042822	4/28/2022	0.0013	J		< 0.0066	U		< 0.0022	U		< 0.0094	U		< 0.0062	U		< 0.0046	U		< 0.0048	U		< 0.02	U	
VMP-6	31.5	VMP-6-31.5-072622	7/26/2022	< 0.0037	U		< 0.0078	U		< 0.0026	U		< 0.011	U		< 0.0073	U		< 0.0053	U		< 0.0057	U		< 0.024	U	
VMP-6	31.5	VMP-6-31.5-111022	11/10/2022	< 0.0038	U		< 0.0079	U		< 0.0026	U		< 0.011	U		< 0.0074	U		< 0.0054	U		0.0024	J		< 0.024	U	
VMP-6	31.5	VMP-6-31.5-012623	1/26/2023	< 0.0031	U		< 0.0065	U		< 0.0021	U		< 0.0092	U		< 0.0061	U		< 0.0045	U		0.0012	J		< 0.02	U	
VMP-6	39	VMP-6-39-042822	4/28/2022	< 0.0032	U		< 0.0068	U		< 0.0022	U		< 0.0096	U		< 0.0064	U		< 0.0046	U		< 0.0049	U		< 0.021	U	
VMP-6	39	VMP-6-39-072622	7/26/2022	0.027	J		< 0.14	U		< 0.047	U		< 0.2	U		< 0.13	U		< 0.098	U		< 0.1	U		< 0.44	U	
VMP-6	39	VMP-6-39-111022	11/10/2022	< 0.36	U		< 0.76	U		< 0.25	U		220			< 0.71	U		< 0.52	U		< 0.55	U		< 0.94	U	
VMP-6	39	VMP-6-39-012623	1/26/2023	< 0.52	U		< 1.1	U		< 0.36	U		180			< 1	U		< 0.75	U		< 0.79	U		< 1.3	U	
VMP-7	5	VMP-7-5-050222	5/2/2022	< 0.0034	U		< 0.0071	U		< 0.0024	U		< 0.01	U		< 0.0067	U		< 0.0049	U		< 0.0052	U		< 0.022	U	
VMP-7	5	VMP-7-5-072522	7/25/2022	< 0.0034	U		< 0.0072	U		< 0.0024	U		< 0.01	U	UJ	< 0.0067	U		< 0.0049	U		0.0025	J		< 0.022	U	
VMP-7	5	VMP-7-5-110722	11/7/2022	< 0.0033	U		< 0.0069	U		< 0.0023	U		< 0.0098	U		< 0.0065	U		< 0.0048	U		< 0.0050	U		< 0.021	U	
VMP-7	5	VMP-7-5-012023	1/20/2023	< 0.0031	U		< 0.0066	U		< 0.0022	U		< 0.0094	U		< 0.0062	U		< 0.0045	U		0.00077	J		< 0.02	U	
VMP-7	13.5	VMP-7-13.5-050222	5/2/2022	< 0.0035	U		< 0.0073	U		< 0.0024	U		< 0.01	U		< 0.0068	U		< 0.0050	U		0.0024	J		< 0.022	U	
VMP-7	13.5	VMP-7-13.5-072522	7/25/2022	< 0.0035	U		< 0.0073	U		< 0.0024	U		< 0.01	U	UJ	< 0.0068	U		< 0.0050	U		0.0037	J		< 0.022	U	
VMP-7	13.5	VMP-7-13.5-072522-DUP	7/25/2022	< 0.0035	U		< 0.0074	U		< 0.0024	U		< 0.01	U	UJ	< 0.0069	U		< 0.0051	U		0.0031	J		< 0.023	U	
VMP-7	13.5	VMP-7-13.5-110722	11/7/2022	< 0.0036	U		< 0.0076	U		< 0.0025	U		< 0.011	U		< 0.0071	U		< 0.0052	U		0.0019	J		< 0.023	U	
VMP-7	13.5	VMP-7-13.5-012023	1/20/2023	< 0.0031	U		< 0.0066	U		< 0.0022	U		< 0.0094	U		< 0.0062	U		< 0.0045	U		0.0016	J		< 0.02	U	
VMP-7	29.5	VMP-7-29.5-050222	5/2/2022	< 0.0033	U		< 0.0069	U		< 0.0023	U		< 0.0098	U		< 0.0065	U		< 0.0047	U		0.0033	J		< 0.021	U	
VMP-7	29.5	VMP-7-29.5-050222-DUP	5/2/2022	< 0.0032	U		< 0.0068	U		< 0.0022	U		< 0.0096	U		< 0.0064	U		< 0.0047	U		0.0036	J		< 0.021	U	
VMP-7	29.5	VMP-7-29.5-072522	7/25/2022	< 0.0034	U		< 0.0072	U		< 0.0024	U		< 0.01	U	UJ	< 0.0067	U		< 0.0049	U		0.0036	J		< 0.022	U	
VMP-7	29.5	VMP-7-29.5-110722	11/7/2022	< 0.0034	U		< 0.0072	U		< 0.0024	U		< 0.01	U		< 0.0067	U		< 0.0049	U		0.0048	J		< 0.022	U	
VMP-7	29.5	VMP-7-29.5-012023	1/20/2023	< 0.0031	U		< 0.0066	U		< 0.0022	U		< 0.0093	U		< 0.0062	U		< 0.0045	U		0.0040	J		< 0.02	U	
VMP-7	38	VMP-7-38-050222	5/2/2022	< 0.0036	U		< 0.0075	U		< 0.0025	U		< 0.011	U		< 0.0070	U		< 0.0052	U		0.0034	J		< 0.023	U	
VMP-7	38	VMP-7-38-072522	7/25/2022	< 0.0035	U		< 0.0074	U		< 0.0024	U		< 0.01	U	UJ	< 0.0070	U		< 0.0051	U		0.0040	J		< 0.023	U	
VMP-7	38	VMP-7-38-110722	11/7/2022	< 0.0037	U		< 0.0077	U		< 0.0025	U		< 0.011	U		< 0.0072	U		< 0.0053	U		0.0040	J		< 0.024	U	
VMP-7	38	VMP-7-38-012023	1/20/2023	< 0.0030	U		< 0.0064	U		< 0.0021	U		< 0.0091	U		< 0.0060	U		< 0.0044	U		0.0040	J		< 0.02	U	

TABLE 5
HISTORICAL SUMMARY OF SOIL VAPOR ANALYTICAL DETECTIONS AND SCREENING RESULTS: VILLAGE - VOCS

Location	Depth	Sample ID	Sample Date	Benzene			Bromodichloromethane			1,3-Butadiene			Butane			Carbon Tetrachloride			Chlorobenzene			Chloroform			Chloromethane		
				0.37			450000									0.21			69			0.11					
				Result (mg/m3)	Lab Quals	AECOM Quals	Result (mg/m3)	Lab Quals	AECOM Quals	Result (mg/m3)	Lab Quals	AECOM Quals	Result (mg/m3)	Lab Quals	AECOM Quals	Result (mg/m3)	Lab Quals	AECOM Quals	Result (mg/m3)	Lab Quals	AECOM Quals	Result (mg/m3)	Lab Quals	AECOM Quals	Result (mg/m3)	Lab Quals	AECOM Quals
VMP-8	5	VMP-8-5-042722	4/27/2022	< 0.0034	U		< 0.0072	U		< 0.0024	U		< 0.01	U		< 0.0068	U		< 0.0050	U		< 0.0053	U		< 0.022	U	
VMP-8	5	VMP-8-5-072222	7/22/2022	< 0.0036	U		< 0.0075	U		< 0.0025	U		< 0.011	U		< 0.0070	U		< 0.0052	U		**0.0060**			< 0.023	U	
VMP-8	5	VMP-8-5-111122	11/11/2022	< 0.0035	U		< 0.0073	U		< 0.0024	U		< 0.01	U		< 0.0068	U		< 0.0050	U		**0.00095**	J		< 0.022	U	
VMP-8	5	VMP-8-5-011823	1/18/2023	< 0.0033	U		< 0.0069	U		< 0.0023	U		< 0.0098	U		< 0.0065	U		< 0.0047	U		< 0.0050	U		< 0.021	U	
VMP-8	9.5	VMP-8-9.5-042722	4/27/2022	< 0.0034	U		< 0.0072	U		< 0.0024	U		< 0.01	U		< 0.0068	U		< 0.0049	U		< 0.0052	U		< 0.022	U	
VMP-8	9.5	VMP-8-9.5-042722-DUP	4/27/2022	< 0.0035	U		< 0.0073	U		< 0.0024	U		< 0.01	U		< 0.0068	U		< 0.0050	U		< 0.0053	U		< 0.022	U	
VMP-8	9.5	VMP-8-9.5-072222	7/22/2022	< 0.0035	U		< 0.0073	U		< 0.0024	U		< 0.01	U		< 0.0069	U		< 0.0050	U		**0.0043**	J		< 0.023	U	
VMP-8	9.5	VMP-8-9.5-111122	11/11/2022	< 0.0034	U		< 0.0071	U		< 0.0024	U		< 0.01	U		< 0.0067	U		< 0.0049	U		< 0.0052	U		< 0.022	U	
VMP-8	9.5	VMP-8-9.5-111122-DUP	11/11/2022	< 0.0032	U		< 0.0068	U		< 0.0022	U		< 0.0096	U		< 0.0064	U		< 0.0046	U		< 0.0049	U		< 0.021	U	
VMP-8	9.5	VMP-8-9.5-011823	1/18/2023	< 0.0032	U		< 0.0068	U		< 0.0022	U		< 0.0096	U		< 0.0064	U		**0.0028**	J		< 0.0049	U		< 0.021	U	
VMP-8	23.5	VMP-8-23.5-042722	4/27/2022	< 0.0036	U		< 0.0076	U		< 0.0025	U		< 0.011	U		< 0.0071	U		< 0.0052	U		< 0.0055	U		< 0.023	U	
VMP-8	23.5	VMP-8-23.5-072222	7/22/2022	< 0.0033	U		< 0.0070	U		< 0.0023	U		< 0.0099	U		< 0.0065	U		< 0.0048	U		< 0.0051	U		< 0.021	U	
VMP-8	23.5	VMP-8-23.5-072222-DUP	7/22/2022	< 0.0034	U		< 0.0072	U		< 0.0024	U		< 0.01	U		< 0.0068	U		< 0.0050	U		< 0.0053	U		< 0.022	U	
VMP-8	23.5	VMP-8-23.5-111122	11/11/2022	< 0.0039	U		< 0.0082	U		< 0.0027	U		< 0.012	U		< 0.0077	U		< 0.0056	U		< 0.0060	U		< 0.025	U	
VMP-8	23.5	VMP-8-23.5-011823	1/18/2023	< 0.0032	U		< 0.0068	U		< 0.0022	U		< 0.0096	U		< 0.0064	U		< 0.0046	U		< 0.0049	U		< 0.021	U	
VMP-8	35.5	VMP-8-35.5-042722	4/27/2022	< 0.0034	U		< 0.0071	U		< 0.0023	U		< 0.01	U		< 0.0067	U		< 0.0049	U		< 0.0052	U		< 0.022	U	
VMP-8	35.5	VMP-8-35.5-072222	7/22/2022	< 0.0037	U		< 0.0078	U		< 0.0026	U		< 0.011	U		< 0.0074	U		< 0.0054	U		**0.025**			< 0.024	U	
VMP-8	35.5	VMP-8-35.5-111122	11/11/2022	< 0.0031	U		< 0.0066	U		< 0.0022	U		< 0.0093	U		< 0.0062	U		< 0.0045	U		**0.0012**	J		< 0.02	U	
VMP-8	35.5	VMP-8-35.5-011823	1/18/2023	< 0.0032	U		< 0.0066	U		< 0.0022	U		< 0.0094	U		< 0.0062	U		< 0.0046	U		< 0.0048	U		< 0.02	U	
VMP-9	5	VMP-9-5-042722	4/27/2022	< 0.0052	U		< 0.011	U		< 0.0036	U		< 0.016	U		< 0.01	U		< 0.0076	U		< 0.0080	U		< 0.034	U	
VMP-9	5	VMP-9-5-072222	7/22/2022	< 0.0036	U		< 0.0075	U		< 0.0025	U		< 0.011	U		< 0.0071	U		< 0.0052	U		< 0.0055	U		< 0.023	U	
VMP-9	5	VMP-9-5-110722	11/7/2022	< 0.0034	U		< 0.0070	U		< 0.0023	U		< 0.01	U		< 0.0066	U		< 0.0048	U		< 0.0051	U		< 0.022	U	
VMP-9	5	VMP-9-5-011823	1/18/2023	< 0.0034	U		< 0.0071	U		< 0.0024	U		< 0.01	U		< 0.0067	U		< 0.0049	U		< 0.0052	U		< 0.022	U	
VMP-9	11.5	VMP-9-11.5-042722	4/27/2022	< 0.0033	U		< 0.0069	U		< 0.0023	U		< 0.0098	U		< 0.0065	U		< 0.0048	U		**0.0036**	J		< 0.021	U	
VMP-9	11.5	VMP-9-11.5-072222	7/22/2022	< 0.0035	U		< 0.0074	U		< 0.0024	U		< 0.01	U		< 0.0069	U		**0.0011**	J		**0.027**			< 0.023	U	
VMP-9	11.5	VMP-9-11.5-110722	11/7/2022	< 0.0033	U		< 0.0069	U		< 0.0023	U		< 0.0098	U		< 0.0065	U		< 0.0048	U		**0.0046**	J		< 0.021	U	
VMP-9	11.5	VMP-9-11.5-011823	1/18/2023	< 0.0033	U		< 0.0070	U		< 0.0023	U		< 0.0099	U		< 0.0065	U		< 0.0048	U		**0.0026**	J		< 0.021	U	
VMP-9	25.5	VMP-9-25.5-042722	4/27/2022	< 0.0034	U		< 0.0070	U		< 0.0023	U		< 0.01	U		< 0.0066	U		< 0.0048	U		**0.0023**	J		< 0.022	U	
VMP-9	25.5	VMP-9-25.5-042722-DUP	4/27/2022	< 0.0034	U		< 0.0070	U		< 0.0023	U		< 0.01	U		< 0.0066	U		< 0.0048	U		**0.0023**	J		< 0.022	U	
VMP-9	25.5	VMP-9-25.5-072222	7/22/2022	< 0.0034	U		< 0.0072	U		< 0.0024	U		< 0.01	U		< 0.0067	U		< 0.0049	U		**0.0047**	J		< 0.022	U	
VMP-9	25.5	VMP-9-25.5-072222-DUP	7/22/2022	< 0.0034	U		< 0.0070	U		< 0.0023	U		< 0.01	U		< 0.0066	U		< 0.0048	U		**0.0058**			< 0.022	U	
VMP-9	25.5	VMP-9-25.5-110722	11/7/2022	< 0.0034	U		< 0.0070	U		< 0.0023	U		< 0.01	U		< 0.0066	U		< 0.0048	U		**0.0052**			< 0.022	U	
VMP-9	25.5	VMP-9-25.5-011823	1/18/2023	< 0.0033	U		< 0.0070	U		< 0.0023	U		< 0.0099	U		< 0.0065	U		< 0.0048	U		**0.0034**	J		< 0.021	U	
VMP-9	38.5	VMP-9-38.5-042722	4/27/2022	< 0.0035	U		< 0.0073	U		< 0.0024	U		< 0.01	U		< 0.0069	U		< 0.0050	U		**0.0028**	J		< 0.023	U	
VMP-9	38.5	VMP-9-38.5-072222	7/22/2022	< 0.0035	U		< 0.0073	U		< 0.0024	U		< 0.01	U		< 0.0069	U		< 0.0050	U		< 0.0053	U		< 0.023	U	
VMP-9	38.5	VMP-9-38.5-110722	11/7/2022	< 0.0032	U		< 0.0067	U		< 0.0022	U		< 0.0096	U		< 0.0063	U		< 0.0046	U		**0.0018**	J		< 0.021	U	
VMP-9	38.5	VMP-9-38.5-011823	1/18/2023	< 0.0035	U		< 0.0073	U		< 0.0024	U		< 0.01	U		< 0.0068	U		< 0.0050	U		**0.0011**	J		< 0.022	U	
VMP-18	8.5	VMP-18-8.5-042722	4/27/2022	< 0.0036	U		< 0.0076	U		< 0.0025	U		< 0.011	U		< 0.0072	U		< 0.0052	U		< 0.0056	U		< 0.024	U	
VMP-18	8.5	VMP-18-8.5-072222	7/22/2022	< 0.0034	U		< 0.0072	U		< 0.0024	U		< 0.01	U		< 0.0067	U		< 0.0049	U		< 0.0052	U		< 0.022	U	
VMP-18	8.5	VMP-18-8.5-111022	11/10/2022	< 0.0038	U		< 0.0080	U		< 0.0026	U		< 0.011	U		< 0.0075	U		< 0.0055	U		< 0.0058	U		< 0.024	U	
VMP-18	8.5	VMP-18-8.5-012323	1/23/2023	< 0.0035	U		< 0.0074	U		< 0.0024	U		< 0.01	U		< 0.0070	U		< 0.0051	U		< 0.0054	U		< 0.023	U	
VMP-19	5	VMP-19-5-050222	5/2/2022	< 0.0036	U		< 0.0076	U		< 0.0025	U		< 0.011	U		< 0.0072	U		< 0.0052	U		< 0.0056	U		< 0.024	U	
VMP-19	5	VMP-19-5-050222-DUP	5/2/2022	< 0.0035	U		< 0.0073	U		< 0.0024	U		< 0.01	U		< 0.0068	U		< 0.0050	U		< 0.0053	U		< 0.022	U	
VMP-19	5	VMP-19-5-072222	7/22/2022	< 0.0035	U		< 0.0074	U		< 0.0024	U		< 0.01	U		< 0.0070	U		< 0.0051	U		**0.0026**	J		< 0.023	U	
VMP-19	5	VMP-19-5-110922	11/9/2022	< 0.0034	U		< 0.0071	U		< 0.0023	U		< 0.01	U		< 0.0067	U		< 0.0049	U		< 0.0052	U		< 0.022	U	
VMP-19	5	VMP-19-5-012423	1/24/2023	< 0.0032	U		< 0.0068	U		< 0.0022	U		< 0.0097	U		< 0.0064	U		< 0.0047	U		< 0.0050	U		< 0.021	U	
VMP-20	5	VMP-20-5-042922	4/29/2022	< 0.0035	U		< 0.0074	U		< 0.0024	U		< 0.01	U		< 0.0070	U		< 0.0051	U		< 0.0054	U		< 0.023	U	
VMP-20	5	VMP-20-5-080122	8/1/2022	< 0.0036	U		< 0.0075	U		< 0.0025	U		< 0.011	U		< 0.0071	U		< 0.0052	U		< 0.0055	U		< 0.023	U	
VMP-20	5	VMP-20-5-110222	11/2/2022	**0.0012**	J		< 0.0073	U		< 0.0024	U		< 0.01	U		< 0.0069	U		< 0.0050	U		< 0.0053	U		< 0.023	U	
VMP-20	5	VMP-20-5-012323	1/23/2023	< 0.0034	U		< 0.0070	U		< 0.0023	U		< 0.01	U		< 0.0066	U		< 0.0048	U		< 0.0051	U		< 0.022	U	
VMP-20	10	VMP-20-10-042922	4/29/2022	< 0.0034	U		< 0.0070	U		< 0.0023	U		< 0.01	U		< 0.0066	U		< 0.0048	U		< 0.0051	U		< 0.022	U	
VMP-20	10	VMP-20-10-080122	8/1/2022	< 0.0034	U		< 0.0071	U		< 0.0023	U		< 0.01	U		< 0.0067	U		< 0.0049	U		< 0.0052	U		< 0.022	U	
VMP-20	10	VMP-20-10-110222	11/2/2022	< 0.0033	U		< 0.0070	U		< 0.0023	U		< 0.0099	U		< 0.0065	U		< 0.0048	U		< 0.0051	U		< 0.021	U	
VMP-20	10	VMP-20-10-012323	1/23/2023	< 0.0034	U		< 0.0072	U		< 0.0024	U		< 0.01	U		< 0.0068	U		< 0.0050	U		< 0.0053	U		< 0.022	U	

TABLE 5
HISTORICAL SUMMARY OF SOIL VAPOR ANALYTICAL DETECTIONS AND SCREENING RESULTS: VILLAGE - VOCS

Location	Depth	Sample ID	Sample Date	Benzene			Bromodichloromethane			1,3-Butadiene			Butane			Carbon Tetrachloride			Chlorobenzene			Chloroform			Chloromethane		
				0.37			450000									0.21			69			0.11					
				Result (mg/m3)	Lab Quals	AECOM Quals	Result (mg/m3)	Lab Quals	AECOM Quals	Result (mg/m3)	Lab Quals	AECOM Quals	Result (mg/m3)	Lab Quals	AECOM Quals	Result (mg/m3)	Lab Quals	AECOM Quals	Result (mg/m3)	Lab Quals	AECOM Quals	Result (mg/m3)	Lab Quals	AECOM Quals	Result (mg/m3)	Lab Quals	AECOM Quals
VMP-20	25	VMP-20-25-042922	4/29/2022	< 0.0031	U		< 0.0065	U		< 0.0021	U		< 0.0092	U		< 0.0061	U		< 0.0045	U		< 0.0047	U		< 0.02	U	
VMP-20	25	VMP-20-25-080122	8/1/2022	< 0.0036	U		< 0.0076	U		< 0.0025	U		< 0.011	U		< 0.0071	U		< 0.0052	U		< 0.0055	U		< 0.023	U	
VMP-20	25	VMP-20-25-110222	11/2/2022	< 0.0039	U		< 0.0083	U		< 0.0027	U		< 0.012	U		< 0.0078	U		< 0.0057	U		< 0.0060	U		< 0.026	U	
VMP-20	25	VMP-20-25-012323	1/23/2023	< 0.0033	U		< 0.0069	U		< 0.0023	U		< 0.0098	U		< 0.0065	U		< 0.0048	U		< 0.0050	U		< 0.021	U	
VMP-20	39.5	VMP-20-39.5-012323	1/23/2023	< 0.0034	U		< 0.0070	U		< 0.0023	U		< 0.01	U		< 0.0066	U		< 0.0048	U		< 0.0051	U		< 0.022	U	
VMP-21	5	VMP-21-5-042922	4/29/2022	**0.018**			< 0.0072	U		< 0.0024	U		< 0.01	U		< 0.0067	U		< 0.0049	U		< 0.0052	U		< 0.022	U	
VMP-21	5	VMP-21-5-072922	7/29/2022	< 0.0034	U		< 0.0071	U		< 0.0024	U		< 0.01	U		< 0.0067	U		< 0.0049	U		< 0.0052	U		< 0.022	U	
VMP-21	5	VMP-21-5-111122	11/11/2022	< 0.0032	U		< 0.0068	U		< 0.0022	U		< 0.0096	U		< 0.0064	U		< 0.0046	U		< 0.0049	U		< 0.021	U	
VMP-21	5	VMP-21-5-012423	1/24/2023	< 0.0035	U		< 0.0073	U		< 0.0024	U		< 0.01	U		< 0.0069	U		< 0.0050	U		< 0.0053	U		< 0.023	U	
VMP-21	10	VMP-21-10-042922	4/29/2022	< 0.0037	U		< 0.0078	U		< 0.0026	U		**0.84**			< 0.0073	U		< 0.0054	U		< 0.0057	U		< 0.024	U	
VMP-21	10	VMP-21-10-072922	7/29/2022	< 0.0035	U		< 0.0073	U		< 0.0024	U		< 0.01	U		< 0.0069	U		< 0.0050	U		< 0.0053	U		< 0.023	U	
VMP-21	10	VMP-21-10-111122	11/11/2022	< 0.0031	U		< 0.0065	U		< 0.0022	U		< 0.0093	U		< 0.0061	U		< 0.0045	U		< 0.0048	U		< 0.02	U	
VMP-21	10	VMP-21-10-111122-DUP	11/11/2022	< 0.0033	U		< 0.0070	U		< 0.0023	U		< 0.0099	U		< 0.0066	U		< 0.0048	U		< 0.0051	U		< 0.022	U	
VMP-21	10	VMP-21-10-012423	1/24/2023	< 0.0033	U		< 0.0069	U		< 0.0023	U		< 0.0098	U		< 0.0065	U		< 0.0048	U		< 0.0050	U		< 0.021	U	
VMP-21	10	VMP-21-10-012423-DUP	1/24/2023	< 0.0033	U		< 0.0069	U		< 0.0023	U		< 0.0097	U		< 0.0064	U		< 0.0047	U		< 0.0050	U		< 0.021	U	
VMP-21	25	VMP-21-25-042922	4/29/2022	< 0.0035	U		< 0.0073	U		< 0.0024	U		< 0.01	U		< 0.0069	U		< 0.0050	U		< 0.0053	U		< 0.023	U	
VMP-21	25	VMP-21-25-072922	7/29/2022	< 0.0036	U		< 0.0076	U		< 0.0025	U		< 0.011	U		< 0.0072	U		< 0.0052	U		< 0.0056	U		< 0.024	U	
VMP-21	25	VMP-21-25-111122	11/11/2022	< 0.0032	U		< 0.0066	U		< 0.0022	U		< 0.0094	U		< 0.0062	U		< 0.0046	U		< 0.0048	U		< 0.02	U	
VMP-21	25	VMP-21-25-012423	1/24/2023	< 0.0033	U		< 0.0069	U		< 0.0023	U		< 0.0098	U		< 0.0065	U		< 0.0047	U		**0.0010**	J		< 0.021	U	
VMP-21	33	VMP-21-33-042922	4/29/2022	< 0.0035	U		< 0.0074	U		< 0.0024	U		< 0.01	U		< 0.0069	U		< 0.0051	U		< 0.0054	U		< 0.023	U	
VMP-21	33	VMP-21-33-072922	7/29/2022	< 0.0036	U		< 0.0075	U		< 0.0025	U		< 0.011	U		< 0.0070	U		< 0.0051	U		< 0.0054	U		< 0.023	U	
VMP-21	33	VMP-21-33-111122	11/11/2022	< 0.0032	U		< 0.0068	U		< 0.0022	U		< 0.0096	U		< 0.0064	U		< 0.0046	U		< 0.0049	U		< 0.021	U	
VMP-21	33	VMP-21-33-012423	1/24/2023	< 0.0034	U		< 0.0071	U		< 0.0023	U		< 0.01	U		< 0.0066	U		< 0.0048	U		< 0.0052	U		< 0.022	U	
VMP-22	5	VMP-22-5-072622	7/26/2022	< 0.0035	U		< 0.0074	U		< 0.0024	U		< 0.01	U		< 0.0069	U		< 0.0051	U		< 0.0054	U		< 0.023	U	
VMP-22	5	VMP-22-5-111122	11/11/2022	< 0.0035	U		< 0.0073	U		< 0.0024	U		< 0.01	U		< 0.0068	U		< 0.0050	U		**0.00098**	J		< 0.022	U	
VMP-22	5	VMP-22-5-012723	1/27/2023	< 0.0034	U		< 0.0070	U		< 0.0023	U		< 0.01	U		< 0.0066	U		< 0.0048	U		< 0.0051	U		< 0.022	U	
VMP-22	10	VMP-22-10-050522	5/5/2022	< 0.025	U		< 0.053	U		< 0.018	U		**4.5**			< 0.05	U		< 0.036	U		< 0.039	U		< 0.16	U	
VMP-22	10	VMP-22-10-072622	7/26/2022	< 0.0032	U		< 0.0068	U		< 0.0022	U		< 0.0096	U		< 0.0064	U		< 0.0046	U		< 0.0049	U		< 0.021	U	
VMP-22	10	VMP-22-10-111122	11/11/2022	< 0.0034	U		< 0.0071	U		< 0.0023	U		< 0.01	U		< 0.0067	U		< 0.0049	U		< 0.0052	U		< 0.022	U	
VMP-22	10	VMP-22-10-012723	1/27/2023	< 0.0034	U		< 0.0072	U		< 0.0024	U		< 0.01	U		< 0.0067	U		< 0.0049	U		< 0.0052	U		< 0.022	U	
VMP-22	18	VMP-22-18-050522	5/5/2022	< 0.013	U		< 0.028	U		< 0.0091	U		**1.6**			< 0.026	U		< 0.019	U		< 0.02	U		< 0.085	U	
VMP-22	18	VMP-22-18-111122	11/11/2022	< 0.0033	U		< 0.0070	U		< 0.0023	U		< 0.0099	U		< 0.0065	U		< 0.0048	U		**0.0017**	J		< 0.021	U	
VMP-22	18	VMP-22-18-012723	1/27/2023	< 0.0033	U		< 0.0070	U		< 0.0023	U		< 0.0099	U		< 0.0066	U		< 0.0048	U		< 0.0051	U		< 0.022	U	
VMP-22	38	VMP-22-38-050522	5/5/2022	**0.0018**	J		< 0.0070	U		< 0.0023	U		< 0.0099	U		< 0.0066	U		< 0.0048	U		< 0.0051	U		< 0.022	U	
VMP-22	38	VMP-22-38-111122	11/11/2022	< 0.0033	U		< 0.0070	U		< 0.0023	U		< 0.0099	U		< 0.0065	U		< 0.0048	U		< 0.0051	U		< 0.021	U	
VMP-22	38	VMP-22-38-012723	1/27/2023	< 0.0031	U		< 0.0065	U		< 0.0021	U		< 0.0092	U		< 0.0061	U		< 0.0045	U		< 0.0047	U		< 0.02	U	
VMP-23	5	VMP-23-5-050422	5/4/2022	< 0.0034	U		< 0.0071	U		< 0.0024	U		< 0.01	U		< 0.0067	U		< 0.0049	U		< 0.0052	U		< 0.022	U	
VMP-23	5	VMP-23-5-072522	7/25/2022	< 0.0037	U		< 0.0077	U		< 0.0025	U		< 0.011	U	UJ	< 0.0072	U		< 0.0053	U		< 0.0056	U		< 0.024	U	
VMP-23	5	VMP-23-5-110322	11/3/2022	< 0.0036	U		< 0.0075	U		< 0.0025	U		< 0.011	U		< 0.0070	U		< 0.0051	U		< 0.0054	U		< 0.023	U	
VMP-23	5	VMP-23-5-012323	1/23/2023	< 0.0031	U		< 0.0066	U		< 0.0022	U		< 0.0094	U		< 0.0062	U		< 0.0045	U		< 0.0048	U		< 0.02	U	
VMP-23	10	VMP-23-10-050422	5/4/2022	< 0.0037	U		< 0.0078	U		< 0.0026	U		< 0.011	U		< 0.0073	U		< 0.0053	U		**0.0034**	J		< 0.024	U	
VMP-23	10	VMP-23-10-072522	7/25/2022	< 0.0036	U		< 0.0075	U		< 0.0025	U		< 0.011	U	UJ	< 0.0071	U		< 0.0052	U		< 0.0055	U		< 0.023	U	
VMP-23	10	VMP-23-10-110322	11/3/2022	< 0.0035	U		< 0.0074	U		< 0.0024	U		< 0.01	U		< 0.0069	U		< 0.0051	U		**0.0014**	J		< 0.023	U	
VMP-23	10	VMP-23-10-012323	1/23/2023	< 0.0032	U		< 0.0068	U		< 0.0022	U		< 0.0096	U		< 0.0064	U		< 0.0046	U		**0.00098**	J		< 0.021	U	
VMP-23	25	VMP-23-25-050422	5/4/2022	< 0.0034	U		< 0.0072	U		< 0.0024	U		< 0.01	U		< 0.0068	U		< 0.0049	U		**0.0023**	J		< 0.022	U	
VMP-23	25	VMP-23-25-072522	7/25/2022	< 0.0036	U		< 0.0076	U		< 0.0025	U		< 0.011	U	UJ	< 0.0072	U		**0.016**			**0.0029**	J		< 0.024	U	
VMP-23	25	VMP-23-25-110322	11/3/2022	< 0.0037	U		< 0.0077	U		< 0.0026	U		< 0.011	U		< 0.0073	U		< 0.0053	U		**0.0022**	J		< 0.024	U	
VMP-23	25	VMP-23-25-012323	1/23/2023	< 0.0031	U		< 0.0065	U		< 0.0021	U		< 0.0092	U		< 0.0061	U		< 0.0045	U		**0.0012**	J		< 0.02	U	
VMP-23	40	VMP-23-40-050422	5/4/2022	**0.0014**	J		< 0.0070	U		< 0.0023	U		< 0.0099	U		< 0.0066	U		< 0.0048	U		< 0.0051	U		< 0.022	U	
VMP-23	40	VMP-23-40-050422-DUP	5/4/2022	< 0.0036	U		< 0.0076	U		< 0.0025	U		< 0.011	U		< 0.0071	U		< 0.0052	U		< 0.0055	U		< 0.023	U	
VMP-23	40	VMP-23-40-110322	11/3/2022	**0.0016**	J		< 0.0074	U		< 0.0024	U		< 0.01	U		< 0.0070	U		< 0.0051	U		**0.00091**	J		< 0.023	U	
VMP-23	40	VMP-23-40-012323	1/23/2023	< 0.0032	U		< 0.0067	U		< 0.0022	U		< 0.0095	U		< 0.0063	U		< 0.0046	U		< 0.0049	U		< 0.021	U	
VMP-24	5	VMP-24-5-050322	5/3/2022	< 0.0034	U		< 0.0071	U		< 0.0023	U		< 0.01	U		< 0.0066	U		< 0.0048	U		< 0.0052	U		< 0.022	U	
VMP-24	5	VMP-24-5-072522	7/25/2022	**0.0014**	J		< 0.0071	U		< 0.0024	U		< 0.01	U	UJ	< 0.0067	U		< 0.0049	U		**0.0046**	J		< 0.022	U	
VMP-24	5	VMP-24-5-110722	11/7/2022	< 0.0035	U		< 0.0073	U		< 0.0024	U		< 0.01	U		< 0.0068	U		< 0.0050	U		< 0.0053	U		< 0.022	U	
VMP-24	5	VMP-24-5-110722-DUP	11/7/2022	< 0.0033	U		< 0.0070	U		< 0.0023	U		< 0.0099	U		< 0.0066	U		< 0.0048	U		< 0.0051	U		< 0.022	U	
VMP-24	5	VMP-24-5-011923	1/19/2023	< 0.0036	U		< 0.0076	U		< 0.0025	U		< 0.011	U		< 0.0072	U		< 0.0052	U		< 0.0056	U		< 0.024	U	

TABLE 5
HISTORICAL SUMMARY OF SOIL VAPOR ANALYTICAL DETECTIONS AND SCREENING RESULTS: VILLAGE - VOCS

Location	Depth	Sample ID	Sample Date	Benzene			Bromodichloromethane			1,3-Butadiene			Butane			Carbon Tetrachloride			Chlorobenzene			Chloroform			Chloromethane		
				0.37			450000									0.21			69			0.11					
				Result (mg/m3)	Lab Quals	AECOM Quals	Result (mg/m3)	Lab Quals	AECOM Quals	Result (mg/m3)	Lab Quals	AECOM Quals	Result (mg/m3)	Lab Quals	AECOM Quals	Result (mg/m3)	Lab Quals	AECOM Quals	Result (mg/m3)	Lab Quals	AECOM Quals	Result (mg/m3)	Lab Quals	AECOM Quals	Result (mg/m3)	Lab Quals	AECOM Quals
VMP-24	10	VMP-24-10-050322	5/3/2022	< 0.0033	U		< 0.0069	U		< 0.0023	U		< 0.0098	U		< 0.0065	U		< 0.0048	U		< 0.0050	U		< 0.021	U	
VMP-24	10	VMP-24-10-072522	7/25/2022	< 0.0034	U		< 0.0070	U		< 0.0023	U		< 0.01	U	UJ	< 0.0066	U		< 0.0048	U		0.0031	J		< 0.022	U	
VMP-24	10	VMP-24-10-110722	11/7/2022	< 0.0033	U		< 0.0069	U		< 0.0023	U		< 0.0097	U		< 0.0064	U		< 0.0047	U		< 0.0050	U		< 0.021	U	
VMP-24	10	VMP-24-10-011923	1/19/2023	< 0.0034	U		< 0.0071	U		< 0.0023	U		< 0.01	U		< 0.0067	U		< 0.0049	U		< 0.0052	U		< 0.022	U	
VMP-24	22	VMP-24-22-050322	5/3/2022	< 0.0034	U		< 0.0071	U		< 0.0023	U		< 0.01	U		< 0.0067	U		< 0.0049	U		< 0.0052	U		< 0.022	U	
VMP-24	22	VMP-24-22-050322-DUP	5/3/2022	< 0.0034	U		< 0.0071	U		< 0.0024	U		< 0.01	U		< 0.0067	U		< 0.0049	U		< 0.0052	U		< 0.022	U	
VMP-24	22	VMP-24-22-072522	7/25/2022	< 0.0033	U		< 0.0069	U		< 0.0023	U		< 0.0098	U	UJ	< 0.0065	U		< 0.0048	U		0.0022	J		< 0.021	U	
VMP-24	22	VMP-24-22-110722	11/7/2022	0.0012	J		< 0.0073	U		< 0.0024	U		< 0.01	U		< 0.0069	U		< 0.0050	U		< 0.0053	U		< 0.023	U	
VMP-24	22	VMP-24-22-011923	1/19/2023	< 0.0034	U		< 0.0071	U		< 0.0024	U		< 0.01	U		< 0.0067	U		< 0.0049	U		< 0.0052	U		< 0.022	U	
VMP-24	22	VMP-24-22-011923-DUP	1/19/2023	< 0.0033	U		< 0.0069	U		< 0.0023	U		< 0.0098	U		< 0.0065	U		< 0.0047	U		< 0.0050	U		< 0.021	U	
VMP-24	34	VMP-24-34-050322	5/3/2022	< 0.0034	U		< 0.0071	U		< 0.0023	U		< 0.01	U		< 0.0066	U		< 0.0048	U		< 0.0052	U		< 0.022	U	
VMP-24	34	VMP-24-34-072522	7/25/2022	< 0.0035	U		< 0.0074	U		< 0.0024	U		< 0.01	U	UJ	< 0.0070	U		< 0.0051	U		0.0050	J		< 0.023	U	
VMP-24	34	VMP-24-34-110722	11/7/2022	< 0.0035	U		< 0.0073	U		< 0.0024	U		< 0.01	U		< 0.0069	U		< 0.0050	U		< 0.0053	U		< 0.023	U	
VMP-24	34	VMP-24-34-011923	1/19/2023	< 0.0034	U		< 0.0072	U		< 0.0024	U		< 0.01	U		< 0.0068	U		< 0.0050	U		< 0.0053	U		< 0.022	U	
VMP-32	5	VMP-32-5-042822	4/28/2022	< 0.0036	U		< 0.0076	U		< 0.0025	U		< 0.011	U		< 0.0071	U		< 0.0052	U		< 0.0055	U		< 0.023	U	
VMP-32	5	VMP-32-5-072922	7/29/2022	< 0.0034	U		< 0.0070	U		< 0.0023	U		< 0.01	U		< 0.0066	U		< 0.0048	U		< 0.0051	U		< 0.022	U	
VMP-32	5	VMP-32-5-110822	11/8/2022	< 0.0034	U		< 0.0072	U		< 0.0024	U		< 0.01	U		< 0.0067	U		< 0.0049	U		< 0.0052	U		< 0.022	U	
VMP-32	5	VMP-32-5-012323	1/23/2023	< 0.0033	U		< 0.0070	U		< 0.0023	U		< 0.0099	U		< 0.0066	U		< 0.0048	U		< 0.0051	U		< 0.022	U	
VMP-32	10	VMP-32-10-042822	4/28/2022	0.025			< 0.0073	U		< 0.0024	U		< 0.01	U		< 0.0068	U		< 0.0050	U		< 0.0053	U		< 0.022	U	
VMP-32	10	VMP-32-10-072922	7/29/2022	< 0.0037	U		< 0.0077	U		< 0.0025	U		< 0.011	U		< 0.0072	U		< 0.0053	U		< 0.0056	U		< 0.024	U	
VMP-32	10	VMP-32-10-072922-DUP	7/29/2022	< 0.0032	U		< 0.0068	U		< 0.0022	U		< 0.0097	U		< 0.0064	U		< 0.0047	U		< 0.0050	U		< 0.021	U	
VMP-32	10	VMP-32-10-110822	11/8/2022	< 0.0034	U		< 0.0072	U		< 0.0024	U		< 0.01	U		< 0.0068	U		< 0.0049	U		< 0.0052	U		< 0.022	U	
VMP-32	10	VMP-32-10-012323	1/23/2023	0.0043			< 0.0073	U		< 0.0024	U		< 0.01	U		< 0.0068	U		< 0.0050	U		< 0.0053	U		< 0.022	U	
VMP-32	20	VMP-32-20-042822	4/28/2022	0.027			< 0.0071	U		< 0.0023	U		0.015			< 0.0066	U		< 0.0048	U		< 0.0052	U		< 0.022	U	
VMP-32	20	VMP-32-20-072922	7/29/2022	< 0.0035	U		< 0.0073	U		< 0.0024	U		< 0.01	U		< 0.0068	U		< 0.0050	U		< 0.0053	U		< 0.022	U	
VMP-32	20	VMP-32-20-110822	11/8/2022	< 0.0034	U		< 0.0072	U		< 0.0024	U		< 0.01	U		< 0.0067	U		< 0.0049	U		< 0.0052	U		< 0.022	U	
VMP-32	20	VMP-32-20-012323	1/23/2023	0.0014	J		< 0.0076	U		< 0.0025	U		< 0.011	U		< 0.0071	U		< 0.0052	U		< 0.0055	U		< 0.023	U	
VMP-32	30	VMP-32-30-042822	4/28/2022	< 0.0036	U		< 0.0075	U		< 0.0025	U		< 0.011	U		< 0.0070	U		< 0.0052	U		< 0.0055	U		< 0.023	U	
VMP-32	30	VMP-32-30-012323	1/23/2023	< 0.0034	U		< 0.0070	U		< 0.0023	U		< 0.01	U		< 0.0066	U		< 0.0048	U		< 0.0051	U		< 0.022	U	
VMP-42	10	VMP-42-10-042822	4/28/2022	< 0.0034	U		< 0.0070	U		< 0.0023	U		< 0.01	U		< 0.0066	U		< 0.0048	U		< 0.0051	U		< 0.022	U	
VMP-42	10	VMP-42-10-072822	7/28/2022	< 0.0034	U		< 0.0071	U		< 0.0023	U		< 0.01	U		< 0.0066	U		< 0.0048	U		< 0.0052	U		< 0.022	U	
VMP-42	10	VMP-42-10-110422	11/4/2022	0.0065			< 0.0077	U		< 0.0025	U		< 0.011	U		< 0.0072	U		< 0.0053	U		< 0.0056	U		< 0.024	U	
VMP-42	10	VMP-42-10-012023	1/20/2023	< 0.0032	U		< 0.0068	U		< 0.0022	U		< 0.0097	U		< 0.0064	U		< 0.0047	U		< 0.0050	U		< 0.021	U	
VMP-42	20	VMP-42-20-042822	4/28/2022	< 0.0034	U		< 0.0072	U		< 0.0024	U		< 0.01	U		< 0.0067	U		< 0.0049	U		< 0.0052	U		< 0.022	U	
VMP-42	20	VMP-42-20-072822	7/28/2022	< 0.0034	U		< 0.0070	U		< 0.0023	U		< 0.01	U		< 0.0066	U		< 0.0048	U		0.013			< 0.022	U	
VMP-42	20	VMP-42-20-110422	11/4/2022	< 0.0042	U		< 0.0088	U		< 0.0029	U		< 0.012	U		< 0.0083	U		< 0.0061	U		< 0.0064	U		< 0.027	U	
VMP-42	20	VMP-42-20-110422-DUP	11/4/2022	< 0.0036	U		< 0.0077	U		< 0.0025	U		< 0.011	U		< 0.0072	U		< 0.0053	U		0.0010	J		< 0.024	U	
VMP-42	20	VMP-42-20-012023	1/20/2023	< 0.0033	U		< 0.0069	U		< 0.0023	U		< 0.0097	U		< 0.0064	U		< 0.0047	U		< 0.0050	U		< 0.021	U	
VMP-42	30	VMP-42-30-042822	4/28/2022	< 0.0032	U		< 0.0068	U		< 0.0022	U		< 0.0096	U		< 0.0064	U		< 0.0046	U		0.0021	J		< 0.021	U	
VMP-42	30	VMP-42-30-072822	7/28/2022	< 0.0036	U		< 0.0076	U		< 0.0025	U		< 0.011	U		< 0.0072	U		< 0.0052	U		< 0.0056	U		< 0.024	U	
VMP-42	30	VMP-42-30-110422	11/4/2022	< 0.0035	U		< 0.0074	U		< 0.0024	U		< 0.01	U		< 0.0069	U		< 0.0051	U		0.0022	J		< 0.023	U	
VMP-42	30	VMP-42-30-012023	1/20/2023	0.0031	J		< 0.0067	U		< 0.0022	U		< 0.0096	U		< 0.0063	U		< 0.0046	U		0.0012	J		< 0.021	U	
VMP-42	30	VMP-42-30-012023-DUP	1/20/2023	0.0029	J		< 0.0067	U		< 0.0022	U		< 0.0096	U		< 0.0063	U		< 0.0046	U		0.0011	J		< 0.021	U	
VMP-43	10	VMP-43-10-050222	5/2/2022	< 0.0030	U		< 0.0062	U		< 0.0020	U		< 0.0088	U		< 0.0058	U		< 0.0042	U		< 0.0045	U		< 0.019	U	
VMP-43	10	VMP-43-10-072822	7/28/2022	< 0.0035	U		< 0.0074	U		< 0.0024	U		< 0.01	U		< 0.0069	U		< 0.0051	U		< 0.0054	U		< 0.023	U	
VMP-43	10	VMP-43-10-110422	11/4/2022	< 0.0035	U		< 0.0074	U		< 0.0024	U		< 0.01	U		< 0.0070	U		< 0.0051	U		< 0.0054	U		< 0.023	U	
VMP-43	10	VMP-43-10-012023	1/20/2023	0.0072		J	< 0.0068	U		< 0.0022	U		< 0.0096	U		< 0.0064	U		< 0.0046	U		< 0.0049	U		< 0.021	U	
VMP-43	10	VMP-43-10-012023-DUP	1/20/2023	< 0.0032	U	UJ	< 0.0066	U		< 0.0022	U		< 0.0094	U		< 0.0062	U		< 0.0046	U		< 0.0048	U		< 0.02	U	
VMP-43	20	VMP-43-20-050222	5/2/2022	< 0.0034	U		< 0.0072	U		< 0.0024	U		< 0.01	U		< 0.0068	U		< 0.0049	U		< 0.0052	U		< 0.022	U	
VMP-43	20	VMP-43-20-072822	7/28/2022	< 0.0034	U		< 0.0072	U		< 0.0024	U		< 0.01	U		< 0.0068	U		< 0.0049	U		0.0022	J		< 0.022	U	
VMP-43	20	VMP-43-20-072822-DUP	7/28/2022	< 0.0034	U		< 0.0072	U		< 0.0024	U		< 0.01	U		< 0.0067	U		< 0.0049	U		0.0025	J		< 0.022	U	
VMP-43	20	VMP-43-20-110422	11/4/2022	< 0.0035	U		< 0.0074	U		< 0.0024	U		< 0.01	U		< 0.0069	U		< 0.0051	U		< 0.0054	U		< 0.023	U	
VMP-43	20	VMP-43-20-110422-DUP	11/4/2022	< 0.0037	U		< 0.0077	U		< 0.0026	U		< 0.011	U		< 0.0073	U		< 0.0053	U		< 0.0056	U		< 0.024	U	
VMP-43	20	VMP-43-20-012023	1/20/2023	< 0.0033	U		< 0.0069	U		< 0.0023	U		< 0.0098	U		< 0.0065	U		< 0.0047	U		< 0.0050	U		< 0.021	U	

TABLE 5
HISTORICAL SUMMARY OF SOIL VAPOR ANALYTICAL DETECTIONS AND SCREENING RESULTS: VILLAGE - VOCS

Location	Depth	Sample ID	Sample Date	Benzene			Bromodichloromethane			1,3-Butadiene			Butane			Carbon Tetrachloride			Chlorobenzene			Chloroform			Chloromethane		
				0.37			450000									0.21			69			0.11					
				Result (mg/m3)	Lab Quals	AECOM Quals	Result (mg/m3)	Lab Quals	AECOM Quals	Result (mg/m3)	Lab Quals	AECOM Quals	Result (mg/m3)	Lab Quals	AECOM Quals	Result (mg/m3)	Lab Quals	AECOM Quals	Result (mg/m3)	Lab Quals	AECOM Quals	Result (mg/m3)	Lab Quals	AECOM Quals	Result (mg/m3)	Lab Quals	AECOM Quals
VMP-43	30	VMP-43-30-050222	5/2/2022	< 0.0034	U		< 0.0072	U		< 0.0024	U		< 0.01	U		< 0.0067	U		< 0.0049	U		< 0.0052	U		< 0.022	U	
VMP-43	30	VMP-43-30-050222-DUP	5/2/2022	< 0.0035	U		< 0.0073	U		< 0.0024	U		< 0.01	U		< 0.0068	U		< 0.0050	U		< 0.0053	U		< 0.022	U	
VMP-43	30	VMP-43-30-072822	7/28/2022	< 0.0035	U		< 0.0074	U		< 0.0024	U		< 0.01	U		< 0.0069	U		< 0.0051	U		0.0022	J		< 0.023	U	
VMP-43	30	VMP-43-30-110422	11/4/2022	0.0019	J		< 0.0077	U		< 0.0025	U		< 0.011	U		< 0.0072	U		< 0.0053	U		< 0.0056	U		< 0.024	U	
VMP-43	30	VMP-43-30-012023	1/20/2023	< 0.0030	U		< 0.0063	U		< 0.0021	U		< 0.0089	U		< 0.0059	U		< 0.0043	U		< 0.0046	U		< 0.019	U	
VMP-45	10	VMP-45-10-050222	5/2/2022	< 0.0036	U		< 0.0076	U		< 0.0025	U		< 0.011	U		< 0.0071	U		< 0.0052	U		< 0.0055	U		< 0.023	U	
VMP-45	10	VMP-45-10-050222-DUP	5/2/2022	< 0.0036	U		< 0.0075	U		< 0.0025	U		< 0.011	U		< 0.0070	U		< 0.0052	U		< 0.0055	U		< 0.023	U	
VMP-45	10	VMP-45-10-072522	7/25/2022	< 0.0036	U		< 0.0075	U		< 0.0025	U		< 0.011	U	UJ	< 0.0071	U		< 0.0052	U		0.0042	J		< 0.023	U	
VMP-45	10	VMP-45-10-110722	11/7/2022	< 0.0034	U		< 0.0071	U		< 0.0023	U		< 0.01	U		< 0.0066	U		< 0.0048	U		< 0.0052	U		< 0.022	U	
VMP-45	10	VMP-45-10-012023	1/20/2023	< 0.0033	U		< 0.0069	U		< 0.0023	U		< 0.0098	U		< 0.0065	U		< 0.0047	U		< 0.0050	U		< 0.021	U	
VMP-45	20	VMP-45-20-050222	5/2/2022	< 0.0035	U		< 0.0074	U		< 0.0024	U		< 0.01	U		< 0.0070	U		< 0.0051	U		< 0.0054	U		< 0.023	U	
VMP-45	20	VMP-45-20-072522	7/25/2022	< 0.0038	U		< 0.0081	U		< 0.0027	U		< 0.011	U	UJ	< 0.0076	U		< 0.0055	U		0.0061			< 0.025	U	
VMP-45	20	VMP-45-20-110722	11/7/2022	< 0.0034	U		< 0.0072	U		< 0.0024	U		< 0.01	U		< 0.0068	U		< 0.0050	U		< 0.0053	U		< 0.022	U	
VMP-45	20	VMP-45-20-012023	1/20/2023	< 0.0034	U		< 0.0072	U		< 0.0024	U		< 0.01	U		< 0.0067	U		< 0.0049	U		< 0.0052	U		< 0.022	U	
VMP-45	30	VMP-45-30-050222	5/2/2022	< 0.0034	U		< 0.0071	U		< 0.0024	U		< 0.01	U		< 0.0067	U		< 0.0049	U		< 0.0052	U		< 0.022	U	
VMP-45	30	VMP-45-30-072522	7/25/2022	< 0.0036	U		< 0.0076	U		< 0.0025	U		< 0.011	U	UJ	< 0.0072	U		< 0.0052	U		0.02			< 0.024	U	
VMP-45	30	VMP-45-30-110722	11/7/2022	< 0.0034	U		< 0.0071	U		< 0.0023	U		< 0.01	U		< 0.0067	U		< 0.0049	U		< 0.0052	U		< 0.022	U	
VMP-45	30	VMP-45-30-012023	1/20/2023	< 0.0032	U		< 0.0066	U		< 0.0022	U		< 0.0094	U		< 0.0062	U		< 0.0046	U		< 0.0048	U		< 0.02	U	
VMP-47	5	VMP-47-5-050522	5/5/2022	< 0.0035	U		< 0.0073	U		< 0.0024	U		< 0.01	U		< 0.0069	U		< 0.0050	U		0.0026	J		< 0.023	U	
VMP-47	5	VMP-47-5-080222	8/2/2022	< 0.0036	U		< 0.0076	U		< 0.0025	U		< 0.011	U		< 0.0071	U		< 0.0052	U		0.0039	J		< 0.023	U	
VMP-47	5	VMP-47-5-110822	11/8/2022	< 0.0031	U		< 0.0064	U		< 0.0021	U		< 0.0091	U		< 0.0060	U		< 0.0044	U		0.00089	J		< 0.02	U	
VMP-47	5	VMP-47-5-012323	1/23/2023	< 0.0034	U		< 0.0071	U		< 0.0024	U		< 0.01	U		< 0.0067	U		< 0.0049	U		< 0.0052	U		< 0.022	U	
VMP-47	10	VMP-47-10-050522	5/5/2022	< 0.0035	U		0.023			< 0.0024	U		< 0.01	U		< 0.0068	U		< 0.0050	U		0.054			< 0.022	U	
VMP-47	10	VMP-47-10-080222	8/2/2022	< 0.0034	U		0.027			< 0.0024	U		< 0.01	U		0.0016	J		< 0.0050	U		0.062			< 0.022	U	
VMP-47	10	VMP-47-10-080222-DUP	8/2/2022	< 0.0034	U		0.028			< 0.0024	U		< 0.01	U		0.0019	J		< 0.0049	U		0.064			< 0.022	U	
VMP-47	10	VMP-47-10-110822	11/8/2022	< 0.0034	U		0.0069	J		< 0.0023	U		< 0.01	U		< 0.0066	U		< 0.0048	U		0.028			< 0.022	U	
VMP-47	10	VMP-47-10-012323	1/23/2023	< 0.0032	U		0.0029	J		< 0.0022	U		< 0.0094	U		< 0.0062	U		< 0.0046	U		0.013			< 0.02	U	
VMP-47	20	VMP-47-20-050522	5/5/2022	< 0.0034	U		0.0054	J		< 0.0024	U		< 0.01	U		< 0.0067	U		< 0.0049	U		0.016			< 0.022	U	
VMP-47	20	VMP-47-20-080222	8/2/2022	< 0.0034	U		0.0086			< 0.0023	U		< 0.01	U		< 0.0066	U		< 0.0048	U		0.029			< 0.022	U	
VMP-47	20	VMP-47-20-110822	11/8/2022	< 0.0031	U		0.0016	J		< 0.0022	U		< 0.0094	U		< 0.0062	U		< 0.0045	U		0.013			< 0.02	U	
VMP-47	20	VMP-47-20-012323	1/23/2023	< 0.0032	U		0.0017	J		< 0.0022	U		< 0.0096	U		< 0.0063	U		< 0.0046	U		0.0066			< 0.021	U	
VMP-47	20	VMP-47-20-012323-DUP	1/23/2023	< 0.0034	U		0.0016	J		< 0.0023	U		< 0.01	U		< 0.0066	U		< 0.0048	U		0.0070			< 0.022	U	
VMP-47	30	VMP-47-30-050522	5/5/2022	< 0.0038	U		< 0.0080	U		< 0.0026	U		< 0.011	U		< 0.0075	U		< 0.0055	U		< 0.0058	U		< 0.025	U	
VMP-47	30	VMP-47-30-080222	8/2/2022	< 0.0034	U		< 0.0072	U		< 0.0024	U		< 0.01	U		< 0.0068	U		< 0.0049	U		< 0.0052	U		< 0.022	U	
VMP-47	30	VMP-47-30-110822	11/8/2022	< 0.0034	U		< 0.0070	U		< 0.0023	U		< 0.01	U		< 0.0066	U		< 0.0048	U		< 0.0051	U		< 0.022	U	
VMP-47	30	VMP-47-30-012323	1/23/2023	< 0.0033	U		< 0.0069	U		< 0.0023	U		< 0.0097	U		< 0.0064	U		< 0.0047	U		< 0.0050	U		< 0.021	U	
VMP-48	5	VMP-48-5-042922	4/29/2022	< 0.0032	U		< 0.0067	U		< 0.0022	U		< 0.0095	U		< 0.0063	U		< 0.0046	U		< 0.0048	U		< 0.02	U	
VMP-48	5	VMP-48-5-072922	7/29/2022	< 0.0036	U		< 0.0076	U		< 0.0025	U		< 0.011	U		< 0.0072	U		< 0.0052	U		0.0021	J		< 0.024	U	
VMP-48	5	VMP-48-5-110222	11/2/2022	< 0.0040	U		< 0.0084	U		< 0.0028	U		< 0.012	U		< 0.0079	U		< 0.0058	U		< 0.0061	U		< 0.026	U	
VMP-48	5	VMP-48-5-012423	1/24/2023	< 0.0032	U		< 0.0067	U		< 0.0022	U		< 0.0095	U		< 0.0063	U		< 0.0046	U		< 0.0048	U		< 0.02	U	
VMP-48	10	VMP-48-10-042922	4/29/2022	< 0.0034	U		< 0.0071	U		< 0.0024	U		< 0.01	U		< 0.0067	U		< 0.0049	U		< 0.0052	U		< 0.022	U	
VMP-48	10	VMP-48-10-042922-DUP	4/29/2022	< 0.0034	U		< 0.0071	U		< 0.0023	U		< 0.01	U		< 0.0066	U		< 0.0048	U		< 0.0052	U		< 0.022	U	
VMP-48	10	VMP-48-10-072922	7/29/2022	< 0.0035	U		< 0.0073	U		< 0.0024	U		< 0.01	U		< 0.0068	U		< 0.0050	U		< 0.0053	U		< 0.022	U	
VMP-48	10	VMP-48-10-110222	11/2/2022	0.0010	J		< 0.0078	U		< 0.0026	U		0.02			< 0.0073	U		< 0.0053	U		0.0012	J		< 0.024	U	
VMP-48	10	VMP-48-10-012423	1/24/2023	< 0.0031	U		< 0.0066	U		< 0.0022	U		< 0.0094	U		< 0.0062	U		< 0.0045	U		< 0.0048	U		< 0.02	U	
VMP-48	20	VMP-48-20-042922	4/29/2022	< 0.0034	U		< 0.0072	U		< 0.0024	U		< 0.01	U		< 0.0068	U		< 0.0050	U		< 0.0053	U		< 0.022	U	
VMP-48	20	VMP-48-20-072922	7/29/2022	< 0.0037	U		< 0.0078	U		< 0.0026	U		< 0.011	U		< 0.0073	U		< 0.0053	U		< 0.0057	U		< 0.024	U	
VMP-48	20	VMP-48-20-110222	11/2/2022	< 0.0034	U		< 0.0071	U		< 0.0023	U		< 0.01	U		< 0.0066	U		< 0.0048	U		< 0.0052	U		< 0.022	U	
VMP-48	20	VMP-48-20-012423	1/24/2023	< 0.0032	U		< 0.0068	U		< 0.0022	U		< 0.0096	U		< 0.0064	U		< 0.0046	U		< 0.0049	U		< 0.021	U	
VMP-48	30	VMP-48-30-042922	4/29/2022	< 0.0032	U		< 0.0067	U		< 0.0022	U		< 0.0096	U		< 0.0063	U		< 0.0046	U		< 0.0049	U		< 0.021	U	
VMP-48	30	VMP-48-30-072922	7/29/2022	< 0.0035	U		< 0.0073	U		< 0.0024	U		< 0.01	U		< 0.0069	U		< 0.0050	U		< 0.0053	U		< 0.023	U	
VMP-48	30	VMP-48-30-110222	11/2/2022	< 0.0037	U		< 0.0078	U		< 0.0026	U		< 0.011	U		< 0.0074	U		< 0.0054	U		< 0.0057	U		< 0.024	U	
VMP-48	30	VMP-48-30-012423	1/24/2023	< 0.0032	U		< 0.0067	U		< 0.0022	U		< 0.0095	U		< 0.0063	U		< 0.0046	U		< 0.0049	U		< 0.021	U	

TABLE 5
HISTORICAL SUMMARY OF SOIL VAPOR ANALYTICAL DETECTIONS AND SCREENING RESULTS: VILLAGE - VOCS

Location	Depth	Sample ID	Sample Date	Benzene			Bromodichloromethane			1,3-Butadiene			Butane			Carbon Tetrachloride			Chlorobenzene			Chloroform			Chloromethane		
				0.37			450000									0.21			69			0.11					
				Result (mg/m3)	Lab Quals	AECOM Quals	Result (mg/m3)	Lab Quals	AECOM Quals	Result (mg/m3)	Lab Quals	AECOM Quals	Result (mg/m3)	Lab Quals	AECOM Quals	Result (mg/m3)	Lab Quals	AECOM Quals	Result (mg/m3)	Lab Quals	AECOM Quals	Result (mg/m3)	Lab Quals	AECOM Quals	Result (mg/m3)	Lab Quals	AECOM Quals
VMP-49	5	VMP-49-5-050422	5/4/2022	< 0.0038	U		< 0.0079	U		< 0.0026	U		< 0.011	U		< 0.0074	U		< 0.0054	U		< 0.0058	U		< 0.024	U	
VMP-49	5	VMP-49-5-080122	8/1/2022	< 0.0038	U		< 0.0080	U		< 0.0026	U		< 0.011	U		< 0.0075	U		< 0.0055	U		< 0.0058	U		< 0.025	U	
VMP-49	5	VMP-49-5-080122-DUP	8/1/2022	< 0.0037	U		< 0.0077	U		< 0.0026	U		< 0.011	U		< 0.0073	U		< 0.0053	U		< 0.0056	U		< 0.024	U	
VMP-49	5	VMP-49-5-111122	11/11/2022	< 0.0033	U		< 0.0070	U		< 0.0023	U		< 0.0099	U		< 0.0066	U		< 0.0048	U		< 0.0051	U		< 0.022	U	
VMP-49	5	VMP-49-5-012723	1/27/2023	< 0.0035	U		< 0.0074	U		< 0.0024	U		< 0.01	U		< 0.0070	U		< 0.0051	U		< 0.0054	U		< 0.023	U	
VMP-49	10	VMP-49-10-050422	5/4/2022	< 0.0035	U		< 0.0073	U		< 0.0024	U		< 0.01	U		< 0.0068	U		< 0.0050	U		< 0.0053	U		< 0.022	U	
VMP-49	10	VMP-49-10-080122	8/1/2022	< 0.0038	U		< 0.0079	U		< 0.0026	U		< 0.011	U		< 0.0074	U		< 0.0054	U		< 0.0058	U		< 0.024	U	
VMP-49	10	VMP-49-10-111122	11/11/2022	< 0.0034	U		< 0.0072	U		< 0.0024	U		< 0.01	U		< 0.0068	U		< 0.0049	U		< 0.0052	U		< 0.022	U	
VMP-49	10	VMP-49-10-012723	1/27/2023	< 0.0035	U		< 0.0074	U		< 0.0024	U		< 0.01	U		< 0.0069	U		< 0.0051	U		< 0.0054	U		< 0.023	U	
VMP-49	20	VMP-49-20-050422	5/4/2022	< 0.0035	U		< 0.0074	U		< 0.0024	U		< 0.01	U		< 0.0069	U		< 0.0051	U		< 0.0054	U		< 0.023	U	
VMP-49	20	VMP-49-20-080122	8/1/2022	**0.0030**	J		< 0.0081	U		< 0.0027	U		< 0.012	U		< 0.0076	U		< 0.0056	U		< 0.0059	U		< 0.025	U	
VMP-49	20	VMP-49-20-111122	11/11/2022	< 0.0033	U		< 0.0070	U		< 0.0023	U		< 0.0099	U		< 0.0065	U		< 0.0048	U		< 0.0051	U		< 0.021	U	
VMP-49	20	VMP-49-20-012723	1/27/2023	< 0.0035	U		< 0.0073	U		< 0.0024	U		< 0.01	U		< 0.0068	U		< 0.0050	U		< 0.0053	U		< 0.022	U	
VMP-49	30	VMP-49-30-050422	5/4/2022	< 0.0034	U		< 0.0072	U		< 0.0024	U		< 0.01	U		< 0.0068	U		< 0.0050	U		< 0.0053	U		< 0.022	U	
VMP-49	30	VMP-49-30-080122	8/1/2022	< 0.0039	U		< 0.0082	U		< 0.0027	U		< 0.012	U		< 0.0077	U		< 0.0056	U		< 0.0060	U		< 0.025	U	
VMP-49	30	VMP-49-30-111122	11/11/2022	< 0.0030	U		< 0.0063	U		< 0.0021	U		< 0.0090	U		< 0.0059	U		< 0.0044	U		< 0.0046	U		< 0.02	U	
VMP-49	30	VMP-49-30-012723	1/27/2023	< 0.0034	U		< 0.0071	U		< 0.0024	U		< 0.01	U		< 0.0067	U		< 0.0049	U		< 0.0052	U		< 0.022	U	
VMP-50	5	VMP-50-5-050522	5/5/2022	**0.0016**	J		< 0.0065	U		< 0.0022	U		**0.013**			< 0.0061	U		< 0.0045	U		< 0.0048	U		< 0.02	U	
VMP-50	5	VMP-50-5-072622	7/26/2022	< 0.0033	U		< 0.0069	U		< 0.0023	U		< 0.0098	U		< 0.0065	U		< 0.0048	U		< 0.0050	U		< 0.021	U	
VMP-50	5	VMP-50-5-110322	11/3/2022	< 0.0037	U		< 0.0077	U		< 0.0026	U		< 0.011	U		< 0.0073	U		< 0.0053	U		< 0.0056	U		< 0.024	U	
VMP-50	5	VMP-50-5-012323	1/23/2023	< 0.0031	U		< 0.0066	U		< 0.0022	U		< 0.0094	U		< 0.0062	U		< 0.0045	U		**0.0068**			< 0.02	U	
VMP-50	5	VMP-50-5-012323-DUP	1/23/2023	< 0.0033	U		< 0.0070	U		< 0.0023	U		< 0.0099	U		< 0.0066	U		< 0.0048	U		**0.0078**			< 0.022	U	
VMP-50	10	VMP-50-10-050522	5/5/2022	< 0.0030	U		< 0.0064	U		< 0.0021	U		< 0.0091	U		< 0.0060	U		< 0.0044	U		< 0.0047	U		< 0.02	U	
VMP-50	10	VMP-50-10-050522-DUP	5/5/2022	< 0.0030	U		< 0.0063	U		< 0.0021	U		< 0.0090	U		< 0.0059	U		< 0.0044	U		< 0.0046	U		< 0.02	U	
VMP-50	10	VMP-50-10-072622	7/26/2022	< 0.0032	U		< 0.0068	U		< 0.0022	U		< 0.0097	U		< 0.0064	U		< 0.0047	U		< 0.0050	U		< 0.021	U	
VMP-50	10	VMP-50-10-072622-DUP	7/26/2022	< 0.0033	U		< 0.0069	U		< 0.0023	U		< 0.0097	U		< 0.0064	U		< 0.0047	U		< 0.0050	U		< 0.021	U	
VMP-50	10	VMP-50-10-110322	11/3/2022	< 0.0036	U		< 0.0076	U		< 0.0025	U		< 0.011	U		< 0.0071	U		< 0.0052	U		**0.0028**	J		< 0.023	U	
VMP-50	10	VMP-50-10-110322-DUP	11/3/2022	< 0.0035	U		< 0.0073	U		< 0.0024	U		< 0.01	U		< 0.0068	U		< 0.0050	U		**0.0030**	J		< 0.022	U	
VMP-50	10	VMP-50-10-012323	1/23/2023	< 0.0032	U		**0.0024**	J		< 0.0022	U		< 0.0096	U		< 0.0064	U		< 0.0046	U		**0.032**			< 0.021	U	
VMP-50	20	VMP-50-20-050522	5/5/2022	< 0.0031	U		< 0.0066	U		< 0.0022	U		< 0.0093	U		< 0.0062	U		< 0.0045	U		**0.014**			< 0.02	U	
VMP-50	20	VMP-50-20-072622	7/26/2022	< 0.0035	U		< 0.0073	U		< 0.0024	U		< 0.01	U		< 0.0069	U		< 0.0050	U		**0.0056**			< 0.023	U	
VMP-50	20	VMP-50-20-110322	11/3/2022	< 0.0034	U		< 0.0072	U		< 0.0024	U		< 0.01	U		< 0.0067	U		< 0.0049	U		**0.016**			< 0.022	U	
VMP-50	20	VMP-50-20-012323	1/23/2023	< 0.0032	U		< 0.0068	U		< 0.0022	U		< 0.0097	U		< 0.0064	U		< 0.0047	U		**0.011**			< 0.021	U	
VMP-50	30	VMP-50-30-050522	5/5/2022	< 0.026	U		< 0.055	U		< 0.018	U		**2.6**			< 0.051	U		< 0.038	U		**0.063**			< 0.17	U	
VMP-50	30	VMP-50-30-072622	7/26/2022	< 0.01	U		< 0.021	U		< 0.0070	U		**0.97**			< 0.02	U		< 0.015	U		**0.17**			< 0.066	U	
VMP-50	30	VMP-50-30-110322	11/3/2022	**0.00096**	J		< 0.0077	U		< 0.0026	U		**0.44**			< 0.0073	U		< 0.0053	U		**0.25**			< 0.024	U	
VMP-50	30	VMP-50-30-012323	1/23/2023	< 0.0032	U		**0.0083**			< 0.0022	U		**0.12**			< 0.0064	U		< 0.0047	U		**0.032**			< 0.021	U	
VMP-51	5	VMP-51-5-042822	4/28/2022	< 0.0033	U		< 0.0069	U		< 0.0023	U		< 0.0098	U		< 0.0065	U		< 0.0047	U		< 0.0050	U		< 0.021	U	
VMP-51	5	VMP-51-5-072522	7/25/2022	< 0.0034	U		< 0.0072	U		< 0.0024	U		< 0.01	U	UJ	< 0.0068	U		< 0.0050	U		< 0.0053	U		< 0.022	U	
VMP-51	5	VMP-51-5-110322	11/3/2022	**0.0012**	J		< 0.0078	U		< 0.0026	U		< 0.011	U		< 0.0073	U		< 0.0054	U		< 0.0057	U		< 0.024	U	
VMP-51	5	VMP-51-5-012423	1/24/2023	< 0.0031	U		< 0.0065	U		< 0.0021	U		< 0.0092	U		< 0.0061	U		< 0.0045	U		< 0.0047	U		< 0.02	U	
VMP-51	10	VMP-51-10-042822	4/28/2022	< 0.0033	U		< 0.0069	U		< 0.0023	U		< 0.0098	U		< 0.0065	U		< 0.0047	U		< 0.0050	U		< 0.021	U	
VMP-51	10	VMP-51-10-072522	7/25/2022	< 0.0035	U		< 0.0073	U		< 0.0024	U		< 0.01	U	UJ	< 0.0068	U		< 0.0050	U		**0.0028**	J		< 0.022	U	
VMP-51	10	VMP-51-10-110322	11/3/2022	< 0.0036	U		< 0.0077	U		< 0.0025	U		< 0.011	U		< 0.0072	U		< 0.0053	U		**0.0018**	J		< 0.024	U	
VMP-51	10	VMP-51-10-012423	1/24/2023	< 0.0032	U		< 0.0066	U		< 0.0022	U		< 0.0094	U		< 0.0062	U		< 0.0046	U		**0.00077**	J		< 0.02	U	
VMP-51	20	VMP-51-20-042822	4/28/2022	< 0.0033	U		< 0.0069	U		< 0.0023	U		< 0.0098	U		< 0.0065	U		< 0.0047	U		< 0.0050	U		< 0.021	U	
VMP-51	20	VMP-51-20-072522	7/25/2022	< 0.0035	U		< 0.0074	U		< 0.0024	U		< 0.01	U	UJ	< 0.0069	U		< 0.0051	U		< 0.0054	U		< 0.023	U	
VMP-51	20	VMP-51-20-110322	11/3/2022	< 0.0037	U		< 0.0078	U		< 0.0026	U		< 0.011	U		< 0.0074	U		< 0.0054	U		**0.0010**	J		< 0.024	U	
VMP-51	20	VMP-51-20-012423	1/24/2023	< 0.0033	U		< 0.0069	U		< 0.0023	U		< 0.0098	U		< 0.0065	U		< 0.0048	U		< 0.0050	U		< 0.021	U	
VMP-51	20	VMP-51-20-012423-DUP	1/24/2023	< 0.0033	U		< 0.0069	U		**0.00095**	J		< 0.0097	U		< 0.0064	U		< 0.0047	U		< 0.0050	U		< 0.021	U	
VMP-51	30	VMP-51-30-042822	4/28/2022	< 0.0034	U		< 0.0072	U		< 0.0024	U		< 0.01	U		< 0.0067	U		< 0.0049	U		< 0.0052	U		< 0.022	U	
VMP-51	30	VMP-51-30-072522	7/25/2022	< 0.0038	U		< 0.0080	U		< 0.0026	U		< 0.011	U	UJ	< 0.0075	U		< 0.0055	U		< 0.0058	U		< 0.024	U	
VMP-51	30	VMP-51-30-110322	11/3/2022	< 0.0035	U		< 0.0074	U		< 0.0024	U		< 0.01	U		< 0.0070	U		< 0.0051	U		**0.00095**	J		< 0.023	U	
VMP-51	30	VMP-51-30-110322-DUP	11/3/2022	< 0.0036	U		< 0.0076	U		< 0.0025	U		< 0.011	U		< 0.0071	U		< 0.0052	U		< 0.0055	U		< 0.023	U	
VMP-51	30	VMP-51-30-012423	1/24/2023	< 0.0032	U		< 0.0068	U		< 0.0022	U		< 0.0096	U		< 0.0064	U		< 0.0046	U		< 0.0049	U		< 0.021	U	

TABLE 5
HISTORICAL SUMMARY OF SOIL VAPOR ANALYTICAL DETECTIONS AND SCREENING RESULTS: VILLAGE - VOCS

Location	Depth	Sample ID	Sample Date	Benzene			Bromodichloromethane			1,3-Butadiene			Butane			Carbon Tetrachloride			Chlorobenzene			Chloroform			Chloromethane		
				0.37			450000									0.21			69			0.11					
				Result (mg/m3)	Lab Quals	AECOM Quals	Result (mg/m3)	Lab Quals	AECOM Quals	Result (mg/m3)	Lab Quals	AECOM Quals	Result (mg/m3)	Lab Quals	AECOM Quals	Result (mg/m3)	Lab Quals	AECOM Quals	Result (mg/m3)	Lab Quals	AECOM Quals	Result (mg/m3)	Lab Quals	AECOM Quals	Result (mg/m3)	Lab Quals	AECOM Quals
VMP-52	5	VMP-52-5-042822	4/28/2022	< 0.0033	U		< 0.0069	U		< 0.0023	U		< 0.0097	U		< 0.0064	U		< 0.0047	U		< 0.0050	U		< 0.021	U	
VMP-52	5	VMP-52-5-110722	11/7/2022	< 0.0036	U		< 0.0076	U		< 0.0025	U		< 0.011	U		< 0.0071	U		< 0.0052	U		< 0.0055	U		< 0.023	U	
VMP-52	5	VMP-52-5-012423	1/24/2023	< 0.0032	U		< 0.0068	U		< 0.0022	U		< 0.0097	U		< 0.0064	U		< 0.0047	U		< 0.0050	U		< 0.021	U	
VMP-52	10	VMP-52-10-042822	4/28/2022	0.028			< 0.0074	U		< 0.0024	U		0.019			< 0.0069	U		< 0.0051	U		< 0.0054	U		< 0.023	U	
VMP-52	10	VMP-52-10-110722	11/7/2022	< 0.0036	U		< 0.0076	U		< 0.0025	U		< 0.011	U		< 0.0072	U		< 0.0052	U		< 0.0056	U		< 0.024	U	
VMP-52	10	VMP-52-10-012423	1/24/2023	< 0.0032	U		< 0.0067	U		< 0.0022	U		< 0.0095	U		< 0.0063	U		< 0.0046	U		< 0.0049	U		< 0.021	U	
VMP-52	20	VMP-52-20-042822	4/28/2022	< 0.0035	U		< 0.0073	U		< 0.0024	U		< 0.01	U		< 0.0068	U		< 0.0050	U		< 0.0053	U		< 0.022	U	
VMP-52	20	VMP-52-20-072622	7/26/2022	< 0.0032	U		< 0.0067	U		< 0.0022	U		< 0.0095	U		< 0.0063	U		< 0.0046	U		< 0.0049	U		< 0.021	U	
VMP-52	20	VMP-52-20-110722	11/7/2022	< 0.0037	U		< 0.0078	U		< 0.0026	U		< 0.011	U		< 0.0074	U		< 0.0054	U		0.0013	J		< 0.024	U	
VMP-52	20	VMP-52-20-012423	1/24/2023	< 0.0032	U		< 0.0068	U		< 0.0022	U		< 0.0096	U		< 0.0064	U		< 0.0046	U		< 0.0049	U		< 0.021	U	
VMP-52	20	VMP-52-20-012423-DUP	1/24/2023	< 0.0034	U		< 0.0071	U		< 0.0024	U		< 0.01	U		< 0.0067	U		< 0.0049	U		0.00088	J		< 0.022	U	
VMP-52	30	VMP-52-30-042822	4/28/2022	< 0.0035	U		< 0.0073	U		< 0.0024	U		< 0.01	U		< 0.0068	U		0.0075			< 0.0053	U		< 0.022	U	
VMP-52	30	VMP-52-30-072622	7/26/2022	< 0.0034	U		< 0.0071	U		< 0.0023	U		< 0.01	U		< 0.0066	U		< 0.0048	U		< 0.0052	U		< 0.022	U	
VMP-52	30	VMP-52-30-072622-DUP	7/26/2022	< 0.0034	U		< 0.0070	U		< 0.0023	U		< 0.01	U		< 0.0066	U		< 0.0048	U		< 0.0051	U		< 0.022	U	
VMP-52	30	VMP-52-30-110722	11/7/2022	< 0.0036	U		< 0.0075	U		< 0.0025	U		< 0.011	U		< 0.0070	U		< 0.0052	U		< 0.0055	U		< 0.023	U	
VMP-52	30	VMP-52-30-012423	1/24/2023	< 0.0031	U		< 0.0066	U		< 0.0022	U		< 0.0094	U		< 0.0062	U		< 0.0045	U		< 0.0048	U		< 0.02	U	
VMP-53	5	VMP-53-5-042722	4/27/2022	< 0.0034	U		< 0.0071	U		< 0.0023	U		< 0.01	U		< 0.0066	U		< 0.0048	U		< 0.0052	U		< 0.022	U	
VMP-53	5	VMP-53-5-072222	7/22/2022	< 0.0035	U		< 0.0073	U		< 0.0024	U		< 0.01	U		< 0.0069	U		< 0.0050	U		< 0.0053	U		< 0.023	U	
VMP-53	5	VMP-53-5-111122	11/11/2022	< 0.0030	U		< 0.0064	U		< 0.0021	U		< 0.0090	U		< 0.0060	U		< 0.0044	U		0.0012	J		< 0.02	U	
VMP-53	5	VMP-53-5-011823	1/18/2023	< 0.0033	U		< 0.0069	U		< 0.0023	U		< 0.0098	U		< 0.0065	U		< 0.0048	U		< 0.0050	U		< 0.021	U	
VMP-53	10	VMP-53-10-042722	4/27/2022	< 0.0033	U		< 0.0070	U		< 0.0023	U		< 0.0099	U		< 0.0066	U		< 0.0048	U		< 0.0051	U		< 0.022	U	
VMP-53	10	VMP-53-10-072222	7/22/2022	< 0.0036	U		< 0.0077	U		< 0.0025	U		< 0.011	U		< 0.0072	U		< 0.0053	U		< 0.0056	U		< 0.024	U	
VMP-53	10	VMP-53-10-111122	11/11/2022	< 0.0034	U		< 0.0072	U		< 0.0024	U		< 0.01	U		< 0.0068	U		< 0.0050	U		< 0.0053	U		< 0.022	U	
VMP-53	10	VMP-53-10-011823	1/18/2023	< 0.0034	U		< 0.0072	U		< 0.0024	U		< 0.01	U		< 0.0067	U		< 0.0049	U		< 0.0052	U		< 0.022	U	
VMP-53	20	VMP-53-20-042722	4/27/2022	< 0.0034	U		< 0.0071	U		< 0.0024	U		< 0.01	U		< 0.0067	U		< 0.0049	U		0.0022	J		< 0.022	U	
VMP-53	20	VMP-53-20-072222	7/22/2022	< 0.0036	U		< 0.0075	U		< 0.0025	U		< 0.011	U		< 0.0070	U		< 0.0052	U		0.0024	J		< 0.023	U	
VMP-53	20	VMP-53-20-111122	11/11/2022	< 0.0032	U		< 0.0068	U		< 0.0022	U		< 0.0097	U		< 0.0064	U		< 0.0047	U		0.0020	J		< 0.021	U	
VMP-53	20	VMP-53-20-011823	1/18/2023	< 0.0032	U		< 0.0066	U		< 0.0022	U		< 0.0094	U		< 0.0062	U		< 0.0046	U		0.0079			< 0.02	U	
VMP-53	30	VMP-53-30-042722	4/27/2022	< 0.0036	U		< 0.0075	U		< 0.0025	U		< 0.011	U		< 0.0071	U		< 0.0052	U		0.0071			< 0.023	U	
VMP-53	30	VMP-53-30-072222	7/22/2022	< 0.0037	U		< 0.0078	U		< 0.0026	U		< 0.011	U		< 0.0074	U		< 0.0054	U		0.0054	J		< 0.024	U	
VMP-53	30	VMP-53-30-111122	11/11/2022	< 0.0034	U		< 0.0071	U		< 0.0023	U		< 0.01	U		< 0.0067	U		< 0.0049	U		0.0037	J		< 0.022	U	
VMP-53	30	VMP-53-30-011823	1/18/2023	< 0.0033	U		< 0.0069	U		< 0.0023	U		< 0.0098	U		< 0.0065	U		< 0.0047	U		0.0035	J		< 0.021	U	
VMP-54	5	VMP-54-5-042722	4/27/2022	< 0.0032	U		< 0.0068	U		< 0.0022	U		< 0.0097	U		< 0.0064	U		< 0.0047	U		0.17			< 0.021	U	
VMP-54	5	VMP-54-5-072222	7/22/2022	< 0.0034	U		< 0.0072	U		< 0.0024	U		< 0.01	U		< 0.0067	U		< 0.0049	U		0.034			< 0.022	U	
VMP-54	5	VMP-54-5-110822	11/8/2022	< 0.0032	U		0.0016	J		< 0.0022	U		< 0.0095	U		< 0.0063	U		< 0.0046	U		0.064			< 0.02	U	
VMP-54	5	VMP-54-5-011823	1/18/2023	< 0.0033	U		< 0.0069	U		< 0.0023	U		< 0.0098	U		< 0.0065	U		< 0.0047	U		0.02			< 0.021	U	
VMP-54	10	VMP-54-10-042722	4/27/2022	< 0.0034	U		< 0.0072	U		< 0.0024	U		< 0.01	U		< 0.0068	U		< 0.0050	U		0.04			< 0.022	U	
VMP-54	10	VMP-54-10-072222	7/22/2022	< 0.0036	U		< 0.0076	U		< 0.0025	U		< 0.011	U		< 0.0071	U		< 0.0052	U		0.045			< 0.023	U	
VMP-54	10	VMP-54-10-110822	11/8/2022	< 0.0031	U		< 0.0066	U		< 0.0022	U		< 0.0094	U		< 0.0062	U		< 0.0045	U		0.037			< 0.02	U	
VMP-54	10	VMP-54-10-011823	1/18/2023	< 0.0031	U		< 0.0065	U		< 0.0021	U		< 0.0092	U		< 0.0061	U		< 0.0045	U		0.016			< 0.02	U	
VMP-54	20	VMP-54-20-042722	4/27/2022	< 0.0035	U		< 0.0074	U		< 0.0024	U		< 0.01	U		< 0.0070	U		< 0.0051	U		0.0027	J		< 0.023	U	
VMP-54	20	VMP-54-20-072222	7/22/2022	0.0020	J		< 0.0071	U		< 0.0023	U		< 0.01	U		< 0.0067	U		< 0.0049	U		0.0056			< 0.022	U	
VMP-54	20	VMP-54-20-110822	11/8/2022	< 0.0032	U		< 0.0068	U		< 0.0022	U		< 0.0097	U		< 0.0064	U		< 0.0047	U		0.0068			< 0.021	U	
VMP-54	20	VMP-54-20-011823	1/18/2023	< 0.0033	U		< 0.0069	U		< 0.0023	U		< 0.0098	U		< 0.0065	U		< 0.0047	U		0.0052			< 0.021	U	
VMP-54	30	VMP-54-30-042722	4/27/2022	< 0.0034	U		< 0.0072	U		< 0.0024	U		< 0.01	U		< 0.0068	U		< 0.0049	U		0.39			< 0.022	U	
VMP-54	30	VMP-54-30-072222	7/22/2022	< 0.0035	U		< 0.0074	U		< 0.0024	U		< 0.01	U		< 0.0070	U		< 0.0051	U		0.1			< 0.023	U	
VMP-54	30	VMP-54-30-110822	11/8/2022	< 0.0033	U		0.0013	J		< 0.0023	U		< 0.0098	U		< 0.0065	U		< 0.0048	U		0.12			< 0.021	U	
VMP-54	30	VMP-54-30-110822-DUP	11/8/2022	< 0.0032	U		0.0018	J		< 0.0022	U		< 0.0096	U		< 0.0064	U		< 0.0046	U		0.12			< 0.021	U	
VMP-56	10	VMP-56-10-050422	5/4/2022	< 0.0035	U		< 0.0073	U		< 0.0024	U		< 0.01	U		< 0.0068	U		< 0.0050	U		< 0.0053	U		< 0.022	U	
VMP-56	10	VMP-56-10-080122	8/1/2022	0.0013	J		< 0.0074	U		< 0.0024	U		< 0.01	U		< 0.0070	U		< 0.0051	U		< 0.0054	U		< 0.023	U	
VMP-56	10	VMP-56-10-080122-DUP	8/1/2022	< 0.0037	U		< 0.0078	U		< 0.0026	U		< 0.011	U		< 0.0073	U		< 0.0054	U		< 0.0057	U		< 0.024	U	
VMP-56	10	VMP-56-10-111022	11/10/2022	< 0.0034	U		< 0.0071	U		< 0.0023	U		< 0.01	U		< 0.0066	U		< 0.0048	U		< 0.0052	U		< 0.022	U	
VMP-56	10	VMP-56-10-012623	1/26/2023	0.0036			< 0.0071	U		< 0.0023	U		< 0.01	U		< 0.0067	U		< 0.0049	U		< 0.0052	U		< 0.022	U	
VMP-56	25	VMP-56-25-050422	5/4/2022	< 0.0034	U		< 0.0070	U		< 0.0023	U		< 0.01	U		< 0.0066	U		< 0.0048	U		< 0.0051	U		< 0.022	U	
VMP-56	25	VMP-56-25-080122	8/1/2022	< 0.0034	U		< 0.0072	U		< 0.0024	U		< 0.01	U		< 0.0067	U		< 0.0049	U		< 0.0052	U		< 0.022	U	
VMP-56	25	VMP-56-25-111022	11/10/2022	0.0012	J		< 0.0082	U		< 0.0027	U		< 0.012	U		< 0.0077	U		< 0.0056	U		0.0013	J		< 0.025	U	
VMP-56	25	VMP-56-25-012623	1/26/2023	< 0.0035	U		< 0.0073	U		< 0.0024	U		< 0.01	U		< 0.0068	U		< 0.0050	U		< 0.0053	U		< 0.022	U	

TABLE 5
HISTORICAL SUMMARY OF SOIL VAPOR ANALYTICAL DETECTIONS AND SCREENING RESULTS: VILLAGE - VOCS

Location	Depth	Sample ID	Sample Date	Benzene			Bromodichloromethane			1,3-Butadiene			Butane			Carbon Tetrachloride			Chlorobenzene			Chloroform			Chloromethane		
				0.37			450000									0.21			69			0.11					
				Result (mg/m3)	Lab Quals	AECOM Quals	Result (mg/m3)	Lab Quals	AECOM Quals	Result (mg/m3)	Lab Quals	AECOM Quals	Result (mg/m3)	Lab Quals	AECOM Quals	Result (mg/m3)	Lab Quals	AECOM Quals	Result (mg/m3)	Lab Quals	AECOM Quals	Result (mg/m3)	Lab Quals	AECOM Quals	Result (mg/m3)	Lab Quals	AECOM Quals
VMP-56	38.5	VMP-56-38.5-050422	5/4/2022	260			< 37	U		< 12	U		2300			< 35	U		< 26	U		< 27	U		< 110	U	
VMP-56	38.5	VMP-56-38.5-080122	8/1/2022	520			< 19	U		< 6.4	U		2700			< 18	U		5.9	J		< 14	U		< 24	U	
VMP-56	38.5	VMP-56-38.5-111022	11/10/2022	620			< 15	U		< 5	U		7600			< 14	U		< 10	U		< 11	U		< 19	U	
VMP-56	38.5	VMP-56-38.5-012623	1/26/2023	410			< 28	U		< 9.2	U		3000			< 26	U		< 19	U		< 20	U		< 34	U	
VMP-62	5	VMP-62-5-050522	5/5/2022	< 0.0035	U		< 0.0073	U		< 0.0024	U		< 0.01	U		< 0.0068	U		< 0.0050	U		< 0.0053	U		< 0.022	U	
VMP-62	5	VMP-62-5-080222	8/2/2022	< 0.0035	U		< 0.0074	U		< 0.0024	U		< 0.01	U		< 0.0070	U		< 0.0051	U		< 0.0054	U		< 0.023	U	
VMP-62	5	VMP-62-5-110822	11/8/2022	< 0.0033	U		< 0.0070	U		< 0.0023	U		< 0.0099	U		< 0.0066	U		< 0.0048	U		< 0.0051	U		< 0.022	U	
VMP-62	5	VMP-62-5-011923	1/19/2023	< 0.0038	U		< 0.0079	U		< 0.0026	U		< 0.011	U		< 0.0074	U		< 0.0054	U		< 0.0058	U		< 0.024	U	
VMP-62	10	VMP-62-10-050522	5/5/2022	< 0.0034	U		0.012			< 0.0023	U		< 0.01	U		< 0.0066	U		< 0.0048	U		0.059			< 0.022	U	
VMP-62	10	VMP-62-10-080222	8/2/2022	< 0.0034	U		0.0088			< 0.0024	U		< 0.01	U		< 0.0067	U		< 0.0049	U		0.036			< 0.022	U	
VMP-62	10	VMP-62-10-110822	11/8/2022	< 0.0032	U		0.0031	J		< 0.0022	U		< 0.0096	U		0.0089			< 0.0046	U		0.031			< 0.021	U	
VMP-62	10	VMP-62-10-011923	1/19/2023	< 0.0035	U		0.0042	J		< 0.0024	U		< 0.01	U		< 0.0068	U		< 0.0050	U		0.018			< 0.022	U	
VMP-62	20	VMP-62-20-050522	5/5/2022	< 0.0034	U		0.0052	J		< 0.0024	U		< 0.01	U		< 0.0067	U		< 0.0049	U		0.035			< 0.022	U	
VMP-62	20	VMP-62-20-080222	8/2/2022	< 0.0036	U		0.0096			< 0.0025	U		< 0.011	U		< 0.0072	U		< 0.0052	U		0.039			< 0.024	U	
VMP-62	20	VMP-62-20-110822	11/8/2022	< 0.0031	U		0.0017	J		< 0.0022	U		< 0.0094	U		0.02			< 0.0045	U		0.12			< 0.02	U	
VMP-62	20	VMP-62-20-011923	1/19/2023	< 0.0033	U		0.0014	J		< 0.0023	U		< 0.0098	U		< 0.0065	U		< 0.0048	U		0.0085			< 0.021	U	
VMP-62	30	VMP-62-30-050522	5/5/2022	< 0.0033	U		< 0.0069	U		< 0.0023	U		< 0.0098	U		< 0.0065	U		< 0.0047	U		< 0.0050	U		< 0.021	U	
VMP-62	30	VMP-62-30-080222	8/2/2022	< 0.0035	U		< 0.0073	U		< 0.0024	U		< 0.01	U		< 0.0068	U		< 0.0050	U		0.0045	J		< 0.022	U	
VMP-62	30	VMP-62-30-110822	11/8/2022	< 0.0036	U		< 0.0075	U		< 0.0025	U		< 0.011	U		< 0.0071	U		< 0.0052	U		0.0038	J		< 0.023	U	
VMP-62	30	VMP-62-30-011923	1/19/2023	< 0.0033	U		< 0.0070	U		< 0.0023	U		< 0.0099	U		< 0.0065	U		< 0.0048	U		0.0011	J		< 0.021	U	
VMP-63	5	VMP-63-5-050222	5/2/2022	< 0.0034	U		< 0.0072	U		< 0.0024	U		< 0.01	U		< 0.0067	U		< 0.0049	U		< 0.0052	U		< 0.022	U	UJ
VMP-63	5	VMP-63-5-072922	7/29/2022	< 0.0036	U		< 0.0077	U		< 0.0025	U		< 0.011	U		< 0.0072	U		< 0.0053	U		< 0.0056	U		< 0.024	U	
VMP-63	5	VMP-63-5-110722	11/7/2022	< 0.0032	U		< 0.0066	U		< 0.0022	U		< 0.0094	U		< 0.0062	U		< 0.0046	U		< 0.0048	U		< 0.02	U	
VMP-63	5	VMP-63-5-012023	1/20/2023	< 0.0029	U		< 0.0061	U		< 0.0020	U		< 0.0087	U		< 0.0058	U		< 0.0042	U		< 0.0045	U		< 0.019	U	
VMP-63	10	VMP-63-10-050222	5/2/2022	< 0.0034	U		< 0.0072	U		< 0.0024	U		< 0.01	U		< 0.0068	U		< 0.0049	U		< 0.0052	U		< 0.022	U	
VMP-63	10	VMP-63-10-072922	7/29/2022	< 0.0032	U		< 0.0068	U		< 0.0022	U		< 0.0096	U		< 0.0064	U		< 0.0046	U		< 0.0049	U		< 0.021	U	
VMP-63	10	VMP-63-10-110722	11/7/2022	< 0.0031	U		< 0.0065	U		< 0.0022	U		< 0.0093	U		< 0.0061	U		< 0.0045	U		< 0.0048	U		< 0.02	U	
VMP-63	10	VMP-63-10-012023	1/20/2023	< 0.0032	U		< 0.0068	U		< 0.0022	U		< 0.0096	U		< 0.0064	U		< 0.0046	U		< 0.0049	U		< 0.021	U	
VMP-63	20	VMP-63-20-050222	5/2/2022	< 0.0034	U		< 0.0072	U		< 0.0024	U		< 0.01	U		< 0.0068	U		< 0.0049	U		< 0.0052	U		< 0.022	U	
VMP-63	20	VMP-63-20-072922	7/29/2022	< 0.0033	U		< 0.0069	U		< 0.0023	U		< 0.0098	U		< 0.0065	U		< 0.0048	U		< 0.0050	U		< 0.021	U	
VMP-63	20	VMP-63-20-110722	11/7/2022	< 0.0033	U		< 0.0069	U		< 0.0023	U		< 0.0098	U		< 0.0065	U		< 0.0047	U		< 0.0050	U		< 0.021	U	
VMP-63	20	VMP-63-20-012023	1/20/2023	0.0027	J		< 0.0067	U		< 0.0022	U		< 0.0095	U		< 0.0063	U		< 0.0046	U		< 0.0049	U		< 0.021	U	
VMP-63	30	VMP-63-30-050222	5/2/2022	< 0.0033	U		< 0.0069	U		< 0.0023	U		< 0.0098	U		< 0.0065	U		< 0.0047	U		< 0.0050	U		< 0.021	U	
VMP-63	30	VMP-63-30-072922	7/29/2022	< 0.0033	U		< 0.0069	U		< 0.0023	U		< 0.0098	U		< 0.0065	U		< 0.0048	U		< 0.0050	U		< 0.021	U	
VMP-63	30	VMP-63-30-110722	11/7/2022	< 0.0031	U		< 0.0064	U		< 0.0021	U		< 0.0091	U		< 0.0060	U		< 0.0044	U		< 0.0047	U		< 0.02	U	
VMP-63	30	VMP-63-30-110722-DUP	11/7/2022	< 0.0031	U		< 0.0065	U		< 0.0021	U		< 0.0092	U		< 0.0061	U		< 0.0044	U		< 0.0047	U		< 0.02	U	
VMP-63	30	VMP-63-30-012023	1/20/2023	0.00074	J		< 0.0067	U		< 0.0022	U		< 0.0095	U		< 0.0063	U		< 0.0046	U		< 0.0048	U		< 0.02	U	
VMP-64	5	VMP-64-5-050522	5/5/2022	< 0.0033	U		< 0.0069	U		< 0.0023	U		< 0.0098	U		< 0.0065	U		< 0.0048	U		< 0.0050	U		< 0.021	U	
VMP-64	5	VMP-64-5-080122	8/1/2022	0.0016	J		< 0.0076	U		< 0.0025	U		< 0.011	U		< 0.0071	U		< 0.0052	U		< 0.0055	U		< 0.023	U	
VMP-64	5	VMP-64-5-110422	11/4/2022	< 0.0040	U		< 0.0085	U		< 0.0028	U		< 0.012	U		< 0.0080	U		< 0.0058	U		< 0.0062	U		< 0.026	U	
VMP-64	5	VMP-64-5-011923	1/19/2023	< 0.0034	U		< 0.0071	U		< 0.0024	U		< 0.01	U		< 0.0067	U		< 0.0049	U		< 0.0052	U		< 0.022	U	
VMP-64	10	VMP-64-10-050522	5/5/2022	< 0.0034	U		< 0.0072	U		< 0.0024	U		< 0.01	U		< 0.0067	U		< 0.0049	U		< 0.0052	U		< 0.022	U	
VMP-64	10	VMP-64-10-080122	8/1/2022	< 0.0035	U		< 0.0074	U		< 0.0024	U		< 0.01	U		< 0.0070	U		< 0.0051	U		< 0.0054	U		< 0.023	U	
VMP-64	10	VMP-64-10-110422	11/4/2022	< 0.0035	U		< 0.0074	U		< 0.0024	U		< 0.01	U		< 0.0069	U		< 0.0051	U		< 0.0054	U		< 0.023	U	
VMP-64	10	VMP-64-10-011923	1/19/2023	< 0.0033	U		< 0.0069	U		< 0.0023	U		< 0.0098	U		< 0.0065	U		< 0.0048	U		< 0.0050	U		< 0.021	U	
VMP-64	20	VMP-64-20-050522	5/5/2022	< 0.0034	U		< 0.0071	U		< 0.0023	U		< 0.01	U		< 0.0066	U		< 0.0048	U		< 0.0052	U		< 0.022	U	
VMP-64	20	VMP-64-20-050522-DUP	5/5/2022	< 0.0034	U		< 0.0071	U		< 0.0024	U		< 0.01	U		< 0.0067	U		< 0.0049	U		< 0.0052	U		< 0.022	U	
VMP-64	20	VMP-64-20-080122	8/1/2022	< 0.0036	U		< 0.0075	U		< 0.0025	U		< 0.011	U		< 0.0071	U		< 0.0052	U		< 0.0055	U		< 0.023	U	
VMP-64	20	VMP-64-20-080122-DUP	8/1/2022	0.0015	J		< 0.0074	U		< 0.0024	U		< 0.01	U		< 0.0070	U		< 0.0051	U		< 0.0054	U		< 0.023	U	
VMP-64	20	VMP-64-20-110422	11/4/2022	0.0053			< 0.0073	U		< 0.0024	U		0.022	J		< 0.0069	U		< 0.0050	U		< 0.0053	U		< 0.023	U	
VMP-64	20	VMP-64-20-011923	1/19/2023	< 0.0034	U		< 0.0072	U		< 0.0024	U		< 0.01	U		< 0.0068	U		< 0.0049	U		< 0.0052	U		< 0.022	U	

TABLE 5
HISTORICAL SUMMARY OF SOIL VAPOR ANALYTICAL DETECTIONS AND SCREENING RESULTS: VILLAGE - VOCS

Location	Depth	Sample ID	Sample Date	Dichlorodifluoromethane			Dichloromethane (Methylene Chloride)			1,2-Dichloropropane			1,4-Dioxane			Ethanol			Ethylbenzene			4-Ethyltoluene			Heptane		
				270			5.6			0.31			0.22						1.3								
				Result (mg/m3)	Lab Quals	AECOM Quals	Result (mg/m3)	Lab Quals	AECOM Quals	Result (mg/m3)	Lab Quals	AECOM Quals	Result (mg/m3)	Lab Quals	AECOM Quals	Result (mg/m3)	Lab Quals	AECOM Quals	Result (mg/m3)	Lab Quals	AECOM Quals	Result (mg/m3)	Lab Quals	AECOM Quals	Result (mg/m3)	Lab Quals	AECOM Quals
VMP-1	5	VMP-1-5-050222	5/2/2022	0.0026	J		< 0.04	U		< 0.0053	U		< 0.016	U		0.018	J		< 0.0050	U		< 0.0056	U		< 0.0047	U	
VMP-1	5	VMP-1-5-072822	7/28/2022	0.0024	J		< 0.042	U		< 0.0055	U		< 0.017	U		< 0.023	U		< 0.0052	U		< 0.0059	U		< 0.0049	U	
VMP-1	5	VMP-1-5-110422	11/4/2022	0.0024	J		0.0032	J		< 0.0044	U		< 0.014	U		0.016	J		< 0.0042	U		< 0.0047	U		< 0.0039	U	
VMP-1	5	VMP-1-5-012023	1/20/2023	0.0026	J		< 0.034	U		< 0.0046	U		< 0.014	U		< 0.018	U		< 0.0043	U		< 0.0048	U		< 0.0040	U	
VMP-1	8.5	VMP-1-8.5-050222	5/2/2022	0.0028	J		< 0.038	U		< 0.0051	U		0.0019	J		0.011	J		< 0.0048	U		< 0.0054	U		< 0.0045	U	
VMP-1	8.5	VMP-1-8.5-072822	7/28/2022	0.0023	J		< 0.04	U		< 0.0053	U		< 0.016	U		< 0.022	U		< 0.0050	U		< 0.0056	U		< 0.0047	U	
VMP-1	8.5	VMP-1-8.5-110422	11/4/2022	0.0022	J		< 0.04	U		< 0.0053	U		< 0.017	U		< 0.022	U		< 0.0050	U		< 0.0057	U		< 0.0047	U	
VMP-1	8.5	VMP-1-8.5-012023	1/20/2023	0.0024	J		< 0.036	U		< 0.0048	U		< 0.015	U		< 0.02	U		< 0.0045	U		< 0.0051	U		< 0.0043	U	
VMP-1	23.5	VMP-1-23.5-050222	5/2/2022	0.0026	J		< 0.036	U		< 0.0048	U		< 0.015	U		0.049			< 0.0045	U		< 0.0051	U		< 0.0043	U	
VMP-1	23.5	VMP-1-23.5-072822	7/28/2022	0.0024	J		< 0.037	U		< 0.0049	U		< 0.015	U		< 0.02	U		< 0.0046	U		< 0.0053	U		< 0.0044	U	
VMP-1	38.5	VMP-1-38.5-050222	5/2/2022	0.0024	J		< 0.038	U		< 0.0050	U		< 0.016	U		0.04			< 0.0047	U		< 0.0054	U		< 0.0045	U	
VMP-1	38.5	VMP-1-38.5-072822	7/28/2022	0.0027	J		< 0.039	U		< 0.0052	U		< 0.016	U		< 0.021	U		< 0.0048	U		< 0.0055	U		< 0.0046	U	
VMP-1	38.5	VMP-1-38.5-110422	11/4/2022	0.0024	J		< 0.04	U		< 0.0054	U		< 0.017	U		< 0.022	U		< 0.0050	U		< 0.0057	U		< 0.0048	U	
VMP-2	5	VMP-2-5-042822	4/28/2022	< 0.0054	U		< 0.038	U		< 0.0050	U		< 0.016	U		< 0.02	U		< 0.0047	U		< 0.0053	U		< 0.0044	U	
VMP-2	5	VMP-2-5-072922	7/29/2022	0.0028	J		< 0.038	U		< 0.0051	U		< 0.016	U		0.0087	J		< 0.0048	U		< 0.0054	U		< 0.0045	U	
VMP-2	5	VMP-2-5-110222	11/2/2022	0.0028	J		< 0.042	U		< 0.0055	U		< 0.017	U		0.023			< 0.0052	U		< 0.0059	U		< 0.0049	U	
VMP-2	5	VMP-2-5-110222-DUP	11/2/2022	0.0027	J		< 0.038	U		< 0.0051	U		< 0.016	U		< 0.021	U		< 0.0048	U		< 0.0054	U		< 0.0045	U	
VMP-2	5	VMP-2-5-012623	1/26/2023	0.0024	J		< 0.038	U		< 0.0051	U		< 0.016	U		< 0.021	U		< 0.0048	U		< 0.0054	U		< 0.0045	U	
VMP-2	8.5	VMP-2-8.5-042822	4/28/2022	0.0032	J		< 0.034	U		< 0.0046	U		< 0.014	U		< 0.019	U		< 0.0043	U		< 0.0049	U		< 0.0040	U	
VMP-2	8.5	VMP-2-8.5-042822-DUP	4/28/2022	0.0026	J		< 0.035	U		< 0.0047	U		< 0.014	U		< 0.019	U		< 0.0044	U		< 0.0050	U		< 0.0041	U	
VMP-2	8.5	VMP-2-8.5-072922	7/29/2022	0.0025	J		< 0.038	U		< 0.0050	U		< 0.016	U		< 0.02	U		< 0.0047	U		< 0.0053	U		< 0.0044	U	
VMP-2	8.5	VMP-2-8.5-110222	11/2/2022	0.0031	J		< 0.036	U		< 0.0048	U		< 0.015	U		0.015	J		< 0.0045	U		< 0.0051	U		< 0.0042	U	
VMP-2	8.5	VMP-2-8.5-012623	1/26/2023	0.0029	J		< 0.036	U		< 0.0047	U		< 0.015	U		< 0.019	U		< 0.0044	U		< 0.0050	U		< 0.0042	U	
VMP-2	22	VMP-2-22-042822	4/28/2022	0.0025	J		< 0.038	U		< 0.0051	U		< 0.016	U		< 0.021	U		< 0.0048	U		< 0.0054	U		< 0.0045	U	
VMP-2	22	VMP-2-22-072922	7/29/2022	0.0024	J		< 0.038	U		< 0.0050	U		< 0.016	U		0.0088	J		< 0.0047	U		< 0.0053	U		< 0.0044	U	
VMP-2	22	VMP-2-22-110222	11/2/2022	0.0030	J		< 0.037	U		< 0.0049	U		< 0.015	U		0.0093	J		< 0.0046	U		< 0.0052	U		0.0020	J	
VMP-2	22	VMP-2-22-012623	1/26/2023	0.0032	J		< 0.037	U		< 0.0049	U		< 0.015	U		< 0.02	U		< 0.0046	U		< 0.0052	U		< 0.0043	U	
VMP-3	5	VMP-3-5-050422	5/4/2022	0.0029	J		< 0.037	U		< 0.0049	U		< 0.015	U		< 0.02	U		0.0028	J		< 0.0052	U		0.0043	J	
VMP-3	5	VMP-3-5-072922	7/29/2022	0.0028	J		< 0.039	U		< 0.0052	U		< 0.016	U		< 0.021	U		< 0.0049	U		< 0.0056	U		< 0.0046	U	
VMP-3	5	VMP-3-5-111022	11/10/2022	0.0036	J		< 0.037	U		< 0.0049	U		< 0.015	U		< 0.02	U		< 0.0046	U		< 0.0052	U		< 0.0043	U	
VMP-3	5	VMP-3-5-111022-DUP	11/10/2022	0.0037	J		< 0.038	U		< 0.0050	U		< 0.016	U		< 0.02	U		< 0.0047	U		< 0.0053	U		< 0.0044	U	
VMP-3	10	VMP-3-10-050422	5/4/2022	0.0032	J		< 0.036	U		< 0.0047	U		< 0.015	U		0.026			< 0.0044	U		< 0.0050	U		< 0.0042	U	
VMP-3	10	VMP-3-10-050422-DUP	5/4/2022	0.0025	J		< 0.036	U		< 0.0048	U		< 0.015	U		0.024			< 0.0046	U		< 0.0052	U		< 0.0043	U	
VMP-3	10	VMP-3-10-072922	7/29/2022	< 0.0058	U		< 0.041	U		< 0.0054	U		< 0.017	U		< 0.022	U		< 0.0051	U		< 0.0058	U		< 0.0048	U	
VMP-3	10	VMP-3-10-072922-DUP	7/29/2022	0.0031	J		< 0.041	U		< 0.0054	U		< 0.017	U		< 0.022	U		< 0.0051	U		< 0.0058	U		< 0.0048	U	
VMP-3	10	VMP-3-10-111022	11/10/2022	0.0034	J		< 0.039	U		< 0.0052	U		< 0.016	U		< 0.021	U		< 0.0048	U		< 0.0055	U		< 0.0046	U	
VMP-3	10	VMP-3-10-012723	1/27/2023	0.0029	J		< 0.037	U		< 0.0049	U		< 0.015	U		< 0.02	U		< 0.0046	U		< 0.0052	U		< 0.0044	U	
VMP-3	22	VMP-3-22-050422	5/4/2022	< 0.0061	U		< 0.043	U		< 0.0057	U		< 0.018	U		< 0.023	U		< 0.0053	U		< 0.0060	U		< 0.0050	U	
VMP-3	22	VMP-3-22-072922	7/29/2022	0.0028	J		< 0.04	U		< 0.0054	U		< 0.017	U		< 0.022	U		< 0.0050	U		< 0.0057	U		< 0.0048	U	
VMP-3	22	VMP-3-22-111022	11/10/2022	0.0032	J		< 0.039	U		< 0.0052	U		< 0.016	U		< 0.021	U		< 0.0049	U		< 0.0055	U		< 0.0046	U	
VMP-3	22	VMP-3-22-012723	1/27/2023	0.0032	J		< 0.036	U		< 0.0048	U		< 0.015	U		< 0.02	U		< 0.0045	U		< 0.0051	U		< 0.0043	U	
VMP-3	22	VMP-3-22-012723-DUP	1/27/2023	0.0029	J		< 0.038	U		< 0.0051	U		< 0.016	U		< 0.021	U		< 0.0048	U		< 0.0054	U		< 0.0045	U	
VMP-3	31.5	VMP-3-31.5-050422	5/4/2022	< 0.0053	U		< 0.037	U		< 0.0049	U		< 0.015	U		< 0.02	U		< 0.0046	U		< 0.0053	U		< 0.0044	U	
VMP-3	31.5	VMP-3-31.5-072922	7/29/2022	0.0025	J		< 0.038	U		< 0.0050	U		< 0.016	U		< 0.02	U		< 0.0047	U		< 0.0054	U		< 0.0045	U	
VMP-3	31.5	VMP-3-31.5-111022	11/10/2022	0.0037	J		< 0.041	U		< 0.0055	U		< 0.017	U		< 0.022	U		< 0.0051	U		< 0.0058	U		< 0.0048	U	
VMP-3	31.5	VMP-3-31.5-012723	1/27/2023	0.0027	J		< 0.038	U		< 0.0051	U		< 0.016	U		< 0.021	U		< 0.0048	U		< 0.0054	U		< 0.0045	U	
VMP-3	39	VMP-3-39-012723	1/27/2023	< 11	U		< 32	U		< 10	U		< 33	U		< 22	U		< 9.9	U		< 11	U		< 9.4	U	
VMP-4	5	VMP-4-5-042722	4/27/2022	0.0040	J		< 0.036	U		< 0.0048	U		< 0.015	U		0.078			< 0.0045	U		< 0.0051	U		< 0.0043	U	
VMP-4	5	VMP-4-5-072822	7/28/2022	0.0025	J		< 0.039	U		< 0.0052	U		< 0.016	U		< 0.021	U		< 0.0049	U		< 0.0055	U		< 0.0046	U	
VMP-4	5	VMP-4-5-110322	11/3/2022	0.0030	J		< 0.036	U		< 0.0048	U		< 0.015	U		< 0.019	U		< 0.0045	U		< 0.0051	U		< 0.0042	U	
VMP-4	5	VMP-4-5-012723	1/27/2023	0.0027	J		< 0.033	U		< 0.0044	U		< 0.014	U		< 0.018	U		< 0.0042	U		< 0.0047	U		< 0.0039	U	
VMP-4	12	VMP-4-12-042722	4/27/2022	0.0028	J		< 0.039	U		< 0.0052	U		0.0026	J		0.0086	J		< 0.0049	U		< 0.0056	U		< 0.0046	U	
VMP-4	12	VMP-4-12-072822	7/28/2022	0.0030	J		0.0065	J		< 0.0049	U		< 0.015	U		0.01	J		< 0.0046	U		< 0.0053	U		< 0.0044	U	
VMP-4	12	VMP-4-12-110322	11/3/2022	0.0034	J		< 0.038	U		< 0.0050	U		< 0.016	U		< 0.02	U		< 0.0047	U		< 0.0054	U		< 0.0045	U	
VMP-4	12	VMP-4-12-012723	1/27/2023	0.0029	J		< 0.035	U		< 0.0046	U		< 0.014	U		< 0.019	U		< 0.0043	U		< 0.0049	U		< 0.0041	U	
VMP-4	12	VMP-4-12-012723-DUP	1/27/2023	0.0028	J		< 0.034	U		< 0.0046	U		< 0.014	U		< 0.018	U		< 0.0043	U		< 0.0048	U		< 0.0040	U	

TABLE 5
HISTORICAL SUMMARY OF SOIL VAPOR ANALYTICAL DETECTIONS AND SCREENING RESULTS: VILLAGE - VOCS

Location	Depth	Sample ID	Sample Date	Dichlorodifluoromethane			Dichloromethane (Methylene Chloride)			1,2-Dichloropropane			1,4-Dioxane			Ethanol			Ethylbenzene			4-Ethyltoluene			Heptane		
				270			5.6			0.31			0.22						1.3								
				Result (mg/m3)	Lab Quals	AECOM Quals	Result (mg/m3)	Lab Quals	AECOM Quals	Result (mg/m3)	Lab Quals	AECOM Quals	Result (mg/m3)	Lab Quals	AECOM Quals	Result (mg/m3)	Lab Quals	AECOM Quals	Result (mg/m3)	Lab Quals	AECOM Quals	Result (mg/m3)	Lab Quals	AECOM Quals	Result (mg/m3)	Lab Quals	AECOM Quals
VMP-4	23.5	VMP-4-23.5-042722	4/27/2022	0.0025	J		< 0.038	U		< 0.0051	U		< 0.016	U		0.0079	J		< 0.0048	U		< 0.0054	U		< 0.0045	U	
VMP-4	23.5	VMP-4-23.5-072822	7/28/2022	0.0034	J	J	< 0.041	U		< 0.0054	U		< 0.017	U		0.0082	J	J	< 0.0051	U		< 0.0058	U		< 0.0048	U	
VMP-4	23.5	VMP-4-23.5-110322	11/3/2022	0.0031	J		< 0.039	U		< 0.0052	U		< 0.016	U		< 0.021	U		< 0.0048	U		< 0.0055	U		< 0.0046	U	
VMP-4	23.5	VMP-4-23.5-012723	1/27/2023	0.0030	J		< 0.034	U		< 0.0046	U		< 0.014	U		< 0.019	U		< 0.0043	U		< 0.0049	U		< 0.0040	U	
VMP-5	5	VMP-5-5-042822	4/28/2022	0.0032	J		< 0.035	U		< 0.0047	U		< 0.014	U		< 0.019	U		< 0.0044	U		< 0.0050	U		< 0.0041	U	
VMP-5	5	VMP-5-5-072522	7/25/2022	0.0033	J		< 0.036	U		< 0.0048	U		< 0.015	U		< 0.019	U		< 0.0045	U		< 0.0051	U		< 0.0042	U	
VMP-5	5	VMP-5-5-111122	11/11/2022	0.0026	J		< 0.034	U		< 0.0046	U		0.00079	J		< 0.019	U		< 0.0043	U		< 0.0049	U		< 0.0041	U	
VMP-5	5	VMP-5-5-012323	1/23/2023	0.0025	J		< 0.033	U		< 0.0044	U		< 0.014	U		< 0.018	U		< 0.0042	U		< 0.0047	U		< 0.0039	U	
VMP-5	12.5	VMP-5-12.5-042822	4/28/2022	0.0026	J		< 0.036	U		< 0.0048	U		< 0.015	U		< 0.02	U		< 0.0046	U		< 0.0052	U		< 0.0043	U	
VMP-5	12.5	VMP-5-12.5-072522	7/25/2022	0.0077			< 0.038	U		< 0.0050	U		0.0029	J		< 0.02	U		< 0.0047	U		< 0.0054	U		< 0.0045	U	
VMP-5	12.5	VMP-5-12.5-072522-DUP	7/25/2022	0.0071			< 0.039	U		< 0.0052	U		< 0.016	U		< 0.021	U		< 0.0049	U		< 0.0056	U		< 0.0046	U	
VMP-5	12.5	VMP-5-12.5-111122	11/11/2022	0.0022	J		< 0.034	U		< 0.0046	U		< 0.014	U		< 0.019	U		< 0.0043	U		< 0.0049	U		< 0.0040	U	
VMP-5	12.5	VMP-5-12.5-012323	1/23/2023	0.0034	J		< 0.035	U		< 0.0047	U		< 0.014	U		< 0.019	U		< 0.0044	U		< 0.0050	U		< 0.0041	U	
VMP-5	31	VMP-5-31-042822	4/28/2022	0.0028	J		< 0.038	U		< 0.0051	U		< 0.016	U		< 0.021	U		< 0.0048	U		< 0.0054	U		< 0.0045	U	
VMP-5	31	VMP-5-31-072522	7/25/2022	0.0024	J		< 0.04	U		< 0.0054	U		< 0.017	U		< 0.022	U		< 0.0050	U		< 0.0057	U		< 0.0048	U	
VMP-5	31	VMP-5-31-111122	11/11/2022	0.0023	J		< 0.033	U		< 0.0044	U		< 0.014	U		< 0.018	U		< 0.0042	U		< 0.0047	U		< 0.0039	U	
VMP-5	31	VMP-5-31-012323	1/23/2023	0.0025	J		< 0.036	U		< 0.0048	U		< 0.015	U		< 0.02	U		< 0.0045	U		< 0.0051	U		< 0.0042	U	
VMP-5	40	VMP-5-40-042822	4/28/2022	0.0025	J		< 0.037	U		< 0.0049	U		< 0.015	U		0.011	J		< 0.0046	U		< 0.0053	U		< 0.0044	U	
VMP-5	40	VMP-5-40-072522	7/25/2022	0.0025	J		< 0.036	U		< 0.0048	U		< 0.015	U		0.0068	J		< 0.0045	U		< 0.0051	U		< 0.0042	U	
VMP-5	40	VMP-5-40-111122	11/11/2022	0.0031	J		< 0.034	U		< 0.0046	U		< 0.014	U		< 0.019	U		< 0.0043	U		< 0.0049	U		< 0.0041	U	
VMP-5	40	VMP-5-40-012323	1/23/2023	0.0024	J		< 0.036	U		< 0.0048	U		< 0.015	U		0.014	J		< 0.0045	U		< 0.0051	U		< 0.0042	U	
VMP-6	5	VMP-6-5-042822	4/28/2022	0.0026	J		< 0.036	U		< 0.0048	U		< 0.015	U		0.01	J		< 0.0045	U		< 0.0051	U		< 0.0042	U	
VMP-6	5	VMP-6-5-072622	7/26/2022	0.0027	J		< 0.036	U		< 0.0048	U		< 0.015	U		< 0.02	U		< 0.0045	U		< 0.0051	U		< 0.0043	U	
VMP-6	5	VMP-6-5-111022	11/10/2022	0.0035	J		< 0.038	U		< 0.0051	U		< 0.016	U		< 0.021	U		< 0.0048	U		< 0.0054	U		< 0.0045	U	
VMP-6	5	VMP-6-5-012623	1/26/2023	0.0026	J		< 0.036	U		< 0.0047	U		< 0.015	U		< 0.019	U		< 0.0044	U		< 0.0050	U		< 0.0042	U	
VMP-6	5	VMP-6-5-012623-DUP	1/26/2023	0.0024	J		< 0.036	U		< 0.0048	U		< 0.015	U		< 0.02	U		< 0.0046	U		< 0.0052	U		< 0.0043	U	
VMP-6	10	VMP-6-10-042822	4/28/2022	< 0.0052	U		< 0.036	U		< 0.0048	U		< 0.015	U		< 0.02	U		< 0.0046	U		< 0.0052	U		< 0.0043	U	
VMP-6	10	VMP-6-10-042822-DUP	4/28/2022	0.0023	J		< 0.036	U		< 0.0048	U		< 0.015	U		< 0.02	U		< 0.0046	U		< 0.0052	U		< 0.0043	U	
VMP-6	10	VMP-6-10-072622	7/26/2022	0.0023	J		< 0.037	U		< 0.0049	U		< 0.015	U		< 0.02	U		< 0.0046	U		< 0.0053	U		< 0.0044	U	
VMP-6	10	VMP-6-10-111022	11/10/2022	0.0037	J		< 0.041	U		< 0.0054	U		< 0.017	U		< 0.022	U		< 0.0051	U		< 0.0058	U		< 0.0048	U	
VMP-6	10	VMP-6-10-012623	1/26/2023	0.0028	J		< 0.036	U		< 0.0048	U		< 0.015	U		< 0.019	U		< 0.0045	U		< 0.0051	U		< 0.0042	U	
VMP-6	31.5	VMP-6-31.5-042822	4/28/2022	0.0030	J		< 0.034	U		< 0.0046	U		< 0.014	U		0.02			< 0.0043	U		< 0.0049	U		0.0018	J	
VMP-6	31.5	VMP-6-31.5-072622	7/26/2022	< 0.0057	U		< 0.04	U		< 0.0054	U		< 0.017	U		< 0.022	U		< 0.0050	U		< 0.0057	U		< 0.0048	U	
VMP-6	31.5	VMP-6-31.5-111022	11/10/2022	0.0037	J		< 0.041	U		< 0.0055	U		< 0.017	U		< 0.022	U		< 0.0051	U		< 0.0058	U		< 0.0048	U	
VMP-6	31.5	VMP-6-31.5-012623	1/26/2023	0.0028	J		< 0.034	U		< 0.0045	U		0.0037	J		< 0.018	U		< 0.0042	U		< 0.0048	U		< 0.0040	U	
VMP-6	39	VMP-6-39-042822	4/28/2022	0.0026	J		< 0.035	U		< 0.0047	U		< 0.014	U		< 0.019	U		< 0.0044	U		< 0.0050	U		< 0.0041	U	
VMP-6	39	VMP-6-39-072622	7/26/2022	< 0.1	U		< 0.74	U		< 0.098	U		< 0.3	U		< 0.4	U		< 0.092	U		< 0.1	U		< 0.087	U	
VMP-6	39	VMP-6-39-111022	11/10/2022	< 0.56	U		< 1.6	U		< 0.52	U		< 1.6	U		< 1.1	U		< 0.49	U		< 0.56	U		2.8		
VMP-6	39	VMP-6-39-012623	1/26/2023	< 0.8	U		< 2.2	U		< 0.75	U		< 2.3	U		< 1.5	U		< 0.7	U		< 0.8	U		0.56	J	
VMP-7	5	VMP-7-5-050222	5/2/2022	0.0034	J		< 0.037	U		< 0.0049	U		< 0.015	U		0.045			< 0.0046	U		< 0.0052	U		< 0.0044	U	
VMP-7	5	VMP-7-5-072522	7/25/2022	0.0024	J		< 0.037	U		< 0.0049	U		< 0.015	U		< 0.02	U		< 0.0046	U		< 0.0053	U		< 0.0044	U	
VMP-7	5	VMP-7-5-110722	11/7/2022	0.0035	J		< 0.036	U		< 0.0048	U		< 0.015	U		< 0.02	U		< 0.0045	U		< 0.0051	U		< 0.0042	U	
VMP-7	5	VMP-7-5-012023	1/20/2023	0.0027	J		< 0.034	U		< 0.0046	U		< 0.014	U		< 0.018	U		< 0.0043	U		< 0.0048	U		< 0.0040	U	
VMP-7	13.5	VMP-7-13.5-050222	5/2/2022	0.0032	J		< 0.038	U		< 0.0050	U		< 0.016	U		0.041			< 0.0047	U		< 0.0054	U		< 0.0045	U	
VMP-7	13.5	VMP-7-13.5-072522	7/25/2022	0.0028	J		< 0.038	U		< 0.0050	U		0.0098	J		< 0.02	U		< 0.0047	U		< 0.0054	U		< 0.0045	U	
VMP-7	13.5	VMP-7-13.5-072522-DUP	7/25/2022	0.0032	J		< 0.038	U		< 0.0051	U		< 0.016	U		< 0.021	U		< 0.0048	U		< 0.0054	U		< 0.0045	U	
VMP-7	13.5	VMP-7-13.5-110722	11/7/2022	0.0033	J		< 0.039	U		< 0.0052	U		< 0.016	U		< 0.021	U		< 0.0049	U		< 0.0056	U		< 0.0046	U	
VMP-7	13.5	VMP-7-13.5-012023	1/20/2023	0.0028	J		< 0.034	U		< 0.0046	U		< 0.014	U		< 0.018	U		< 0.0043	U		< 0.0048	U		< 0.0040	U	
VMP-7	29.5	VMP-7-29.5-050222	5/2/2022	0.0026	J		< 0.036	U		< 0.0048	U		< 0.015	U		0.023			< 0.0045	U		< 0.0051	U		< 0.0042	U	
VMP-7	29.5	VMP-7-29.5-050222-DUP	5/2/2022	0.0026	J		< 0.035	U		< 0.0047	U		< 0.015	U		< 0.019	U		< 0.0044	U		< 0.0050	U		< 0.0042	U	
VMP-7	29.5	VMP-7-29.5-072522	7/25/2022	0.0023	J		< 0.037	U		< 0.0049	U		< 0.015	U		< 0.02	U		< 0.0046	U		< 0.0053	U		< 0.0044	U	
VMP-7	29.5	VMP-7-29.5-110722	11/7/2022	0.0033	J		< 0.037	U		< 0.0049	U		< 0.015	U		< 0.02	U		< 0.0046	U		< 0.0053	U		< 0.0044	U	
VMP-7	29.5	VMP-7-29.5-012023	1/20/2023	0.0029	J		< 0.034	U		< 0.0045	U		< 0.014	U		< 0.018	U		< 0.0042	U		< 0.0048	U		< 0.0040	U	
VMP-7	38	VMP-7-38-050222	5/2/2022	0.0025	J		< 0.039	U		< 0.0052	U		< 0.016	U		0.06			< 0.0049	U		< 0.0055	U		< 0.0046	U	
VMP-7	38	VMP-7-38-072522	7/25/2022	0.0025	J		< 0.038	U		< 0.0051	U		< 0.016	U		< 0.021	U		< 0.0048	U		< 0.0054	U		< 0.0045	U	
VMP-7	38	VMP-7-38-110722	11/7/2022	0.0035	J		< 0.04	U		< 0.0053	U		< 0.016	U		< 0.022	U		< 0.0050	U		< 0.0056	U		< 0.0047	U	
VMP-7	38	VMP-7-38-012023	1/20/2023	0.0022	J		< 0.033	U		< 0.0044	U		< 0.014	U		< 0.018	U		< 0.0041	U		< 0.0047	U		< 0.0039	U	

TABLE 5
HISTORICAL SUMMARY OF SOIL VAPOR ANALYTICAL DETECTIONS AND SCREENING RESULTS: VILLAGE - VOCS

Location	Depth	Sample ID	Sample Date	Dichlorodifluoromethane			Dichloromethane (Methylene Chloride)			1,2-Dichloropropane			1,4-Dioxane			Ethanol			Ethylbenzene			4-Ethyltoluene			Heptane		
				270			5.6			0.31			0.22						1.3								
				Result (mg/m3)	Lab Quals	AECOM Quals	Result (mg/m3)	Lab Quals	AECOM Quals	Result (mg/m3)	Lab Quals	AECOM Quals	Result (mg/m3)	Lab Quals	AECOM Quals	Result (mg/m3)	Lab Quals	AECOM Quals	Result (mg/m3)	Lab Quals	AECOM Quals	Result (mg/m3)	Lab Quals	AECOM Quals	Result (mg/m3)	Lab Quals	AECOM Quals
VMP-8	5	VMP-8-5-042722	4/27/2022	0.0031	J		< 0.038	U		< 0.0050	U		< 0.016	U		< 0.02	U		< 0.0047	U		< 0.0053	U		< 0.0044	U	
VMP-8	5	VMP-8-5-072222	7/22/2022	0.0025	J		< 0.039	U		< 0.0052	U		< 0.016	U		< 0.021	U		< 0.0049	U		< 0.0055	U		< 0.0046	U	
VMP-8	5	VMP-8-5-111122	11/11/2022	0.0022	J		< 0.038	U		< 0.0050	U		< 0.016	U		< 0.02	U		< 0.0047	U		< 0.0053	U		0.0017	J	
VMP-8	5	VMP-8-5-011823	1/18/2023	0.0023	J		< 0.036	U		< 0.0048	U		< 0.015	U		< 0.019	U		< 0.0045	U		< 0.0051	U		< 0.0042	U	
VMP-8	9.5	VMP-8-9.5-042722	4/27/2022	0.0028	J		< 0.037	U		< 0.0050	U		< 0.015	U		< 0.02	U		< 0.0047	U		< 0.0053	U		< 0.0044	U	
VMP-8	9.5	VMP-8-9.5-042722-DUP	4/27/2022	0.0028	J		< 0.038	U		< 0.0050	U		0.0022	J		0.018	J		< 0.0047	U		< 0.0054	U		< 0.0045	U	
VMP-8	9.5	VMP-8-9.5-072222	7/22/2022	0.0024	J		< 0.038	U		< 0.0051	U		< 0.016	U		0.012	J		< 0.0048	U		< 0.0054	U		< 0.0045	U	
VMP-8	9.5	VMP-8-9.5-111122	11/11/2022	0.0026	J		< 0.037	U		< 0.0049	U		< 0.015	U		< 0.02	U		< 0.0046	U		< 0.0052	U		< 0.0044	U	
VMP-8	9.5	VMP-8-9.5-111122-DUP	11/11/2022	0.0025	J		< 0.035	U		< 0.0047	U		< 0.014	U		< 0.019	U		< 0.0044	U		< 0.0050	U		0.0021	J	
VMP-8	9.5	VMP-8-9.5-011823	1/18/2023	0.0023	J		< 0.035	U		< 0.0047	U		< 0.014	U		< 0.019	U		0.0015	J		< 0.0050	U		0.0012	J	
VMP-8	23.5	VMP-8-23.5-042722	4/27/2022	0.0029	J		< 0.039	U		< 0.0052	U		< 0.016	U		0.011	J		< 0.0049	U		< 0.0056	U		< 0.0046	U	
VMP-8	23.5	VMP-8-23.5-072222	7/22/2022	0.0028	J		< 0.036	U		< 0.0048	U		< 0.015	U		0.0096	J		< 0.0045	U		< 0.0051	U		< 0.0043	U	
VMP-8	23.5	VMP-8-23.5-072222-DUP	7/22/2022	0.0027	J		< 0.038	U		< 0.0050	U		< 0.016	U		< 0.02	U		< 0.0047	U		< 0.0053	U		< 0.0044	U	
VMP-8	23.5	VMP-8-23.5-111122	11/11/2022	0.0025	J		< 0.042	U		< 0.0057	U		< 0.018	U		< 0.023	U		< 0.0053	U		< 0.0060	U		< 0.0050	U	
VMP-8	23.5	VMP-8-23.5-011823	1/18/2023	0.0023	J		< 0.035	U		< 0.0047	U		< 0.014	U		< 0.019	U		< 0.0044	U		< 0.0050	U		< 0.0041	U	
VMP-8	35.5	VMP-8-35.5-042722	4/27/2022	0.0025	J		< 0.037	U		< 0.0049	U		< 0.015	U		0.014	J		< 0.0046	U		< 0.0052	U		< 0.0043	U	
VMP-8	35.5	VMP-8-35.5-072222	7/22/2022	0.0025	J		< 0.041	U		< 0.0054	U		< 0.017	U		< 0.022	U		< 0.0051	U		< 0.0058	U		< 0.0048	U	
VMP-8	35.5	VMP-8-35.5-111122	11/11/2022	0.0025	J		< 0.034	U		< 0.0045	U		< 0.014	U		< 0.018	U		< 0.0042	U		< 0.0048	U		0.0027	J	
VMP-8	35.5	VMP-8-35.5-011823	1/18/2023	0.0022	J		< 0.034	U		< 0.0046	U		< 0.014	U		< 0.019	U		< 0.0043	U		< 0.0049	U		< 0.0040	U	
VMP-9	5	VMP-9-5-042722	4/27/2022	< 0.0081	U		< 0.057	U		< 0.0076	U		< 0.024	U		< 0.031	U		< 0.0071	U		< 0.0081	U		< 0.0067	U	
VMP-9	5	VMP-9-5-072222	7/22/2022	0.0030	J		< 0.039	U		< 0.0052	U		< 0.016	U		< 0.021	U		< 0.0049	U		< 0.0055	U		< 0.0046	U	
VMP-9	5	VMP-9-5-110722	11/7/2022	0.0028	J		< 0.036	U		< 0.0048	U		< 0.015	U		< 0.02	U		< 0.0046	U		< 0.0052	U		< 0.0043	U	
VMP-9	5	VMP-9-5-011823	1/18/2023	0.0027	J		< 0.037	U		< 0.0049	U		< 0.015	U		< 0.02	U		< 0.0046	U		0.0019	J		< 0.0044	U	
VMP-9	11.5	VMP-9-11.5-042722	4/27/2022	0.0033	J		< 0.036	U		< 0.0048	U		< 0.015	U		< 0.02	U		< 0.0045	U		< 0.0051	U		< 0.0042	U	
VMP-9	11.5	VMP-9-11.5-072222	7/22/2022	0.0028	J		< 0.038	U		< 0.0051	U		< 0.016	U		< 0.021	U		< 0.0048	U		< 0.0054	U		< 0.0045	U	
VMP-9	11.5	VMP-9-11.5-110722	11/7/2022	0.0030	J		< 0.036	U		< 0.0048	U		< 0.015	U		< 0.02	U		< 0.0045	U		< 0.0051	U		< 0.0042	U	
VMP-9	11.5	VMP-9-11.5-011823	1/18/2023	0.0022	J		< 0.036	U		< 0.0048	U		< 0.015	U		< 0.02	U		< 0.0045	U		< 0.0051	U		< 0.0043	U	
VMP-9	25.5	VMP-9-25.5-042722	4/27/2022	0.0026	J		< 0.036	U		< 0.0048	U		< 0.015	U		< 0.02	U		< 0.0046	U		< 0.0052	U		< 0.0043	U	
VMP-9	25.5	VMP-9-25.5-042722-DUP	4/27/2022	< 0.0052	U		< 0.036	U		< 0.0048	U		< 0.015	U		< 0.02	U		< 0.0046	U		< 0.0052	U		< 0.0043	U	
VMP-9	25.5	VMP-9-25.5-072222	7/22/2022	0.0028	J		< 0.037	U		< 0.0049	U		< 0.015	U		0.014	J		< 0.0046	U		< 0.0053	U		< 0.0044	U	
VMP-9	25.5	VMP-9-25.5-072222-DUP	7/22/2022	0.0029	J		< 0.036	U		< 0.0048	U		< 0.015	U		< 0.02	U		< 0.0046	U		< 0.0052	U		< 0.0043	U	
VMP-9	25.5	VMP-9-25.5-110722	11/7/2022	0.0036	J		< 0.036	U		< 0.0048	U		< 0.015	U		< 0.02	U		< 0.0046	U		< 0.0052	U		< 0.0043	U	
VMP-9	25.5	VMP-9-25.5-011823	1/18/2023	0.0024	J		< 0.036	U		< 0.0048	U		< 0.015	U		< 0.02	U		< 0.0045	U		< 0.0051	U		< 0.0043	U	
VMP-9	38.5	VMP-9-38.5-042722	4/27/2022	0.0030	J		< 0.038	U		< 0.0051	U		< 0.016	U		< 0.021	U		< 0.0048	U		< 0.0054	U		< 0.0045	U	
VMP-9	38.5	VMP-9-38.5-072222	7/22/2022	0.0025	J		< 0.038	U		< 0.0051	U		< 0.016	U		0.012	J		< 0.0048	U		< 0.0054	U		< 0.0045	U	
VMP-9	38.5	VMP-9-38.5-110722	11/7/2022	0.0034	J		< 0.035	U		< 0.0046	U		< 0.014	U		< 0.019	U		< 0.0044	U		< 0.0049	U		< 0.0041	U	
VMP-9	38.5	VMP-9-38.5-011823	1/18/2023	0.0021	J		< 0.038	U		< 0.0050	U		< 0.016	U		< 0.02	U		< 0.0047	U		< 0.0054	U		< 0.0045	U	
VMP-18	8.5	VMP-18-8.5-042722	4/27/2022	0.0032	J		< 0.04	U		< 0.0053	U		< 0.016	U		< 0.021	U		< 0.0049	U		< 0.0056	U		< 0.0047	U	
VMP-18	8.5	VMP-18-8.5-072222	7/22/2022	0.0028	J		< 0.037	U		< 0.0049	U		< 0.015	U		0.01	J		< 0.0046	U		< 0.0053	U		< 0.0044	U	
VMP-18	8.5	VMP-18-8.5-111022	11/10/2022	0.0041	J		< 0.041	U		< 0.0055	U		< 0.017	U		< 0.022	U		< 0.0052	U		< 0.0058	U		< 0.0049	U	
VMP-18	8.5	VMP-18-8.5-012323	1/23/2023	0.0023	J		< 0.038	U		< 0.0051	U		< 0.016	U		< 0.021	U		< 0.0048	U		< 0.0054	U		< 0.0045	U	
VMP-19	5	VMP-19-5-050222	5/2/2022	0.0026	J		< 0.04	U		< 0.0053	U		< 0.016	U		< 0.021	U		< 0.0049	U		< 0.0056	U		< 0.0047	U	
VMP-19	5	VMP-19-5-050222-DUP	5/2/2022	0.0026	J		< 0.038	U		< 0.0050	U		< 0.016	U		< 0.02	U		< 0.0047	U		< 0.0054	U		< 0.0045	U	
VMP-19	5	VMP-19-5-072222	7/22/2022	0.0025	J		< 0.038	U		< 0.0051	U		< 0.016	U		< 0.021	U		< 0.0048	U		< 0.0054	U		< 0.0045	U	
VMP-19	5	VMP-19-5-110922	11/9/2022	0.0028	J		< 0.037	U		< 0.0049	U		< 0.015	U		0.063			< 0.0046	U		< 0.0052	U		< 0.0043	U	
VMP-19	5	VMP-19-5-012423	1/24/2023	0.0027	J		< 0.035	U		< 0.0047	U		< 0.015	U		< 0.019	U		< 0.0044	U		< 0.0050	U		< 0.0042	U	
VMP-20	5	VMP-20-5-042922	4/29/2022	0.0030	J		< 0.038	U		< 0.0051	U		< 0.016	U		0.013	J		< 0.0048	U		< 0.0054	U		< 0.0045	U	
VMP-20	5	VMP-20-5-080122	8/1/2022	0.0025	J		< 0.039	U		< 0.0052	U		< 0.016	U		< 0.021	U		< 0.0049	U		< 0.0055	U		< 0.0046	U	
VMP-20	5	VMP-20-5-110222	11/2/2022	0.0027	J		< 0.038	U		< 0.0051	U		< 0.016	U		< 0.021	U		0.0047	J		0.0056			0.0054		
VMP-20	5	VMP-20-5-012323	1/23/2023	0.0022	J		< 0.036	U		< 0.0048	U		< 0.015	U		< 0.02	U	UJ	< 0.0046	U		< 0.0052	U		< 0.0043	U	
VMP-20	10	VMP-20-10-042922	4/29/2022	0.0025	J		< 0.036	U		< 0.0048	U		< 0.015	U		0.014	J		< 0.0046	U		< 0.0052	U		< 0.0043	U	
VMP-20	10	VMP-20-10-080122	8/1/2022	0.0025	J		< 0.037	U		< 0.0049	U		< 0.015	U		< 0.02	U		< 0.0046	U		< 0.0052	U		< 0.0043	U	
VMP-20	10	VMP-20-10-110222	11/2/2022	0.0026	J		< 0.036	U		< 0.0048	U		< 0.015	U		< 0.02	U		< 0.0045	U		< 0.0051	U		< 0.0043	U	
VMP-20	10	VMP-20-10-012323	1/23/2023	0.0019	J		< 0.038	U		< 0.0050	U		< 0.016	U		< 0.02	U	UJ	< 0.0047	U		< 0.0053	U		< 0.0044	U	

TABLE 5
HISTORICAL SUMMARY OF SOIL VAPOR ANALYTICAL DETECTIONS AND SCREENING RESULTS: VILLAGE - VOCS

Location	Depth	Sample ID	Sample Date	Dichlorodifluoromethane			Dichloromethane (Methylene Chloride)			1,2-Dichloropropane			1,4-Dioxane			Ethanol			Ethylbenzene			4-Ethyltoluene			Heptane		
				270			5.6			0.31			0.22						1.3								
				Result (mg/m3)	Lab Quals	AECOM Quals	Result (mg/m3)	Lab Quals	AECOM Quals	Result (mg/m3)	Lab Quals	AECOM Quals	Result (mg/m3)	Lab Quals	AECOM Quals	Result (mg/m3)	Lab Quals	AECOM Quals	Result (mg/m3)	Lab Quals	AECOM Quals	Result (mg/m3)	Lab Quals	AECOM Quals	Result (mg/m3)	Lab Quals	AECOM Quals
VMP-20	25	VMP-20-25-042922	4/29/2022	0.0024	J		< 0.034	U		< 0.0045	U		< 0.014	U		< 0.018	U		< 0.0042	U		< 0.0048	U		< 0.0040	U	
VMP-20	25	VMP-20-25-080122	8/1/2022	0.0024	J		< 0.039	U		< 0.0052	U		< 0.016	U		< 0.021	U		< 0.0049	U		< 0.0056	U		< 0.0046	U	
VMP-20	25	VMP-20-25-110222	11/2/2022	< 0.0061	U		< 0.043	U		< 0.0057	U		< 0.018	U		< 0.023	U		< 0.0054	U		< 0.0061	U		< 0.0051	U	
VMP-20	25	VMP-20-25-012323	1/23/2023	0.0019	J		< 0.036	U		< 0.0048	U		< 0.015	U		< 0.02	U	UJ	< 0.0045	U		< 0.0051	U		< 0.0042	U	
VMP-20	39.5	VMP-20-39.5-012323	1/23/2023	0.0027	J		< 0.036	U		< 0.0048	U		< 0.015	U		< 0.02	U		< 0.0046	U		< 0.0052	U		< 0.0043	U	
VMP-21	5	VMP-21-5-042922	4/29/2022	0.0027	J		< 0.037	U		< 0.0049	U		< 0.015	U		0.025			0.018			< 0.0053	U		0.068		
VMP-21	5	VMP-21-5-072922	7/29/2022	0.0024	J		< 0.037	U		< 0.0049	U		< 0.015	U		< 0.02	U		< 0.0046	U		< 0.0052	U		< 0.0044	U	
VMP-21	5	VMP-21-5-111122	11/11/2022	0.0025	J		< 0.035	U		< 0.0047	U		< 0.014	U		< 0.019	U		< 0.0044	U		< 0.0050	U		< 0.0041	U	
VMP-21	5	VMP-21-5-012423	1/24/2023	0.0029	J		< 0.038	U		< 0.0051	U		< 0.016	U		< 0.021	U		< 0.0048	U		< 0.0054	U		0.0014	J	
VMP-21	10	VMP-21-10-042922	4/29/2022	0.0044	J		< 0.04	U		< 0.0054	U		< 0.017	U		0.042			< 0.0050	U		< 0.0057	U		< 0.0048	U	
VMP-21	10	VMP-21-10-072922	7/29/2022	0.0030	J		< 0.038	U		< 0.0051	U		< 0.016	U		< 0.021	U		< 0.0048	U		< 0.0054	U		< 0.0045	U	
VMP-21	10	VMP-21-10-111122	11/11/2022	0.0032	J		< 0.034	U		< 0.0045	U		< 0.014	U		< 0.018	U		< 0.0042	U		< 0.0048	U		< 0.0040	U	
VMP-21	10	VMP-21-10-111122-DUP	11/11/2022	0.0029	J		< 0.036	U		< 0.0048	U		< 0.015	U		< 0.02	U		< 0.0045	U		< 0.0051	U		< 0.0043	U	
VMP-21	10	VMP-21-10-012423	1/24/2023	0.0032	J		< 0.036	U		< 0.0048	U		< 0.015	U		< 0.02	U		< 0.0045	U		< 0.0051	U		< 0.0042	U	
VMP-21	10	VMP-21-10-012423-DUP	1/24/2023	0.0024	J		< 0.036	U		< 0.0047	U		< 0.015	U		< 0.019	U		< 0.0044	U		< 0.0050	U		< 0.0042	U	
VMP-21	25	VMP-21-25-042922	4/29/2022	0.0046	J		< 0.038	U		< 0.0051	U		0.0029	J		0.019	J		< 0.0048	U		< 0.0054	U		< 0.0045	U	
VMP-21	25	VMP-21-25-072922	7/29/2022	0.0030	J		< 0.04	U		< 0.0053	U		< 0.016	U		< 0.021	U		< 0.0049	U		< 0.0056	U		< 0.0047	U	
VMP-21	25	VMP-21-25-111122	11/11/2022	0.0030	J		< 0.034	U		< 0.0046	U		< 0.014	U		< 0.019	U		< 0.0043	U		< 0.0049	U		< 0.0040	U	
VMP-21	25	VMP-21-25-012423	1/24/2023	0.0035	J		< 0.036	U		< 0.0048	U		< 0.015	U		< 0.019	U		< 0.0045	U		< 0.0051	U		< 0.0042	U	
VMP-21	33	VMP-21-33-042922	4/29/2022	0.0041	J		< 0.038	U		< 0.0051	U		< 0.016	U		0.028			< 0.0048	U		< 0.0054	U		< 0.0045	U	
VMP-21	33	VMP-21-33-072922	7/29/2022	0.0033	J		< 0.039	U		< 0.0052	U		< 0.016	U		< 0.021	U		< 0.0048	U		< 0.0055	U		< 0.0046	U	
VMP-21	33	VMP-21-33-111122	11/11/2022	0.0025	J		< 0.035	U		< 0.0047	U		< 0.014	U		< 0.019	U		< 0.0044	U		< 0.0050	U		< 0.0041	U	
VMP-21	33	VMP-21-33-012423	1/24/2023	0.0033	J		< 0.037	U		< 0.0049	U		< 0.015	U		< 0.02	U		< 0.0046	U		< 0.0052	U		< 0.0043	U	
VMP-22	5	VMP-22-5-072622	7/26/2022	0.0025	J		< 0.038	U		< 0.0051	U		< 0.016	U		< 0.021	U		< 0.0048	U		< 0.0054	U		< 0.0045	U	
VMP-22	5	VMP-22-5-111122	11/11/2022	0.0028	J		< 0.038	U		< 0.0050	U		< 0.016	U		< 0.02	U		< 0.0047	U		< 0.0053	U		< 0.0044	U	
VMP-22	5	VMP-22-5-012723	1/27/2023	0.0033	J		< 0.036	U		< 0.0048	U		< 0.015	U		< 0.02	U		< 0.0046	U		< 0.0052	U		< 0.0043	U	
VMP-22	10	VMP-22-10-050522	5/5/2022	< 0.039	U		< 0.28	U		< 0.037	U		< 0.11	U		< 0.15	U		< 0.034	U		< 0.039	U		< 0.032	U	
VMP-22	10	VMP-22-10-072622	7/26/2022	0.0026	J		< 0.035	U		< 0.0047	U		< 0.014	U		< 0.019	U		< 0.0044	U		< 0.0050	U		< 0.0041	U	
VMP-22	10	VMP-22-10-111122	11/11/2022	0.0023	J		< 0.037	U		< 0.0049	U		< 0.015	U		< 0.02	U		< 0.0046	U		< 0.0052	U		< 0.0043	U	
VMP-22	10	VMP-22-10-012723	1/27/2023	0.0029	J		< 0.037	U		< 0.0049	U		< 0.015	U		< 0.02	U		0.0016	J		< 0.0053	U		< 0.0044	U	
VMP-22	18	VMP-22-18-050522	5/5/2022	< 0.02	U		< 0.14	U		< 0.019	U		< 0.059	U		< 0.078	U		< 0.018	U		< 0.02	U		< 0.017	U	
VMP-22	18	VMP-22-18-111122	11/11/2022	0.0022	J		< 0.036	U		< 0.0048	U		< 0.015	U		< 0.02	U		< 0.0045	U		< 0.0051	U		< 0.0043	U	
VMP-22	18	VMP-22-18-012723	1/27/2023	0.0029	J		< 0.036	U		< 0.0048	U		< 0.015	U		< 0.02	U		< 0.0045	U		< 0.0051	U		< 0.0043	U	
VMP-22	38	VMP-22-38-050522	5/5/2022	0.0031	J		< 0.036	U		< 0.0048	U		< 0.015	U		0.0083	J		0.0030	J		0.0079			0.0049		
VMP-22	38	VMP-22-38-111122	11/11/2022	0.0025	J		< 0.036	U		< 0.0048	U		< 0.015	U		< 0.02	U		< 0.0045	U		< 0.0051	U		< 0.0043	U	
VMP-22	38	VMP-22-38-012723	1/27/2023	0.0029	J		< 0.034	U		< 0.0045	U		< 0.014	U		< 0.018	U		< 0.0042	U		< 0.0048	U		< 0.0040	U	
VMP-23	5	VMP-23-5-050422	5/4/2022	0.0044	J		< 0.037	U		< 0.0049	U		< 0.015	U		< 0.02	U		0.0026	J		0.0051	J		< 0.0044	U	
VMP-23	5	VMP-23-5-072522	7/25/2022	0.018			< 0.04	U		< 0.0053	U		< 0.016	U		< 0.022	U		< 0.0050	U		< 0.0056	U		< 0.0047	U	
VMP-23	5	VMP-23-5-110322	11/3/2022	0.0037	J		< 0.039	U		< 0.0052	U		< 0.016	U		< 0.021	U		< 0.0048	U		< 0.0055	U		< 0.0046	U	
VMP-23	5	VMP-23-5-012323	1/23/2023	0.0026	J		< 0.034	U		< 0.0046	U		< 0.014	U		< 0.018	U		< 0.0043	U		< 0.0048	U		< 0.0040	U	
VMP-23	10	VMP-23-10-050422	5/4/2022	0.0057	J		< 0.04	U		< 0.0054	U		< 0.017	U		< 0.022	U		0.0015	J		0.0037	J		< 0.0048	U	
VMP-23	10	VMP-23-10-072522	7/25/2022	< 0.0056	U		< 0.039	U		< 0.0052	U		< 0.016	U		< 0.021	U		< 0.0049	U		< 0.0055	U		< 0.0046	U	
VMP-23	10	VMP-23-10-110322	11/3/2022	0.0030	J		< 0.038	U		< 0.0051	U		< 0.016	U		< 0.021	U		< 0.0048	U		< 0.0054	U		< 0.0045	U	
VMP-23	10	VMP-23-10-012323	1/23/2023	0.0022	J		< 0.035	U		< 0.0047	U		< 0.014	U		< 0.019	U		< 0.0044	U		< 0.0050	U		< 0.0041	U	
VMP-23	25	VMP-23-25-050422	5/4/2022	0.0041	J		< 0.037	U		< 0.0050	U		< 0.015	U		< 0.02	U		< 0.0047	U		0.0038	J		< 0.0044	U	
VMP-23	25	VMP-23-25-072522	7/25/2022	0.01			< 0.04	U		< 0.0053	U		< 0.016	U		0.012	J		< 0.0049	U		< 0.0056	U		< 0.0047	U	
VMP-23	25	VMP-23-25-110322	11/3/2022	0.0041	J		< 0.04	U		< 0.0053	U		< 0.017	U		< 0.022	U		< 0.0050	U		< 0.0057	U		< 0.0047	U	
VMP-23	25	VMP-23-25-012323	1/23/2023	0.0031	J		< 0.034	U		< 0.0045	U		< 0.014	U		< 0.018	U		< 0.0042	U		< 0.0048	U		< 0.0040	U	
VMP-23	40	VMP-23-40-050422	5/4/2022	0.0030	J		< 0.036	U		< 0.0048	U		< 0.015	U		< 0.02	U		0.0053			0.0028	J		0.0056		
VMP-23	40	VMP-23-40-050422-DUP	5/4/2022	0.0029	J		< 0.039	U		< 0.0052	U		< 0.016	U		< 0.021	U		< 0.0049	U		0.0038	J		< 0.0046	U	
VMP-23	40	VMP-23-40-110322	11/3/2022	0.0043	J		< 0.038	U		< 0.0051	U		< 0.016	U		< 0.021	U		0.0046	J		0.0023	J		0.0046		
VMP-23	40	VMP-23-40-012323	1/23/2023	0.0029	J		< 0.035	U		< 0.0046	U		< 0.014	U		< 0.019	U		< 0.0043	U		< 0.0049	U		< 0.0041	U	
VMP-24	5	VMP-24-5-050322	5/3/2022	0.0026	J		< 0.037	U		< 0.0049	U		< 0.015	U		0.044			< 0.0046	U		< 0.0052	U		< 0.0043	U	
VMP-24	5	VMP-24-5-072522	7/25/2022	0.0027	J		< 0.037	U		< 0.0049	U		< 0.015	U		< 0.02	U		< 0.0046	U		< 0.0052	U		< 0.0044	U	
VMP-24	5	VMP-24-5-110722	11/7/2022	0.0032	J		< 0.038	U		< 0.0050	U		< 0.016	U		< 0.02	U		< 0.0047	U		< 0.0053	U		< 0.0044	U	
VMP-24	5	VMP-24-5-110722-DUP	11/7/2022	0.0038	J		< 0.036	U		< 0.0048	U		< 0.015	U		< 0.02	U		< 0.0045	U		< 0.0051	U		< 0.0043	U	
VMP-24	5	VMP-24-5-011923	1/19/2023	< 0.0056	U		< 0.04	U		< 0.0053	U		< 0.016	U		< 0.021	U		< 0.0049	U		< 0.0056	U		< 0.0047	U	

TABLE 5
HISTORICAL SUMMARY OF SOIL VAPOR ANALYTICAL DETECTIONS AND SCREENING RESULTS: VILLAGE - VOCS

Location	Depth	Sample ID	Sample Date	Dichlorodifluoromethane			Dichloromethane (Methylene Chloride)			1,2-Dichloropropane			1,4-Dioxane			Ethanol			Ethylbenzene			4-Ethyltoluene			Heptane		
				270			5.6			0.31			0.22						1.3								
				Result (mg/m3)	Lab Quals	AECOM Quals	Result (mg/m3)	Lab Quals	AECOM Quals	Result (mg/m3)	Lab Quals	AECOM Quals	Result (mg/m3)	Lab Quals	AECOM Quals	Result (mg/m3)	Lab Quals	AECOM Quals	Result (mg/m3)	Lab Quals	AECOM Quals	Result (mg/m3)	Lab Quals	AECOM Quals	Result (mg/m3)	Lab Quals	AECOM Quals
VMP-24	10	VMP-24-10-050322	5/3/2022	0.0028	J		< 0.036	U		< 0.0048	U		< 0.015	U		< 0.02	U		< 0.0045	U		< 0.0051	U		< 0.0042	U	
VMP-24	10	VMP-24-10-072522	7/25/2022	0.0024	J		< 0.036	U		< 0.0048	U		< 0.015	U		< 0.02	U		< 0.0046	U		< 0.0052	U		< 0.0043	U	
VMP-24	10	VMP-24-10-110722	11/7/2022	0.0033	J		< 0.036	U		< 0.0047	U		< 0.015	U		< 0.019	U		< 0.0044	U		< 0.0050	U		< 0.0042	U	
VMP-24	10	VMP-24-10-011923	1/19/2023	< 0.0052	U		< 0.037	U		< 0.0049	U		< 0.015	U		< 0.02	U		< 0.0046	U		< 0.0052	U		< 0.0043	U	
VMP-24	22	VMP-24-22-050322	5/3/2022	0.0031	J		< 0.037	U		< 0.0049	U		< 0.015	U		< 0.02	U		< 0.0046	U		< 0.0052	U		< 0.0043	U	
VMP-24	22	VMP-24-22-050322-DUP	5/3/2022	0.0026	J		< 0.037	U		< 0.0049	U		< 0.015	U		0.0064	J		< 0.0046	U		< 0.0052	U		< 0.0044	U	
VMP-24	22	VMP-24-22-072522	7/25/2022	0.0026	J		< 0.036	U		< 0.0048	U		< 0.015	U		< 0.02	U		< 0.0045	U		< 0.0051	U		< 0.0042	U	
VMP-24	22	VMP-24-22-110722	11/7/2022	0.0032	J		< 0.038	U		< 0.0051	U		< 0.016	U		< 0.021	U		0.00093	J		< 0.0054	U		0.0022	J	
VMP-24	22	VMP-24-22-011923	1/19/2023	< 0.0053	U		< 0.037	U		< 0.0049	U		< 0.015	U		< 0.02	U		< 0.0046	U		< 0.0052	U		< 0.0044	U	
VMP-24	22	VMP-24-22-011923-DUP	1/19/2023	< 0.0051	U		< 0.036	U		< 0.0048	U		< 0.015	U		< 0.019	U		< 0.0045	U		< 0.0051	U		< 0.0042	U	
VMP-24	34	VMP-24-34-050322	5/3/2022	0.0035	J		< 0.037	U		< 0.0049	U		< 0.015	U		< 0.02	U		< 0.0046	U		< 0.0052	U		< 0.0043	U	
VMP-24	34	VMP-24-34-072522	7/25/2022	0.0026	J		< 0.038	U		< 0.0051	U		< 0.016	U		< 0.021	U		< 0.0048	U		< 0.0054	U		< 0.0045	U	
VMP-24	34	VMP-24-34-110722	11/7/2022	0.0032	J		< 0.038	U		< 0.0051	U		< 0.016	U		< 0.021	U		< 0.0048	U		< 0.0054	U		< 0.0045	U	
VMP-24	34	VMP-24-34-011923	1/19/2023	< 0.0053	U		< 0.038	U		< 0.0050	U		< 0.016	U		< 0.02	U		< 0.0047	U		< 0.0053	U		< 0.0044	U	
VMP-32	5	VMP-32-5-042822	4/28/2022	< 0.0056	U		< 0.039	U		< 0.0052	U		< 0.016	U		< 0.021	U		< 0.0049	U		< 0.0056	U		< 0.0046	U	
VMP-32	5	VMP-32-5-072922	7/29/2022	0.0026	J		< 0.036	U		< 0.0048	U		< 0.015	U		< 0.02	U		< 0.0046	U		< 0.0052	U		< 0.0043	U	
VMP-32	5	VMP-32-5-110822	11/8/2022	0.0023	J		< 0.037	U		< 0.0049	U		< 0.015	U		< 0.02	U		< 0.0046	U		< 0.0053	U		< 0.0044	U	
VMP-32	5	VMP-32-5-012323	1/23/2023	0.0025	J		< 0.036	U		< 0.0048	U		< 0.015	U		< 0.02	U		< 0.0045	U		< 0.0051	U		< 0.0043	U	
VMP-32	10	VMP-32-10-042822	4/28/2022	< 0.0054	U		< 0.038	U		< 0.0050	U		< 0.016	U		0.032			< 0.0047	U		< 0.0053	U		< 0.0044	U	
VMP-32	10	VMP-32-10-072922	7/29/2022	0.0024	J		< 0.04	U		< 0.0053	U		< 0.016	U		< 0.022	U		< 0.0050	U		< 0.0056	U		< 0.0047	U	
VMP-32	10	VMP-32-10-072922-DUP	7/29/2022	0.0026	J		< 0.035	U		< 0.0047	U		< 0.015	U		< 0.019	U		< 0.0044	U		< 0.0050	U		< 0.0042	U	
VMP-32	10	VMP-32-10-110822	11/8/2022	0.0033	J		< 0.037	U		< 0.0050	U		< 0.015	U		< 0.02	U		< 0.0047	U		< 0.0053	U		< 0.0044	U	
VMP-32	10	VMP-32-10-012323	1/23/2023	0.0028	J		< 0.038	U		< 0.0050	U		< 0.016	U		< 0.02	U		0.0032	J		< 0.0053	U		0.0085		
VMP-32	20	VMP-32-20-042822	4/28/2022	0.0030	J		< 0.037	U		< 0.0049	U		< 0.015	U		< 0.02	U		0.026			0.0039	J		0.091		
VMP-32	20	VMP-32-20-072922	7/29/2022	0.0026	J		< 0.038	U		< 0.0050	U		< 0.016	U		< 0.02	U		< 0.0047	U		< 0.0054	U		< 0.0045	U	
VMP-32	20	VMP-32-20-110822	11/8/2022	0.0023	J		< 0.037	U		< 0.0049	U		< 0.015	U		< 0.02	U		< 0.0046	U		< 0.0053	U		< 0.0044	U	
VMP-32	20	VMP-32-20-012323	1/23/2023	0.0025	J		< 0.039	U		< 0.0052	U		< 0.016	U		< 0.021	U		< 0.0049	U		< 0.0056	U		< 0.0046	U	
VMP-32	30	VMP-32-30-042822	4/28/2022	< 0.0055	U		< 0.039	U		< 0.0052	U		< 0.016	U		< 0.021	U		< 0.0049	U		< 0.0055	U		< 0.0046	U	
VMP-32	30	VMP-32-30-012323	1/23/2023	0.0028	J		< 0.036	U		< 0.0048	U		< 0.015	U		< 0.02	U		< 0.0046	U		< 0.0052	U		< 0.0043	U	
VMP-42	10	VMP-42-10-042822	4/28/2022	0.0030	J		< 0.036	U		< 0.0048	U		< 0.015	U		< 0.02	U		< 0.0046	U		< 0.0052	U		< 0.0043	U	
VMP-42	10	VMP-42-10-072822	7/28/2022	0.0024	J		< 0.037	U		< 0.0049	U		< 0.015	U		0.0064	J		< 0.0046	U		< 0.0052	U		< 0.0043	U	
VMP-42	10	VMP-42-10-110422	11/4/2022	0.0018	J		< 0.04	U		< 0.0053	U		< 0.016	U		< 0.022	U		0.0064			< 0.0056	U		0.016		
VMP-42	10	VMP-42-10-012023	1/20/2023	0.0024	J		< 0.035	U		< 0.0047	U		< 0.015	U		< 0.019	U		< 0.0044	U		< 0.0050	U		< 0.0042	U	
VMP-42	20	VMP-42-20-042822	4/28/2022	0.0024	J		< 0.037	U		< 0.0049	U		< 0.015	U		0.011	J		< 0.0046	U		< 0.0053	U		< 0.0044	U	
VMP-42	20	VMP-42-20-072822	7/28/2022	0.0024	J		< 0.036	U		< 0.0048	U		< 0.015	U		< 0.02	U		< 0.0046	U		< 0.0052	U		< 0.0043	U	
VMP-42	20	VMP-42-20-110422	11/4/2022	0.0031	J		< 0.046	U		< 0.0061	U		< 0.019	U		< 0.025	U		< 0.0057	U		< 0.0065	U		< 0.0054	U	
VMP-42	20	VMP-42-20-110422-DUP	11/4/2022	0.0023	J		< 0.04	U		< 0.0053	U		< 0.016	U		< 0.022	U		< 0.0050	U		0.0022	J		< 0.0047	U	
VMP-42	20	VMP-42-20-012023	1/20/2023	0.0024	J		< 0.036	U		< 0.0047	U		< 0.015	U		< 0.019	U		< 0.0044	U		< 0.0050	U		< 0.0042	U	
VMP-42	30	VMP-42-30-042822	4/28/2022	0.0030	J		< 0.035	U		< 0.0047	U		< 0.014	U		< 0.019	U		< 0.0044	U		< 0.0050	U		< 0.0041	U	
VMP-42	30	VMP-42-30-072822	7/28/2022	0.0026	J		< 0.04	U		< 0.0053	U		< 0.016	U		< 0.021	U		< 0.0049	U		< 0.0056	U		< 0.0047	U	
VMP-42	30	VMP-42-30-110422	11/4/2022	0.0026	J		< 0.038	U		< 0.0051	U		< 0.016	U		< 0.021	U		< 0.0048	U		< 0.0054	U		< 0.0045	U	
VMP-42	30	VMP-42-30-012023	1/20/2023	0.0025	J		< 0.035	U		< 0.0046	U		< 0.014	U		< 0.019	U		< 0.0044	U		< 0.0049	U		< 0.0041	U	
VMP-42	30	VMP-42-30-012023-DUP	1/20/2023	0.0028	J		< 0.035	U		< 0.0046	U		< 0.014	U		< 0.019	U		< 0.0044	U		< 0.0049	U		< 0.0041	U	
VMP-43	10	VMP-43-10-050222	5/2/2022	0.0025	J		< 0.032	U		< 0.0043	U		< 0.013	U		0.043			< 0.0040	U		< 0.0045	U		< 0.0038	U	
VMP-43	10	VMP-43-10-072822	7/28/2022	0.0026	J		< 0.038	U		< 0.0051	U		< 0.016	U		0.01	J		< 0.0048	U		< 0.0054	U		< 0.0045	U	
VMP-43	10	VMP-43-10-110422	11/4/2022	0.0027	J		< 0.038	U		< 0.0051	U		< 0.016	U		< 0.021	U		< 0.0048	U		< 0.0054	U		< 0.0045	U	
VMP-43	10	VMP-43-10-012023	1/20/2023	0.0025	J		< 0.035	U		< 0.0047	U		< 0.014	U		< 0.019	U		< 0.0044	U		< 0.0050	U		< 0.0041	U	
VMP-43	10	VMP-43-10-012023-DUP	1/20/2023	0.0026	J		< 0.034	U		< 0.0046	U		< 0.014	U		< 0.019	U		< 0.0043	U		< 0.0049	U		< 0.0040	U	
VMP-43	20	VMP-43-20-050222	5/2/2022	0.0032	J		< 0.037	U		< 0.0050	U		< 0.015	U		0.012	J		< 0.0047	U		< 0.0053	U		< 0.0044	U	
VMP-43	20	VMP-43-20-072822	7/28/2022	0.0024	J		0.0058	J		< 0.0050	U		< 0.015	U		< 0.02	U		< 0.0047	U		< 0.0053	U		< 0.0044	U	
VMP-43	20	VMP-43-20-072822-DUP	7/28/2022	0.0025	J		< 0.037	U		< 0.0049	U		< 0.015	U		< 0.02	U		< 0.0046	U		< 0.0053	U		< 0.0044	U	
VMP-43	20	VMP-43-20-110422	11/4/2022	0.0026	J		< 0.038	U		< 0.0051	U		< 0.016	U		< 0.021	U		< 0.0048	U		< 0.0054	U		< 0.0045	U	
VMP-43	20	VMP-43-20-110422-DUP	11/4/2022	0.0027	J		< 0.04	U		< 0.0053	U		< 0.017	U		< 0.022	U		< 0.0050	U		< 0.0057	U		< 0.0047	U	
VMP-43	20	VMP-43-20-012023	1/20/2023	0.0026	J		< 0.036	U		< 0.0048	U		< 0.015	U		< 0.019	U		< 0.0045	U		< 0.0051	U		< 0.0042	U	

TABLE 5
HISTORICAL SUMMARY OF SOIL VAPOR ANALYTICAL DETECTIONS AND SCREENING RESULTS: VILLAGE - VOCS

Location	Depth	Sample ID	Sample Date	Dichlorodifluoromethane			Dichloromethane (Methylene Chloride)			1,2-Dichloropropane			1,4-Dioxane			Ethanol			Ethylbenzene			4-Ethyltoluene			Heptane		
				270			5.6			0.31			0.22						1.3								
				Result (mg/m3)	Lab Quals	AECOM Quals	Result (mg/m3)	Lab Quals	AECOM Quals	Result (mg/m3)	Lab Quals	AECOM Quals	Result (mg/m3)	Lab Quals	AECOM Quals	Result (mg/m3)	Lab Quals	AECOM Quals	Result (mg/m3)	Lab Quals	AECOM Quals	Result (mg/m3)	Lab Quals	AECOM Quals	Result (mg/m3)	Lab Quals	AECOM Quals
VMP-43	30	VMP-43-30-050222	5/2/2022	0.0031	J		< 0.037	U		< 0.0049	U		< 0.015	U		0.03			< 0.0046	U		< 0.0053	U		< 0.0044	U	
VMP-43	30	VMP-43-30-050222-DUP	5/2/2022	0.0025	J		< 0.038	U		< 0.0050	U		0.0020	J		0.022			< 0.0047	U		< 0.0054	U		< 0.0045	U	
VMP-43	30	VMP-43-30-072822	7/28/2022	0.0026	J		< 0.038	U		< 0.0051	U		< 0.016	U		< 0.021	U		< 0.0048	U		< 0.0054	U		< 0.0045	U	
VMP-43	30	VMP-43-30-110422	11/4/2022	0.0026	J		< 0.04	U		< 0.0053	U		< 0.016	U		< 0.022	U		< 0.0050	U		< 0.0056	U		< 0.0047	U	
VMP-43	30	VMP-43-30-012023	1/20/2023	0.0025	J		< 0.032	U		< 0.0043	U		< 0.013	U		< 0.018	U		< 0.0040	U		< 0.0046	U		< 0.0038	U	
VMP-45	10	VMP-45-10-050222	5/2/2022	0.0028	J		< 0.039	U		< 0.0052	U		< 0.016	U		0.096		J	< 0.0049	U		< 0.0056	U		< 0.0046	U	
VMP-45	10	VMP-45-10-050222-DUP	5/2/2022	0.0025	J		< 0.039	U		< 0.0052	U		< 0.016	U		< 0.021	U	UJ	< 0.0049	U		< 0.0055	U		< 0.0046	U	
VMP-45	10	VMP-45-10-072522	7/25/2022	0.0024	J		< 0.039	U		< 0.0052	U		0.0043	J		0.0083	J		< 0.0049	U		< 0.0055	U		< 0.0046	U	
VMP-45	10	VMP-45-10-110722	11/7/2022	0.0032	J		< 0.037	U		< 0.0049	U		< 0.015	U		< 0.02	U		< 0.0046	U		< 0.0052	U		< 0.0043	U	
VMP-45	10	VMP-45-10-012023	1/20/2023	0.0026	J		< 0.036	U		< 0.0048	U		< 0.015	U		< 0.019	U		< 0.0045	U		< 0.0051	U		< 0.0042	U	
VMP-45	20	VMP-45-20-050222	5/2/2022	0.0026	J		< 0.038	U		< 0.0051	U		< 0.016	U		< 0.021	U		< 0.0048	U		< 0.0054	U		< 0.0045	U	
VMP-45	20	VMP-45-20-072522	7/25/2022	0.0024	J		< 0.042	U		< 0.0056	U		< 0.017	U		< 0.023	U		< 0.0052	U		< 0.0059	U		< 0.0049	U	
VMP-45	20	VMP-45-20-110722	11/7/2022	0.0034	J		< 0.038	U		< 0.0050	U		< 0.016	U		< 0.02	U		< 0.0047	U		< 0.0053	U		< 0.0044	U	
VMP-45	20	VMP-45-20-012023	1/20/2023	0.0023	J		< 0.037	U		< 0.0049	U		< 0.015	U		< 0.02	U		< 0.0046	U		< 0.0053	U		< 0.0044	U	
VMP-45	30	VMP-45-30-050222	5/2/2022	0.0023	J		< 0.037	U		< 0.0049	U		< 0.015	U		< 0.02	U		< 0.0046	U		< 0.0052	U		< 0.0044	U	
VMP-45	30	VMP-45-30-072522	7/25/2022	0.0029	J		< 0.04	U		< 0.0053	U		< 0.016	U		< 0.021	U		< 0.0049	U		< 0.0056	U		< 0.0047	U	
VMP-45	30	VMP-45-30-110722	11/7/2022	0.0028	J		< 0.037	U		< 0.0049	U		< 0.015	U		< 0.02	U		< 0.0046	U		< 0.0052	U		< 0.0043	U	
VMP-45	30	VMP-45-30-012023	1/20/2023	0.0029	J		< 0.034	U		< 0.0046	U		< 0.014	U		< 0.019	U		< 0.0043	U		< 0.0049	U		< 0.0040	U	
VMP-47	5	VMP-47-5-050522	5/5/2022	0.0030	J		< 0.038	U		< 0.0051	U		< 0.016	U		< 0.021	U		< 0.0048	U		< 0.0054	U		< 0.0045	U	
VMP-47	5	VMP-47-5-080222	8/2/2022	0.0025	J		< 0.039	U		< 0.0052	U		< 0.016	U		< 0.021	U		< 0.0049	U		< 0.0056	U		< 0.0046	U	
VMP-47	5	VMP-47-5-110822	11/8/2022	0.0023	J		< 0.033	U		< 0.0044	U		< 0.014	U		< 0.018	U		< 0.0042	U		< 0.0047	U		< 0.0039	U	
VMP-47	5	VMP-47-5-012323	1/23/2023	0.0024	J		< 0.037	U		< 0.0049	U		< 0.015	U		< 0.02	U	UJ	< 0.0046	U		< 0.0052	U		< 0.0044	U	
VMP-47	10	VMP-47-10-050522	5/5/2022	0.0027	J		< 0.038	U		< 0.0050	U		< 0.016	U		< 0.02	U		< 0.0047	U		< 0.0053	U		< 0.0044	U	
VMP-47	10	VMP-47-10-080222	8/2/2022	0.0025	J		< 0.038	U		< 0.0050	U		< 0.016	U		< 0.02	U		< 0.0047	U		< 0.0053	U		< 0.0044	U	
VMP-47	10	VMP-47-10-080222-DUP	8/2/2022	0.0025	J		< 0.037	U		< 0.0049	U		< 0.015	U		< 0.02	U		< 0.0046	U		< 0.0053	U		< 0.0044	U	
VMP-47	10	VMP-47-10-110822	11/8/2022	0.0027	J		< 0.037	U		< 0.0049	U		< 0.015	U		< 0.02	U		< 0.0046	U		< 0.0052	U		< 0.0043	U	
VMP-47	10	VMP-47-10-012323	1/23/2023	0.0022	J		< 0.034	U		< 0.0046	U		< 0.014	U		< 0.019	U	UJ	< 0.0043	U		< 0.0049	U		< 0.0040	U	
VMP-47	20	VMP-47-20-050522	5/5/2022	0.0032	J		< 0.037	U		< 0.0049	U		< 0.015	U		< 0.02	U		< 0.0046	U		< 0.0053	U		< 0.0044	U	
VMP-47	20	VMP-47-20-080222	8/2/2022	0.0056			< 0.037	U		< 0.0049	U		< 0.015	U		0.022			< 0.0046	U		< 0.0052	U		< 0.0043	U	
VMP-47	20	VMP-47-20-110822	11/8/2022	0.0028	J		< 0.034	U		< 0.0046	U		< 0.014	U		< 0.018	U		< 0.0043	U		< 0.0048	U		< 0.0040	U	
VMP-47	20	VMP-47-20-012323	1/23/2023	0.0023	J		< 0.035	U		< 0.0046	U		< 0.014	U		< 0.019	U	UJ	< 0.0044	U		< 0.0049	U		< 0.0041	U	
VMP-47	20	VMP-47-20-012323-DUP	1/23/2023	0.0021	J		< 0.036	U		< 0.0048	U		< 0.015	U		< 0.02	U	UJ	< 0.0046	U		< 0.0052	U		< 0.0043	U	
VMP-47	30	VMP-47-30-050522	5/5/2022	< 0.0059	U		< 0.042	U		< 0.0055	U		< 0.017	U		< 0.022	U		< 0.0052	U		< 0.0059	U		< 0.0049	U	
VMP-47	30	VMP-47-30-080222	8/2/2022	0.0027	J		< 0.037	U		< 0.0050	U		< 0.015	U		< 0.02	U		0.0016	J		< 0.0053	U		0.0020	J	
VMP-47	30	VMP-47-30-110822	11/8/2022	0.0023	J		< 0.036	U		< 0.0048	U		< 0.015	U		< 0.02	U		< 0.0046	U		< 0.0052	U		< 0.0043	U	
VMP-47	30	VMP-47-30-012323	1/23/2023	0.0018	J		< 0.036	U		< 0.0047	U		< 0.015	U		< 0.019	U	UJ	< 0.0044	U		< 0.0050	U		< 0.0042	U	
VMP-48	5	VMP-48-5-042922	4/29/2022	0.0030	J		< 0.034	U		< 0.0046	U		< 0.014	U		0.0087	J		< 0.0043	U		< 0.0049	U		< 0.0041	U	
VMP-48	5	VMP-48-5-072922	7/29/2022	0.0050	J		< 0.04	U		< 0.0053	U		< 0.016	U		< 0.021	U		< 0.0049	U		< 0.0056	U		< 0.0047	U	
VMP-48	5	VMP-48-5-110222	11/2/2022	0.0028	J		< 0.044	U		< 0.0058	U		< 0.018	U		< 0.024	U		< 0.0054	U		< 0.0062	U		< 0.0051	U	
VMP-48	5	VMP-48-5-012423	1/24/2023	0.0029	J		< 0.034	U		< 0.0046	U		< 0.014	U		< 0.019	U		< 0.0043	U		< 0.0049	U		< 0.0041	U	
VMP-48	10	VMP-48-10-042922	4/29/2022	0.0030	J		< 0.037	U		< 0.0049	U		< 0.015	U		0.023			< 0.0046	U		< 0.0052	U		< 0.0044	U	
VMP-48	10	VMP-48-10-042922-DUP	4/29/2022	< 0.0052	U		< 0.037	U		< 0.0049	U		0.0019	J		0.011	J		< 0.0046	U		< 0.0052	U		< 0.0043	U	
VMP-48	10	VMP-48-10-072922	7/29/2022	0.0026	J		< 0.038	U		< 0.0050	U		< 0.016	U		0.02	J		< 0.0047	U		< 0.0054	U		< 0.0045	U	
VMP-48	10	VMP-48-10-110222	11/2/2022	0.0027	J		< 0.04	U		< 0.0054	U		0.00086	J		< 0.022	U		< 0.0050	U		< 0.0057	U		< 0.0048	U	
VMP-48	10	VMP-48-10-012423	1/24/2023	0.0028	J		< 0.034	U		< 0.0046	U		< 0.014	U		< 0.018	U		< 0.0043	U		< 0.0048	U		< 0.0040	U	
VMP-48	20	VMP-48-20-042922	4/29/2022	0.0028	J		< 0.038	U		< 0.0050	U		< 0.016	U		< 0.02	U		< 0.0047	U		< 0.0053	U		< 0.0044	U	
VMP-48	20	VMP-48-20-072922	7/29/2022	0.0027	J		< 0.04	U		< 0.0054	U		< 0.017	U		< 0.022	J	U	< 0.0050	U		< 0.0057	U		< 0.0048	U	
VMP-48	20	VMP-48-20-110222	11/2/2022	0.0030	J		< 0.037	U		< 0.0049	U		< 0.015	U		0.0096	J		< 0.0046	U		< 0.0052	U		< 0.0043	U	
VMP-48	20	VMP-48-20-012423	1/24/2023	0.0030	J		< 0.035	U		< 0.0047	U		< 0.014	U		< 0.019	U		< 0.0044	U		< 0.0050	U		< 0.0041	U	
VMP-48	30	VMP-48-30-042922	4/29/2022	0.0029	J		< 0.035	U		< 0.0046	U		< 0.014	U		0.012	J		< 0.0044	U		< 0.0049	U		< 0.0041	U	
VMP-48	30	VMP-48-30-072922	7/29/2022	0.0024	J		< 0.038	U		< 0.0051	U		< 0.016	U		0.02	J		< 0.0048	U		< 0.0054	U		< 0.0045	U	
VMP-48	30	VMP-48-30-110222	11/2/2022	0.0025	J		< 0.041	U		< 0.0054	U		< 0.017	U		< 0.022	U		< 0.0051	U		< 0.0058	U		< 0.0048	U	
VMP-48	30	VMP-48-30-012423	1/24/2023	0.0030	J		< 0.035	U		< 0.0046	U		< 0.014	U		< 0.019	U		< 0.0043	U		< 0.0049	U		< 0.0041	U	

TABLE 5
HISTORICAL SUMMARY OF SOIL VAPOR ANALYTICAL DETECTIONS AND SCREENING RESULTS: VILLAGE - VOCS

Location	Depth	Sample ID	Sample Date	Dichlorodifluoromethane			Dichloromethane (Methylene Chloride)			1,2-Dichloropropane			1,4-Dioxane			Ethanol			Ethylbenzene			4-Ethyltoluene			Heptane		
				270			5.6			0.31			0.22						1.3								
				Result (mg/m3)	Lab Quals	AECOM Quals	Result (mg/m3)	Lab Quals	AECOM Quals	Result (mg/m3)	Lab Quals	AECOM Quals	Result (mg/m3)	Lab Quals	AECOM Quals	Result (mg/m3)	Lab Quals	AECOM Quals	Result (mg/m3)	Lab Quals	AECOM Quals	Result (mg/m3)	Lab Quals	AECOM Quals	Result (mg/m3)	Lab Quals	AECOM Quals
VMP-49	5	VMP-49-5-050422	5/4/2022	0.0031	J		< 0.041	U		< 0.0055	U		< 0.017	U		< 0.022	U		< 0.0051	U		< 0.0058	U		< 0.0048	U	
VMP-49	5	VMP-49-5-080122	8/1/2022	0.0024	J		< 0.042	U		< 0.0055	U		< 0.017	U		< 0.022	U		< 0.0052	U		< 0.0059	U		< 0.0049	U	
VMP-49	5	VMP-49-5-080122-DUP	8/1/2022	0.0025	J		< 0.04	U		< 0.0053	U		< 0.017	U		< 0.022	U		< 0.0050	U		< 0.0057	U		< 0.0047	U	
VMP-49	5	VMP-49-5-111122	11/11/2022	0.0022	J		< 0.036	U		< 0.0048	U		< 0.015	U		< 0.02	U		< 0.0045	U		< 0.0051	U		< 0.0043	U	
VMP-49	5	VMP-49-5-012723	1/27/2023	0.0034	J		< 0.038	U		< 0.0051	U		< 0.016	U		< 0.021	U		< 0.0048	U		< 0.0054	U		< 0.0045	U	
VMP-49	10	VMP-49-10-050422	5/4/2022	0.0026	J		< 0.038	U		< 0.0050	U		< 0.016	U		< 0.02	U		< 0.0047	U		< 0.0053	U		< 0.0044	U	
VMP-49	10	VMP-49-10-080122	8/1/2022	0.0023	J		< 0.041	U		< 0.0054	U		< 0.017	U		< 0.022	U		< 0.0051	U		< 0.0058	U		< 0.0048	U	
VMP-49	10	VMP-49-10-111122	11/11/2022	0.0026	J		< 0.037	U		< 0.0050	U		< 0.015	U		< 0.02	U		< 0.0047	U		< 0.0053	U		< 0.0044	U	
VMP-49	10	VMP-49-10-012723	1/27/2023	0.0029	J		< 0.038	U		< 0.0051	U		< 0.016	U		< 0.021	U		< 0.0048	U		< 0.0054	U		< 0.0045	U	
VMP-49	20	VMP-49-20-050422	5/4/2022	0.0026	J		< 0.038	U		< 0.0051	U		< 0.016	U		< 0.021	U		< 0.0048	U		< 0.0054	U		< 0.0045	U	
VMP-49	20	VMP-49-20-080122	8/1/2022	< 0.0060	U		< 0.042	U		< 0.0056	U		< 0.017	U		< 0.023	U		< 0.0052	U		< 0.0059	U		< 0.0050	U	
VMP-49	20	VMP-49-20-111122	11/11/2022	0.0024	J		< 0.036	U		< 0.0048	U		< 0.015	U		< 0.02	U		< 0.0045	U		< 0.0051	U		< 0.0043	U	
VMP-49	20	VMP-49-20-012723	1/27/2023	0.0030	J		< 0.038	U		< 0.0050	U		< 0.016	U		< 0.02	U		< 0.0047	U		< 0.0054	U		< 0.0045	U	
VMP-49	30	VMP-49-30-050422	5/4/2022	0.0031	J		< 0.038	U		< 0.0050	U		< 0.016	U		< 0.02	U		< 0.0047	U		< 0.0053	U		< 0.0044	U	
VMP-49	30	VMP-49-30-080122	8/1/2022	0.0026	J		< 0.042	U		< 0.0057	U		< 0.018	U		< 0.023	U		0.0064			0.01			0.0047	J	
VMP-49	30	VMP-49-30-111122	11/11/2022	0.0027	J		< 0.033	U		< 0.0044	U		< 0.014	U		< 0.018	U		< 0.0041	U		< 0.0046	U		< 0.0039	U	
VMP-49	30	VMP-49-30-012723	1/27/2023	0.0026	J		< 0.037	U		< 0.0049	U		< 0.015	U		< 0.02	U		< 0.0046	U		< 0.0052	U		< 0.0044	U	
VMP-50	5	VMP-50-5-050522	5/5/2022	0.0031	J		< 0.034	U		< 0.0045	U		< 0.014	U		< 0.018	U		< 0.0042	U		0.0028	J		0.0018	J	
VMP-50	5	VMP-50-5-072622	7/26/2022	0.0031	J		< 0.036	U		< 0.0048	U		< 0.015	U		< 0.02	U		< 0.0045	U		< 0.0051	U		< 0.0042	U	
VMP-50	5	VMP-50-5-110322	11/3/2022	0.0034	J		< 0.04	U		< 0.0053	U		< 0.017	U		< 0.022	U		< 0.0050	U		< 0.0057	U		< 0.0047	U	
VMP-50	5	VMP-50-5-012323	1/23/2023	0.0024	J		< 0.034	U		< 0.0046	U		< 0.014	U		< 0.018	U		< 0.0043	U		< 0.0048	U		< 0.0040	U	
VMP-50	5	VMP-50-5-012323-DUP	1/23/2023	0.0028	J		< 0.036	U		< 0.0048	U		< 0.015	U		< 0.02	U		< 0.0045	U		< 0.0051	U		< 0.0043	U	
VMP-50	10	VMP-50-10-050522	5/5/2022	0.0026	J		< 0.033	U		< 0.0044	U		< 0.014	U		< 0.018	U		< 0.0041	U		< 0.0047	U		< 0.0039	U	
VMP-50	10	VMP-50-10-050522-DUP	5/5/2022	0.0028	J		< 0.033	U		< 0.0044	U		< 0.014	U		< 0.018	U		< 0.0041	U		< 0.0046	U		< 0.0039	U	
VMP-50	10	VMP-50-10-072622	7/26/2022	0.0030	J		< 0.035	U		< 0.0047	U		< 0.015	U		< 0.019	U		< 0.0044	U		< 0.0050	U	UJ	< 0.0042	U	
VMP-50	10	VMP-50-10-072622-DUP	7/26/2022	0.0029	J		< 0.036	U		< 0.0047	U		< 0.015	U		< 0.019	U		< 0.0044	U		0.013		J	< 0.0042	U	
VMP-50	10	VMP-50-10-110322	11/3/2022	0.0033	J		< 0.039	U		< 0.0052	U		< 0.016	U		< 0.021	U		< 0.0049	U		< 0.0056	U		< 0.0046	U	
VMP-50	10	VMP-50-10-110322-DUP	11/3/2022	0.0035	J		< 0.038	U		< 0.0050	U		< 0.016	U		< 0.02	U		< 0.0047	U		< 0.0053	U		< 0.0044	U	
VMP-50	10	VMP-50-10-012323	1/23/2023	0.0023	J		< 0.035	U		< 0.0047	U		< 0.014	U		< 0.019	U		< 0.0044	U		< 0.0050	U		< 0.0041	U	
VMP-50	20	VMP-50-20-050522	5/5/2022	0.0020	J		< 0.034	U		< 0.0045	U		< 0.014	U		0.0074	J		< 0.0042	U		0.0025	J		< 0.0040	U	
VMP-50	20	VMP-50-20-072622	7/26/2022	0.0026	J		< 0.038	U		< 0.0051	U		< 0.016	U		< 0.021	U		< 0.0048	U		< 0.0054	U		< 0.0045	U	
VMP-50	20	VMP-50-20-110322	11/3/2022	0.0031	J		< 0.037	U		< 0.0049	U		< 0.015	U		< 0.02	U		< 0.0046	U		< 0.0053	U		< 0.0044	U	
VMP-50	20	VMP-50-20-012323	1/23/2023	0.0024	J		< 0.035	U		< 0.0047	U		< 0.015	U		< 0.019	U		< 0.0044	U		< 0.0050	U		< 0.0042	U	
VMP-50	30	VMP-50-30-050522	5/5/2022	< 0.04	U		< 0.28	U		< 0.038	U		< 0.12	U		< 0.15	U		< 0.035	U		< 0.04	U		< 0.033	U	
VMP-50	30	VMP-50-30-072622	7/26/2022	< 0.016	U		< 0.11	U		< 0.015	U		< 0.046	U		< 0.06	U		< 0.014	U		< 0.016	U		< 0.013	U	
VMP-50	30	VMP-50-30-110322	11/3/2022	0.0035	J		< 0.04	U		< 0.0053	U		< 0.017	U		< 0.022	U		< 0.0050	U		< 0.0057	U		< 0.0047	U	
VMP-50	30	VMP-50-30-012323	1/23/2023	0.0028	J		< 0.035	U		< 0.0047	U		< 0.015	U		< 0.019	U		< 0.0044	U		< 0.0050	U		< 0.0042	U	
VMP-51	5	VMP-51-5-042822	4/28/2022	0.0029	J		< 0.036	U		< 0.0048	U		< 0.015	U		< 0.019	U		< 0.0045	U		< 0.0051	U		< 0.0042	U	
VMP-51	5	VMP-51-5-072522	7/25/2022	0.0027	J		< 0.038	U		< 0.0050	U		< 0.016	U		< 0.02	U		< 0.0047	U		< 0.0053	U		< 0.0044	U	
VMP-51	5	VMP-51-5-110322	11/3/2022	0.0034	J		0.0048	J		< 0.0054	U		< 0.017	U		< 0.022	U		0.0046	J		0.0018	J		0.0043	J	
VMP-51	5	VMP-51-5-012423	1/24/2023	0.0032	J		< 0.034	U		< 0.0045	U		< 0.014	U		< 0.018	U		< 0.0042	U		< 0.0048	U		< 0.0040	U	
VMP-51	10	VMP-51-10-042822	4/28/2022	0.0031	J		< 0.036	U		< 0.0048	U		< 0.015	U		< 0.019	U		< 0.0045	U		< 0.0051	U		< 0.0042	U	
VMP-51	10	VMP-51-10-072522	7/25/2022	0.0052	J		< 0.038	U		< 0.0050	U		< 0.016	U		0.014	J		0.0026	J		0.0048	J		0.0032	J	
VMP-51	10	VMP-51-10-110322	11/3/2022	0.0032	J		< 0.04	U		< 0.0053	U		< 0.016	U		< 0.022	U		< 0.0050	U		< 0.0056	U		< 0.0047	U	
VMP-51	10	VMP-51-10-012423	1/24/2023	0.0029	J		< 0.034	U		< 0.0046	U		< 0.014	U		< 0.019	U		< 0.0043	U		< 0.0049	U		< 0.0040	U	
VMP-51	20	VMP-51-20-042822	4/28/2022	0.0028	J		< 0.036	U		< 0.0048	U		< 0.015	U		< 0.019	U		< 0.0045	U		< 0.0051	U		< 0.0042	U	
VMP-51	20	VMP-51-20-072522	7/25/2022	0.0038	J		< 0.038	U		< 0.0051	U		< 0.016	U		< 0.021	U		< 0.0048	U		< 0.0054	U		< 0.0045	U	
VMP-51	20	VMP-51-20-110322	11/3/2022	0.0033	J		< 0.041	U		< 0.0054	U		< 0.017	U		< 0.022	U		< 0.0051	U		< 0.0058	U		< 0.0048	U	
VMP-51	20	VMP-51-20-012423	1/24/2023	0.0029	J		< 0.036	U		< 0.0048	U		< 0.015	U		< 0.02	U		< 0.0045	U		< 0.0051	U		< 0.0042	U	
VMP-51	20	VMP-51-20-012423-DUP	1/24/2023	0.0028	J		< 0.036	U		< 0.0047	U		< 0.015	U		< 0.019	U		< 0.0044	U		< 0.0050	U		< 0.0042	U	
VMP-51	30	VMP-51-30-042822	4/28/2022	0.0029	J		< 0.037	U		< 0.0049	U		< 0.015	U		< 0.02	U		< 0.0046	U		< 0.0053	U		< 0.0044	U	
VMP-51	30	VMP-51-30-072522	7/25/2022	0.0032	J		< 0.041	U		< 0.0055	U		< 0.017	U		< 0.022	U		< 0.0052	U		< 0.0058	U		< 0.0049	U	
VMP-51	30	VMP-51-30-110322	11/3/2022	0.0036	J		< 0.038	U		< 0.0051	U		< 0.016	U		< 0.021	U		< 0.0048	U		< 0.0054	U		< 0.0045	U	
VMP-51	30	VMP-51-30-110322-DUP	11/3/2022	0.0037	J		< 0.039	U		< 0.0052	U		< 0.016	U		< 0.021	U		< 0.0049	U		< 0.0056	U		< 0.0046	U	
VMP-51	30	VMP-51-30-012423	1/24/2023	0.0027	J		< 0.035	U		< 0.0047	U		< 0.014	U		< 0.019	U		< 0.0044	U		< 0.0050	U		< 0.0041	U	

TABLE 5
HISTORICAL SUMMARY OF SOIL VAPOR ANALYTICAL DETECTIONS AND SCREENING RESULTS: VILLAGE - VOCS

Location	Depth	Sample ID	Sample Date	Dichlorodifluoromethane			Dichloromethane (Methylene Chloride)			1,2-Dichloropropane			1,4-Dioxane			Ethanol			Ethylbenzene			4-Ethyltoluene			Heptane		
				270			5.6			0.31			0.22						1.3								
				Result (mg/m3)	Lab Quals	AECOM Quals	Result (mg/m3)	Lab Quals	AECOM Quals	Result (mg/m3)	Lab Quals	AECOM Quals	Result (mg/m3)	Lab Quals	AECOM Quals	Result (mg/m3)	Lab Quals	AECOM Quals	Result (mg/m3)	Lab Quals	AECOM Quals	Result (mg/m3)	Lab Quals	AECOM Quals	Result (mg/m3)	Lab Quals	AECOM Quals
VMP-52	5	VMP-52-5-042822	4/28/2022	0.0030	J		< 0.036	U		< 0.0047	U		< 0.015	U		< 0.019	U		< 0.0044	U		< 0.0050	U		< 0.0042	U	
VMP-52	5	VMP-52-5-110722	11/7/2022	0.0036	J		< 0.039	U		< 0.0052	U		< 0.016	U		< 0.021	U		< 0.0049	U		< 0.0056	U		< 0.0046	U	
VMP-52	5	VMP-52-5-012423	1/24/2023	0.0029	J		< 0.035	U		< 0.0047	U		< 0.015	U		< 0.019	U		< 0.0044	U		< 0.0050	U		< 0.0042	U	
VMP-52	10	VMP-52-10-042822	4/28/2022	0.0030	J		< 0.038	U		< 0.0051	U		< 0.016	U		< 0.021	U		0.024			0.0031	J		0.1		
VMP-52	10	VMP-52-10-110722	11/7/2022	0.0038	J		< 0.04	U		< 0.0053	U		< 0.016	U		< 0.021	U		< 0.0049	U		< 0.0056	U		< 0.0047	U	
VMP-52	10	VMP-52-10-012423	1/24/2023	0.0030	J		< 0.035	U		< 0.0046	U		< 0.014	U		< 0.019	U		< 0.0043	U		< 0.0049	U		< 0.0041	U	
VMP-52	20	VMP-52-20-042822	4/28/2022	0.0035	J		< 0.038	U		< 0.0050	U		< 0.016	U		< 0.02	U		< 0.0047	U		< 0.0054	U		< 0.0045	U	
VMP-52	20	VMP-52-20-072622	7/26/2022	0.0028	J		< 0.035	U		< 0.0046	U		< 0.014	U		< 0.019	U		< 0.0043	U		< 0.0049	U		< 0.0041	U	
VMP-52	20	VMP-52-20-110722	11/7/2022	0.0039	J		< 0.041	U		< 0.0054	U		< 0.017	U		< 0.022	U		< 0.0051	U		< 0.0058	U		< 0.0048	U	
VMP-52	20	VMP-52-20-012423	1/24/2023	0.0027	J		< 0.035	U		< 0.0047	U		< 0.014	U		< 0.019	U		< 0.0044	U		< 0.0050	U		< 0.0041	U	
VMP-52	20	VMP-52-20-012423-DUP	1/24/2023	0.0034	J		< 0.037	U		< 0.0049	U		< 0.015	U		< 0.02	U		< 0.0046	U		< 0.0052	U		< 0.0044	U	
VMP-52	30	VMP-52-30-042822	4/28/2022	0.0032	J		< 0.038	U		< 0.0050	U		< 0.016	U		< 0.02	U		< 0.0047	U		< 0.0054	U		< 0.0045	U	
VMP-52	30	VMP-52-30-072622	7/26/2022	0.0022	J		< 0.037	U		< 0.0049	U		< 0.015	U		0.013	J		< 0.0046	U		< 0.0052	U		< 0.0043	U	
VMP-52	30	VMP-52-30-072622-DUP	7/26/2022	0.0029	J		< 0.036	U		< 0.0048	U		< 0.015	U		< 0.02	U		< 0.0046	U		< 0.0052	U		< 0.0043	U	
VMP-52	30	VMP-52-30-110722	11/7/2022	0.0042	J		< 0.039	U		< 0.0052	U		< 0.016	U		0.0090	J		< 0.0049	U		< 0.0055	U		< 0.0046	U	
VMP-52	30	VMP-52-30-012423	1/24/2023	0.0024	J		< 0.034	U		< 0.0046	U		< 0.014	U		< 0.018	U		< 0.0043	U		< 0.0048	U		< 0.0040	U	
VMP-53	5	VMP-53-5-042722	4/27/2022	0.0030	J		< 0.037	U		< 0.0049	U		< 0.015	U		< 0.02	U		< 0.0046	U		< 0.0052	U		< 0.0043	U	
VMP-53	5	VMP-53-5-072222	7/22/2022	0.0023	J		< 0.038	U		< 0.0051	U		< 0.016	U		< 0.021	U		< 0.0048	U		< 0.0054	U		< 0.0045	U	
VMP-53	5	VMP-53-5-111122	11/11/2022	0.0022	J		< 0.033	U		< 0.0044	U		< 0.014	U		< 0.018	U		< 0.0041	U		< 0.0047	U		< 0.0039	U	
VMP-53	5	VMP-53-5-011823	1/18/2023	0.0022	J		< 0.036	U		< 0.0048	U		< 0.015	U		< 0.02	U		< 0.0045	U		< 0.0051	U		< 0.0042	U	
VMP-53	10	VMP-53-10-042722	4/27/2022	0.0026	J		< 0.036	U		< 0.0048	U		< 0.015	U		< 0.02	U		< 0.0045	U		< 0.0051	U		< 0.0043	U	
VMP-53	10	VMP-53-10-072222	7/22/2022	0.0026	J		< 0.04	U		< 0.0053	U		< 0.016	U		0.0074	J		< 0.0050	U		< 0.0056	U		< 0.0047	U	
VMP-53	10	VMP-53-10-111122	11/11/2022	0.0024	J		< 0.038	U		< 0.0050	U		< 0.016	U		< 0.02	U		< 0.0047	U		< 0.0053	U		< 0.0044	U	
VMP-53	10	VMP-53-10-011823	1/18/2023	0.0020	J		< 0.037	U		< 0.0049	U		< 0.015	U		< 0.02	U		< 0.0046	U		< 0.0053	U		< 0.0044	U	
VMP-53	20	VMP-53-20-042722	4/27/2022	0.0028	J		< 0.037	U		< 0.0049	U		< 0.015	U		< 0.02	U		< 0.0046	U		< 0.0052	U		< 0.0044	U	
VMP-53	20	VMP-53-20-072222	7/22/2022	0.0023	J		< 0.039	U		< 0.0052	U		< 0.016	U		0.0094	J		< 0.0049	U		< 0.0055	U		< 0.0046	U	
VMP-53	20	VMP-53-20-111122	11/11/2022	0.0023	J		< 0.035	U		< 0.0047	U		< 0.015	U		< 0.019	U		< 0.0044	U		< 0.0050	U		< 0.0042	U	
VMP-53	20	VMP-53-20-011823	1/18/2023	0.0019	J		< 0.034	U		< 0.0046	U		< 0.014	U		< 0.019	U		< 0.0043	U		< 0.0049	U		< 0.0040	U	
VMP-53	30	VMP-53-30-042722	4/27/2022	0.0023	J		< 0.039	U		< 0.0052	U		< 0.016	U		< 0.021	U		< 0.0049	U		< 0.0055	U		< 0.0046	U	
VMP-53	30	VMP-53-30-072222	7/22/2022	< 0.0058	U		< 0.041	U		< 0.0054	U		< 0.017	U		< 0.022	U		< 0.0051	U		< 0.0058	U		< 0.0048	U	
VMP-53	30	VMP-53-30-111122	11/11/2022	0.0023	J		< 0.037	U		< 0.0049	U		< 0.015	U		< 0.02	U		< 0.0046	U		< 0.0052	U		< 0.0043	U	
VMP-53	30	VMP-53-30-011823	1/18/2023	0.0019	J		< 0.036	U		< 0.0048	U		< 0.015	U		< 0.019	U		< 0.0045	U		< 0.0051	U		< 0.0042	U	
VMP-54	5	VMP-54-5-042722	4/27/2022	0.0028	J		< 0.035	U		< 0.0047	U		< 0.015	U		0.0087	J		< 0.0044	U		< 0.0050	U		< 0.0042	U	
VMP-54	5	VMP-54-5-072222	7/22/2022	0.0026	J		< 0.037	U		< 0.0049	U		< 0.015	U		< 0.02	U		< 0.0046	U		< 0.0053	U		< 0.0044	U	
VMP-54	5	VMP-54-5-110822	11/8/2022	0.0026	J		< 0.034	U		< 0.0046	U		< 0.014	U		< 0.019	U		< 0.0043	U		< 0.0049	U		< 0.0041	U	
VMP-54	5	VMP-54-5-011823	1/18/2023	0.0022	J		< 0.036	U		< 0.0048	U		< 0.015	U		< 0.019	U		< 0.0045	U		< 0.0051	U		< 0.0042	U	
VMP-54	10	VMP-54-10-042722	4/27/2022	0.0028	J		< 0.038	U		< 0.0050	U		< 0.016	U		< 0.02	U		< 0.0047	U		< 0.0053	U		< 0.0044	U	
VMP-54	10	VMP-54-10-072222	7/22/2022	0.0024	J		< 0.039	U		< 0.0052	U		< 0.016	U		< 0.021	U		< 0.0049	U		< 0.0056	U		< 0.0046	U	
VMP-54	10	VMP-54-10-110822	11/8/2022	0.0025	J		< 0.034	U		< 0.0046	U		< 0.014	U		< 0.018	U		< 0.0043	U		< 0.0048	U		< 0.0040	U	
VMP-54	10	VMP-54-10-011823	1/18/2023	0.0023	J		< 0.034	U		< 0.0045	U		< 0.014	U		< 0.018	U		< 0.0042	U		< 0.0048	U		< 0.0040	U	
VMP-54	20	VMP-54-20-042722	4/27/2022	0.0027	J		< 0.038	U		< 0.0051	U		< 0.016	U		0.023			< 0.0048	U		< 0.0054	U		< 0.0045	U	
VMP-54	20	VMP-54-20-072222	7/22/2022	0.0028	J		< 0.037	U		< 0.0049	U		< 0.015	U		< 0.02	U		< 0.0046	U		< 0.0052	U		< 0.0043	U	
VMP-54	20	VMP-54-20-110822	11/8/2022	0.0028	J		< 0.035	U		< 0.0047	U		< 0.015	U		< 0.019	U		< 0.0044	U		< 0.0050	U		< 0.0042	U	
VMP-54	20	VMP-54-20-011823	1/18/2023	0.0024	J		< 0.036	U		< 0.0048	U		< 0.015	U		< 0.019	U		< 0.0045	U		< 0.0051	U		< 0.0042	U	
VMP-54	30	VMP-54-30-042722	4/27/2022	0.0028	J		< 0.037	U		< 0.0050	U		< 0.015	U		0.0075	J		< 0.0047	U		< 0.0053	U		< 0.0044	U	
VMP-54	30	VMP-54-30-072222	7/22/2022	0.0026	J		< 0.038	U		< 0.0051	U		< 0.016	U		0.015	J		< 0.0048	U		< 0.0054	U		< 0.0045	U	
VMP-54	30	VMP-54-30-110822	11/8/2022	0.0027	J		< 0.036	U		< 0.0048	U		< 0.015	U		< 0.02	U		< 0.0045	U		< 0.0051	U		< 0.0042	U	
VMP-54	30	VMP-54-30-110822-DUP	11/8/2022	0.0020	J		< 0.035	U		< 0.0047	U		< 0.014	U		< 0.019	U		< 0.0044	U		< 0.0050	U		< 0.0041	U	
VMP-56	10	VMP-56-10-050422	5/4/2022	0.0022	J		< 0.038	U		< 0.0050	U		< 0.016	U		0.0072	J		< 0.0047	U		< 0.0053	U		< 0.0044	U	
VMP-56	10	VMP-56-10-080122	8/1/2022	< 0.0055	U		< 0.038	U		< 0.0051	U		< 0.016	U		0.022			< 0.0048	U		< 0.0054	U		< 0.0045	U	
VMP-56	10	VMP-56-10-080122-DUP	8/1/2022	< 0.0058	U		< 0.04	U		< 0.0054	U		< 0.017	U		< 0.022	U		< 0.0050	U		< 0.0057	U		< 0.0048	U	
VMP-56	10	VMP-56-10-111022	11/10/2022	0.0037	J		< 0.037	U		< 0.0049	U		< 0.015	U		< 0.02	U		< 0.0046	U		< 0.0052	U		< 0.0043	U	
VMP-56	10	VMP-56-10-012623	1/26/2023	0.0031	J		< 0.037	U		< 0.0049	U		< 0.015	U		< 0.02	U		0.0028	J		< 0.0052	U		0.0069		
VMP-56	25	VMP-56-25-050422	5/4/2022	0.0021	J		< 0.036	U		< 0.0048	U		< 0.015	U		< 0.02	U		< 0.0046	U		< 0.0052	U		< 0.0043	U	
VMP-56	25	VMP-56-25-080122	8/1/2022	< 0.0053	U		< 0.037	U		< 0.0049	U		< 0.015	U		< 0.02	U		< 0.0046	U		< 0.0053	U		< 0.0044	U	
VMP-56	25	VMP-56-25-111022	11/10/2022	0.0043	J		< 0.042	U		< 0.0056	U		< 0.018	U		< 0.023	U		< 0.0053	U		< 0.0060	U		< 0.0050	U	
VMP-56	25	VMP-56-25-012623	1/26/2023	0.0030	J		< 0.038	U		< 0.0050	U		< 0.016	U		< 0.02	U		< 0.0047	U		< 0.0053	U		< 0.0044	U	

TABLE 5
HISTORICAL SUMMARY OF SOIL VAPOR ANALYTICAL DETECTIONS AND SCREENING RESULTS: VILLAGE - VOCS

Location	Depth	Sample ID	Sample Date	Dichlorodifluoromethane			Dichloromethane (Methylene Chloride)			1,2-Dichloropropane			1,4-Dioxane			Ethanol			Ethylbenzene			4-Ethyltoluene			Heptane		
				270			5.6			0.31			0.22						1.3								
				Result (mg/m3)	Lab Quals	AECOM Quals	Result (mg/m3)	Lab Quals	AECOM Quals	Result (mg/m3)	Lab Quals	AECOM Quals	Result (mg/m3)	Lab Quals	AECOM Quals	Result (mg/m3)	Lab Quals	AECOM Quals	Result (mg/m3)	Lab Quals	AECOM Quals	Result (mg/m3)	Lab Quals	AECOM Quals	Result (mg/m3)	Lab Quals	AECOM Quals
VMP-56	38.5	VMP-56-38.5-050422	5/4/2022	< 27	U		< 190	U		< 26	U		< 80	U		< 100	U		210			86		J	1300		
VMP-56	38.5	VMP-56-38.5-080122	8/1/2022	< 14	U		< 40	U		< 13	U		< 41	U		< 27	U		630			220			2600		
VMP-56	38.5	VMP-56-38.5-111022	11/10/2022	< 11	U		< 32	U		< 10	U		< 33	U		< 21	U		420			62			2100		
VMP-56	38.5	VMP-56-38.5-012623	1/26/2023	< 20	U		< 58	U		< 19	U		< 60	U		< 39	U		180			9.9	J		1700		
VMP-62	5	VMP-62-5-050522	5/5/2022	0.0025	J		< 0.038	U		< 0.0050	U		< 0.016	U		< 0.02	U		< 0.0047	U		< 0.0053	U		< 0.0044	U	
VMP-62	5	VMP-62-5-080222	8/2/2022	0.0023	J		< 0.038	U		< 0.0051	U		< 0.016	U		< 0.021	U		< 0.0048	U		< 0.0054	U		< 0.0045	U	
VMP-62	5	VMP-62-5-110822	11/8/2022	0.0025	J		< 0.036	U		< 0.0048	U		0.00088	J		< 0.02	U		< 0.0045	U		< 0.0051	U		< 0.0043	U	
VMP-62	5	VMP-62-5-011923	1/19/2023	< 0.0058	U		< 0.041	U		< 0.0054	U		< 0.017	U		< 0.022	U		< 0.0051	U		< 0.0058	U		< 0.0048	U	
VMP-62	10	VMP-62-10-050522	5/5/2022	0.0036	J		< 0.036	U		< 0.0048	U		< 0.015	U		< 0.02	U		< 0.0046	U		< 0.0052	U		< 0.0043	U	
VMP-62	10	VMP-62-10-080222	8/2/2022	0.0023	J		< 0.037	U		< 0.0049	U		< 0.015	U		< 0.02	U		< 0.0046	U		< 0.0052	U		< 0.0044	U	
VMP-62	10	VMP-62-10-110822	11/8/2022	0.0021	J		< 0.035	U		< 0.0047	U		< 0.014	U		< 0.019	U		< 0.0044	U		< 0.0050	U		< 0.0041	U	
VMP-62	10	VMP-62-10-011923	1/19/2023	< 0.0054	U		< 0.038	U		< 0.0050	U		< 0.016	U		< 0.02	U		< 0.0047	U		< 0.0054	U		< 0.0045	U	
VMP-62	20	VMP-62-20-050522	5/5/2022	0.0032	J		< 0.037	U		< 0.0049	U		< 0.015	U		< 0.02	U		< 0.0046	U		< 0.0053	U		< 0.0044	U	
VMP-62	20	VMP-62-20-080222	8/2/2022	0.0026	J		< 0.04	U		< 0.0053	U		< 0.016	U		0.0077	J		< 0.0049	U		< 0.0056	U		< 0.0047	U	
VMP-62	20	VMP-62-20-110822	11/8/2022	0.0021	J		< 0.034	U		< 0.0046	U		< 0.014	U		< 0.018	U		< 0.0043	U		< 0.0048	U		< 0.0040	U	
VMP-62	20	VMP-62-20-011923	1/19/2023	< 0.0051	U		< 0.036	U		< 0.0048	U		< 0.015	U		< 0.02	U		< 0.0045	U		< 0.0051	U		< 0.0042	U	
VMP-62	30	VMP-62-30-050522	5/5/2022	0.0033	J		< 0.036	U		< 0.0048	U		< 0.015	U		< 0.019	U		0.0014	J		0.0037	J		< 0.0042	U	
VMP-62	30	VMP-62-30-080222	8/2/2022	0.0028	J		< 0.038	U		< 0.0050	U		< 0.016	U		< 0.02	U		< 0.0047	U		< 0.0054	U		< 0.0045	U	
VMP-62	30	VMP-62-30-110822	11/8/2022	0.0023	J		< 0.039	U		< 0.0052	U		< 0.016	U		< 0.021	U		< 0.0049	U		< 0.0055	U		< 0.0046	U	
VMP-62	30	VMP-62-30-011923	1/19/2023	< 0.0051	U		< 0.036	U		< 0.0048	U		0.0013	J		< 0.02	U		< 0.0045	U		< 0.0051	U		< 0.0043	U	
VMP-63	5	VMP-63-5-050222	5/2/2022	0.0024	J		< 0.037	U		< 0.0049	U		< 0.015	U		< 0.02	U	UJ	< 0.0046	U		< 0.0053	U		< 0.0044	U	
VMP-63	5	VMP-63-5-072922	7/29/2022	0.0024	J		< 0.04	U		< 0.0053	U		< 0.016	U		0.0070	J		< 0.0050	U		< 0.0056	U		< 0.0047	U	
VMP-63	5	VMP-63-5-110722	11/7/2022	0.0032	J		< 0.034	U		< 0.0046	U		< 0.014	U		< 0.019	U		0.0013	J		< 0.0049	U		< 0.0040	U	
VMP-63	5	VMP-63-5-012023	1/20/2023	0.0023	J		< 0.032	U		< 0.0042	U		< 0.013	U		< 0.017	U		< 0.0040	U		< 0.0045	U		< 0.0037	U	
VMP-63	10	VMP-63-10-050222	5/2/2022	0.0030	J		< 0.037	U		< 0.0050	U		0.0043	J		0.02	J		< 0.0047	U		0.0036	J		< 0.0044	U	
VMP-63	10	VMP-63-10-072922	7/29/2022	0.0025	J		< 0.035	U		< 0.0047	U		< 0.014	U		< 0.019	U		< 0.0044	U		< 0.0050	U		< 0.0041	U	
VMP-63	10	VMP-63-10-110722	11/7/2022	0.0032	J		< 0.034	U		< 0.0045	U		< 0.014	U		< 0.018	U		< 0.0042	U		< 0.0048	U		< 0.0040	U	
VMP-63	10	VMP-63-10-012023	1/20/2023	0.0025	J		< 0.035	U		< 0.0047	U		< 0.014	U		< 0.019	U		< 0.0044	U		< 0.0050	U		< 0.0041	U	
VMP-63	20	VMP-63-20-050222	5/2/2022	0.0032	J		< 0.037	U		< 0.0050	U		< 0.015	U		0.023			< 0.0047	U		< 0.0053	U		< 0.0044	U	
VMP-63	20	VMP-63-20-072922	7/29/2022	0.0024	J		< 0.036	U		< 0.0048	U		< 0.015	U		< 0.02	U		< 0.0045	U		< 0.0051	U		< 0.0042	U	
VMP-63	20	VMP-63-20-110722	11/7/2022	0.0033	J		< 0.036	U		< 0.0048	U		< 0.015	U		< 0.019	U		< 0.0045	U		< 0.0051	U		< 0.0042	U	
VMP-63	20	VMP-63-20-012023	1/20/2023	0.0025	J		< 0.035	U		< 0.0046	U		< 0.014	U		< 0.019	U		< 0.0043	U		< 0.0049	U		0.0014	J	
VMP-63	30	VMP-63-30-050222	5/2/2022	0.0023	J		< 0.036	U		< 0.0048	U		< 0.015	U		< 0.019	U		< 0.0045	U		< 0.0051	U		< 0.0042	U	
VMP-63	30	VMP-63-30-072922	7/29/2022	0.0025	J		< 0.036	U		< 0.0048	U		< 0.015	U		0.0096	J		< 0.0045	U		< 0.0051	U		< 0.0042	U	
VMP-63	30	VMP-63-30-110722	11/7/2022	0.0037	J		< 0.033	U		< 0.0044	U		< 0.014	U		< 0.018	U		< 0.0042	U		< 0.0047	U		< 0.0039	U	
VMP-63	30	VMP-63-30-110722-DUP	11/7/2022	0.0038	J		< 0.034	U		< 0.0044	U		< 0.014	U		< 0.018	U		< 0.0042	U		< 0.0047	U		< 0.0040	U	
VMP-63	30	VMP-63-30-012023	1/20/2023	0.0026	J		< 0.034	U		< 0.0046	U		< 0.014	U		< 0.019	U		< 0.0043	U		< 0.0049	U		< 0.0041	U	
VMP-64	5	VMP-64-5-050522	5/5/2022	0.0030	J		< 0.036	U		< 0.0048	U		< 0.015	U		< 0.02	U		< 0.0045	U		0.0023	J		< 0.0042	U	
VMP-64	5	VMP-64-5-080122	8/1/2022	< 0.0056	U		< 0.039	U		< 0.0052	U		< 0.016	U		< 0.021	U		< 0.0049	U		< 0.0056	U		< 0.0046	U	
VMP-64	5	VMP-64-5-110422	11/4/2022	0.0020	J		< 0.044	U		< 0.0059	U		< 0.018	U		< 0.024	U		< 0.0055	U		< 0.0062	U		< 0.0052	U	
VMP-64	5	VMP-64-5-011923	1/19/2023	< 0.0053	U		< 0.037	U		< 0.0049	U		< 0.015	U		< 0.02	U		< 0.0046	U		< 0.0052	U		< 0.0044	U	
VMP-64	10	VMP-64-10-050522	5/5/2022	0.0033	J		< 0.037	U		< 0.0049	U		< 0.015	U		< 0.02	U		< 0.0046	U		< 0.0053	U		< 0.0044	U	
VMP-64	10	VMP-64-10-080122	8/1/2022	< 0.0055	U		< 0.038	U		< 0.0051	U		< 0.016	U		< 0.021	U		< 0.0048	U		< 0.0054	U		< 0.0045	U	
VMP-64	10	VMP-64-10-110422	11/4/2022	0.0026	J		< 0.038	U		< 0.0051	U		< 0.016	U		< 0.021	U		0.0028	J		0.0055			< 0.0045	U	
VMP-64	10	VMP-64-10-011923	1/19/2023	< 0.0051	U		< 0.036	U		< 0.0048	U		< 0.015	U		< 0.02	U		< 0.0045	U		< 0.0051	U		< 0.0042	U	
VMP-64	20	VMP-64-20-050522	5/5/2022	0.0028	J		< 0.037	U		< 0.0049	U		< 0.015	U		< 0.02	U		< 0.0046	U		< 0.0052	U		< 0.0043	U	
VMP-64	20	VMP-64-20-050522-DUP	5/5/2022	0.0026	J		< 0.037	U		< 0.0049	U		< 0.015	U		< 0.02	U		< 0.0046	U		< 0.0052	U		< 0.0044	U	
VMP-64	20	VMP-64-20-080122	8/1/2022	0.0030	J		< 0.039	U		< 0.0052	U		< 0.016	U		< 0.021	U		< 0.0049	U		< 0.0055	U		< 0.0046	U	
VMP-64	20	VMP-64-20-080122-DUP	8/1/2022	< 0.0055	U		< 0.038	U		< 0.0051	U		< 0.016	U		< 0.021	U		< 0.0048	U		< 0.0054	U		< 0.0045	U	
VMP-64	20	VMP-64-20-110422	11/4/2022	< 0.0054	U		0.0090	J		< 0.0051	U		< 0.016	U		0.0087	J		0.0088			0.0040	J		0.024		
VMP-64	20	VMP-64-20-011923	1/19/2023	0.0021	J		< 0.037	U		< 0.0050	U		< 0.015	U		< 0.02	U		< 0.0047	U		< 0.0053	U		< 0.0044	U	

TABLE 5
HISTORICAL SUMMARY OF SOIL VAPOR ANALYTICAL DETECTIONS AND SCREENING RESULTS: VILLAGE - VOCS

Location	Depth	Sample ID	Sample Date	Hexachlorobutadiene			Hexane			Isopentane			2-Propanol			Tetrachloroethene			Trichloroethene			1,2,4-Trimethylbenzene			1,3,5-Trimethylbenzene		
																0.55			1.5								
				Result (mg/m3)	Lab Quals	AECOM Quals	Result (mg/m3)	Lab Quals	AECOM Quals	Result (mg/m3)	Lab Quals	AECOM Quals	Result (mg/m3)	Lab Quals	AECOM Quals	Result (mg/m3)	Lab Quals	AECOM Quals	Result (mg/m3)	Lab Quals	AECOM Quals	Result (mg/m3)	Lab Quals	AECOM Quals	Result (mg/m3)	Lab Quals	AECOM Quals
VMP-1	5	VMP-1-5-050222	5/2/2022	< 0.049	U		0.0028	J		< 0.014	U		0.018			< 0.0078	U		< 0.0062	U		< 0.0056	U		< 0.0056	U	
VMP-1	5	VMP-1-5-072822	7/28/2022	< 0.051	U		< 0.0042	U		< 0.014	U		< 0.012	U		< 0.0081	U		< 0.0064	U		< 0.0059	U		< 0.0059	U	
VMP-1	5	VMP-1-5-110422	11/4/2022	< 0.041	U		0.0044			< 0.011	U		0.017			< 0.0065	U		< 0.0052	U		< 0.0047	U		< 0.0047	U	
VMP-1	5	VMP-1-5-012023	1/20/2023	< 0.042	U		0.0011	J		< 0.012	U		< 0.0097	U		< 0.0067	U		< 0.0053	U		< 0.0048	U		< 0.0048	U	
VMP-1	8.5	VMP-1-8.5-050222	5/2/2022	< 0.047	U		< 0.0039	U		< 0.013	U		0.028			< 0.0075	U		< 0.0059	U		< 0.0054	U		< 0.0054	U	
VMP-1	8.5	VMP-1-8.5-072822	7/28/2022	< 0.049	U		< 0.0040	U		< 0.014	U		< 0.011	U		< 0.0078	U		0.0065			< 0.0056	U		< 0.0056	U	
VMP-1	8.5	VMP-1-8.5-110422	11/4/2022	< 0.049	U		< 0.0041	U		< 0.014	U		0.0052	J		< 0.0078	U		< 0.0062	U		< 0.0057	U		< 0.0057	U	
VMP-1	8.5	VMP-1-8.5-012023	1/20/2023	< 0.044	U		0.0014	J		< 0.012	U		< 0.01	U		< 0.0070	U		< 0.0056	U		< 0.0051	U		< 0.0051	U	
VMP-1	23.5	VMP-1-23.5-050222	5/2/2022	< 0.044	U		< 0.0037	U		< 0.012	U		0.0092	J		< 0.0070	U		< 0.0056	U		< 0.0051	U		< 0.0051	U	
VMP-1	23.5	VMP-1-23.5-072822	7/28/2022	< 0.046	U		< 0.0038	U		< 0.013	U		< 0.01	U		< 0.0072	U		< 0.0058	U		< 0.0052	U		< 0.0053	U	
VMP-1	38.5	VMP-1-38.5-050222	5/2/2022	< 0.046	U		< 0.0038	U		< 0.013	U		0.01	J		< 0.0074	U		< 0.0058	U		< 0.0054	U		< 0.0054	U	
VMP-1	38.5	VMP-1-38.5-072822	7/28/2022	< 0.048	U		< 0.0039	U		< 0.013	U		< 0.011	U		< 0.0076	U		< 0.0060	U		< 0.0055	U		< 0.0055	U	
VMP-1	38.5	VMP-1-38.5-110422	11/4/2022	< 0.05	U		< 0.0041	U		< 0.014	U		0.0053	J		< 0.0079	U		< 0.0063	U		< 0.0057	U		< 0.0057	U	
VMP-2	5	VMP-2-5-042822	4/28/2022	< 0.046	U		< 0.0038	U		< 0.013	U		0.011			< 0.0074	U		< 0.0058	U		< 0.0053	U		< 0.0053	U	
VMP-2	5	VMP-2-5-072922	7/29/2022	< 0.047	U		< 0.0039	U		< 0.013	U		0.0043	J		0.0040	J		< 0.0059	U		< 0.0054	U		< 0.0054	U	
VMP-2	5	VMP-2-5-110222	11/2/2022	< 0.051	U		< 0.0042	U		< 0.014	U		< 0.012	U		< 0.0081	U		< 0.0064	U		< 0.0059	U		< 0.0059	U	
VMP-2	5	VMP-2-5-110222-DUP	11/2/2022	< 0.047	U		< 0.0038	U		< 0.013	U		< 0.011	U		< 0.0074	U		< 0.0059	U		< 0.0054	U		< 0.0054	U	
VMP-2	5	VMP-2-5-012623	1/26/2023	< 0.047	U		< 0.0038	U		< 0.013	U		0.0041	J		< 0.0074	U		< 0.0059	U		< 0.0054	U		< 0.0054	U	
VMP-2	8.5	VMP-2-8.5-042822	4/28/2022	< 0.042	U		< 0.0035	U		< 0.012	U		0.0073	J		< 0.0067	U		< 0.0053	U		< 0.0049	U		< 0.0049	U	
VMP-2	8.5	VMP-2-8.5-042822-DUP	4/28/2022	< 0.043	U		< 0.0036	U		< 0.012	U		0.014			< 0.0068	U		< 0.0054	U		< 0.0050	U		< 0.0050	U	
VMP-2	8.5	VMP-2-8.5-072922	7/29/2022	< 0.046	U		< 0.0038	U		< 0.013	U		0.0067	J		0.0048	J		< 0.0058	U		< 0.0053	U		< 0.0053	U	
VMP-2	8.5	VMP-2-8.5-110222	11/2/2022	< 0.044	U		< 0.0036	U		< 0.012	U		0.0040	J	J	< 0.0070	U		< 0.0056	U		< 0.0051	U		< 0.0051	U	
VMP-2	8.5	VMP-2-8.5-012623	1/26/2023	< 0.044	U		< 0.0036	U		< 0.012	U		0.0065	J		< 0.0070	U		< 0.0055	U		< 0.0050	U		< 0.0050	U	
VMP-2	22	VMP-2-22-042822	4/28/2022	< 0.047	U		< 0.0039	U		< 0.013	U		0.092			< 0.0075	U		0.0062			< 0.0054	U		< 0.0054	U	
VMP-2	22	VMP-2-22-072922	7/29/2022	< 0.046	U		< 0.0038	U		< 0.013	U		0.0066	J		< 0.0074	U		< 0.0058	U		< 0.0053	U		< 0.0053	U	
VMP-2	22	VMP-2-22-110222	11/2/2022	< 0.045	U		0.0034	J		< 0.012	U		0.0065	J	J	0.0025	J		< 0.0057	U		< 0.0052	U		< 0.0052	U	
VMP-2	22	VMP-2-22-012623	1/26/2023	< 0.045	U		< 0.0037	U		< 0.012	U		0.0033	J		< 0.0072	U		< 0.0057	U		< 0.0052	U		< 0.0052	U	
VMP-3	5	VMP-3-5-050422	5/4/2022	< 0.045	U		0.0069			< 0.012	U		0.0090	J		< 0.0072	U		< 0.0057	U		< 0.0052	U		< 0.0052	U	
VMP-3	5	VMP-3-5-072922	7/29/2022	< 0.048	U		< 0.0040	U		< 0.013	U		0.0059	J		< 0.0077	U		< 0.0061	U		< 0.0056	U		< 0.0056	U	
VMP-3	5	VMP-3-5-111022	11/10/2022	< 0.045	U		< 0.0037	U		< 0.012	U		< 0.01	U		0.0026	J		< 0.0057	U		< 0.0052	U		< 0.0052	U	
VMP-3	5	VMP-3-5-111022-DUP	11/10/2022	< 0.046	U		< 0.0038	U		< 0.013	U		< 0.011	U		< 0.0073	U		< 0.0058	U		< 0.0053	U		< 0.0053	U	
VMP-3	10	VMP-3-10-050422	5/4/2022	< 0.044	U		0.0012	J		< 0.012	U		0.038			< 0.0070	U		< 0.0055	U		< 0.0050	U		< 0.0050	U	
VMP-3	10	VMP-3-10-050422-DUP	5/4/2022	< 0.045	U		0.0012	J		< 0.012	U		0.031			0.0066	J		< 0.0056	U		< 0.0052	U		< 0.0052	U	
VMP-3	10	VMP-3-10-072922	7/29/2022	< 0.05	U		< 0.0041	U		< 0.014	U		0.0042	J		< 0.0079	U		< 0.0063	U		< 0.0058	U		< 0.0058	U	
VMP-3	10	VMP-3-10-072922-DUP	7/29/2022	< 0.05	U		< 0.0042	U		< 0.014	U		< 0.012	U		< 0.0080	U		< 0.0063	U		< 0.0058	U		< 0.0058	U	
VMP-3	10	VMP-3-10-111022	11/10/2022	< 0.048	U		< 0.0039	U		< 0.013	U		< 0.011	U		< 0.0076	U		< 0.0060	U		< 0.0055	U		< 0.0055	U	
VMP-3	10	VMP-3-10-012723	1/27/2023	< 0.045	U		< 0.0038	U		< 0.012	U		< 0.01	U		< 0.0072	U		< 0.0057	U		< 0.0052	U		< 0.0052	U	
VMP-3	22	VMP-3-22-050422	5/4/2022	< 0.052	U		0.0025	J		< 0.014	U		0.016			< 0.0083	U		< 0.0066	U		< 0.0060	U		< 0.0060	U	
VMP-3	22	VMP-3-22-072922	7/29/2022	< 0.049	U		< 0.0041	U		< 0.014	U		< 0.011	U		< 0.0079	U		< 0.0062	U		< 0.0057	U		< 0.0057	U	
VMP-3	22	VMP-3-22-111022	11/10/2022	< 0.048	U		< 0.0039	U		< 0.013	U		< 0.011	U		< 0.0076	U		< 0.0060	U		< 0.0055	U		< 0.0055	U	
VMP-3	22	VMP-3-22-012723	1/27/2023	< 0.044	U		< 0.0037	U		< 0.012	U		< 0.01	U		< 0.0071	U		< 0.0056	U		< 0.0051	U		< 0.0051	U	
VMP-3	22	VMP-3-22-012723-DUP	1/27/2023	< 0.047	U		< 0.0039	U		< 0.013	U		< 0.011	U		< 0.0075	U		< 0.0060	U		< 0.0054	U		< 0.0054	U	
VMP-3	31.5	VMP-3-31.5-050422	5/4/2022	< 0.046	U		< 0.0038	U		< 0.013	U		0.02			< 0.0072	U		< 0.0058	U		< 0.0052	U		< 0.0053	U	
VMP-3	31.5	VMP-3-31.5-072922	7/29/2022	< 0.046	U		< 0.0038	U		< 0.013	U		0.0050	J		< 0.0074	U		< 0.0058	U		< 0.0054	U		< 0.0054	U	
VMP-3	31.5	VMP-3-31.5-111022	11/10/2022	< 0.05	U		< 0.0042	U		< 0.014	U		< 0.012	U		< 0.0080	U		< 0.0064	U		< 0.0058	U		< 0.0058	U	
VMP-3	31.5	VMP-3-31.5-012723	1/27/2023	< 0.047	U		< 0.0039	U		< 0.013	U		< 0.011	U		< 0.0075	U		< 0.0059	U		< 0.0054	U		< 0.0054	U	
VMP-3	39	VMP-3-39-012723	1/27/2023	< 98	U		14			7500			< 28	U		< 16	U		< 12	U		< 11	U		< 11	U	
VMP-4	5	VMP-4-5-042722	4/27/2022	< 0.044	U		0.0031	J		< 0.012	U		0.13			< 0.0070	U		0.0042	J		< 0.0051	U		< 0.0051	U	
VMP-4	5	VMP-4-5-072822	7/28/2022	< 0.048	U		< 0.0039	U		< 0.013	U		< 0.011	U		< 0.0076	U		< 0.0060	U		< 0.0055	U		< 0.0055	U	
VMP-4	5	VMP-4-5-110322	11/3/2022	< 0.044	U		< 0.0036	U		< 0.012	U		0.0058	J		< 0.0070	U		< 0.0055	U		< 0.0051	U		< 0.0051	U	
VMP-4	5	VMP-4-5-012723	1/27/2023	< 0.041	U		0.0010	J		< 0.011	U		< 0.0094	U		< 0.0065	U		< 0.0052	U		< 0.0047	U		< 0.0047	U	
VMP-4	12	VMP-4-12-042722	4/27/2022	< 0.048	U		< 0.0040	U		< 0.013	U		0.014			0.0029	J		< 0.0061	U		< 0.0056	U		< 0.0056	U	
VMP-4	12	VMP-4-12-072822	7/28/2022	< 0.046	U		0.0035	J		< 0.013	U		0.0056	J		< 0.0072	U		< 0.0058	U		< 0.0052	U		< 0.0053	U	
VMP-4	12	VMP-4-12-110322	11/3/2022	< 0.046	U		< 0.0038	U		< 0.013	U		0.012			< 0.0074	U		< 0.0058	U		< 0.0054	U		< 0.0054	U	
VMP-4	12	VMP-4-12-012723	1/27/2023	< 0.043	U		< 0.0035	U		< 0.012	U		< 0.0098	U		0.02		J	< 0.0054	U		< 0.0049	U		< 0.0049	U	
VMP-4	12	VMP-4-12-012723-DUP	1/27/2023	< 0.042	U		< 0.0035	U		< 0.012	U		< 0.0097	U		0.0044	J	J	< 0.0053	U		< 0.0048	U		< 0.0048	U	

TABLE 5
HISTORICAL SUMMARY OF SOIL VAPOR ANALYTICAL DETECTIONS AND SCREENING RESULTS: VILLAGE - VOCS

Location	Depth	Sample ID	Sample Date	Hexachlorobutadiene			Hexane			Isopentane			2-Propanol			Tetrachloroethene			Trichloroethene			1,2,4-Trimethylbenzene			1,3,5-Trimethylbenzene		
																0.55			1.5								
				Result (mg/m3)	Lab Quals	AECOM Quals	Result (mg/m3)	Lab Quals	AECOM Quals	Result (mg/m3)	Lab Quals	AECOM Quals	Result (mg/m3)	Lab Quals	AECOM Quals	Result (mg/m3)	Lab Quals	AECOM Quals	Result (mg/m3)	Lab Quals	AECOM Quals	Result (mg/m3)	Lab Quals	AECOM Quals	Result (mg/m3)	Lab Quals	AECOM Quals
VMP-4	23.5	VMP-4-23.5-042722	4/27/2022	< 0.047	U		< 0.0038	U		< 0.013	U		0.025			< 0.0074	U		< 0.0059	U		< 0.0054	U		< 0.0054	U	
VMP-4	23.5	VMP-4-23.5-072822	7/28/2022	< 0.05	U		0.0029	J	J	< 0.014	U		0.0065	J	J	< 0.0079	U		< 0.0063	U		< 0.0058	U		< 0.0058	U	
VMP-4	23.5	VMP-4-23.5-110322	11/3/2022	< 0.048	U		< 0.0039	U		< 0.013	U		< 0.011	U		< 0.0076	U		< 0.0060	U		< 0.0055	U		< 0.0055	U	
VMP-4	23.5	VMP-4-23.5-012723	1/27/2023	< 0.042	U		< 0.0035	U		< 0.012	U		< 0.0097	U		< 0.0067	U		< 0.0053	U		< 0.0049	U		< 0.0049	U	
VMP-5	5	VMP-5-5-042822	4/28/2022	< 0.043	U		< 0.0036	U		< 0.012	U		0.0078	J		< 0.0068	U		< 0.0054	U		< 0.0050	U		< 0.0050	U	
VMP-5	5	VMP-5-5-072522	7/25/2022	< 0.044	U		< 0.0036	U		< 0.012	U		0.0047	J		< 0.0070	U		< 0.0055	U		< 0.0051	U		< 0.0051	U	
VMP-5	5	VMP-5-5-111122	11/11/2022	< 0.042	U		0.0022	J		< 0.012	U		< 0.0098	U		< 0.0067	U		< 0.0053	U		< 0.0049	U		< 0.0049	U	
VMP-5	5	VMP-5-5-012323	1/23/2023	< 0.041	U		< 0.0034	U		< 0.011	U		< 0.0094	J	U	< 0.0065	U		< 0.0052	U		< 0.0047	U		< 0.0047	U	
VMP-5	12.5	VMP-5-12.5-042822	4/28/2022	< 0.045	U		< 0.0037	U		< 0.012	U		0.0076	J		< 0.0071	U		< 0.0056	U		< 0.0052	U		< 0.0052	U	
VMP-5	12.5	VMP-5-12.5-072522	7/25/2022	< 0.046	U		< 0.0038	U		< 0.013	U		0.0058	J		< 0.0074	U		< 0.0058	U		< 0.0054	U		< 0.0054	U	
VMP-5	12.5	VMP-5-12.5-072522-DUP	7/25/2022	< 0.048	U		< 0.0040	U		< 0.013	U		0.0047	J		< 0.0077	U		< 0.0061	U		< 0.0056	U		< 0.0056	U	
VMP-5	12.5	VMP-5-12.5-111122	11/11/2022	< 0.042	U		0.0021	J		< 0.012	U		0.0051	J		< 0.0067	U		< 0.0053	U		< 0.0049	U		< 0.0049	U	
VMP-5	12.5	VMP-5-12.5-012323	1/23/2023	< 0.043	U		< 0.0036	U		< 0.012	U		< 0.0099	J	U	< 0.0068	U		< 0.0054	U		< 0.0050	U		< 0.0050	U	
VMP-5	31	VMP-5-31-042822	4/28/2022	< 0.047	U		< 0.0038	U		< 0.013	U		0.022			< 0.0074	U		< 0.0059	U		< 0.0054	U		< 0.0054	U	
VMP-5	31	VMP-5-31-072522	7/25/2022	< 0.05	U		< 0.0041	U		< 0.014	U		0.0073	J		< 0.0079	U		< 0.0063	U		< 0.0057	U		< 0.0057	U	
VMP-5	31	VMP-5-31-111122	11/11/2022	< 0.041	U		0.0010	J		< 0.011	U		< 0.0094	U		< 0.0065	U		< 0.0052	U		< 0.0047	U		< 0.0047	U	
VMP-5	31	VMP-5-31-012323	1/23/2023	< 0.044	U		< 0.0036	U		< 0.012	U		< 0.01	U		< 0.0070	U		< 0.0056	U		< 0.0051	U		< 0.0051	U	
VMP-5	40	VMP-5-40-042822	4/28/2022	< 0.046	U		< 0.0038	U		< 0.013	U		0.0084	J		< 0.0072	U		< 0.0058	U		< 0.0052	U		< 0.0053	U	
VMP-5	40	VMP-5-40-072522	7/25/2022	< 0.044	U		< 0.0036	U		< 0.012	U		< 0.01	U		0.0029	J		< 0.0056	U		< 0.0051	U		< 0.0051	U	
VMP-5	40	VMP-5-40-111122	11/11/2022	< 0.042	U		0.0012	J		< 0.012	U		< 0.0098	U		< 0.0067	U		< 0.0053	U		< 0.0049	U		< 0.0049	U	
VMP-5	40	VMP-5-40-012323	1/23/2023	< 0.044	U		< 0.0036	U		< 0.012	U		< 0.01	J	U	< 0.0070	U		< 0.0055	U		< 0.0051	U		< 0.0051	U	
VMP-6	5	VMP-6-5-042822	4/28/2022	< 0.044	U		< 0.0036	U		< 0.012	U		0.012			< 0.0070	U		< 0.0055	U		< 0.0051	U		< 0.0051	U	
VMP-6	5	VMP-6-5-072622	7/26/2022	< 0.044	U		< 0.0037	U		< 0.012	U		0.0065	J		0.0021	J		< 0.0056	U		< 0.0051	U		< 0.0051	U	
VMP-6	5	VMP-6-5-111022	11/10/2022	< 0.047	U		< 0.0038	U		< 0.013	U		0.0047	J		0.017			< 0.0059	U		< 0.0054	U		< 0.0054	U	
VMP-6	5	VMP-6-5-012623	1/26/2023	< 0.044	U		< 0.0036	U		< 0.012	U		< 0.01	J	U	< 0.0070	U		< 0.0055	U		< 0.0050	U		< 0.0050	U	
VMP-6	5	VMP-6-5-012623-DUP	1/26/2023	< 0.045	U		< 0.0037	U		< 0.012	U		< 0.01	J	U	< 0.0071	U		< 0.0056	U		< 0.0052	U		< 0.0052	U	
VMP-6	10	VMP-6-10-042822	4/28/2022	< 0.045	U		0.0013	J		< 0.012	U		0.0073	J		0.025		J	< 0.0056	U		< 0.0052	U		< 0.0052	U	
VMP-6	10	VMP-6-10-042822-DUP	4/28/2022	< 0.045	U		0.0012	J		< 0.012	U		0.0098	J		0.23		J	< 0.0056	U		< 0.0052	U		< 0.0052	U	
VMP-6	10	VMP-6-10-072622	7/26/2022	< 0.046	U		< 0.0038	U		< 0.013	U		< 0.01	U		< 0.0072	U		< 0.0058	U		< 0.0052	U		< 0.0053	U	
VMP-6	10	VMP-6-10-111022	11/10/2022	< 0.05	U		< 0.0042	U		< 0.014	U		< 0.012	U		< 0.0080	U		< 0.0063	U		< 0.0058	U		< 0.0058	U	
VMP-6	10	VMP-6-10-012623	1/26/2023	< 0.044	U		< 0.0036	U		< 0.012	U		< 0.01	J	U	< 0.0070	U		< 0.0055	U		< 0.0051	U		< 0.0051	U	
VMP-6	31.5	VMP-6-31.5-042822	4/28/2022	< 0.042	U		0.0061			< 0.012	U		0.014			< 0.0067	U		< 0.0053	U		< 0.0049	U		< 0.0049	U	
VMP-6	31.5	VMP-6-31.5-072622	7/26/2022	< 0.049	U		< 0.0041	U		< 0.014	U		< 0.011	U		< 0.0079	U		< 0.0062	U		< 0.0057	U		< 0.0057	U	
VMP-6	31.5	VMP-6-31.5-111022	11/10/2022	< 0.05	U		< 0.0042	U		< 0.014	U		< 0.012	U		< 0.0080	U		< 0.0064	U		< 0.0058	U		< 0.0058	U	
VMP-6	31.5	VMP-6-31.5-012623	1/26/2023	< 0.041	U		< 0.0034	U		< 0.011	U		0.0036	J		< 0.0066	U		< 0.0052	U		< 0.0048	U		< 0.0048	U	
VMP-6	39	VMP-6-39-042822	4/28/2022	< 0.043	U		< 0.0036	U		< 0.012	U		0.04			< 0.0068	U		< 0.0054	U		< 0.0050	U		< 0.0050	U	
VMP-6	39	VMP-6-39-072622	7/26/2022	< 0.9	U		< 0.075	U		3.8			< 0.21	U		< 0.14	U		< 0.11	U		< 0.1	U		< 0.1	U	
VMP-6	39	VMP-6-39-111022	11/10/2022	< 4.8	U		24			460			< 1.4	U		< 0.77	U		< 0.61	U		< 0.56	U		< 0.56	U	
VMP-6	39	VMP-6-39-012623	1/26/2023	< 6.9	U		9.3			460			< 2	U		< 1.1	U		< 0.87	U		< 0.8	U		< 0.8	U	
VMP-7	5	VMP-7-5-050222	5/2/2022	< 0.045	U		< 0.0038	U		< 0.012	U		0.038			< 0.0072	U		< 0.0057	U		< 0.0052	U		< 0.0052	U	
VMP-7	5	VMP-7-5-072522	7/25/2022	< 0.046	U		0.0020	J		< 0.013	U		< 0.01	U		0.0085			< 0.0058	U		< 0.0052	U		< 0.0053	U	
VMP-7	5	VMP-7-5-110722	11/7/2022	< 0.044	U		< 0.0036	U		< 0.012	U		0.029			< 0.0070	U		< 0.0056	U		< 0.0051	U		< 0.0051	U	
VMP-7	5	VMP-7-5-012023	1/20/2023	< 0.042	U		< 0.0035	U		< 0.012	U		< 0.0097	U		< 0.0067	U		< 0.0053	U		< 0.0048	U		< 0.0048	U	
VMP-7	13.5	VMP-7-13.5-050222	5/2/2022	< 0.046	U		< 0.0038	U		< 0.013	U		0.0048	J		0.0021	J		< 0.0058	U		< 0.0054	U		< 0.0054	U	
VMP-7	13.5	VMP-7-13.5-072522	7/25/2022	< 0.046	U		< 0.0038	U		< 0.013	U		0.0054	J		0.0031	J		0.0036	J		< 0.0054	U		< 0.0054	U	
VMP-7	13.5	VMP-7-13.5-072522-DUP	7/25/2022	< 0.047	U		< 0.0039	U		< 0.013	U		0.0044	J		0.012			< 0.0059	U		< 0.0054	U		< 0.0054	U	
VMP-7	13.5	VMP-7-13.5-110722	11/7/2022	< 0.048	U		< 0.0040	U		< 0.013	U		0.13			< 0.0077	U		< 0.0061	U		< 0.0056	U		< 0.0056	U	
VMP-7	13.5	VMP-7-13.5-012023	1/20/2023	< 0.042	U		< 0.0035	U		< 0.012	U		< 0.0097	U		0.0015	J		< 0.0053	U		< 0.0048	U		< 0.0048	U	
VMP-7	29.5	VMP-7-29.5-050222	5/2/2022	< 0.044	U		< 0.0036	U		< 0.012	U		0.0035	J	J	0.011			< 0.0055	U		< 0.0051	U		< 0.0051	U	
VMP-7	29.5	VMP-7-29.5-050222-DUP	5/2/2022	< 0.043	U		< 0.0036	U		< 0.012	U		0.07		J	0.012			< 0.0054	U		< 0.0050	U		< 0.0050	U	
VMP-7	29.5	VMP-7-29.5-072522	7/25/2022	< 0.046	U		< 0.0038	U		< 0.013	U		< 0.01	U		0.012			< 0.0058	U		< 0.0052	U		< 0.0053	U	
VMP-7	29.5	VMP-7-29.5-110722	11/7/2022	< 0.046	U		< 0.0038	U		< 0.013	U		0.0048	J		0.038			0.0042	J		< 0.0052	U		< 0.0053	U	
VMP-7	29.5	VMP-7-29.5-012023	1/20/2023	< 0.042	U		< 0.0034	U		< 0.012	U		< 0.0096	U		0.015			< 0.0053	U		< 0.0048	U		< 0.0048	U	
VMP-7	38	VMP-7-38-050222	5/2/2022	< 0.048	U		< 0.0039	U		< 0.013	U		0.029			0.016			< 0.0060	U		< 0.0055	U		< 0.0055	U	
VMP-7	38	VMP-7-38-072522	7/25/2022	< 0.047	U		< 0.0039	U		< 0.013	U		< 0.011	U		0.018			< 0.0060	U		< 0.0054	U		< 0.0054	U	
VMP-7	38	VMP-7-38-110722	11/7/2022	< 0.049	U		< 0.0040	U		< 0.014	U		< 0.011	U		0.017			< 0.0062	U		< 0.0056	U		< 0.0056	U	
VMP-7	38	VMP-7-38-012023	1/20/2023	< 0.041	U		< 0.0034	U		< 0.011	U		< 0.0094	U		0.019			< 0.0051	U		< 0.0047	U		< 0.0047	U	

TABLE 5
HISTORICAL SUMMARY OF SOIL VAPOR ANALYTICAL DETECTIONS AND SCREENING RESULTS: VILLAGE - VOCS

Location	Depth	Sample ID	Sample Date	Hexachlorobutadiene			Hexane			Isopentane			2-Propanol			Tetrachloroethene			Trichloroethene			1,2,4-Trimethylbenzene			1,3,5-Trimethylbenzene		
																0.55			1.5								
				Result (mg/m3)	Lab Quals	AECOM Quals	Result (mg/m3)	Lab Quals	AECOM Quals	Result (mg/m3)	Lab Quals	AECOM Quals	Result (mg/m3)	Lab Quals	AECOM Quals	Result (mg/m3)	Lab Quals	AECOM Quals	Result (mg/m3)	Lab Quals	AECOM Quals	Result (mg/m3)	Lab Quals	AECOM Quals	Result (mg/m3)	Lab Quals	AECOM Quals
VMP-8	5	VMP-8-5-042722	4/27/2022	< 0.046	U		0.0019	J		< 0.013	U		0.0078	J		< 0.0073	U		< 0.0058	U		< 0.0053	U		< 0.0053	U	
VMP-8	5	VMP-8-5-072222	7/22/2022	< 0.048	U		0.0034	J		< 0.013	U		0.0057	J		0.0045	J		< 0.0060	U		< 0.0055	U		< 0.0055	U	
VMP-8	5	VMP-8-5-111122	11/11/2022	< 0.046	U		0.0035	J		< 0.013	U		< 0.011	U		< 0.0074	U		< 0.0058	U		< 0.0053	U		< 0.0053	U	
VMP-8	5	VMP-8-5-011823	1/18/2023	< 0.044	U		< 0.0036	U		< 0.012	U		< 0.01	U		< 0.0070	U		< 0.0055	U		< 0.0051	U		< 0.0051	U	
VMP-8	9.5	VMP-8-9.5-042722	4/27/2022	< 0.046	U		0.0019	J		< 0.013	U		0.012		J	< 0.0073	U		< 0.0058	U		< 0.0053	U		< 0.0053	U	
VMP-8	9.5	VMP-8-9.5-042722-DUP	4/27/2022	< 0.046	U		0.0028	J		< 0.013	U		0.046		J	< 0.0074	U		< 0.0058	U		< 0.0054	U		< 0.0054	U	
VMP-8	9.5	VMP-8-9.5-072222	7/22/2022	< 0.047	U		< 0.0038	U		< 0.013	U		0.01	J		< 0.0074	U		< 0.0059	U		< 0.0054	U		< 0.0054	U	
VMP-8	9.5	VMP-8-9.5-111122	11/11/2022	< 0.045	U		< 0.0038	U		< 0.012	U		< 0.01	U		< 0.0072	U		< 0.0057	U		< 0.0052	U		< 0.0052	U	
VMP-8	9.5	VMP-8-9.5-111122-DUP	11/11/2022	< 0.043	U		0.0013	J		< 0.012	U		< 0.0099	U		< 0.0068	U		< 0.0054	U		< 0.0050	U		< 0.0050	U	
VMP-8	9.5	VMP-8-9.5-011823	1/18/2023	< 0.043	U		0.0031	J		< 0.012	U		< 0.0099	U		< 0.0068	U		< 0.0054	U		< 0.0050	U		< 0.0050	U	
VMP-8	23.5	VMP-8-23.5-042722	4/27/2022	< 0.048	U		0.0019	J		< 0.013	U		0.063			< 0.0077	U		< 0.0061	U		< 0.0056	U		< 0.0056	U	
VMP-8	23.5	VMP-8-23.5-072222	7/22/2022	< 0.044	U		< 0.0037	U		< 0.012	U		0.011			< 0.0070	U		< 0.0056	U		< 0.0051	U		< 0.0051	U	
VMP-8	23.5	VMP-8-23.5-072222-DUP	7/22/2022	< 0.046	U		< 0.0038	U		< 0.013	U		0.0047	J		0.0023	J		< 0.0058	U		< 0.0053	U		< 0.0053	U	
VMP-8	23.5	VMP-8-23.5-111122	11/11/2022	< 0.052	U		< 0.0043	U		< 0.014	U		< 0.012	U		< 0.0083	U		< 0.0066	U		< 0.0060	U		< 0.0060	U	
VMP-8	23.5	VMP-8-23.5-011823	1/18/2023	< 0.043	U		< 0.0036	U		< 0.012	U		< 0.0099	U		< 0.0068	U		0.0021	J		< 0.0050	U		< 0.0050	U	
VMP-8	35.5	VMP-8-35.5-042722	4/27/2022	< 0.045	U		0.0050			0.015			0.054			< 0.0072	U		< 0.0057	U		< 0.0052	U		< 0.0052	U	
VMP-8	35.5	VMP-8-35.5-072222	7/22/2022	< 0.05	U		0.0026	J		< 0.014	U		0.0057	J		< 0.0079	U		< 0.0063	U		< 0.0058	U		< 0.0058	U	
VMP-8	35.5	VMP-8-35.5-111122	11/11/2022	< 0.042	U		< 0.0034	U		< 0.012	U		< 0.0096	U		< 0.0066	U		< 0.0053	U		< 0.0048	U		< 0.0048	U	
VMP-8	35.5	VMP-8-35.5-011823	1/18/2023	< 0.042	U		< 0.0035	U		< 0.012	U		< 0.0097	U		< 0.0067	U		< 0.0053	U		< 0.0049	U		< 0.0049	U	
VMP-9	5	VMP-9-5-042722	4/27/2022	< 0.07	U		< 0.0058	U		< 0.019	U		0.02			< 0.011	U		< 0.0088	U		< 0.0081	U		< 0.0081	U	
VMP-9	5	VMP-9-5-072222	7/22/2022	< 0.048	U		< 0.0040	U		< 0.013	U		0.0061	J		< 0.0076	U		< 0.0060	U		< 0.0055	U		< 0.0055	U	
VMP-9	5	VMP-9-5-110722	11/7/2022	< 0.045	U		< 0.0037	U		< 0.012	U		0.033			< 0.0071	U		< 0.0056	U		< 0.0052	U		< 0.0052	U	
VMP-9	5	VMP-9-5-011823	1/18/2023	< 0.045	U		0.0013	J		< 0.012	U		< 0.01	U		< 0.0072	U		< 0.0057	U		< 0.0052	J	U	< 0.0052	J	U
VMP-9	11.5	VMP-9-11.5-042722	4/27/2022	< 0.044	U		< 0.0036	U		< 0.012	U		0.017			< 0.0070	U		< 0.0056	U		< 0.0051	U		< 0.0051	U	
VMP-9	11.5	VMP-9-11.5-072222	7/22/2022	< 0.047	U		< 0.0039	U		< 0.013	U		0.0064	J		< 0.0075	U		< 0.0059	U		< 0.0054	U		< 0.0054	U	
VMP-9	11.5	VMP-9-11.5-110722	11/7/2022	< 0.044	U		< 0.0036	U		< 0.012	U		< 0.01	U		< 0.0070	U		< 0.0056	U		< 0.0051	U		< 0.0051	U	
VMP-9	11.5	VMP-9-11.5-011823	1/18/2023	< 0.044	U		< 0.0037	U		< 0.012	U		< 0.01	U		< 0.0070	U		< 0.0056	U		< 0.0051	U		< 0.0051	J	U
VMP-9	25.5	VMP-9-25.5-042722	4/27/2022	< 0.045	U		< 0.0037	U		< 0.012	U		0.018			< 0.0071	U		< 0.0056	U		< 0.0052	U		< 0.0052	U	
VMP-9	25.5	VMP-9-25.5-042722-DUP	4/27/2022	< 0.045	U		< 0.0037	U		< 0.012	U		0.017			< 0.0071	U		< 0.0056	U		< 0.0052	U		< 0.0052	U	
VMP-9	25.5	VMP-9-25.5-072222	7/22/2022	< 0.046	U		< 0.0038	U		< 0.013	U		0.026			0.0019	J		< 0.0058	U		< 0.0052	U		< 0.0053	U	
VMP-9	25.5	VMP-9-25.5-072222-DUP	7/22/2022	< 0.045	U		< 0.0037	U		< 0.012	U		0.0064	J		< 0.0071	U		< 0.0056	U		< 0.0052	U		< 0.0052	U	
VMP-9	25.5	VMP-9-25.5-110722	11/7/2022	< 0.045	U		< 0.0037	U		< 0.012	U		0.0059	J		< 0.0071	U		< 0.0056	U		< 0.0052	U		< 0.0052	U	
VMP-9	25.5	VMP-9-25.5-011823	1/18/2023	< 0.044	U		< 0.0037	U		< 0.012	U		< 0.01	U		0.0013	J		< 0.0056	U		< 0.0051	U		< 0.0051	U	
VMP-9	38.5	VMP-9-38.5-042722	4/27/2022	< 0.047	U		< 0.0038	U		< 0.013	U		0.044			0.0034	J		< 0.0059	U		< 0.0054	U		< 0.0054	U	
VMP-9	38.5	VMP-9-38.5-072222	7/22/2022	< 0.047	U		< 0.0038	U		< 0.013	U		0.021			0.0033	J		< 0.0059	U		< 0.0054	U		< 0.0054	U	
VMP-9	38.5	VMP-9-38.5-110722	11/7/2022	< 0.043	U		0.0024	J		0.1			0.031			0.0036	J		< 0.0054	U		< 0.0049	U		< 0.0049	U	
VMP-9	38.5	VMP-9-38.5-011823	1/18/2023	< 0.046	U		< 0.0038	U		< 0.013	U		< 0.011	U		0.0031	J		< 0.0058	U		< 0.0054	U		< 0.0054	U	
VMP-18	8.5	VMP-18-8.5-042722	4/27/2022	< 0.049	U		< 0.0040	U		< 0.013	U		0.34			< 0.0077	U		< 0.0061	U		< 0.0056	U		< 0.0056	U	
VMP-18	8.5	VMP-18-8.5-072222	7/22/2022	< 0.046	U		< 0.0038	U		< 0.013	U		0.01	J		< 0.0072	U		< 0.0058	U		< 0.0052	U		< 0.0053	U	
VMP-18	8.5	VMP-18-8.5-111022	11/10/2022	< 0.051	U		< 0.0042	U		< 0.014	U		0.021			0.012			< 0.0064	U		< 0.0058	U		< 0.0058	U	
VMP-18	8.5	VMP-18-8.5-012323	1/23/2023	< 0.047	U		< 0.0039	U		< 0.013	U		< 0.011	J	U	< 0.0075	U		< 0.0059	U		< 0.0054	U		< 0.0054	U	
VMP-19	5	VMP-19-5-050222	5/2/2022	< 0.049	U		< 0.0040	U		< 0.013	U		0.0089	J		< 0.0077	U		< 0.0061	U		< 0.0056	U		< 0.0056	U	
VMP-19	5	VMP-19-5-050222-DUP	5/2/2022	< 0.046	U		< 0.0038	U		< 0.013	U		0.01	J		< 0.0074	U		< 0.0058	U		< 0.0054	U		< 0.0054	U	
VMP-19	5	VMP-19-5-072222	7/22/2022	< 0.047	U		< 0.0039	U		< 0.013	U		0.0084	J		< 0.0075	U		0.29			< 0.0054	U		< 0.0054	U	
VMP-19	5	VMP-19-5-110922	11/9/2022	< 0.045	U		< 0.0037	U		< 0.012	U		< 0.01	U		< 0.0072	U		< 0.0057	U		< 0.0052	U		< 0.0052	U	
VMP-19	5	VMP-19-5-012423	1/24/2023	< 0.044	U		< 0.0036	U		< 0.012	U		< 0.01	U		< 0.0069	U		< 0.0055	U		< 0.0050	U		< 0.0050	U	
VMP-20	5	VMP-20-5-042922	4/29/2022	< 0.047	U		0.0014	J		< 0.013	U		0.011			< 0.0075	U		< 0.0059	U		< 0.0054	U		< 0.0054	U	
VMP-20	5	VMP-20-5-080122	8/1/2022	< 0.048	U		< 0.0040	U		< 0.013	U		< 0.011	U		< 0.0076	U		< 0.0060	U		< 0.0055	U		< 0.0055	U	
VMP-20	5	VMP-20-5-110222	11/2/2022	< 0.047	U		0.011			0.013	J		0.0068	J	J	< 0.0074	U		< 0.0059	U		0.0050	J		< 0.0054	U	
VMP-20	5	VMP-20-5-012323	1/23/2023	< 0.045	U		< 0.0037	U		< 0.012	U		< 0.01	UJ	UJ	< 0.0071	U		< 0.0056	U		< 0.0052	U		< 0.0052	U	
VMP-20	10	VMP-20-10-042922	4/29/2022	< 0.045	U		< 0.0037	U		< 0.012	U		0.023			< 0.0071	U		< 0.0056	U		< 0.0052	U		< 0.0052	U	
VMP-20	10	VMP-20-10-080122	8/1/2022	< 0.045	U		< 0.0037	U		< 0.012	U		< 0.01	U		< 0.0072	U		0.011			< 0.0052	U		< 0.0052	U	
VMP-20	10	VMP-20-10-110222	11/2/2022	< 0.044	U		< 0.0037	U		< 0.012	U		0.0054	J	J	< 0.0070	U		< 0.0056	U		< 0.0051	U		< 0.0051	U	
VMP-20	10	VMP-20-10-012323	1/23/2023	< 0.046	U		< 0.0038	U		< 0.013	U		0.0039	J	J	0.0020	J		< 0.0058	U		< 0.0053	U		< 0.0053	U	

TABLE 5
HISTORICAL SUMMARY OF SOIL VAPOR ANALYTICAL DETECTIONS AND SCREENING RESULTS: VILLAGE - VOCS

Location	Depth	Sample ID	Sample Date	Hexachlorobutadiene			Hexane			Isopentane			2-Propanol			Tetrachloroethene			Trichloroethene			1,2,4-Trimethylbenzene			1,3,5-Trimethylbenzene		
																0.55			1.5								
				Result (mg/m3)	Lab Quals	AECOM Quals	Result (mg/m3)	Lab Quals	AECOM Quals	Result (mg/m3)	Lab Quals	AECOM Quals	Result (mg/m3)	Lab Quals	AECOM Quals	Result (mg/m3)	Lab Quals	AECOM Quals	Result (mg/m3)	Lab Quals	AECOM Quals	Result (mg/m3)	Lab Quals	AECOM Quals	Result (mg/m3)	Lab Quals	AECOM Quals
VMP-20	25	VMP-20-25-042922	4/29/2022	< 0.041	U		0.0012	J		< 0.011	U		0.0087	J		< 0.0066	U		< 0.0052	U		< 0.0048	U		< 0.0048	U	
VMP-20	25	VMP-20-25-080122	8/1/2022	< 0.048	U		< 0.0040	U		< 0.013	U		< 0.011	U		< 0.0077	U		< 0.0061	U		< 0.0056	U		< 0.0056	U	
VMP-20	25	VMP-20-25-110222	11/2/2022	< 0.053	U		0.0017	J		< 0.014	U		< 0.012	U		0.0028	J		< 0.0066	U		< 0.0061	U		< 0.0061	U	
VMP-20	25	VMP-20-25-012323	1/23/2023	< 0.044	U		< 0.0036	U		< 0.012	U		0.0058	J	J	< 0.0070	U		< 0.0056	U		< 0.0051	U		< 0.0051	U	
VMP-20	39.5	VMP-20-39.5-012323	1/23/2023	< 0.045	U		< 0.0037	U		< 0.012	U		< 0.01	U		< 0.0071	U		< 0.0056	U		< 0.0052	U		< 0.0052	U	
VMP-21	5	VMP-21-5-042922	4/29/2022	< 0.046	U		0.13			0.063			0.014			< 0.0072	U		< 0.0058	U		< 0.0052	U		< 0.0053	U	
VMP-21	5	VMP-21-5-072922	7/29/2022	< 0.045	U		< 0.0038	U		< 0.012	U		0.0052	J		0.0024	J		< 0.0057	U		< 0.0052	U		< 0.0052	U	
VMP-21	5	VMP-21-5-111122	11/11/2022	< 0.043	U		0.0024	J		< 0.012	U		< 0.0099	U		0.0018	J		< 0.0054	U		< 0.0050	U		< 0.0050	U	
VMP-21	5	VMP-21-5-012423	1/24/2023	< 0.047	U		< 0.0038	U		< 0.013	U		< 0.011	U		< 0.0074	U		< 0.0059	U		< 0.0054	U		< 0.0054	U	
VMP-21	10	VMP-21-10-042922	4/29/2022	< 0.05	U		0.0041			0.58			0.0086	J		0.0026	J		< 0.0063	U		< 0.0057	U		< 0.0057	U	
VMP-21	10	VMP-21-10-072922	7/29/2022	< 0.047	U		< 0.0038	U		< 0.013	U		< 0.011	U		0.0032	J		< 0.0059	U		< 0.0054	U		< 0.0054	U	
VMP-21	10	VMP-21-10-111122	11/11/2022	< 0.042	U		< 0.0034	U		< 0.012	U		< 0.0096	U		0.0037	J		< 0.0052	U		< 0.0048	U		< 0.0048	U	
VMP-21	10	VMP-21-10-111122-DUP	11/11/2022	< 0.044	U		< 0.0037	U		< 0.012	U		< 0.01	U		0.0037	J		< 0.0056	U		< 0.0051	U		< 0.0051	U	
VMP-21	10	VMP-21-10-012423	1/24/2023	< 0.044	U		< 0.0036	U		< 0.012	U		< 0.01	U		0.0021	J		< 0.0056	U		< 0.0051	U		< 0.0051	U	
VMP-21	10	VMP-21-10-012423-DUP	1/24/2023	< 0.044	U		< 0.0036	U		< 0.012	U		< 0.01	U		0.0023	J		< 0.0055	U		< 0.0050	U		< 0.0050	U	
VMP-21	25	VMP-21-25-042922	4/29/2022	< 0.047	U		< 0.0038	U		< 0.013	U		0.0093	J		0.0032	J		< 0.0059	U		< 0.0054	U		< 0.0054	U	
VMP-21	25	VMP-21-25-072922	7/29/2022	< 0.049	U		< 0.0040	U		< 0.013	U		< 0.011	U		0.0036	J		< 0.0061	U		< 0.0056	U		< 0.0056	U	
VMP-21	25	VMP-21-25-111122	11/11/2022	< 0.042	U		< 0.0035	U		< 0.012	U		< 0.0097	U		0.0038	J		< 0.0053	U		< 0.0049	U		< 0.0049	U	
VMP-21	25	VMP-21-25-012423	1/24/2023	< 0.044	U		< 0.0036	U		< 0.012	U		< 0.01	U		0.0034	J		< 0.0055	U		< 0.0051	U		< 0.0051	U	
VMP-21	33	VMP-21-33-042922	4/29/2022	< 0.047	U		< 0.0039	U		< 0.013	U		0.0039	J		0.0035	J		< 0.0059	U		< 0.0054	U		< 0.0054	U	
VMP-21	33	VMP-21-33-072922	7/29/2022	< 0.048	U		< 0.0039	U		< 0.013	U		< 0.011	U		0.0033	J		< 0.0060	U		< 0.0055	U		< 0.0055	U	
VMP-21	33	VMP-21-33-111122	11/11/2022	< 0.043	U		< 0.0036	U		< 0.012	U		< 0.0099	U		0.0037	J		< 0.0054	U		< 0.0050	U		< 0.0050	U	
VMP-21	33	VMP-21-33-012423	1/24/2023	< 0.045	U		< 0.0037	U		< 0.012	U		< 0.01	U		0.0038	J		< 0.0057	U		< 0.0052	U		< 0.0052	U	
VMP-22	5	VMP-22-5-072622	7/26/2022	< 0.047	U		< 0.0039	U		< 0.013	U		0.0044	J		< 0.0075	U		< 0.0059	U		< 0.0054	U		< 0.0054	U	
VMP-22	5	VMP-22-5-111122	11/11/2022	< 0.046	U		< 0.0038	U		< 0.013	U		0.0067	J		0.013			0.0017	J		< 0.0053	U		< 0.0053	U	
VMP-22	5	VMP-22-5-012723	1/27/2023	< 0.045	U		< 0.0037	U		< 0.012	U		< 0.01	U		< 0.0071	U		< 0.0056	U		< 0.0052	U		< 0.0052	U	
VMP-22	10	VMP-22-10-050522	5/5/2022	< 0.34	U		0.08			5.3			< 0.078	U		< 0.054	U		< 0.043	U		< 0.039	U		< 0.039	U	
VMP-22	10	VMP-22-10-072622	7/26/2022	< 0.043	U		< 0.0036	U		< 0.012	U		0.0045	J		< 0.0068	U		< 0.0054	U		< 0.0050	U		< 0.0050	U	
VMP-22	10	VMP-22-10-111122	11/11/2022	< 0.045	U		< 0.0037	U		< 0.012	U		< 0.01	U		< 0.0072	U		< 0.0057	U		< 0.0052	U		< 0.0052	U	
VMP-22	10	VMP-22-10-012723	1/27/2023	< 0.046	U		< 0.0038	U		< 0.013	U		< 0.01	U		< 0.0072	U		< 0.0058	U		< 0.0052	U		< 0.0053	U	
VMP-22	18	VMP-22-18-050522	5/5/2022	< 0.18	U		0.0092	J		4.2			< 0.04	U		< 0.028	U		< 0.022	U		< 0.02	U		< 0.02	U	
VMP-22	18	VMP-22-18-111122	11/11/2022	< 0.044	U		< 0.0037	U		< 0.012	U		0.0040	J		< 0.0070	U		< 0.0056	U		< 0.0051	U		< 0.0051	U	
VMP-22	18	VMP-22-18-012723	1/27/2023	< 0.044	U		< 0.0037	U		< 0.012	U		< 0.01	U		0.01			< 0.0056	U		< 0.0051	U		< 0.0051	U	
VMP-22	38	VMP-22-38-050522	5/5/2022	< 0.044	U		0.0086			< 0.012	U		0.021			0.0033	J		< 0.0056	U		0.011			0.0044	J	
VMP-22	38	VMP-22-38-111122	11/11/2022	< 0.044	U		0.0049			< 0.012	U		0.0046	J		< 0.0070	U		< 0.0056	U		< 0.0051	U		< 0.0051	U	
VMP-22	38	VMP-22-38-012723	1/27/2023	< 0.041	U		< 0.0034	U		0.015			< 0.0095	U		< 0.0066	U		< 0.0052	U		< 0.0048	U		< 0.0048	U	
VMP-23	5	VMP-23-5-050422	5/4/2022	< 0.045	U		< 0.0038	U		< 0.012	U		0.011			< 0.0072	U		< 0.0057	U		0.0068			0.0029	J	
VMP-23	5	VMP-23-5-072522	7/25/2022	< 0.049	U		< 0.0040	U		< 0.014	U		0.0042	J		0.0033	J		< 0.0062	U		< 0.0056	U		< 0.0056	U	
VMP-23	5	VMP-23-5-110322	11/3/2022	< 0.048	U		0.0017	J		< 0.013	U		0.0040	J		< 0.0076	U		< 0.0060	U		< 0.0055	U		< 0.0055	U	
VMP-23	5	VMP-23-5-012323	1/23/2023	< 0.042	U		< 0.0035	U		< 0.012	U		< 0.01		U	< 0.0067	U		< 0.0053	U		< 0.0048	U		< 0.0048	U	
VMP-23	10	VMP-23-10-050422	5/4/2022	< 0.049	U		< 0.0041	U		< 0.014	U		0.0072	J		< 0.0079	U		< 0.0062	U		0.0046	J		0.0020	J	
VMP-23	10	VMP-23-10-072522	7/25/2022	< 0.048	U		< 0.0040	U		< 0.013	U		< 0.011	U		< 0.0076	U		< 0.0060	U		< 0.0055	U		< 0.0055	U	
VMP-23	10	VMP-23-10-110322	11/3/2022	< 0.047	U		< 0.0039	U		< 0.013	U		0.0046	J		< 0.0075	U		< 0.0059	U		< 0.0054	U		< 0.0054	U	
VMP-23	10	VMP-23-10-012323	1/23/2023	< 0.043	U		< 0.0036	U		< 0.012	U		< 0.0099	J	U	< 0.0068	U		< 0.0054	U		< 0.0050	U		< 0.0050	U	
VMP-23	25	VMP-23-25-050422	5/4/2022	< 0.046	U		< 0.0038	U		< 0.013	U		0.0078	J		< 0.0073	U		< 0.0058	U		0.0049	J		0.0024	J	
VMP-23	25	VMP-23-25-072522	7/25/2022	< 0.049	U		0.0014	J		< 0.013	U		0.0097	J		< 0.0077	U		< 0.0061	U		< 0.0056	U		< 0.0056	U	
VMP-23	25	VMP-23-25-110322	11/3/2022	< 0.049	U		< 0.0041	U		< 0.014	U		< 0.011	U		< 0.0078	U		< 0.0062	U		< 0.0057	U		< 0.0057	U	
VMP-23	25	VMP-23-25-012323	1/23/2023	< 0.041	U		< 0.0034	U		< 0.011	U		< 0.0095	J	U	< 0.0066	U		< 0.0052	U		< 0.0048	U		< 0.0048	U	
VMP-23	40	VMP-23-40-050422	5/4/2022	< 0.044	U		0.0015	J		< 0.012	U		0.0090	J		< 0.0071	U		< 0.0056	U		0.014			0.0059		
VMP-23	40	VMP-23-40-050422-DUP	5/4/2022	< 0.048	U		< 0.0040	U		< 0.013	U		0.0094	J		< 0.0077	U		< 0.0061	U		0.0056			0.0023	J	
VMP-23	40	VMP-23-40-110322	11/3/2022	< 0.047	U		0.0059			< 0.013	U		< 0.011	U		< 0.0075	U		0.0032	J		0.0052	J		0.0021	J	
VMP-23	40	VMP-23-40-012323	1/23/2023	< 0.043	U		< 0.0035	U		< 0.012	U		< 0.0098	U		< 0.0068	U		< 0.0054	U		< 0.0049	U		< 0.0049	U	
VMP-24	5	VMP-24-5-050322	5/3/2022	< 0.045	U		0.0011	J		< 0.012	U		0.017			< 0.0072	U		< 0.0057	U		< 0.0052	U		< 0.0052	U	
VMP-24	5	VMP-24-5-072522	7/25/2022	< 0.045	U		0.0034	J		< 0.012	U		< 0.01	U		< 0.0072	U		< 0.0057	U		< 0.0052	U		< 0.0052	U	
VMP-24	5	VMP-24-5-110722	11/7/2022	< 0.046	U		< 0.0038	U		< 0.013	U		< 0.011	U		< 0.0074	U		< 0.0058	U		< 0.0053	U		< 0.0053	U	
VMP-24	5	VMP-24-5-110722-DUP	11/7/2022	< 0.044	U		< 0.0037	U		< 0.012	U		0.015			< 0.0071	U		< 0.0056	U		< 0.0051	U		< 0.0051	U	
VMP-24	5	VMP-24-5-011923	1/19/2023	< 0.049	U		< 0.0040	U		< 0.013	U		< 0.011	U		< 0.0077	U		< 0.0061	U		< 0.0056	U		< 0.0056	U	

TABLE 5
HISTORICAL SUMMARY OF SOIL VAPOR ANALYTICAL DETECTIONS AND SCREENING RESULTS: VILLAGE - VOCS

Location	Depth	Sample ID	Sample Date	Hexachlorobutadiene			Hexane			Isopentane			2-Propanol			Tetrachloroethene			Trichloroethene			1,2,4-Trimethylbenzene			1,3,5-Trimethylbenzene		
																0.55			1.5								
				Result (mg/m3)	Lab Quals	AECOM Quals	Result (mg/m3)	Lab Quals	AECOM Quals	Result (mg/m3)	Lab Quals	AECOM Quals	Result (mg/m3)	Lab Quals	AECOM Quals	Result (mg/m3)	Lab Quals	AECOM Quals	Result (mg/m3)	Lab Quals	AECOM Quals	Result (mg/m3)	Lab Quals	AECOM Quals	Result (mg/m3)	Lab Quals	AECOM Quals
VMP-24	10	VMP-24-10-050322	5/3/2022	< 0.044	U		< 0.0036	U		< 0.012	U		0.021			< 0.0070	U		< 0.0056	U		< 0.0051	U		< 0.0051	U	
VMP-24	10	VMP-24-10-072522	7/25/2022	< 0.045	U		< 0.0037	U		< 0.012	U		< 0.01	U		< 0.0071	U		< 0.0056	U		< 0.0052	U		< 0.0052	U	
VMP-24	10	VMP-24-10-110722	11/7/2022	< 0.044	U		< 0.0036	U		< 0.012	U		0.0050	J		< 0.0070	U		< 0.0055	U		< 0.0050	U		< 0.0050	U	
VMP-24	10	VMP-24-10-011923	1/19/2023	< 0.045	U		< 0.0037	U		< 0.012	U		< 0.01	U		< 0.0072	U		< 0.0057	U		< 0.0052	U		< 0.0052	U	
VMP-24	22	VMP-24-22-050322	5/3/2022	< 0.045	U		< 0.0037	U		< 0.012	U		0.0073	J		< 0.0072	U		< 0.0057	U		< 0.0052	U		< 0.0052	U	
VMP-24	22	VMP-24-22-050322-DUP	5/3/2022	< 0.045	U		< 0.0038	U		< 0.012	U		0.0080	J		< 0.0072	U		< 0.0057	U		< 0.0052	U		< 0.0052	U	
VMP-24	22	VMP-24-22-072522	7/25/2022	< 0.044	U		< 0.0036	U		< 0.012	U		0.01			< 0.0070	U		< 0.0056	U		< 0.0051	U		< 0.0051	U	
VMP-24	22	VMP-24-22-110722	11/7/2022	< 0.047	U		0.0038			< 0.013	U		0.0044	J		< 0.0074	U		< 0.0059	U		< 0.0054	U		< 0.0054	U	
VMP-24	22	VMP-24-22-011923	1/19/2023	< 0.045	U		< 0.0038	U		< 0.012	U		< 0.01	U		0.0018	J		< 0.0057	U		< 0.0052	U		< 0.0052	U	
VMP-24	22	VMP-24-22-011923-DUP	1/19/2023	< 0.044	U		< 0.0036	U		< 0.012	U		< 0.01	U		< 0.0070	U		< 0.0055	U		< 0.0051	U		< 0.0051	U	
VMP-24	34	VMP-24-34-050322	5/3/2022	< 0.045	U		< 0.0037	U		< 0.012	U		0.0076	J		< 0.0072	U		< 0.0057	U		< 0.0052	U		< 0.0052	U	
VMP-24	34	VMP-24-34-072522	7/25/2022	< 0.047	U		< 0.0039	U		< 0.013	U		0.0090	J		< 0.0075	U		< 0.0060	U		< 0.0054	U		< 0.0054	U	
VMP-24	34	VMP-24-34-110722	11/7/2022	< 0.047	U		< 0.0038	U		< 0.013	U		< 0.011	U		< 0.0074	U		< 0.0059	U		< 0.0054	U		< 0.0054	U	
VMP-24	34	VMP-24-34-011923	1/19/2023	< 0.046	U		< 0.0038	U		< 0.013	U		0.0057	J		< 0.0073	U		< 0.0058	U		< 0.0053	U		< 0.0053	U	
VMP-32	5	VMP-32-5-042822	4/28/2022	< 0.048	U		< 0.0040	U		< 0.013	U		0.0095	J		< 0.0077	U		< 0.0061	U		< 0.0056	U		< 0.0056	U	
VMP-32	5	VMP-32-5-072922	7/29/2022	< 0.045	U		0.0017	J		< 0.012	U		< 0.01	U		< 0.0071	U		< 0.0056	U		< 0.0052	U		< 0.0052	U	
VMP-32	5	VMP-32-5-110822	11/8/2022	< 0.046	U		< 0.0038	U		< 0.013	U		< 0.01	U		< 0.0072	U		< 0.0058	U		< 0.0052	U		< 0.0053	U	
VMP-32	5	VMP-32-5-012323	1/23/2023	< 0.044	U		< 0.0037	U		< 0.012	U		< 0.01	U		0.0033	J		< 0.0056	U		< 0.0051	U		< 0.0051	U	
VMP-32	10	VMP-32-10-042822	4/28/2022	< 0.046	U		0.0034	J		< 0.013	U		0.044			0.0033	J		0.0065			< 0.0053	U		< 0.0053	U	
VMP-32	10	VMP-32-10-072922	7/29/2022	< 0.049	U		< 0.0040	U		< 0.014	U		< 0.011	U		< 0.0078	U		< 0.0062	U		< 0.0056	U		< 0.0056	U	
VMP-32	10	VMP-32-10-072922-DUP	7/29/2022	< 0.044	U		< 0.0036	U		< 0.012	U		< 0.01	U		< 0.0069	U		< 0.0055	U		< 0.0050	U		< 0.0050	U	
VMP-32	10	VMP-32-10-110822	11/8/2022	< 0.046	U		0.0029	J		< 0.013	U		< 0.01	U		0.044			< 0.0058	U		< 0.0053	U		< 0.0053	U	
VMP-32	10	VMP-32-10-012323	1/23/2023	< 0.046	U		0.02			0.014			< 0.011	U		0.0023	J		< 0.0058	U		< 0.0053	U		< 0.0053	U	
VMP-32	20	VMP-32-20-042822	4/28/2022	< 0.045	U		0.2			0.12			0.048			0.13			< 0.0057	U		< 0.0052	U		< 0.0052	U	
VMP-32	20	VMP-32-20-072922	7/29/2022	< 0.046	U		< 0.0038	U		< 0.013	U		0.0056	J		< 0.0074	U		< 0.0058	U		< 0.0054	U		< 0.0054	U	
VMP-32	20	VMP-32-20-110822	11/8/2022	< 0.046	U		< 0.0038	U		< 0.013	U		< 0.01	U		< 0.0072	U		< 0.0058	U		< 0.0052	U		< 0.0053	U	
VMP-32	20	VMP-32-20-012323	1/23/2023	< 0.048	U		< 0.0040	U		< 0.013	U		0.029			< 0.0077	U		< 0.0061	U		< 0.0056	U		< 0.0056	U	
VMP-32	30	VMP-32-30-042822	4/28/2022	< 0.048	U		< 0.0039	U		< 0.013	U		0.056			< 0.0076	U		< 0.0060	U		< 0.0055	U		< 0.0055	U	
VMP-32	30	VMP-32-30-012323	1/23/2023	< 0.045	U		< 0.0037	U		< 0.012	U		< 0.01	U		< 0.0071	U		< 0.0056	U		< 0.0052	U		< 0.0052	U	
VMP-42	10	VMP-42-10-042822	4/28/2022	< 0.045	U		0.0018	J		< 0.012	U		0.014			< 0.0071	U		< 0.0056	U		< 0.0052	U		< 0.0052	U	
VMP-42	10	VMP-42-10-072822	7/28/2022	< 0.045	U		< 0.0037	U		< 0.012	U		< 0.01	U		< 0.0072	U		< 0.0057	U		< 0.0052	U		< 0.0052	U	
VMP-42	10	VMP-42-10-110422	11/4/2022	< 0.049	U		0.04			0.04			0.051			< 0.0078	U		< 0.0062	U		< 0.0056	U		< 0.0056	U	
VMP-42	10	VMP-42-10-012023	1/20/2023	< 0.044	U		< 0.0036	U		< 0.012	U		< 0.01	U		0.025			< 0.0055	U		< 0.0050	U		< 0.0050	U	
VMP-42	20	VMP-42-20-042822	4/28/2022	< 0.046	U		< 0.0038	U		< 0.013	U		0.0070	J		< 0.0072	U		< 0.0058	U		< 0.0052	U		< 0.0053	U	
VMP-42	20	VMP-42-20-072822	7/28/2022	< 0.045	U		< 0.0037	U		< 0.012	U		0.0060	J		< 0.0071	U		< 0.0056	U		< 0.0052	U		< 0.0052	U	
VMP-42	20	VMP-42-20-110422	11/4/2022	< 0.056	U		< 0.0046	U		< 0.016	U		0.041		J	0.0018	J		< 0.0071	U		< 0.0065	U		< 0.0065	U	
VMP-42	20	VMP-42-20-110422-DUP	11/4/2022	< 0.049	U		< 0.0040	U		< 0.014	U		0.012		J	< 0.0078	U		0.0052	J		0.0022	J		< 0.0056	U	
VMP-42	20	VMP-42-20-012023	1/20/2023	< 0.044	U		< 0.0036	U		< 0.012	U		0.013			< 0.0070	U		< 0.0055	U		< 0.0050	U		< 0.0050	U	
VMP-42	30	VMP-42-30-042822	4/28/2022	< 0.043	U		< 0.0036	U		< 0.012	U		0.024			< 0.0068	U		< 0.0054	U		< 0.0050	U		< 0.0050	U	
VMP-42	30	VMP-42-30-072822	7/28/2022	< 0.049	U		0.0013	J		< 0.013	U		< 0.011	U		< 0.0077	U		< 0.0061	U		< 0.0056	U		< 0.0056	U	
VMP-42	30	VMP-42-30-110422	11/4/2022	< 0.047	U		0.0032	J		0.017			0.049			< 0.0075	U		< 0.0059	U		< 0.0054	U		< 0.0054	U	
VMP-42	30	VMP-42-30-012023	1/20/2023	< 0.043	U		0.0011	J		< 0.012	U		< 0.0099	U		< 0.0068	U		< 0.0054	U		< 0.0049	U		< 0.0049	U	
VMP-42	30	VMP-42-30-012023-DUP	1/20/2023	< 0.043	U		< 0.0035	U		< 0.012	U		< 0.0099	U		< 0.0068	U		< 0.0054	U		< 0.0049	U		< 0.0049	U	
VMP-43	10	VMP-43-10-050222	5/2/2022	< 0.039	U		0.0021	J		< 0.011	U		0.014			< 0.0063	U		< 0.0050	U		< 0.0045	U		< 0.0045	U	
VMP-43	10	VMP-43-10-072822	7/28/2022	< 0.047	U		< 0.0039	U		< 0.013	U		0.0045	J		< 0.0075	U		< 0.0059	U		< 0.0054	U		< 0.0054	U	
VMP-43	10	VMP-43-10-110422	11/4/2022	< 0.047	U		< 0.0039	U		< 0.013	U		0.012			< 0.0075	U		< 0.0059	U		< 0.0054	U		< 0.0054	U	
VMP-43	10	VMP-43-10-012023	1/20/2023	< 0.043	U		< 0.0036	U		< 0.012	U		< 0.0099	U	UJ	0.0022	J		< 0.0054	U		< 0.0050	U		< 0.0050	U	
VMP-43	10	VMP-43-10-012023-DUP	1/20/2023	< 0.042	U		< 0.0035	U		< 0.012	U		0.03		J	< 0.0067	U		0.0016	J		< 0.0049	U		< 0.0049	U	
VMP-43	20	VMP-43-20-050222	5/2/2022	< 0.046	U		< 0.0038	U		< 0.013	U		0.022			< 0.0073	U		< 0.0058	U		< 0.0053	U		< 0.0053	U	
VMP-43	20	VMP-43-20-072822	7/28/2022	< 0.046	U		< 0.0038	U		< 0.013	U		< 0.01	U		0.0027	J		< 0.0058	U		< 0.0053	U		< 0.0053	U	
VMP-43	20	VMP-43-20-072822-DUP	7/28/2022	< 0.046	U		< 0.0038	U		< 0.013	U		< 0.01	U		< 0.0072	U		< 0.0058	U		< 0.0052	U		< 0.0053	U	
VMP-43	20	VMP-43-20-110422	11/4/2022	< 0.047	U		< 0.0039	U		< 0.013	U		0.0043	J		< 0.0075	U		< 0.0059	U		< 0.0054	U		< 0.0054	U	
VMP-43	20	VMP-43-20-110422-DUP	11/4/2022	< 0.049	U		< 0.0041	U		< 0.014	U		0.0069	J		< 0.0078	U		< 0.0062	U		< 0.0057	U		< 0.0057	U	
VMP-43	20	VMP-43-20-012023	1/20/2023	< 0.044	U		< 0.0036	U		< 0.012	U		< 0.01	U		< 0.0070	U		< 0.0055	U		< 0.0051	U		< 0.0051	U	

TABLE 5
HISTORICAL SUMMARY OF SOIL VAPOR ANALYTICAL DETECTIONS AND SCREENING RESULTS: VILLAGE - VOCS

Location	Depth	Sample ID	Sample Date	Hexachlorobutadiene			Hexane			Isopentane			2-Propanol			Tetrachloroethene			Trichloroethene			1,2,4-Trimethylbenzene			1,3,5-Trimethylbenzene		
																0.55			1.5								
				Result (mg/m3)	Lab Quals	AECOM Quals	Result (mg/m3)	Lab Quals	AECOM Quals	Result (mg/m3)	Lab Quals	AECOM Quals	Result (mg/m3)	Lab Quals	AECOM Quals	Result (mg/m3)	Lab Quals	AECOM Quals	Result (mg/m3)	Lab Quals	AECOM Quals	Result (mg/m3)	Lab Quals	AECOM Quals	Result (mg/m3)	Lab Quals	AECOM Quals
VMP-43	30	VMP-43-30-050222	5/2/2022	< 0.046	U		< 0.0038	U		< 0.013	U		0.0072	J		< 0.0072	U		< 0.0058	U		< 0.0052	U		< 0.0053	U	
VMP-43	30	VMP-43-30-050222-DUP	5/2/2022	< 0.046	U		< 0.0038	U		< 0.013	U		0.0045	J		< 0.0074	U		< 0.0058	U		< 0.0054	U		< 0.0054	U	
VMP-43	30	VMP-43-30-072822	7/28/2022	< 0.047	U		< 0.0039	U		< 0.013	U		< 0.011	U		< 0.0075	U		< 0.0059	U		< 0.0054	U		< 0.0054	U	
VMP-43	30	VMP-43-30-110422	11/4/2022	< 0.049	U		< 0.0040	U		< 0.014	U		0.013			< 0.0078	U		< 0.0062	U		< 0.0056	U		< 0.0056	U	
VMP-43	30	VMP-43-30-012023	1/20/2023	< 0.04	U		< 0.0033	U		< 0.011	U		< 0.0092	U		< 0.0063	U		< 0.0050	U		< 0.0046	U		< 0.0046	U	
VMP-45	10	VMP-45-10-050222	5/2/2022	< 0.048	U		< 0.0040	U		< 0.013	U		0.019			< 0.0077	U		< 0.0061	U		< 0.0056	U		< 0.0056	U	
VMP-45	10	VMP-45-10-050222-DUP	5/2/2022	< 0.048	U		< 0.0039	U		< 0.013	U		0.021			< 0.0076	U		< 0.0060	U		< 0.0055	U		< 0.0055	U	
VMP-45	10	VMP-45-10-072522	7/25/2022	< 0.048	U		0.0023	J		< 0.013	U		0.0063	J		< 0.0076	U		< 0.0060	U		< 0.0055	U		< 0.0055	U	
VMP-45	10	VMP-45-10-110722	11/7/2022	< 0.045	U		< 0.0037	U		< 0.012	U		0.036			0.0035	J		< 0.0057	U		< 0.0052	U		< 0.0052	U	
VMP-45	10	VMP-45-10-012023	1/20/2023	< 0.044	U		< 0.0036	U		< 0.012	U		0.03			< 0.0070	U		< 0.0055	U		< 0.0051	U		< 0.0051	U	
VMP-45	20	VMP-45-20-050222	5/2/2022	< 0.047	U		< 0.0039	U		< 0.013	U		0.0077	J		< 0.0075	U		< 0.0060	U		< 0.0054	U		< 0.0054	U	
VMP-45	20	VMP-45-20-072522	7/25/2022	< 0.051	U		< 0.0042	U		< 0.014	U		< 0.012	U		0.0048	J		< 0.0065	U		< 0.0059	U		< 0.0059	U	
VMP-45	20	VMP-45-20-110722	11/7/2022	< 0.046	U		< 0.0038	U		< 0.013	U		0.034			< 0.0073	U		< 0.0058	U		< 0.0053	U		< 0.0053	U	
VMP-45	20	VMP-45-20-012023	1/20/2023	< 0.046	U		< 0.0038	U		< 0.013	U		< 0.01	U		< 0.0072	U		< 0.0058	U		< 0.0052	U		< 0.0053	U	
VMP-45	30	VMP-45-30-050222	5/2/2022	< 0.045	U		< 0.0038	U		< 0.012	U		0.021			< 0.0072	U		< 0.0057	U		< 0.0052	U		< 0.0052	U	
VMP-45	30	VMP-45-30-072522	7/25/2022	< 0.049	U		0.0013	J		< 0.013	U		0.011	J		< 0.0077	U		< 0.0061	U		< 0.0056	U		< 0.0056	U	
VMP-45	30	VMP-45-30-110722	11/7/2022	< 0.045	U		0.0032	J		< 0.012	U		< 0.01	U		< 0.0072	U		< 0.0057	U		< 0.0052	U		< 0.0052	U	
VMP-45	30	VMP-45-30-012023	1/20/2023	< 0.042	U		< 0.0035	U		< 0.012	U		< 0.0097	U		< 0.0067	U		< 0.0053	U		< 0.0049	U		< 0.0049	U	
VMP-47	5	VMP-47-5-050522	5/5/2022	< 0.047	U		< 0.0038	U		< 0.013	U		0.011			< 0.0074	U		< 0.0059	U		< 0.0054	U		< 0.0054	U	
VMP-47	5	VMP-47-5-080222	8/2/2022	< 0.048	U		< 0.0040	U		< 0.013	U		< 0.011	U		< 0.0077	U		< 0.0061	U		< 0.0056	U		< 0.0056	U	
VMP-47	5	VMP-47-5-110822	11/8/2022	< 0.041	U		< 0.0034	U		< 0.011	U		< 0.0094	U		< 0.0065	U		< 0.0052	U		< 0.0047	U		< 0.0047	U	
VMP-47	5	VMP-47-5-012323	1/23/2023	< 0.045	U		< 0.0038	U		< 0.012	U		< 0.01	UJ	UJ	< 0.0072	U		< 0.0057	U		< 0.0052	U		< 0.0052	U	
VMP-47	10	VMP-47-10-050522	5/5/2022	< 0.046	U		< 0.0038	U		< 0.013	U		0.014			< 0.0074	U		< 0.0058	U		< 0.0053	U		< 0.0053	U	
VMP-47	10	VMP-47-10-080222	8/2/2022	< 0.046	U		< 0.0038	U		0.013			< 0.011	U		< 0.0073	U		< 0.0058	U		< 0.0053	U		< 0.0053	U	
VMP-47	10	VMP-47-10-080222-DUP	8/2/2022	< 0.046	U		< 0.0038	U		< 0.013	U		< 0.01	U		< 0.0072	U		< 0.0058	U		< 0.0052	U		< 0.0053	U	
VMP-47	10	VMP-47-10-110822	11/8/2022	< 0.045	U		< 0.0037	U		< 0.012	U		0.0097	J		< 0.0072	U		< 0.0057	U		< 0.0052	U		< 0.0052	U	
VMP-47	10	VMP-47-10-012323	1/23/2023	< 0.042	U		< 0.0035	U		< 0.012	U		< 0.0097	UJ	UJ	0.0022	J		0.0013	J		< 0.0049	U		< 0.0049	U	
VMP-47	20	VMP-47-20-050522	5/5/2022	< 0.046	U		< 0.0038	U		< 0.013	U		< 0.01	J	U	< 0.0072	U		< 0.0058	U		< 0.0052	U		< 0.0053	U	
VMP-47	20	VMP-47-20-080222	8/2/2022	< 0.045	U		< 0.0037	U		< 0.012	U		0.028			0.0036	J		0.0038	J		< 0.0052	U		< 0.0052	U	
VMP-47	20	VMP-47-20-110822	11/8/2022	< 0.042	U		< 0.0035	U		< 0.012	U		0.0050	J		0.0019	J		< 0.0053	U		< 0.0048	U		< 0.0048	U	
VMP-47	20	VMP-47-20-012323	1/23/2023	< 0.043	U		< 0.0035	U		< 0.012	U		< 0.0099	UJ	UJ	< 0.0068	U		< 0.0054	U		< 0.0049	U		< 0.0049	U	
VMP-47	20	VMP-47-20-012323-DUP	1/23/2023	< 0.045	U		< 0.0037	U		< 0.012	U		< 0.01	UJ	UJ	< 0.0071	U		< 0.0056	U		< 0.0052	U		< 0.0052	U	
VMP-47	30	VMP-47-30-050522	5/5/2022	< 0.051	U		< 0.0042	U		< 0.014	U		0.01	J		0.017			< 0.0064	U		< 0.0059	U		< 0.0059	U	
VMP-47	30	VMP-47-30-080222	8/2/2022	< 0.046	U		0.0020	J		< 0.013	U		< 0.01	U		< 0.0073	U		< 0.0058	U		< 0.0053	U		< 0.0053	U	
VMP-47	30	VMP-47-30-110822	11/8/2022	< 0.045	U		< 0.0037	U		< 0.012	U		0.0054	J		0.0041	J		0.0048	J		< 0.0052	U		< 0.0052	U	
VMP-47	30	VMP-47-30-012323	1/23/2023	< 0.044	U		< 0.0036	U		< 0.012	U		< 0.01	UJ	UJ	< 0.0070	U		< 0.0055	U		< 0.0050	U		< 0.0050	U	
VMP-48	5	VMP-48-5-042922	4/29/2022	< 0.042	U		< 0.0035	U		< 0.012	U		0.0087	J		< 0.0067	U		< 0.0053	U		< 0.0049	U		< 0.0049	U	
VMP-48	5	VMP-48-5-072922	7/29/2022	< 0.049	U		< 0.0040	U		< 0.013	U		< 0.011	U		< 0.0077	U		< 0.0061	U		< 0.0056	U		< 0.0056	U	
VMP-48	5	VMP-48-5-110222	11/2/2022	< 0.054	U		0.0018	J		< 0.015	U		0.0069	J	J	< 0.0085	U		< 0.0067	U		< 0.0062	U		< 0.0062	U	
VMP-48	5	VMP-48-5-012423	1/24/2023	< 0.042	U		< 0.0035	U		< 0.012	U		< 0.0098	U		< 0.0067	U		< 0.0053	U		< 0.0049	U		< 0.0049	U	
VMP-48	10	VMP-48-10-042922	4/29/2022	< 0.045	U		< 0.0038	U		< 0.012	U		0.022			< 0.0072	U		< 0.0057	U		< 0.0052	U		< 0.0052	U	
VMP-48	10	VMP-48-10-042922-DUP	4/29/2022	< 0.045	U		< 0.0037	U		< 0.012	U		0.019			< 0.0072	U		< 0.0057	U		< 0.0052	U		< 0.0052	U	
VMP-48	10	VMP-48-10-072922	7/29/2022	< 0.046	U		< 0.0038	U		< 0.013	U		0.0079	J		< 0.0074	U		< 0.0058	U		< 0.0054	U		< 0.0054	U	
VMP-48	10	VMP-48-10-110222	11/2/2022	< 0.049	U		0.0088			0.068			< 0.011	U		< 0.0079	U		< 0.0062	U		< 0.0057	U		< 0.0057	U	
VMP-48	10	VMP-48-10-012423	1/24/2023	< 0.042	U		< 0.0035	U		< 0.012	U		< 0.0097	U		< 0.0067	U		< 0.0053	U		< 0.0048	U		< 0.0048	U	
VMP-48	20	VMP-48-20-042922	4/29/2022	< 0.046	U		< 0.0038	U		< 0.013	U		0.026			< 0.0073	U		< 0.0058	U		< 0.0053	U		< 0.0053	U	
VMP-48	20	VMP-48-20-072922	7/29/2022	< 0.049	U		< 0.0041	U		< 0.014	U		0.0043	J		< 0.0079	U		< 0.0062	U		< 0.0057	U		< 0.0057	U	
VMP-48	20	VMP-48-20-110222	11/2/2022	< 0.045	U		< 0.0037	U		< 0.012	U		< 0.01	U		< 0.0072	U		< 0.0057	U		< 0.0052	U		< 0.0052	U	
VMP-48	20	VMP-48-20-012423	1/24/2023	< 0.043	U		< 0.0036	U		< 0.012	U		< 0.0099	U		< 0.0068	U		< 0.0054	U		< 0.0050	U		< 0.0050	U	
VMP-48	30	VMP-48-30-042922	4/29/2022	< 0.043	U		0.0013	J		< 0.012	U		0.0067	J		< 0.0068	U		< 0.0054	U		< 0.0049	U		< 0.0049	U	
VMP-48	30	VMP-48-30-072922	7/29/2022	< 0.047	U		< 0.0038	U		< 0.013	U		0.0098	J		< 0.0074	U		0.02			< 0.0054	U		< 0.0054	U	
VMP-48	30	VMP-48-30-110222	11/2/2022	< 0.05	U		< 0.0041	U		< 0.014	U		< 0.012	U		< 0.0079	U		< 0.0063	U		< 0.0058	U		< 0.0058	U	
VMP-48	30	VMP-48-30-012423	1/24/2023	< 0.043	U		< 0.0035	U		< 0.012	U		< 0.0098	U		< 0.0068	U		< 0.0054	U		< 0.0049	U		< 0.0049	U	

TABLE 5
HISTORICAL SUMMARY OF SOIL VAPOR ANALYTICAL DETECTIONS AND SCREENING RESULTS: VILLAGE - VOCS

Location	Depth	Sample ID	Sample Date	Hexachlorobutadiene			Hexane			Isopentane			2-Propanol			Tetrachloroethene			Trichloroethene			1,2,4-Trimethylbenzene			1,3,5-Trimethylbenzene		
																0.55			1.5								
				Result (mg/m3)	Lab Quals	AECOM Quals	Result (mg/m3)	Lab Quals	AECOM Quals	Result (mg/m3)	Lab Quals	AECOM Quals	Result (mg/m3)	Lab Quals	AECOM Quals	Result (mg/m3)	Lab Quals	AECOM Quals	Result (mg/m3)	Lab Quals	AECOM Quals	Result (mg/m3)	Lab Quals	AECOM Quals	Result (mg/m3)	Lab Quals	AECOM Quals
VMP-49	5	VMP-49-5-050422	5/4/2022	< 0.05	U		< 0.0042	U		< 0.014	U		0.046			< 0.0080	U		< 0.0064	U		< 0.0058	U		< 0.0058	U	
VMP-49	5	VMP-49-5-080122	8/1/2022	< 0.051	U		< 0.0042	U		< 0.014	U		< 0.012	U		< 0.0081	U		< 0.0064	U		< 0.0059	U		< 0.0059	U	
VMP-49	5	VMP-49-5-080122-DUP	8/1/2022	< 0.049	U		< 0.0041	U		< 0.014	U		< 0.011	U		< 0.0078	U		< 0.0062	U		< 0.0057	U		< 0.0057	U	
VMP-49	5	VMP-49-5-111122	11/11/2022	< 0.044	U		0.0016	J		< 0.012	U		< 0.01	U		< 0.0071	U		< 0.0056	U		< 0.0051	U		< 0.0051	U	
VMP-49	5	VMP-49-5-012723	1/27/2023	< 0.047	U		< 0.0039	U		< 0.013	U		< 0.011	U		< 0.0075	U		< 0.0060	U		< 0.0054	U		< 0.0054	U	
VMP-49	10	VMP-49-10-050422	5/4/2022	< 0.046	U		< 0.0038	U		< 0.013	U		0.014			< 0.0074	U		< 0.0058	U		< 0.0053	U		< 0.0053	U	
VMP-49	10	VMP-49-10-080122	8/1/2022	< 0.05	U		< 0.0042	U		< 0.014	U		< 0.012	U		< 0.0080	U		< 0.0063	U		< 0.0058	U		< 0.0058	U	
VMP-49	10	VMP-49-10-111122	11/11/2022	< 0.046	U		< 0.0038	U		< 0.013	U		< 0.01	U		< 0.0073	U		< 0.0058	U		< 0.0053	U		< 0.0053	U	
VMP-49	10	VMP-49-10-012723	1/27/2023	< 0.047	U		< 0.0039	U		< 0.013	U		< 0.011	U		< 0.0075	U		< 0.0059	U		< 0.0054	U		< 0.0054	U	
VMP-49	20	VMP-49-20-050422	5/4/2022	< 0.047	U		0.0026	J		< 0.013	U		0.0061	J		< 0.0075	U		< 0.0059	U		< 0.0054	U		< 0.0054	U	
VMP-49	20	VMP-49-20-080122	8/1/2022	< 0.052	U		< 0.0043	U		< 0.014	U		< 0.012	U		< 0.0082	U		< 0.0065	U		< 0.0059	U		< 0.0059	U	
VMP-49	20	VMP-49-20-111122	11/11/2022	< 0.044	U		< 0.0037	U		< 0.012	U		0.0042	J		< 0.0070	U		< 0.0056	U		< 0.0051	U		< 0.0051	U	
VMP-49	20	VMP-49-20-012723	1/27/2023	< 0.046	U		< 0.0038	U		< 0.013	U		< 0.011	U		< 0.0074	U		< 0.0058	U		< 0.0054	U		< 0.0054	U	
VMP-49	30	VMP-49-30-050422	5/4/2022	< 0.046	U		< 0.0038	U		< 0.013	U		0.0086	J		< 0.0073	U		< 0.0058	U		< 0.0053	U		< 0.0053	U	
VMP-49	30	VMP-49-30-080122	8/1/2022	< 0.052	U		0.0045			< 0.014	U		< 0.012	U		< 0.0083	U		< 0.0066	U		0.0093			0.0029	J	
VMP-49	30	VMP-49-30-111122	11/11/2022	< 0.04	U		< 0.0033	U		< 0.011	U		0.0037	J		< 0.0064	U		< 0.0051	U		< 0.0046	U		< 0.0046	U	
VMP-49	30	VMP-49-30-012723	1/27/2023	< 0.045	U		< 0.0038	U		< 0.012	U		< 0.01	U		< 0.0072	U		< 0.0057	U		< 0.0052	U		< 0.0052	U	
VMP-50	5	VMP-50-5-050522	5/5/2022	< 0.042	U		0.0088			0.054			0.012			< 0.0066	U		< 0.0052	U		0.0045	J		0.0023	J	
VMP-50	5	VMP-50-5-072622	7/26/2022	< 0.044	U		< 0.0036	U		< 0.012	U		0.0060	J		0.011			< 0.0056	U		< 0.0051	U		< 0.0051	U	
VMP-50	5	VMP-50-5-110322	11/3/2022	< 0.049	U		< 0.0041	U		< 0.014	U		< 0.011	U		0.0045	J		< 0.0062	U		< 0.0057	U		< 0.0057	U	
VMP-50	5	VMP-50-5-012323	1/23/2023	< 0.042	U		< 0.0035	U		< 0.012	U		< 0.0097	J	U	< 0.0067	U		< 0.0053	U		< 0.0048	U		< 0.0048	U	
VMP-50	5	VMP-50-5-012323-DUP	1/23/2023	< 0.044	U		< 0.0037	U		< 0.012	U		< 0.01	J	U	0.0020	J		< 0.0056	U		< 0.0051	U		< 0.0051	U	
VMP-50	10	VMP-50-10-050522	5/5/2022	< 0.041	U		< 0.0034	U		< 0.011	U		0.0073	J		0.0037	J		< 0.0051	U		< 0.0047	U		< 0.0047	U	
VMP-50	10	VMP-50-10-050522-DUP	5/5/2022	< 0.04	U		< 0.0033	U		< 0.011	U		0.0087	J		0.0029	J		< 0.0051	U		< 0.0046	U		< 0.0046	U	
VMP-50	10	VMP-50-10-072622	7/26/2022	< 0.044	U		< 0.0036	U		< 0.012	U		0.0060	J		0.0063	J		< 0.0055	U		< 0.0050	U	UJ	< 0.0050	U	UJ
VMP-50	10	VMP-50-10-072622-DUP	7/26/2022	< 0.044	U		< 0.0036	U		< 0.012	U		0.0036	J		0.0055	J		< 0.0055	U		0.021		J	0.012		J
VMP-50	10	VMP-50-10-110322	11/3/2022	< 0.048	U		< 0.0040	U		< 0.013	U		< 0.011	U		0.0065	J		< 0.0061	U		< 0.0056	U		< 0.0056	U	
VMP-50	10	VMP-50-10-110322-DUP	11/3/2022	< 0.046	U		< 0.0038	U		< 0.013	U		< 0.011	U		0.0063	J		< 0.0058	U		< 0.0053	U		< 0.0053	U	
VMP-50	10	VMP-50-10-012323	1/23/2023	< 0.043	U		< 0.0036	U		< 0.012	U		< 0.0099	J	U	0.0026	J		< 0.0054	U		< 0.0050	U		< 0.0050	U	
VMP-50	20	VMP-50-20-050522	5/5/2022	< 0.042	U		0.0012	J		< 0.012	U		0.016			0.0027	J		< 0.0053	U		0.0033	J		< 0.0048	U	
VMP-50	20	VMP-50-20-072622	7/26/2022	< 0.047	U		< 0.0038	U		< 0.013	U		< 0.011	U		< 0.0074	U		0.0047	J		< 0.0054	U		< 0.0054	U	
VMP-50	20	VMP-50-20-110322	11/3/2022	< 0.046	U		< 0.0038	U		< 0.013	U		< 0.01	U		0.0042	J		< 0.0058	U		< 0.0052	U		< 0.0053	U	
VMP-50	20	VMP-50-20-012323	1/23/2023	< 0.044	U		< 0.0036	U		< 0.012	U		< 0.01	J	U	0.0028	J		< 0.0055	U		< 0.0050	U		< 0.0050	U	
VMP-50	30	VMP-50-30-050522	5/5/2022	< 0.35	U		0.19			8.1			< 0.08	U		< 0.055	U		< 0.044	U		< 0.04	U		< 0.04	U	
VMP-50	30	VMP-50-30-072622	7/26/2022	< 0.14	U		0.031			2.3			0.061			< 0.022	U		< 0.017	U		< 0.016	U		< 0.016	U	
VMP-50	30	VMP-50-30-110322	11/3/2022	< 0.049	U		0.014			1.4			< 0.011	U		< 0.0078	U		< 0.0062	U		< 0.0057	U		< 0.0057	U	
VMP-50	30	VMP-50-30-012323	1/23/2023	< 0.044	U		0.0032	J		0.39			< 0.01	J	U	< 0.0069	U		< 0.0055	U		< 0.0050	U		< 0.0050	U	
VMP-51	5	VMP-51-5-042822	4/28/2022	< 0.044	U		< 0.0036	U		< 0.012	U		0.0069	J		< 0.0070	U		< 0.0055	U		< 0.0051	U		< 0.0051	U	
VMP-51	5	VMP-51-5-072522	7/25/2022	< 0.046	U		< 0.0038	U		< 0.013	U		< 0.011	U		< 0.0073	U		< 0.0058	U		< 0.0053	U		< 0.0053	U	
VMP-51	5	VMP-51-5-110322	11/3/2022	< 0.05	U		0.0053			< 0.014	U		0.0057	J		< 0.0079	U		< 0.0063	U		0.0053	J		< 0.0057	U	
VMP-51	5	VMP-51-5-012423	1/24/2023	< 0.041	U		< 0.0034	U		< 0.011	U		< 0.0095	U		< 0.0066	U		< 0.0052	U		< 0.0048	U		< 0.0048	U	
VMP-51	10	VMP-51-10-042822	4/28/2022	< 0.044	U		< 0.0036	U		< 0.012	U		0.02			< 0.0070	U		< 0.0055	U		< 0.0051	U		< 0.0051	U	
VMP-51	10	VMP-51-10-072522	7/25/2022	< 0.046	U		0.0044			< 0.013	U		0.018			0.0042	J		< 0.0058	U		0.0050	J		0.0018	J	
VMP-51	10	VMP-51-10-110322	11/3/2022	< 0.049	U		0.0021	J		< 0.014	U		< 0.011	U		0.0036	J		< 0.0062	U		< 0.0056	U		< 0.0056	U	
VMP-51	10	VMP-51-10-012423	1/24/2023	< 0.042	U		< 0.0035	U		< 0.012	U		< 0.0097	U		< 0.0067	U		< 0.0053	U		< 0.0049	U		< 0.0049	U	
VMP-51	20	VMP-51-20-042822	4/28/2022	< 0.044	U		< 0.0036	U		< 0.012	U		0.043			0.38			< 0.0055	U		< 0.0051	U		< 0.0051	U	
VMP-51	20	VMP-51-20-072522	7/25/2022	< 0.047	U		< 0.0039	U		< 0.013	U		0.0049	J		0.14			< 0.0059	U		< 0.0054	U		< 0.0054	U	
VMP-51	20	VMP-51-20-110322	11/3/2022	< 0.05	U		< 0.0041	U		< 0.014	U		< 0.012	U		0.0036	J		< 0.0063	U		< 0.0058	U		< 0.0058	U	
VMP-51	20	VMP-51-20-012423	1/24/2023	< 0.044	U		< 0.0036	U		< 0.012	U		< 0.01	U		< 0.0070	U		< 0.0056	U		< 0.0051	U		< 0.0051	U	
VMP-51	20	VMP-51-20-012423-DUP	1/24/2023	< 0.044	U		< 0.0036	U		< 0.012	U		< 0.01	U		< 0.0070	U		< 0.0055	U		< 0.0050	U		< 0.0050	U	
VMP-51	30	VMP-51-30-042822	4/28/2022	< 0.046	U		< 0.0038	U		< 0.013	U		0.027			< 0.0072	U		< 0.0058	U		< 0.0052	U		< 0.0053	U	
VMP-51	30	VMP-51-30-072522	7/25/2022	< 0.051	U		< 0.0042	U		< 0.014	U		0.0052	J		< 0.0081	U		0.0045	J		< 0.0058	U		< 0.0058	U	
VMP-51	30	VMP-51-30-110322	11/3/2022	< 0.047	U		< 0.0039	U		< 0.013	U		0.0043	J		< 0.0075	U		< 0.0060	U		< 0.0054	U		< 0.0054	U	
VMP-51	30	VMP-51-30-110322-DUP	11/3/2022	< 0.048	U		< 0.0040	U		< 0.013	U		< 0.011	U		< 0.0077	U		< 0.0061	U		< 0.0056	U		< 0.0056	U	
VMP-51	30	VMP-51-30-012423	1/24/2023	< 0.043	U		< 0.0036	U		< 0.012	U		< 0.0099	U		< 0.0068	U		< 0.0054	U		< 0.0050	U		< 0.0050	U	

TABLE 5
HISTORICAL SUMMARY OF SOIL VAPOR ANALYTICAL DETECTIONS AND SCREENING RESULTS: VILLAGE - VOCS

Location	Depth	Sample ID	Sample Date	Hexachlorobutadiene			Hexane			Isopentane			2-Propanol			Tetrachloroethene			Trichloroethene			1,2,4-Trimethylbenzene			1,3,5-Trimethylbenzene		
																0.55			1.5								
				Result (mg/m3)	Lab Quals	AECOM Quals	Result (mg/m3)	Lab Quals	AECOM Quals	Result (mg/m3)	Lab Quals	AECOM Quals	Result (mg/m3)	Lab Quals	AECOM Quals	Result (mg/m3)	Lab Quals	AECOM Quals	Result (mg/m3)	Lab Quals	AECOM Quals	Result (mg/m3)	Lab Quals	AECOM Quals	Result (mg/m3)	Lab Quals	AECOM Quals
VMP-52	5	VMP-52-5-042822	4/28/2022	< 0.044	U		< 0.0036	U		< 0.012	U		0.0081	J		< 0.0070	U		< 0.0055	U		< 0.0050	U		< 0.0050	U	
VMP-52	5	VMP-52-5-110722	11/7/2022	< 0.048	U		< 0.0040	U		< 0.013	U		0.0050	J		< 0.0077	U		< 0.0061	U		< 0.0056	U		< 0.0056	U	
VMP-52	5	VMP-52-5-012423	1/24/2023	< 0.044	U		< 0.0036	U		< 0.012	U		< 0.01	U		< 0.0069	U		< 0.0055	U		< 0.0050	U		< 0.0050	U	
VMP-52	10	VMP-52-10-042822	4/28/2022	< 0.047	U		0.23			0.19			0.12			< 0.0075	U		0.017			< 0.0054	U		< 0.0054	U	
VMP-52	10	VMP-52-10-110722	11/7/2022	< 0.049	U		< 0.0040	U		< 0.013	U		< 0.011	U		0.0016	J		< 0.0061	U		< 0.0056	U		< 0.0056	U	
VMP-52	10	VMP-52-10-012423	1/24/2023	< 0.043	U		< 0.0035	U		< 0.012	U		< 0.0098	U		< 0.0068	U		< 0.0054	U		< 0.0049	U		< 0.0049	U	
VMP-52	20	VMP-52-20-042822	4/28/2022	< 0.046	U		< 0.0038	U		< 0.013	U		0.045			< 0.0074	U		< 0.0058	U		< 0.0054	U		< 0.0054	U	
VMP-52	20	VMP-52-20-072622	7/26/2022	< 0.043	U		< 0.0035	U		< 0.012	U		0.0038	J		< 0.0068	U		< 0.0054	U		< 0.0049	U		< 0.0049	U	
VMP-52	20	VMP-52-20-110722	11/7/2022	< 0.05	U		< 0.0041	U		< 0.014	U		0.013			< 0.0079	U		< 0.0063	U		< 0.0058	U		< 0.0058	U	
VMP-52	20	VMP-52-20-012423	1/24/2023	< 0.043	U		< 0.0036	U		< 0.012	U		< 0.0099	U		0.0016	J		< 0.0054	U		< 0.0050	U		< 0.0050	U	
VMP-52	20	VMP-52-20-012423-DUP	1/24/2023	< 0.045	U		< 0.0038	U		< 0.012	U		0.019			< 0.0072	U		< 0.0057	U		< 0.0052	U		< 0.0052	U	
VMP-52	30	VMP-52-30-042822	4/28/2022	< 0.046	U		< 0.0038	U		< 0.013	U		0.0097	J		< 0.0074	U		< 0.0058	U		< 0.0054	U		< 0.0054	U	
VMP-52	30	VMP-52-30-072622	7/26/2022	< 0.045	U		< 0.0037	U		< 0.012	U		< 0.01	U		< 0.0072	U		< 0.0057	U		< 0.0052	U		< 0.0052	U	
VMP-52	30	VMP-52-30-072622-DUP	7/26/2022	< 0.045	U		< 0.0037	U		< 0.012	U		< 0.01	U		< 0.0071	U		< 0.0056	U		< 0.0052	U		< 0.0052	U	
VMP-52	30	VMP-52-30-110722	11/7/2022	< 0.048	U		< 0.0039	U		< 0.013	U		0.0075	J		0.0022	J		< 0.0060	U		< 0.0055	U		< 0.0055	U	
VMP-52	30	VMP-52-30-012423	1/24/2023	< 0.042	U		< 0.0035	U		< 0.012	U		< 0.0097	U		< 0.0067	U		< 0.0053	U		< 0.0048	U		< 0.0048	U	
VMP-53	5	VMP-53-5-042722	4/27/2022	< 0.045	U		0.0018	J		< 0.012	U		0.0099	J		< 0.0072	U		< 0.0057	U		< 0.0052	U		< 0.0052	U	
VMP-53	5	VMP-53-5-072222	7/22/2022	< 0.047	U		< 0.0038	U		< 0.013	U		0.0096	J		0.0092			< 0.0059	U		< 0.0054	U		< 0.0054	U	
VMP-53	5	VMP-53-5-111122	11/11/2022	< 0.04	U		< 0.0033	U		< 0.011	U		< 0.0093	U		< 0.0064	U		< 0.0051	U		< 0.0047	U		< 0.0047	U	
VMP-53	5	VMP-53-5-011823	1/18/2023	< 0.044	U		< 0.0036	U		< 0.012	U		< 0.01	U		< 0.0070	U		< 0.0056	U		< 0.0051	U		< 0.0051	U	
VMP-53	10	VMP-53-10-042722	4/27/2022	< 0.044	U		< 0.0037	U		< 0.012	U		0.0098	J		< 0.0071	U		< 0.0056	U		< 0.0051	U		< 0.0051	U	
VMP-53	10	VMP-53-10-072222	7/22/2022	< 0.049	U		< 0.0040	U		< 0.014	U		0.0057	J		< 0.0078	U		< 0.0062	U		< 0.0056	U		< 0.0056	U	
VMP-53	10	VMP-53-10-111122	11/11/2022	< 0.046	U		0.0022	J		< 0.013	U		< 0.011	U		< 0.0073	U		< 0.0058	U		< 0.0053	U		< 0.0053	U	
VMP-53	10	VMP-53-10-011823	1/18/2023	< 0.046	U		< 0.0038	U		< 0.013	U		< 0.01	U		< 0.0072	U		< 0.0058	U		< 0.0052	U		< 0.0053	U	
VMP-53	20	VMP-53-20-042722	4/27/2022	< 0.045	U		< 0.0038	U		< 0.012	U		0.0088	J		0.0020	J		< 0.0057	U		< 0.0052	U		< 0.0052	U	
VMP-53	20	VMP-53-20-072222	7/22/2022	< 0.048	U		< 0.0039	U		< 0.013	U		0.019			< 0.0076	U		< 0.0060	U		< 0.0055	U		< 0.0055	U	
VMP-53	20	VMP-53-20-111122	11/11/2022	< 0.044	U		< 0.0036	U		< 0.012	U		< 0.01	U		< 0.0069	U		< 0.0055	U		< 0.0050	U		< 0.0050	U	
VMP-53	20	VMP-53-20-011823	1/18/2023	< 0.042	U		< 0.0035	U		< 0.012	U		< 0.0097	U		< 0.0067	U		< 0.0053	U		< 0.0049	U		< 0.0049	U	
VMP-53	30	VMP-53-30-042722	4/27/2022	< 0.048	U		< 0.0040	U		< 0.013	U		0.026			0.0050	J		< 0.0060	U		< 0.0055	U		< 0.0055	U	
VMP-53	30	VMP-53-30-072222	7/22/2022	< 0.05	U		< 0.0041	U		< 0.014	U		0.0092	J		< 0.0079	U		< 0.0063	U		< 0.0058	U		< 0.0058	U	
VMP-53	30	VMP-53-30-111122	11/11/2022	< 0.045	U		< 0.0037	U		< 0.012	U		< 0.01	U		< 0.0072	U		< 0.0057	U		< 0.0052	U		< 0.0052	U	
VMP-53	30	VMP-53-30-011823	1/18/2023	< 0.044	U		< 0.0036	U		< 0.012	U		< 0.01	U		< 0.0070	U		< 0.0055	U		< 0.0051	U		< 0.0051	U	
VMP-54	5	VMP-54-5-042722	4/27/2022	< 0.044	U		0.0017	J		< 0.012	U		0.016			< 0.0069	U		< 0.0055	U		< 0.0050	U		< 0.0050	U	
VMP-54	5	VMP-54-5-072222	7/22/2022	< 0.046	U		< 0.0038	U		< 0.013	U		0.0041	J		0.0060	J		< 0.0058	U		< 0.0052	U		< 0.0053	U	
VMP-54	5	VMP-54-5-110822	11/8/2022	< 0.042	U		< 0.0035	U		< 0.012	U		< 0.0098	U		0.0024	J		< 0.0053	U		< 0.0049	U		< 0.0049	U	
VMP-54	5	VMP-54-5-011823	1/18/2023	< 0.044	U		< 0.0036	U		< 0.012	U		< 0.01	U		< 0.0070	U		< 0.0055	U		< 0.0051	U		< 0.0051	U	
VMP-54	10	VMP-54-10-042722	4/27/2022	< 0.046	U		0.0033	J		< 0.013	U		0.014			< 0.0073	U		< 0.0058	U		< 0.0053	U		< 0.0053	U	
VMP-54	10	VMP-54-10-072222	7/22/2022	< 0.048	U		0.0012	J		< 0.013	U		< 0.011	U		0.0031	J		< 0.0061	U		< 0.0056	U		< 0.0056	U	
VMP-54	10	VMP-54-10-110822	11/8/2022	< 0.042	U		< 0.0035	U		< 0.012	U		< 0.0097	U		0.0023	J		< 0.0053	U		< 0.0048	U		< 0.0048	U	
VMP-54	10	VMP-54-10-011823	1/18/2023	< 0.041	U		< 0.0034	U		< 0.011	U		< 0.0095	U		0.0016	J		< 0.0052	U		< 0.0048	U		< 0.0048	U	
VMP-54	20	VMP-54-20-042722	4/27/2022	< 0.047	U		< 0.0039	U		< 0.013	U		0.04			0.0021	J		< 0.0060	U		< 0.0054	U		< 0.0054	U	
VMP-54	20	VMP-54-20-072222	7/22/2022	< 0.045	U		0.0044			< 0.012	U		0.0054	J		0.0022	J		< 0.0057	U		< 0.0052	U		< 0.0052	U	
VMP-54	20	VMP-54-20-110822	11/8/2022	< 0.044	U		< 0.0036	U		< 0.012	U		< 0.01	U		0.0022	J		< 0.0055	U		< 0.0050	U		< 0.0050	U	
VMP-54	20	VMP-54-20-011823	1/18/2023	< 0.044	U		< 0.0036	U		< 0.012	U		< 0.01	U		0.0018	J		< 0.0055	U		< 0.0051	U		< 0.0051	U	
VMP-54	30	VMP-54-30-042722	4/27/2022	< 0.046	U		0.0011	J		< 0.013	U		0.022			< 0.0073	U		< 0.0058	U		< 0.0053	U		< 0.0053	U	
VMP-54	30	VMP-54-30-072222	7/22/2022	< 0.047	U		< 0.0039	U		< 0.013	U		0.0071	J		0.0047	J		0.0030	J		< 0.0054	U		< 0.0054	U	
VMP-54	30	VMP-54-30-110822	11/8/2022	< 0.044	U		< 0.0036	U		< 0.012	U		< 0.01	U		< 0.0070	U		< 0.0056	U		< 0.0051	U		< 0.0051	U	
VMP-54	30	VMP-54-30-110822-DUP	11/8/2022	< 0.043	U		< 0.0036	U		< 0.012	U		< 0.0099	U		< 0.0068	U		< 0.0054	U		< 0.0050	U		< 0.0050	U	
VMP-56	10	VMP-56-10-050422	5/4/2022	< 0.046	U		< 0.0038	U		< 0.013	U		0.0046	J		< 0.0074	U		< 0.0058	U		< 0.0053	U		< 0.0053	U	
VMP-56	10	VMP-56-10-080122	8/1/2022	< 0.047	U		< 0.0039	U		< 0.013	U		0.0039	J		< 0.0075	U		< 0.0059	U		< 0.0054	U		< 0.0054	U	
VMP-56	10	VMP-56-10-080122-DUP	8/1/2022	< 0.05	U		< 0.0041	U		< 0.014	U		0.0045	J		< 0.0079	U		< 0.0063	U		< 0.0057	U		< 0.0057	U	
VMP-56	10	VMP-56-10-111022	11/10/2022	< 0.045	U		< 0.0037	U		< 0.012	U		0.0062	J		0.0034	J		< 0.0057	U		< 0.0052	U		< 0.0052	U	
VMP-56	10	VMP-56-10-012623	1/26/2023	< 0.045	U		0.018			< 0.012	U		0.0056	J		< 0.0072	U		< 0.0057	U		< 0.0052	U		< 0.0052	U	
VMP-56	25	VMP-56-25-050422	5/4/2022	< 0.045	U		< 0.0037	U		< 0.012	U		0.0086	J		< 0.0071	U		< 0.0056	U		< 0.0052	U		< 0.0052	U	
VMP-56	25	VMP-56-25-080122	8/1/2022	< 0.046	U		< 0.0038	U		< 0.013	U		< 0.01	U		< 0.0072	U		< 0.0058	U		< 0.0052	U		< 0.0053	U	
VMP-56	25	VMP-56-25-111022	11/10/2022	< 0.052	U		< 0.0043	U		< 0.014	U		< 0.012	U		< 0.0083	U		< 0.0066	U		< 0.0060	U		< 0.0060	U	
VMP-56	25	VMP-56-25-012623	1/26/2023	< 0.046	U		< 0.0038	U		< 0.013	U		0.0039	J		< 0.0074	U		< 0.0058	U		< 0.0053	U		< 0.0053	U	

TABLE 5
HISTORICAL SUMMARY OF SOIL VAPOR ANALYTICAL DETECTIONS AND SCREENING RESULTS: VILLAGE - VOCS

Location	Depth	Sample ID	Sample Date	Hexachlorobutadiene			Hexane			Isopentane			2-Propanol			Tetrachloroethene			Trichloroethene			1,2,4-Trimethylbenzene			1,3,5-Trimethylbenzene		
																0.55			1.5								
				Result (mg/m3)	Lab Quals	AECOM Quals	Result (mg/m3)	Lab Quals	AECOM Quals	Result (mg/m3)	Lab Quals	AECOM Quals	Result (mg/m3)	Lab Quals	AECOM Quals	Result (mg/m3)	Lab Quals	AECOM Quals	Result (mg/m3)	Lab Quals	AECOM Quals	Result (mg/m3)	Lab Quals	AECOM Quals	Result (mg/m3)	Lab Quals	AECOM Quals
VMP-56	38.5	VMP-56-38.5-050422	5/4/2022	< 240	U		4000			8800			26	J		< 38	U		< 30	U		54			23	J	
VMP-56	38.5	VMP-56-38.5-080122	8/1/2022	< 120	U		9700			17000			< 35	U		< 20	U		< 15	U		160			61		
VMP-56	38.5	VMP-56-38.5-111022	11/10/2022	< 97	U		9000			22000			< 28	U		< 15	U		< 12	U		20			14		
VMP-56	38.5	VMP-56-38.5-012623	1/26/2023	< 180	U		6700			16000			< 51	U		< 28	U		< 22	U		< 20	U		< 20	U	
VMP-62	5	VMP-62-5-050522	5/5/2022	< 0.046	U		< 0.0038	U		< 0.013	U		0.015			< 0.0074	U		< 0.0058	U		< 0.0053	U		< 0.0053	U	
VMP-62	5	VMP-62-5-080222	8/2/2022	< 0.047	U		< 0.0039	U		< 0.013	U		< 0.011	U		< 0.0075	U		< 0.0059	U		< 0.0054	U		< 0.0054	U	
VMP-62	5	VMP-62-5-110822	11/8/2022	< 0.044	U		< 0.0037	U		< 0.012	U		< 0.01	U		< 0.0071	U		< 0.0056	U		< 0.0051	U		< 0.0051	U	
VMP-62	5	VMP-62-5-011923	1/19/2023	< 0.05	U		< 0.0042	U		< 0.014	U		< 0.012	U		< 0.0080	U		< 0.0063	U		< 0.0058	U		< 0.0058	U	
VMP-62	10	VMP-62-10-050522	5/5/2022	< 0.045	U		< 0.0037	U		< 0.012	U		0.04			< 0.0071	U		< 0.0056	U		< 0.0052	U		< 0.0052	U	
VMP-62	10	VMP-62-10-080222	8/2/2022	< 0.045	U		< 0.0038	U		< 0.012	U		< 0.01	U		< 0.0072	U		< 0.0057	U		< 0.0052	U		< 0.0052	U	
VMP-62	10	VMP-62-10-110822	11/8/2022	< 0.043	U		< 0.0036	U		< 0.012	U		< 0.0099	U		0.0013	J		< 0.0054	U		< 0.0050	U		< 0.0050	U	
VMP-62	10	VMP-62-10-011923	1/19/2023	< 0.046	U		< 0.0038	U		< 0.013	U		< 0.011	U		< 0.0074	U		< 0.0058	U		< 0.0054	U		< 0.0054	U	
VMP-62	20	VMP-62-20-050522	5/5/2022	< 0.046	U		< 0.0038	U		< 0.013	U		0.013			< 0.0072	U		< 0.0058	U		< 0.0052	U		< 0.0053	U	
VMP-62	20	VMP-62-20-080222	8/2/2022	< 0.049	U		< 0.0040	U		< 0.013	U		0.0079	J		0.0028	J		0.013			< 0.0056	U		< 0.0056	U	
VMP-62	20	VMP-62-20-110822	11/8/2022	< 0.042	U		< 0.0035	U		< 0.012	U		< 0.0097	U		< 0.0067	U		< 0.0053	U		< 0.0048	U		< 0.0048	U	
VMP-62	20	VMP-62-20-011923	1/19/2023	< 0.044	U		< 0.0036	U		< 0.012	U		< 0.01	U		< 0.0070	U		< 0.0056	U		< 0.0051	U		< 0.0051	U	
VMP-62	30	VMP-62-30-050522	5/5/2022	< 0.044	U		< 0.0036	U		< 0.012	U		0.0090	J		0.024			< 0.0055	U		0.0053			0.0022	J	
VMP-62	30	VMP-62-30-080222	8/2/2022	< 0.046	U		< 0.0038	U		< 0.013	U		0.0066	J		0.0043	J		< 0.0058	U		< 0.0054	U		< 0.0054	U	
VMP-62	30	VMP-62-30-110822	11/8/2022	< 0.048	U		< 0.0040	U		< 0.013	U		0.0075	J		0.0086			< 0.0060	U		< 0.0055	U		< 0.0055	U	
VMP-62	30	VMP-62-30-011923	1/19/2023	< 0.044	U		< 0.0037	U		< 0.012	U		< 0.01	U		0.0028	J		< 0.0056	U		< 0.0051	U		< 0.0051	U	
VMP-63	5	VMP-63-5-050222	5/2/2022	< 0.046	U		< 0.0038	U		< 0.013	U	UJ	0.011			< 0.0072	U		< 0.0058	U		< 0.0052	U		< 0.0053	U	
VMP-63	5	VMP-63-5-072922	7/29/2022	< 0.049	U		< 0.0040	U		< 0.014	U		< 0.011	U		< 0.0078	U		< 0.0062	U		< 0.0056	U		< 0.0056	U	
VMP-63	5	VMP-63-5-110722	11/7/2022	< 0.042	U		< 0.0035	U		< 0.012	U		0.0053	J		< 0.0067	U		< 0.0053	U		< 0.0049	U		< 0.0049	U	
VMP-63	5	VMP-63-5-012023	1/20/2023	< 0.039	U		0.0013	J		< 0.011	U		< 0.0090	U		< 0.0062	U		< 0.0049	U		< 0.0045	U		< 0.0045	U	
VMP-63	10	VMP-63-10-050222	5/2/2022	< 0.046	U		< 0.0038	U		< 0.013	U		0.023			< 0.0073	U		< 0.0058	U		0.0050	J		0.0048	J	
VMP-63	10	VMP-63-10-072922	7/29/2022	< 0.043	U		< 0.0036	U		< 0.012	U		< 0.0099	U		< 0.0068	U		< 0.0054	U		< 0.0050	U		< 0.0050	U	
VMP-63	10	VMP-63-10-110722	11/7/2022	< 0.042	U		< 0.0034	U		< 0.012	U		< 0.0096	U		< 0.0066	U		< 0.0052	U		< 0.0048	U		< 0.0048	U	
VMP-63	10	VMP-63-10-012023	1/20/2023	< 0.043	U		< 0.0036	U		< 0.012	U		< 0.0099	U		< 0.0068	U		< 0.0054	U		< 0.0050	U		< 0.0050	U	
VMP-63	20	VMP-63-20-050222	5/2/2022	< 0.046	U		< 0.0038	U		< 0.013	U		0.0066	J		< 0.0073	U		< 0.0058	U		< 0.0053	U		< 0.0053	U	
VMP-63	20	VMP-63-20-072922	7/29/2022	< 0.044	U		< 0.0036	U		< 0.012	U		< 0.01	U		< 0.0070	U		< 0.0056	U		< 0.0051	U		< 0.0051	U	
VMP-63	20	VMP-63-20-110722	11/7/2022	< 0.044	U		0.0022	J		< 0.012	U		0.0084	J		< 0.0070	U		< 0.0055	U		< 0.0051	U		< 0.0051	U	
VMP-63	20	VMP-63-20-012023	1/20/2023	< 0.043	U		0.0027	J		< 0.012	U		< 0.0098	U		0.15			< 0.0054	U		< 0.0049	U		< 0.0049	U	
VMP-63	30	VMP-63-30-050222	5/2/2022	< 0.044	U		< 0.0036	U		< 0.012	U		0.011			0.0051	J		< 0.0055	U		< 0.0051	U		< 0.0051	U	
VMP-63	30	VMP-63-30-072922	7/29/2022	< 0.044	U		< 0.0036	U		< 0.012	U		0.0035	J		0.0042	J		< 0.0056	U		< 0.0051	U		< 0.0051	U	
VMP-63	30	VMP-63-30-110722	11/7/2022	< 0.041	U		< 0.0034	U		< 0.011	U		< 0.0094	U		0.0018	J		< 0.0052	U		< 0.0047	U		< 0.0047	U	
VMP-63	30	VMP-63-30-110722-DUP	11/7/2022	< 0.041	U		< 0.0034	U		< 0.011	U		0.0061	J		0.0013	J		< 0.0052	U		< 0.0047	U		< 0.0047	U	
VMP-63	30	VMP-63-30-012023	1/20/2023	< 0.042	U		< 0.0035	U		< 0.012	U		< 0.0098	U		< 0.0067	U		< 0.0053	U		< 0.0049	U		< 0.0049	U	
VMP-64	5	VMP-64-5-050522	5/5/2022	< 0.044	U		< 0.0036	U		< 0.012	U		< 0.01	J	U	< 0.0070	U		< 0.0056	U		0.0036	J		< 0.0051	U	
VMP-64	5	VMP-64-5-080122	8/1/2022	< 0.048	U		0.0025	J		< 0.013	U		0.0068	J		< 0.0077	U		< 0.0061	U		< 0.0056	U		< 0.0056	U	
VMP-64	5	VMP-64-5-110422	11/4/2022	< 0.054	U		< 0.0045	U		< 0.015	U		0.0063	J		< 0.0086	U		< 0.0068	U		< 0.0062	U		< 0.0062	U	
VMP-64	5	VMP-64-5-011923	1/19/2023	< 0.045	U		< 0.0038	U		< 0.012	U		< 0.01	U		< 0.0072	U		< 0.0057	U		< 0.0052	U		< 0.0052	U	
VMP-64	10	VMP-64-10-050522	5/5/2022	< 0.046	U		< 0.0038	U		< 0.013	U		< 0.01	J	U	< 0.0072	U		< 0.0058	U		< 0.0052	U		< 0.0053	U	
VMP-64	10	VMP-64-10-080122	8/1/2022	< 0.047	U		< 0.0039	U		< 0.013	U		< 0.011	U		< 0.0075	U		< 0.0059	U		< 0.0054	U		< 0.0054	U	
VMP-64	10	VMP-64-10-110422	11/4/2022	< 0.047	U		0.0025	J		< 0.013	U		< 0.011	U		0.0065	J		0.018			0.0051	J		< 0.0054	U	
VMP-64	10	VMP-64-10-011923	1/19/2023	< 0.044	U		< 0.0036	U		< 0.012	U		< 0.01	U		0.0055	J		< 0.0056	U		< 0.0051	U		< 0.0051	U	
VMP-64	20	VMP-64-20-050522	5/5/2022	< 0.045	U		< 0.0037	U		< 0.012	U		< 0.01	J	U	0.076			< 0.0057	U		< 0.0052	U		< 0.0052	U	
VMP-64	20	VMP-64-20-050522-DUP	5/5/2022	< 0.045	U		< 0.0038	U		< 0.012	U		0.0098	J		0.078			< 0.0057	U		< 0.0052	U		< 0.0052	U	
VMP-64	20	VMP-64-20-080122	8/1/2022	< 0.048	U		< 0.0040	U		< 0.013	U		< 0.011	U		0.095			< 0.0060	U		< 0.0055	U		< 0.0055	U	
VMP-64	20	VMP-64-20-080122-DUP	8/1/2022	< 0.047	U		< 0.0039	U		< 0.013	U		< 0.011	U		0.095			< 0.0059	U		< 0.0054	U		< 0.0054	U	
VMP-64	20	VMP-64-20-110422	11/4/2022	< 0.047	U		0.064			0.11			0.018			0.085			< 0.0059	U		0.0034	J		< 0.0054	U	
VMP-64	20	VMP-64-20-011923	1/19/2023	< 0.046	U		< 0.0038	U		< 0.013	U		< 0.01	U		0.043			< 0.0058	U		< 0.0053	U		< 0.0053	U	

TABLE 5
HISTORICAL SUMMARY OF SOIL VAPOR ANALYTICAL DETECTIONS AND SCREENING RESULTS: VILLAGE - VOCS

Location	Depth	Sample ID	Sample Date	2,2,4-Trimethylpentane			Vinyl Chloride			m,p-Xylene			o-Xylene		
							0.29			130			120		
				Result (mg/m3)	Lab Quals	AECOM Quals	Result (mg/m3)	Lab Quals	AECOM Quals	Result (mg/m3)	Lab Quals	AECOM Quals	Result (mg/m3)	Lab Quals	AECOM Quals
VMP-1	5	VMP-1-5-050222	5/2/2022	0.0042	J		< 0.0029	U		0.0022	J		< 0.0050	U	
VMP-1	5	VMP-1-5-072822	7/28/2022	< 0.0056	U		< 0.0031	U		< 0.0052	U		< 0.0052	U	
VMP-1	5	VMP-1-5-110422	11/4/2022	0.0027	J		< 0.0024	U		< 0.0042	U		< 0.0042	U	
VMP-1	5	VMP-1-5-012023	1/20/2023	< 0.0046	U		< 0.0025	U		< 0.0043	U		< 0.0043	U	
VMP-1	8.5	VMP-1-8.5-050222	5/2/2022	< 0.0051	U		< 0.0028	U		0.0014	J		< 0.0048	U	
VMP-1	8.5	VMP-1-8.5-072822	7/28/2022	< 0.0054	U		< 0.0029	U		< 0.0050	U		< 0.0050	U	
VMP-1	8.5	VMP-1-8.5-110422	11/4/2022	< 0.0054	U		< 0.0030	U		< 0.0050	U		< 0.0050	U	
VMP-1	8.5	VMP-1-8.5-012023	1/20/2023	< 0.0048	U		< 0.0026	U		< 0.0045	U		< 0.0045	U	
VMP-1	23.5	VMP-1-23.5-050222	5/2/2022	< 0.0048	U		< 0.0026	U		< 0.0045	U		< 0.0045	U	
VMP-1	23.5	VMP-1-23.5-072822	7/28/2022	< 0.0050	U		< 0.0027	U		< 0.0046	U		< 0.0046	U	
VMP-1	38.5	VMP-1-38.5-050222	5/2/2022	< 0.0051	U		< 0.0028	U		< 0.0047	U		< 0.0047	U	
VMP-1	38.5	VMP-1-38.5-072822	7/28/2022	< 0.0052	U		< 0.0028	U		< 0.0048	U		< 0.0048	U	
VMP-1	38.5	VMP-1-38.5-110422	11/4/2022	< 0.0054	U		< 0.0030	U		< 0.0050	U		< 0.0050	U	
VMP-2	5	VMP-2-5-042822	4/28/2022	< 0.0051	U		< 0.0028	U		< 0.0047	U		< 0.0047	U	
VMP-2	5	VMP-2-5-072922	7/29/2022	< 0.0052	U		< 0.0028	U		< 0.0048	U		< 0.0048	U	
VMP-2	5	VMP-2-5-110222	11/2/2022	0.0017	J	J	< 0.0030	U		< 0.0052	U		< 0.0052	U	
VMP-2	5	VMP-2-5-110222-DUP	11/2/2022	< 0.0051	U		< 0.0028	U		< 0.0048	U		< 0.0048	U	
VMP-2	5	VMP-2-5-012623	1/26/2023	< 0.0051	U		< 0.0028	U		< 0.0048	U		< 0.0048	U	
VMP-2	8.5	VMP-2-8.5-042822	4/28/2022	< 0.0046	U		< 0.0025	U		< 0.0043	U		< 0.0043	U	
VMP-2	8.5	VMP-2-8.5-042822-DUP	4/28/2022	< 0.0047	U		< 0.0026	U		< 0.0044	U		< 0.0044	U	
VMP-2	8.5	VMP-2-8.5-072922	7/29/2022	< 0.0051	U		< 0.0028	U		< 0.0047	U		< 0.0047	U	
VMP-2	8.5	VMP-2-8.5-110222	11/2/2022	< 0.0048	U		< 0.0026	U		< 0.0045	U		< 0.0045	U	
VMP-2	8.5	VMP-2-8.5-012623	1/26/2023	< 0.0048	U		< 0.0026	U		< 0.0044	U		< 0.0044	U	
VMP-2	22	VMP-2-22-042822	4/28/2022	0.0028	J		< 0.0028	U		< 0.0048	U		< 0.0048	U	
VMP-2	22	VMP-2-22-072922	7/29/2022	0.0030	J		< 0.0028	U		< 0.0047	U		< 0.0047	U	
VMP-2	22	VMP-2-22-110222	11/2/2022	0.0028	J	J	< 0.0027	U		< 0.0046	U		< 0.0046	U	
VMP-2	22	VMP-2-22-012623	1/26/2023	< 0.0049	U		< 0.0027	U		< 0.0046	U		< 0.0046	U	
VMP-3	5	VMP-3-5-050422	5/4/2022	0.02			< 0.0027	U		0.0081			0.0018	J	
VMP-3	5	VMP-3-5-072922	7/29/2022	< 0.0053	U		< 0.0029	U		< 0.0049	U		< 0.0049	U	
VMP-3	5	VMP-3-5-111022	11/10/2022	< 0.0050	U		< 0.0027	U		< 0.0046	U		< 0.0046	U	
VMP-3	5	VMP-3-5-111022-DUP	11/10/2022	< 0.0050	U		< 0.0028	U		< 0.0047	U		< 0.0047	U	
VMP-3	10	VMP-3-10-050422	5/4/2022	0.0026	J		< 0.0026	U		0.0017	J		< 0.0044	U	
VMP-3	10	VMP-3-10-050422-DUP	5/4/2022	0.0028	J		< 0.0027	U		0.0020	J		< 0.0046	U	
VMP-3	10	VMP-3-10-072922	7/29/2022	< 0.0055	U		< 0.0030	U		< 0.0051	U		< 0.0051	U	
VMP-3	10	VMP-3-10-072922-DUP	7/29/2022	< 0.0055	U		< 0.0030	U		< 0.0051	U		< 0.0051	U	
VMP-3	10	VMP-3-10-111022	11/10/2022	< 0.0052	U		< 0.0028	U		< 0.0048	U		< 0.0048	U	
VMP-3	10	VMP-3-10-012723	1/27/2023	< 0.0050	U		< 0.0027	U		< 0.0046	U		< 0.0046	U	
VMP-3	22	VMP-3-22-050422	5/4/2022	0.0015	J		< 0.0031	U		0.0029	J		< 0.0053	U	
VMP-3	22	VMP-3-22-072922	7/29/2022	< 0.0054	U		< 0.0030	U		< 0.0050	U		< 0.0050	U	
VMP-3	22	VMP-3-22-111022	11/10/2022	< 0.0052	U		< 0.0029	U		< 0.0049	U		< 0.0049	U	
VMP-3	22	VMP-3-22-012723	1/27/2023	< 0.0049	U		< 0.0027	U		< 0.0045	U		< 0.0045	U	
VMP-3	22	VMP-3-22-012723-DUP	1/27/2023	< 0.0052	U		< 0.0028	U		< 0.0048	U		< 0.0048	U	
VMP-3	31.5	VMP-3-31.5-050422	5/4/2022	< 0.0050	U		< 0.0027	U		< 0.0046	U		< 0.0046	U	
VMP-3	31.5	VMP-3-31.5-072922	7/29/2022	< 0.0051	U		< 0.0028	U		< 0.0047	U		< 0.0047	U	
VMP-3	31.5	VMP-3-31.5-111022	11/10/2022	< 0.0055	U		< 0.0030	U		< 0.0051	U		< 0.0051	U	
VMP-3	31.5	VMP-3-31.5-012723	1/27/2023	< 0.0051	U		< 0.0028	U		< 0.0048	U		< 0.0048	U	
VMP-3	39	VMP-3-39-012723	1/27/2023	3100			< 5.8	U		1.7	J		< 9.9	U	
VMP-4	5	VMP-4-5-042722	4/27/2022	< 0.0048	U		< 0.0026	U		0.0014	J		< 0.0045	U	
VMP-4	5	VMP-4-5-072822	7/28/2022	< 0.0052	U		< 0.0029	U		< 0.0049	U		< 0.0049	U	
VMP-4	5	VMP-4-5-110322	11/3/2022	< 0.0048	U		< 0.0026	U		< 0.0045	U		< 0.0045	U	
VMP-4	5	VMP-4-5-012723	1/27/2023	0.0016	J		< 0.0024	U		< 0.0042	U		< 0.0042	U	
VMP-4	12	VMP-4-12-042722	4/27/2022	< 0.0053	U		< 0.0029	U		< 0.0049	U		< 0.0049	U	
VMP-4	12	VMP-4-12-072822	7/28/2022	0.0078			< 0.0027	U		< 0.0046	U		< 0.0046	U	
VMP-4	12	VMP-4-12-110322	11/3/2022	< 0.0051	U		< 0.0028	U		< 0.0047	U		< 0.0047	U	
VMP-4	12	VMP-4-12-012723	1/27/2023	< 0.0047	U		< 0.0026	U		< 0.0043	U		< 0.0043	U	
VMP-4	12	VMP-4-12-012723-DUP	1/27/2023	< 0.0046	U		< 0.0025	U		< 0.0043	U		< 0.0043	U	

TABLE 5
HISTORICAL SUMMARY OF SOIL VAPOR ANALYTICAL DETECTIONS AND SCREENING RESULTS: VILLAGE - VOCS

Location	Depth	Sample ID	Sample Date	2,2,4-Trimethylpentane			Vinyl Chloride			m,p-Xylene			o-Xylene		
							0.29			130			120		
				Result (mg/m3)	Lab Quals	AECOM Quals	Result (mg/m3)	Lab Quals	AECOM Quals	Result (mg/m3)	Lab Quals	AECOM Quals	Result (mg/m3)	Lab Quals	AECOM Quals
VMP-4	23.5	VMP-4-23.5-042722	4/27/2022	< 0.0051	U		< 0.0028	U		< 0.0048	U		< 0.0048	U	
VMP-4	23.5	VMP-4-23.5-072822	7/28/2022	0.01		J	< 0.0030	U		< 0.0051	U		< 0.0051	U	
VMP-4	23.5	VMP-4-23.5-110322	11/3/2022	< 0.0052	U		< 0.0028	U		< 0.0048	U		< 0.0048	U	
VMP-4	23.5	VMP-4-23.5-012723	1/27/2023	< 0.0046	U		< 0.0025	U		< 0.0043	U		< 0.0043	U	
VMP-5	5	VMP-5-5-042822	4/28/2022	< 0.0047	U		< 0.0026	U		< 0.0044	U		< 0.0044	U	
VMP-5	5	VMP-5-5-072522	7/25/2022	< 0.0048	U		< 0.0026	U		< 0.0045	U		< 0.0045	U	
VMP-5	5	VMP-5-5-111122	11/11/2022	0.0011	J		< 0.0025	U		< 0.0043	U		< 0.0043	U	
VMP-5	5	VMP-5-5-012323	1/23/2023	< 0.0045	U		< 0.0024	U		< 0.0042	U		< 0.0042	U	
VMP-5	12.5	VMP-5-12.5-042822	4/28/2022	< 0.0049	U		< 0.0027	U		< 0.0046	U		< 0.0046	U	
VMP-5	12.5	VMP-5-12.5-072522	7/25/2022	< 0.0051	U		< 0.0028	U		< 0.0047	U		< 0.0047	U	
VMP-5	12.5	VMP-5-12.5-072522-DUP	7/25/2022	< 0.0053	U		< 0.0029	U		< 0.0049	U		< 0.0049	U	
VMP-5	12.5	VMP-5-12.5-111122	11/11/2022	0.0018	J		< 0.0025	U		< 0.0043	U		< 0.0043	U	
VMP-5	12.5	VMP-5-12.5-012323	1/23/2023	< 0.0047	U		< 0.0026	U		< 0.0044	U		< 0.0044	U	
VMP-5	31	VMP-5-31-042822	4/28/2022	0.0046	J		< 0.0028	U		< 0.0048	U		< 0.0048	U	
VMP-5	31	VMP-5-31-072522	7/25/2022	< 0.0054	U		< 0.0030	U		< 0.0050	U		< 0.0050	U	
VMP-5	31	VMP-5-31-111122	11/11/2022	< 0.0045	U		< 0.0024	U		< 0.0042	U		< 0.0042	U	
VMP-5	31	VMP-5-31-012323	1/23/2023	< 0.0048	U		< 0.0026	U		< 0.0045	U		< 0.0045	U	
VMP-5	40	VMP-5-40-042822	4/28/2022	< 0.0050	U		< 0.0027	U		< 0.0046	U		< 0.0046	U	
VMP-5	40	VMP-5-40-072522	7/25/2022	< 0.0048	U		< 0.0026	U		< 0.0045	U		< 0.0045	U	
VMP-5	40	VMP-5-40-111122	11/11/2022	0.0030	J		< 0.0025	U		< 0.0043	U		< 0.0043	U	
VMP-5	40	VMP-5-40-012323	1/23/2023	< 0.0048	U		< 0.0026	U		< 0.0045	U		< 0.0045	U	
VMP-6	5	VMP-6-5-042822	4/28/2022	< 0.0048	U		< 0.0026	U		< 0.0045	U		< 0.0045	U	
VMP-6	5	VMP-6-5-072622	7/26/2022	< 0.0048	U		< 0.0026	U		< 0.0045	U		< 0.0045	U	
VMP-6	5	VMP-6-5-111022	11/10/2022	< 0.0051	U		< 0.0028	U		< 0.0048	U		< 0.0048	U	
VMP-6	5	VMP-6-5-012623	1/26/2023	< 0.0048	U		< 0.0026	U		< 0.0044	U		< 0.0044	U	
VMP-6	5	VMP-6-5-012623-DUP	1/26/2023	< 0.0049	U		< 0.0027	U		< 0.0046	U		< 0.0046	U	
VMP-6	10	VMP-6-10-042822	4/28/2022	< 0.0049	U		< 0.0027	U		< 0.0046	U		< 0.0046	U	
VMP-6	10	VMP-6-10-042822-DUP	4/28/2022	< 0.0049	U		< 0.0027	U		< 0.0046	U		< 0.0046	U	
VMP-6	10	VMP-6-10-072622	7/26/2022	< 0.0050	U		< 0.0027	U		< 0.0046	U		< 0.0046	U	
VMP-6	10	VMP-6-10-111022	11/10/2022	< 0.0055	U		< 0.0030	U		< 0.0051	U		< 0.0051	U	
VMP-6	10	VMP-6-10-012623	1/26/2023	< 0.0048	U		< 0.0026	U		< 0.0045	U		< 0.0045	U	
VMP-6	31.5	VMP-6-31.5-042822	4/28/2022	0.032			< 0.0025	U		< 0.0043	U		< 0.0043	U	
VMP-6	31.5	VMP-6-31.5-072622	7/26/2022	< 0.0054	U		< 0.0030	U		< 0.0050	U		< 0.0050	U	
VMP-6	31.5	VMP-6-31.5-111022	11/10/2022	< 0.0055	U		< 0.0030	U		< 0.0051	U		< 0.0051	U	
VMP-6	31.5	VMP-6-31.5-012623	1/26/2023	< 0.0045	U		< 0.0025	U		< 0.0042	U		< 0.0042	U	
VMP-6	39	VMP-6-39-042822	4/28/2022	0.0057			< 0.0026	U		< 0.0044	U		< 0.0044	U	
VMP-6	39	VMP-6-39-072622	7/26/2022	29			< 0.054	U		< 0.092	U		< 0.092	U	
VMP-6	39	VMP-6-39-111022	11/10/2022	97			< 0.29	U		< 0.49	U		< 0.49	U	
VMP-6	39	VMP-6-39-012623	1/26/2023	45			< 0.42	U		< 0.7	U		< 0.7	U	
VMP-7	5	VMP-7-5-050222	5/2/2022	< 0.0050	U		< 0.0027	U		< 0.0046	U		< 0.0046	U	
VMP-7	5	VMP-7-5-072522	7/25/2022	0.0055			< 0.0027	U		< 0.0046	U		< 0.0046	U	
VMP-7	5	VMP-7-5-110722	11/7/2022	< 0.0048	U		< 0.0026	U		< 0.0045	U		< 0.0045	U	
VMP-7	5	VMP-7-5-012023	1/20/2023	< 0.0046	U		< 0.0025	U		< 0.0043	U		< 0.0043	U	
VMP-7	13.5	VMP-7-13.5-050222	5/2/2022	< 0.0051	U		< 0.0028	U		< 0.0047	U		< 0.0047	U	
VMP-7	13.5	VMP-7-13.5-072522	7/25/2022	< 0.0051	U		< 0.0028	U		< 0.0047	U		< 0.0047	U	
VMP-7	13.5	VMP-7-13.5-072522-DUP	7/25/2022	< 0.0051	U		< 0.0028	U		< 0.0048	U		< 0.0048	U	
VMP-7	13.5	VMP-7-13.5-110722	11/7/2022	< 0.0053	U		< 0.0029	U		< 0.0049	U		< 0.0049	U	
VMP-7	13.5	VMP-7-13.5-012023	1/20/2023	< 0.0046	U		< 0.0025	U		< 0.0043	U		< 0.0043	U	
VMP-7	29.5	VMP-7-29.5-050222	5/2/2022	< 0.0048	U		< 0.0026	U		< 0.0045	U		< 0.0045	U	
VMP-7	29.5	VMP-7-29.5-050222-DUP	5/2/2022	< 0.0047	U		< 0.0026	U		< 0.0044	U		< 0.0044	U	
VMP-7	29.5	VMP-7-29.5-072522	7/25/2022	< 0.0050	U		< 0.0027	U		< 0.0046	U		< 0.0046	U	
VMP-7	29.5	VMP-7-29.5-110722	11/7/2022	< 0.0050	U		< 0.0027	U		< 0.0046	U		< 0.0046	U	
VMP-7	29.5	VMP-7-29.5-012023	1/20/2023	< 0.0046	U		< 0.0025	U		< 0.0042	U		< 0.0042	U	
VMP-7	38	VMP-7-38-050222	5/2/2022	< 0.0052	U		< 0.0029	U		< 0.0049	U		< 0.0049	U	
VMP-7	38	VMP-7-38-072522	7/25/2022	< 0.0052	U		< 0.0028	U		< 0.0048	U		< 0.0048	U	
VMP-7	38	VMP-7-38-110722	11/7/2022	< 0.0054	U		< 0.0029	U		< 0.0050	U		< 0.0050	U	
VMP-7	38	VMP-7-38-012023	1/20/2023	< 0.0045	U		< 0.0024	U		< 0.0041	U		< 0.0041	U	

TABLE 5
HISTORICAL SUMMARY OF SOIL VAPOR ANALYTICAL DETECTIONS AND SCREENING RESULTS: VILLAGE - VOCS

Location	Depth	Sample ID	Sample Date	2,2,4-Trimethylpentane			Vinyl Chloride			m,p-Xylene			o-Xylene		
							0.29			130			120		
				Result (mg/m3)	Lab Quals	AECOM Quals	Result (mg/m3)	Lab Quals	AECOM Quals	Result (mg/m3)	Lab Quals	AECOM Quals	Result (mg/m3)	Lab Quals	AECOM Quals
VMP-8	5	VMP-8-5-042722	4/27/2022	0.0013	J		< 0.0028	U		< 0.0047	U		< 0.0047	U	
VMP-8	5	VMP-8-5-072222	7/22/2022	0.0018	J		< 0.0029	U		0.0023	J		< 0.0049	U	
VMP-8	5	VMP-8-5-111122	11/11/2022	0.0038	J		< 0.0028	U		< 0.0047	U		< 0.0047	U	
VMP-8	5	VMP-8-5-011823	1/18/2023	< 0.0048	U		< 0.0026	U		< 0.0045	U		< 0.0045	U	
VMP-8	9.5	VMP-8-9.5-042722	4/27/2022	< 0.0050	U		< 0.0027	U		< 0.0047	U		< 0.0047	U	
VMP-8	9.5	VMP-8-9.5-042722-DUP	4/27/2022	< 0.0051	U		< 0.0028	U		< 0.0047	U		< 0.0047	U	
VMP-8	9.5	VMP-8-9.5-072222	7/22/2022	< 0.0051	U		< 0.0028	U		< 0.0048	U		< 0.0048	U	
VMP-8	9.5	VMP-8-9.5-111122	11/11/2022	< 0.0050	U		< 0.0027	U		< 0.0046	U		< 0.0046	U	
VMP-8	9.5	VMP-8-9.5-111122-DUP	11/11/2022	< 0.0047	U		< 0.0026	U		< 0.0044	U		< 0.0044	U	
VMP-8	9.5	VMP-8-9.5-011823	1/18/2023	0.0025	J		< 0.0026	U		0.0044			< 0.0044	J	U
VMP-8	23.5	VMP-8-23.5-042722	4/27/2022	< 0.0053	U		< 0.0029	U		< 0.0049	U		< 0.0049	U	
VMP-8	23.5	VMP-8-23.5-072222	7/22/2022	< 0.0048	U		< 0.0026	U		< 0.0045	U		< 0.0045	U	
VMP-8	23.5	VMP-8-23.5-072222-DUP	7/22/2022	< 0.0050	U		< 0.0028	U		< 0.0047	U		< 0.0047	U	
VMP-8	23.5	VMP-8-23.5-111122	11/11/2022	< 0.0057	U		< 0.0031	U		< 0.0053	U		< 0.0053	U	
VMP-8	23.5	VMP-8-23.5-011823	1/18/2023	< 0.0047	U		< 0.0026	U		< 0.0044	U		< 0.0044	U	
VMP-8	35.5	VMP-8-35.5-042722	4/27/2022	0.0018	J		< 0.0027	U		0.0015	J		< 0.0046	U	
VMP-8	35.5	VMP-8-35.5-072222	7/22/2022	0.0017	J		< 0.0030	U		0.0025	J		0.0016	J	
VMP-8	35.5	VMP-8-35.5-111122	11/11/2022	< 0.0046	U		< 0.0025	U		< 0.0042	U		< 0.0042	U	
VMP-8	35.5	VMP-8-35.5-011823	1/18/2023	< 0.0046	U		< 0.0025	U		< 0.0043	U		< 0.0043	U	
VMP-9	5	VMP-9-5-042722	4/27/2022	< 0.0077	U		< 0.0042	U		< 0.0071	U		< 0.0071	U	
VMP-9	5	VMP-9-5-072222	7/22/2022	< 0.0052	U		< 0.0029	U		< 0.0049	U		< 0.0049	U	
VMP-9	5	VMP-9-5-110722	11/7/2022	< 0.0049	U		< 0.0027	U		< 0.0046	U		< 0.0046	U	
VMP-9	5	VMP-9-5-011823	1/18/2023	< 0.0050	U		< 0.0027	U		0.0042	J		< 0.0046	J	U
VMP-9	11.5	VMP-9-11.5-042722	4/27/2022	< 0.0048	U		< 0.0026	U		< 0.0045	U		< 0.0045	U	
VMP-9	11.5	VMP-9-11.5-072222	7/22/2022	< 0.0051	U		< 0.0028	U		< 0.0048	U		< 0.0048	U	
VMP-9	11.5	VMP-9-11.5-110722	11/7/2022	< 0.0048	U		< 0.0026	U		< 0.0045	U		< 0.0045	U	
VMP-9	11.5	VMP-9-11.5-011823	1/18/2023	< 0.0048	U		< 0.0026	U		< 0.0045	U		< 0.0045	U	
VMP-9	25.5	VMP-9-25.5-042722	4/27/2022	< 0.0049	U		< 0.0027	U		< 0.0046	U		< 0.0046	U	
VMP-9	25.5	VMP-9-25.5-042722-DUP	4/27/2022	< 0.0049	U		< 0.0027	U		< 0.0046	U		< 0.0046	U	
VMP-9	25.5	VMP-9-25.5-072222	7/22/2022	< 0.0050	U		< 0.0027	U		< 0.0046	U		< 0.0046	U	
VMP-9	25.5	VMP-9-25.5-072222-DUP	7/22/2022	< 0.0049	U		< 0.0027	U		< 0.0046	U		< 0.0046	U	
VMP-9	25.5	VMP-9-25.5-110722	11/7/2022	< 0.0049	U		< 0.0027	U		< 0.0046	U		< 0.0046	U	
VMP-9	25.5	VMP-9-25.5-011823	1/18/2023	< 0.0048	U		< 0.0026	U		< 0.0045	U		< 0.0045	U	
VMP-9	38.5	VMP-9-38.5-042722	4/27/2022	< 0.0051	U		< 0.0028	U		< 0.0048	U		< 0.0048	U	
VMP-9	38.5	VMP-9-38.5-072222	7/22/2022	< 0.0051	U		< 0.0028	U		< 0.0048	U		< 0.0048	U	
VMP-9	38.5	VMP-9-38.5-110722	11/7/2022	0.0022	J		< 0.0026	U		< 0.0044	U		< 0.0044	U	
VMP-9	38.5	VMP-9-38.5-011823	1/18/2023	< 0.0051	U		< 0.0028	U		< 0.0047	U		< 0.0047	U	
VMP-18	8.5	VMP-18-8.5-042722	4/27/2022	< 0.0053	U		< 0.0029	U		< 0.0050	U		< 0.0050	U	
VMP-18	8.5	VMP-18-8.5-072222	7/22/2022	< 0.0050	U		< 0.0027	U		< 0.0046	U		< 0.0046	U	
VMP-18	8.5	VMP-18-8.5-111022	11/10/2022	< 0.0056	U		< 0.0030	U		< 0.0052	U		< 0.0052	U	
VMP-18	8.5	VMP-18-8.5-012323	1/23/2023	< 0.0052	U		< 0.0028	U		< 0.0048	U		< 0.0048	U	
VMP-19	5	VMP-19-5-050222	5/2/2022	< 0.0053	U		< 0.0029	U		< 0.0050	U		< 0.0050	U	
VMP-19	5	VMP-19-5-050222-DUP	5/2/2022	< 0.0051	U		< 0.0028	U		< 0.0047	U		< 0.0047	U	
VMP-19	5	VMP-19-5-072222	7/22/2022	< 0.0052	U		< 0.0028	U		< 0.0048	U		< 0.0048	U	
VMP-19	5	VMP-19-5-110922	11/9/2022	< 0.0050	U		< 0.0027	U		< 0.0046	U		< 0.0046	U	
VMP-19	5	VMP-19-5-012423	1/24/2023	< 0.0048	J	U	< 0.0026	U		< 0.0044	U		< 0.0044	U	
VMP-20	5	VMP-20-5-042922	4/29/2022	< 0.0052	U		< 0.0028	U		< 0.0048	U		< 0.0048	U	
VMP-20	5	VMP-20-5-080122	8/1/2022	< 0.0052	U		< 0.0029	U		< 0.0049	U		< 0.0049	U	
VMP-20	5	VMP-20-5-110222	11/2/2022	0.011	J	J	< 0.0028	U		0.018			0.0064		
VMP-20	5	VMP-20-5-012323	1/23/2023	< 0.0049	U		< 0.0027	U		< 0.0046	U		< 0.0046	U	
VMP-20	10	VMP-20-10-042922	4/29/2022	< 0.0049	U		< 0.0027	U		< 0.0046	U		< 0.0046	U	
VMP-20	10	VMP-20-10-080122	8/1/2022	< 0.0050	U		< 0.0027	U		< 0.0046	U		< 0.0046	U	
VMP-20	10	VMP-20-10-110222	11/2/2022	< 0.0048	U		< 0.0026	U		< 0.0045	U		< 0.0045	U	
VMP-20	10	VMP-20-10-012323	1/23/2023	< 0.0050	U		< 0.0028	U		< 0.0047	U		< 0.0047	U	

TABLE 5
HISTORICAL SUMMARY OF SOIL VAPOR ANALYTICAL DETECTIONS AND SCREENING RESULTS: VILLAGE - VOCS

Location	Depth	Sample ID	Sample Date	2,2,4-Trimethylpentane			Vinyl Chloride			m,p-Xylene			o-Xylene		
							0.29			130			120		
				Result (mg/m3)	Lab Quals	AECOM Quals	Result (mg/m3)	Lab Quals	AECOM Quals	Result (mg/m3)	Lab Quals	AECOM Quals	Result (mg/m3)	Lab Quals	AECOM Quals
VMP-20	25	VMP-20-25-042922	4/29/2022	0.0022	J		< 0.0025	U		< 0.0042	U		< 0.0042	U	
VMP-20	25	VMP-20-25-080122	8/1/2022	< 0.0053	U		< 0.0029	U		< 0.0049	U		< 0.0049	U	
VMP-20	25	VMP-20-25-110222	11/2/2022	0.0054	J	J	< 0.0032	U		< 0.0054	U		< 0.0054	U	
VMP-20	25	VMP-20-25-012323	1/23/2023	< 0.0048	U		< 0.0026	U		< 0.0045	U		< 0.0045	U	
VMP-20	39.5	VMP-20-39.5-012323	1/23/2023	< 0.0049	U		< 0.0027	U		< 0.0046	U		< 0.0046	U	
VMP-21	5	VMP-21-5-042922	4/29/2022	0.26			< 0.0027	U		0.05			0.014		
VMP-21	5	VMP-21-5-072922	7/29/2022	< 0.0050	U		< 0.0027	U		< 0.0046	U		< 0.0046	U	
VMP-21	5	VMP-21-5-111122	11/11/2022	0.0013	J		< 0.0026	U		< 0.0044	U		< 0.0044	U	
VMP-21	5	VMP-21-5-012423	1/24/2023	0.0074			< 0.0028	U		0.0022	J		< 0.0048	U	
VMP-21	10	VMP-21-10-042922	4/29/2022	0.06			< 0.0030	U		< 0.0050	U		< 0.0050	U	
VMP-21	10	VMP-21-10-072922	7/29/2022	0.0018	J		< 0.0028	U		< 0.0048	U		< 0.0048	U	
VMP-21	10	VMP-21-10-111122	11/11/2022	< 0.0046	U		< 0.0025	U		< 0.0042	U		< 0.0042	U	
VMP-21	10	VMP-21-10-111122-DUP	11/11/2022	< 0.0049	U		< 0.0027	U		< 0.0045	U		< 0.0045	U	
VMP-21	10	VMP-21-10-012423	1/24/2023	< 0.0048	J	U	< 0.0026	U		< 0.0045	U		< 0.0045	U	
VMP-21	10	VMP-21-10-012423-DUP	1/24/2023	< 0.0048	J	U	< 0.0026	U		< 0.0044	U		< 0.0044	U	
VMP-21	25	VMP-21-25-042922	4/29/2022	< 0.0051	U		< 0.0028	U		< 0.0048	U		< 0.0048	U	
VMP-21	25	VMP-21-25-072922	7/29/2022	< 0.0053	U		< 0.0029	U		< 0.0050	U		< 0.0050	U	
VMP-21	25	VMP-21-25-111122	11/11/2022	< 0.0046	U		< 0.0025	U		< 0.0043	U		< 0.0043	U	
VMP-21	25	VMP-21-25-012423	1/24/2023	< 0.0048	J	U	< 0.0026	U		< 0.0045	U		< 0.0045	U	
VMP-21	33	VMP-21-33-042922	4/29/2022	0.0030	J		< 0.0028	U		< 0.0048	U		< 0.0048	U	
VMP-21	33	VMP-21-33-072922	7/29/2022	< 0.0052	U		< 0.0028	U		< 0.0048	U		< 0.0048	U	
VMP-21	33	VMP-21-33-111122	11/11/2022	< 0.0047	U		< 0.0026	U		< 0.0044	U		< 0.0044	U	
VMP-21	33	VMP-21-33-012423	1/24/2023	< 0.0049	J	U	< 0.0027	U		< 0.0046	U		< 0.0046	U	
VMP-22	5	VMP-22-5-072622	7/26/2022	< 0.0051	U		< 0.0028	U		< 0.0048	U		< 0.0048	U	
VMP-22	5	VMP-22-5-111122	11/11/2022	0.0018	J		< 0.0028	U		< 0.0047	U		< 0.0047	U	
VMP-22	5	VMP-22-5-012723	1/27/2023	< 0.0049	U		< 0.0027	U		< 0.0046	U		< 0.0046	U	
VMP-22	10	VMP-22-10-050522	5/5/2022	0.55			< 0.02	U		< 0.034	U		< 0.034	U	
VMP-22	10	VMP-22-10-072622	7/26/2022	< 0.0047	U		< 0.0026	U		< 0.0044	U		< 0.0044	U	
VMP-22	10	VMP-22-10-111122	11/11/2022	< 0.0050	U		< 0.0027	U		< 0.0046	U		< 0.0046	U	
VMP-22	10	VMP-22-10-012723	1/27/2023	0.0053			< 0.0027	U		< 0.0046	U		< 0.0046	U	
VMP-22	18	VMP-22-18-050522	5/5/2022	0.25			< 0.01	U		< 0.018	U		< 0.018	U	
VMP-22	18	VMP-22-18-111122	11/11/2022	< 0.0048	U		< 0.0026	U		< 0.0045	U		< 0.0045	U	
VMP-22	18	VMP-22-18-012723	1/27/2023	0.0016	J		< 0.0027	U		< 0.0045	U		< 0.0045	U	
VMP-22	38	VMP-22-38-050522	5/5/2022	0.022			< 0.0027	U		0.013			0.0054		
VMP-22	38	VMP-22-38-111122	11/11/2022	0.0016	J		< 0.0026	U		< 0.0045	U		< 0.0045	U	
VMP-22	38	VMP-22-38-012723	1/27/2023	0.015			< 0.0025	U		< 0.0042	U		< 0.0042	U	
VMP-23	5	VMP-23-5-050422	5/4/2022	< 0.0050	U		< 0.0027	U		0.011			0.0047		
VMP-23	5	VMP-23-5-072522	7/25/2022	< 0.0054	U		< 0.0029	U		< 0.0050	U		< 0.0050	U	
VMP-23	5	VMP-23-5-110322	11/3/2022	0.0043	J		< 0.0028	U		< 0.0048	U		< 0.0048	U	
VMP-23	5	VMP-23-5-012323	1/23/2023	< 0.0046	U		< 0.0025	U		< 0.0043	U		< 0.0043	U	
VMP-23	10	VMP-23-10-050422	5/4/2022	< 0.0054	U		< 0.0030	U		0.0083			0.0034	J	
VMP-23	10	VMP-23-10-072522	7/25/2022	< 0.0052	U		< 0.0029	U		< 0.0049	U		< 0.0049	U	
VMP-23	10	VMP-23-10-110322	11/3/2022	< 0.0051	U		< 0.0028	U		< 0.0048	U		< 0.0048	U	
VMP-23	10	VMP-23-10-012323	1/23/2023	< 0.0047	U		< 0.0026	U		< 0.0044	U		< 0.0044	U	
VMP-23	25	VMP-23-25-050422	5/4/2022	< 0.0050	U		< 0.0027	U		0.0051			0.0026	J	
VMP-23	25	VMP-23-25-072522	7/25/2022	< 0.0053	U		< 0.0029	U		< 0.0050	U		< 0.0050	U	
VMP-23	25	VMP-23-25-110322	11/3/2022	< 0.0054	U		< 0.0030	U		< 0.0050	U		< 0.0050	U	
VMP-23	25	VMP-23-25-012323	1/23/2023	< 0.0045	U		< 0.0025	U		< 0.0042	U		< 0.0042	U	
VMP-23	40	VMP-23-40-050422	5/4/2022	0.0036	J		< 0.0027	U		0.026		J	0.01		
VMP-23	40	VMP-23-40-050422-DUP	5/4/2022	< 0.0053	U		< 0.0029	U		0.0045	J	J	0.0022	J	
VMP-23	40	VMP-23-40-110322	11/3/2022	0.0061			< 0.0028	U		0.019			0.0072		
VMP-23	40	VMP-23-40-012323	1/23/2023	< 0.0047	U		< 0.0026	U		< 0.0043	U		< 0.0043	U	
VMP-24	5	VMP-24-5-050322	5/3/2022	0.0025	J		< 0.0027	U		< 0.0046	U		< 0.0046	U	
VMP-24	5	VMP-24-5-072522	7/25/2022	0.017			< 0.0027	U		< 0.0046	U		< 0.0046	U	
VMP-24	5	VMP-24-5-110722	11/7/2022	< 0.0051	U		< 0.0028	U		< 0.0047	U		< 0.0047	U	
VMP-24	5	VMP-24-5-110722-DUP	11/7/2022	< 0.0049	U		< 0.0027	U		< 0.0045	U		< 0.0045	U	
VMP-24	5	VMP-24-5-011923	1/19/2023	0.0084			< 0.0029	U		< 0.0050	U		< 0.0050	U	

TABLE 5
HISTORICAL SUMMARY OF SOIL VAPOR ANALYTICAL DETECTIONS AND SCREENING RESULTS: VILLAGE - VOCS

Location	Depth	Sample ID	Sample Date	2,2,4-Trimethylpentane			Vinyl Chloride			m,p-Xylene			o-Xylene		
							0.29			130			120		
				Result (mg/m3)	Lab Quals	AECOM Quals	Result (mg/m3)	Lab Quals	AECOM Quals	Result (mg/m3)	Lab Quals	AECOM Quals	Result (mg/m3)	Lab Quals	AECOM Quals
VMP-24	10	VMP-24-10-050322	5/3/2022	< 0.0048	U		< 0.0026	U		< 0.0045	U		< 0.0045	U	
VMP-24	10	VMP-24-10-072522	7/25/2022	< 0.0049	U		< 0.0027	U		< 0.0046	U		< 0.0046	U	
VMP-24	10	VMP-24-10-110722	11/7/2022	< 0.0048	U		< 0.0026	U		< 0.0044	U		< 0.0044	U	
VMP-24	10	VMP-24-10-011923	1/19/2023	**0.0069**			< 0.0027	U		< 0.0046	U		< 0.0046	U	
VMP-24	22	VMP-24-22-050322	5/3/2022	< 0.0050	U		< 0.0027	U		< 0.0046	U		< 0.0046	U	
VMP-24	22	VMP-24-22-050322-DUP	5/3/2022	< 0.0050	U		< 0.0027	U		< 0.0046	U		< 0.0046	U	
VMP-24	22	VMP-24-22-072522	7/25/2022	< 0.0048	U		< 0.0026	U		< 0.0045	U		< 0.0045	U	
VMP-24	22	VMP-24-22-110722	11/7/2022	**0.0037**	J		< 0.0028	U		**0.0020**	J		< 0.0048	U	
VMP-24	22	VMP-24-22-011923	1/19/2023	**0.013**		J	< 0.0027	U		< 0.0046	U		< 0.0046	U	
VMP-24	22	VMP-24-22-011923-DUP	1/19/2023	**0.032**		J	< 0.0026	U		< 0.0045	U		< 0.0045	U	
VMP-24	34	VMP-24-34-050322	5/3/2022	< 0.0049	U		< 0.0027	U		< 0.0046	U		< 0.0046	U	
VMP-24	34	VMP-24-34-072522	7/25/2022	< 0.0052	U		< 0.0028	U		< 0.0048	U		< 0.0048	U	
VMP-24	34	VMP-24-34-110722	11/7/2022	< 0.0051	U		< 0.0028	U		< 0.0048	U		< 0.0048	U	
VMP-24	34	VMP-24-34-011923	1/19/2023	< 0.0050	U		< 0.0028	U		< 0.0047	U		< 0.0047	U	
VMP-32	5	VMP-32-5-042822	4/28/2022	< 0.0053	U		< 0.0029	U		< 0.0049	U		< 0.0049	U	
VMP-32	5	VMP-32-5-072922	7/29/2022	**0.0042**	J		< 0.0027	U		< 0.0046	U		< 0.0046	U	
VMP-32	5	VMP-32-5-110822	11/8/2022	< 0.0050	U		< 0.0027	U		< 0.0046	U		< 0.0046	U	
VMP-32	5	VMP-32-5-012323	1/23/2023	< 0.0049	U		< 0.0027	U		< 0.0045	U		< 0.0045	U	
VMP-32	10	VMP-32-10-042822	4/28/2022	< 0.0051	U		< 0.0028	U		< 0.0047	U		< 0.0047	U	
VMP-32	10	VMP-32-10-072922	7/29/2022	< 0.0054	U		< 0.0029	U		< 0.0050	U		< 0.0050	U	
VMP-32	10	VMP-32-10-072922-DUP	7/29/2022	< 0.0048	U		< 0.0026	U		< 0.0044	U		< 0.0044	U	
VMP-32	10	VMP-32-10-110822	11/8/2022	< 0.0050	U		< 0.0027	U		< 0.0047	U		< 0.0047	U	
VMP-32	10	VMP-32-10-012323	1/23/2023	**0.049**			< 0.0028	U		**0.0058**			**0.00096**	J	
VMP-32	20	VMP-32-20-042822	4/28/2022	**0.37**			< 0.0027	U		**0.076**			**0.022**		
VMP-32	20	VMP-32-20-072922	7/29/2022	**0.0013**	J		< 0.0028	U		< 0.0047	U		< 0.0047	U	
VMP-32	20	VMP-32-20-110822	11/8/2022	< 0.0050	U		< 0.0027	U		< 0.0046	U		< 0.0046	U	
VMP-32	20	VMP-32-20-012323	1/23/2023	**0.0013**	J		< 0.0029	U		< 0.0049	U		< 0.0049	U	
VMP-32	30	VMP-32-30-042822	4/28/2022	**0.0014**	J		< 0.0029	U		< 0.0049	U		< 0.0049	U	
VMP-32	30	VMP-32-30-012323	1/23/2023	< 0.0049	U		< 0.0027	U		< 0.0046	U		< 0.0046	U	
VMP-42	10	VMP-42-10-042822	4/28/2022	< 0.0049	U		< 0.0027	U		< 0.0046	U		< 0.0046	U	
VMP-42	10	VMP-42-10-072822	7/28/2022	< 0.0049	U		< 0.0027	U		< 0.0046	U		< 0.0046	U	
VMP-42	10	VMP-42-10-110422	11/4/2022	**0.077**			< 0.0029	U		**0.018**			**0.0040**	J	
VMP-42	10	VMP-42-10-012023	1/20/2023	< 0.0048	U		< 0.0026	U		< 0.0044	U		< 0.0044	U	
VMP-42	20	VMP-42-20-042822	4/28/2022	< 0.0050	U		< 0.0027	U		< 0.0046	U		< 0.0046	U	
VMP-42	20	VMP-42-20-072822	7/28/2022	< 0.0049	U		< 0.0027	U		< 0.0046	U		< 0.0046	U	
VMP-42	20	VMP-42-20-110422	11/4/2022	< 0.0062	U		< 0.0034	U		< 0.0057	U		< 0.0057	U	
VMP-42	20	VMP-42-20-110422-DUP	11/4/2022	< 0.0053	U		< 0.0029	U		**0.0022**	J		**0.0016**	J	
VMP-42	20	VMP-42-20-012023	1/20/2023	**0.0011**	J		< 0.0026	U		< 0.0044	U		< 0.0044	U	
VMP-42	30	VMP-42-30-042822	4/28/2022	< 0.0047	U		< 0.0026	U		< 0.0044	U		< 0.0044	U	
VMP-42	30	VMP-42-30-072822	7/28/2022	< 0.0053	U		< 0.0029	U		< 0.0050	U		< 0.0050	U	
VMP-42	30	VMP-42-30-110422	11/4/2022	**0.0039**	J		< 0.0028	U		< 0.0048	U		< 0.0048	U	
VMP-42	30	VMP-42-30-012023	1/20/2023	< 0.0047	U		< 0.0026	U		< 0.0044	U		< 0.0044	U	
VMP-42	30	VMP-42-30-012023-DUP	1/20/2023	< 0.0047	U		< 0.0026	U		< 0.0044	U		< 0.0044	U	
VMP-43	10	VMP-43-10-050222	5/2/2022	**0.0018**	J		< 0.0024	U		**0.0015**	J		< 0.0040	U	
VMP-43	10	VMP-43-10-072822	7/28/2022	< 0.0051	U		< 0.0028	U		< 0.0048	U		< 0.0048	U	
VMP-43	10	VMP-43-10-110422	11/4/2022	< 0.0052	U		< 0.0028	U		< 0.0048	U		< 0.0048	U	
VMP-43	10	VMP-43-10-012023	1/20/2023	< 0.0047	U		**0.00089**	J		< 0.0044	U		< 0.0044	U	
VMP-43	10	VMP-43-10-012023-DUP	1/20/2023	< 0.0046	U		< 0.0025	U		< 0.0043	U		< 0.0043	U	
VMP-43	20	VMP-43-20-050222	5/2/2022	< 0.0050	U		< 0.0027	U		< 0.0047	U		< 0.0047	U	
VMP-43	20	VMP-43-20-072822	7/28/2022	< 0.0050	U		< 0.0027	U		< 0.0047	U		< 0.0047	U	
VMP-43	20	VMP-43-20-072822-DUP	7/28/2022	< 0.0050	U		< 0.0027	U		< 0.0046	U		< 0.0046	U	
VMP-43	20	VMP-43-20-110422	11/4/2022	< 0.0051	U		< 0.0028	U		< 0.0048	U		< 0.0048	U	
VMP-43	20	VMP-43-20-110422-DUP	11/4/2022	< 0.0054	U		< 0.0030	U		< 0.0050	U		< 0.0050	U	
VMP-43	20	VMP-43-20-012023	1/20/2023	< 0.0048	U		< 0.0026	U		< 0.0045	U		< 0.0045	U	

TABLE 5
HISTORICAL SUMMARY OF SOIL VAPOR ANALYTICAL DETECTIONS AND SCREENING RESULTS: VILLAGE - VOCS

Location	Depth	Sample ID	Sample Date	2,2,4-Trimethylpentane			Vinyl Chloride			m,p-Xylene			o-Xylene		
							0.29			130			120		
				Result (mg/m3)	Lab Quals	AECOM Quals	Result (mg/m3)	Lab Quals	AECOM Quals	Result (mg/m3)	Lab Quals	AECOM Quals	Result (mg/m3)	Lab Quals	AECOM Quals
VMP-43	30	VMP-43-30-050222	5/2/2022	< 0.0050	U		< 0.0027	U		< 0.0046	U		< 0.0046	U	
VMP-43	30	VMP-43-30-050222-DUP	5/2/2022	< 0.0051	U		< 0.0028	U		< 0.0047	U		< 0.0047	U	
VMP-43	30	VMP-43-30-072822	7/28/2022	< 0.0051	U		< 0.0028	U		< 0.0048	U		< 0.0048	U	
VMP-43	30	VMP-43-30-110422	11/4/2022	< 0.0053	U		< 0.0029	U		< 0.0050	U		< 0.0050	U	
VMP-43	30	VMP-43-30-012023	1/20/2023	**0.0012**	J		< 0.0024	U		< 0.0041	U		< 0.0041	U	
VMP-45	10	VMP-45-10-050222	5/2/2022	< 0.0053	U		< 0.0029	U		< 0.0049	U		< 0.0049	U	
VMP-45	10	VMP-45-10-050222-DUP	5/2/2022	< 0.0052	U		< 0.0029	U		< 0.0049	U		< 0.0049	U	
VMP-45	10	VMP-45-10-072522	7/25/2022	**0.0099**			< 0.0029	U		< 0.0049	U		< 0.0049	U	
VMP-45	10	VMP-45-10-110722	11/7/2022	< 0.0049	U		< 0.0027	U		< 0.0046	U		< 0.0046	U	
VMP-45	10	VMP-45-10-012023	1/20/2023	< 0.0048	U		< 0.0026	U		< 0.0045	U		< 0.0045	U	
VMP-45	20	VMP-45-20-050222	5/2/2022	**0.0037**	J		< 0.0028	U		< 0.0048	U		< 0.0048	U	
VMP-45	20	VMP-45-20-072522	7/25/2022	< 0.0056	U		< 0.0031	U		< 0.0052	U		< 0.0052	U	
VMP-45	20	VMP-45-20-110722	11/7/2022	< 0.0050	U		< 0.0028	U		< 0.0047	U		< 0.0047	U	
VMP-45	20	VMP-45-20-012023	1/20/2023	< 0.0050	U		< 0.0027	U		< 0.0046	U		< 0.0046	U	
VMP-45	30	VMP-45-30-050222	5/2/2022	< 0.0050	U		< 0.0027	U		< 0.0046	U		< 0.0046	U	
VMP-45	30	VMP-45-30-072522	7/25/2022	**0.0080**			< 0.0029	U		< 0.0050	U		< 0.0050	U	
VMP-45	30	VMP-45-30-110722	11/7/2022	**0.0016**	J		< 0.0027	U		< 0.0046	U		< 0.0046	U	
VMP-45	30	VMP-45-30-012023	1/20/2023	< 0.0046	U		< 0.0025	U		< 0.0043	U		< 0.0043	U	
VMP-47	5	VMP-47-5-050522	5/5/2022	< 0.0051	U		< 0.0028	U		< 0.0048	U		< 0.0048	U	
VMP-47	5	VMP-47-5-080222	8/2/2022	< 0.0053	U		< 0.0029	U		< 0.0049	U		< 0.0049	U	
VMP-47	5	VMP-47-5-110822	11/8/2022	< 0.0045	U		< 0.0024	U		< 0.0042	U		< 0.0042	U	
VMP-47	5	VMP-47-5-012323	1/23/2023	< 0.0050	U		< 0.0027	U		< 0.0046	U		< 0.0046	U	
VMP-47	10	VMP-47-10-050522	5/5/2022	< 0.0051	U		< 0.0028	U		< 0.0047	U		< 0.0047	U	
VMP-47	10	VMP-47-10-080222	8/2/2022	< 0.0050	U		< 0.0028	U		< 0.0047	U		< 0.0047	U	
VMP-47	10	VMP-47-10-080222-DUP	8/2/2022	< 0.0050	U		< 0.0027	U		< 0.0046	U		< 0.0046	U	
VMP-47	10	VMP-47-10-110822	11/8/2022	< 0.0049	U		< 0.0027	U		< 0.0046	U		< 0.0046	U	
VMP-47	10	VMP-47-10-012323	1/23/2023	< 0.0046	U		< 0.0025	U		< 0.0043	U		< 0.0043	U	
VMP-47	20	VMP-47-20-050522	5/5/2022	< 0.0050	U		< 0.0027	U		< 0.0046	U		< 0.0046	U	
VMP-47	20	VMP-47-20-080222	8/2/2022	< 0.0049	U		< 0.0027	U		< 0.0046	U		< 0.0046	U	
VMP-47	20	VMP-47-20-110822	11/8/2022	< 0.0046	U		< 0.0025	U		< 0.0043	U		< 0.0043	U	
VMP-47	20	VMP-47-20-012323	1/23/2023	< 0.0047	U		< 0.0026	U		< 0.0044	U		< 0.0044	U	
VMP-47	20	VMP-47-20-012323-DUP	1/23/2023	< 0.0049	U		< 0.0027	U		< 0.0046	U		< 0.0046	U	
VMP-47	30	VMP-47-30-050522	5/5/2022	< 0.0056	U		< 0.0030	U		**0.0019**	J		< 0.0052	U	
VMP-47	30	VMP-47-30-080222	8/2/2022	**0.0038**	J		< 0.0027	U		**0.0070**			**0.0028**	J	
VMP-47	30	VMP-47-30-110822	11/8/2022	< 0.0049	U		< 0.0027	U		< 0.0046	U		< 0.0046	U	
VMP-47	30	VMP-47-30-012323	1/23/2023	< 0.0048	U		< 0.0026	U		< 0.0044	U		< 0.0044	U	
VMP-48	5	VMP-48-5-042922	4/29/2022	< 0.0046	U		< 0.0025	U		< 0.0043	U		< 0.0043	U	
VMP-48	5	VMP-48-5-072922	7/29/2022	< 0.0053	U		< 0.0029	U		< 0.0050	U		< 0.0050	U	
VMP-48	5	VMP-48-5-110222	11/2/2022	**0.0023**	J	J	< 0.0032	U		< 0.0054	U		< 0.0054	U	
VMP-48	5	VMP-48-5-012423	1/24/2023	< 0.0046	U		< 0.0025	U		< 0.0043	U		< 0.0043	U	
VMP-48	10	VMP-48-10-042922	4/29/2022	< 0.0050	U		< 0.0027	U		< 0.0046	U		< 0.0046	U	
VMP-48	10	VMP-48-10-042922-DUP	4/29/2022	< 0.0049	U		< 0.0027	U		< 0.0046	U		< 0.0046	U	
VMP-48	10	VMP-48-10-072922	7/29/2022	< 0.0051	U		< 0.0028	U		< 0.0047	U		< 0.0047	U	
VMP-48	10	VMP-48-10-110222	11/2/2022	**0.0081**	J	J	< 0.0030	U		< 0.0050	U		< 0.0050	U	
VMP-48	10	VMP-48-10-012423	1/24/2023	< 0.0046	J	U	< 0.0025	U		< 0.0043	U		< 0.0043	U	
VMP-48	20	VMP-48-20-042922	4/29/2022	< 0.0050	U		< 0.0028	U		< 0.0047	U		< 0.0047	U	
VMP-48	20	VMP-48-20-072922	7/29/2022	< 0.0054	U		< 0.0030	U		< 0.0050	U		< 0.0050	U	
VMP-48	20	VMP-48-20-110222	11/2/2022	< 0.0049	U		< 0.0027	U		< 0.0046	U		< 0.0046	U	
VMP-48	20	VMP-48-20-012423	1/24/2023	< 0.0047	J	U	< 0.0026	U		< 0.0044	U		< 0.0044	U	
VMP-48	30	VMP-48-30-042922	4/29/2022	**0.0041**	J		< 0.0026	U		< 0.0044	U		< 0.0044	U	
VMP-48	30	VMP-48-30-072922	7/29/2022	< 0.0051	U		< 0.0028	U		< 0.0048	U		< 0.0048	U	
VMP-48	30	VMP-48-30-110222	11/2/2022	< 0.0055	U		< 0.0030	U		< 0.0051	U		< 0.0051	U	
VMP-48	30	VMP-48-30-012423	1/24/2023	< 0.0047	J	U	< 0.0026	U		< 0.0043	U		< 0.0043	U	

TABLE 5
HISTORICAL SUMMARY OF SOIL VAPOR ANALYTICAL DETECTIONS AND SCREENING RESULTS: VILLAGE - VOCS

Location	Depth	Sample ID	Sample Date	2,2,4-Trimethylpentane			Vinyl Chloride			m,p-Xylene			o-Xylene		
							0.29			130			120		
				Result (mg/m3)	Lab Quals	AECOM Quals	Result (mg/m3)	Lab Quals	AECOM Quals	Result (mg/m3)	Lab Quals	AECOM Quals	Result (mg/m3)	Lab Quals	AECOM Quals
VMP-49	5	VMP-49-5-050422	5/4/2022	< 0.0055	U		< 0.0030	U		< 0.0051	U		< 0.0051	U	
VMP-49	5	VMP-49-5-080122	8/1/2022	< 0.0056	U		< 0.0030	U		< 0.0052	U		< 0.0052	U	
VMP-49	5	VMP-49-5-080122-DUP	8/1/2022	0.0016	J		< 0.0030	U		< 0.0050	U		< 0.0050	U	
VMP-49	5	VMP-49-5-111122	11/11/2022	< 0.0049	U		< 0.0027	U		< 0.0045	U		< 0.0045	U	
VMP-49	5	VMP-49-5-012723	1/27/2023	< 0.0052	U		< 0.0028	U		< 0.0048	U		< 0.0048	U	
VMP-49	10	VMP-49-10-050422	5/4/2022	< 0.0051	U		< 0.0028	U		< 0.0047	U		< 0.0047	U	
VMP-49	10	VMP-49-10-080122	8/1/2022	< 0.0055	U		< 0.0030	U		< 0.0051	U		< 0.0051	U	
VMP-49	10	VMP-49-10-111122	11/11/2022	< 0.0050	U		< 0.0027	U		< 0.0047	U		< 0.0047	U	
VMP-49	10	VMP-49-10-012723	1/27/2023	< 0.0051	U		< 0.0028	U		< 0.0048	U		< 0.0048	U	
VMP-49	20	VMP-49-20-050422	5/4/2022	0.0055			< 0.0028	U		< 0.0048	U		< 0.0048	U	
VMP-49	20	VMP-49-20-080122	8/1/2022	< 0.0056	U		< 0.0031	U		< 0.0052	U		< 0.0052	U	
VMP-49	20	VMP-49-20-111122	11/11/2022	0.0016	J		< 0.0026	U		< 0.0045	U		< 0.0045	U	
VMP-49	20	VMP-49-20-012723	1/27/2023	< 0.0051	U		< 0.0028	U		< 0.0047	U		< 0.0047	U	
VMP-49	30	VMP-49-30-050422	5/4/2022	< 0.0050	U		< 0.0028	U		< 0.0047	U		< 0.0047	U	
VMP-49	30	VMP-49-30-080122	8/1/2022	0.01			< 0.0031	U		0.028			0.0092		
VMP-49	30	VMP-49-30-111122	11/11/2022	< 0.0044	U		< 0.0024	U		< 0.0041	U		< 0.0041	U	
VMP-49	30	VMP-49-30-012723	1/27/2023	< 0.0050	U		< 0.0027	U		< 0.0046	U		< 0.0046	U	
VMP-50	5	VMP-50-5-050522	5/5/2022	0.012			< 0.0025	U		0.0053			0.0028	J	
VMP-50	5	VMP-50-5-072622	7/26/2022	< 0.0048	U		< 0.0026	U		< 0.0045	U		< 0.0045	U	
VMP-50	5	VMP-50-5-110322	11/3/2022	< 0.0054	U		< 0.0030	U		< 0.0050	U		< 0.0050	U	
VMP-50	5	VMP-50-5-012323	1/23/2023	< 0.0046	U		< 0.0025	U		< 0.0043	U		< 0.0043	U	
VMP-50	5	VMP-50-5-012323-DUP	1/23/2023	< 0.0049	U		< 0.0027	U		< 0.0045	U		< 0.0045	U	
VMP-50	10	VMP-50-10-050522	5/5/2022	< 0.0045	U		< 0.0024	U		< 0.0041	U		< 0.0041	U	
VMP-50	10	VMP-50-10-050522-DUP	5/5/2022	< 0.0044	U		< 0.0024	U		< 0.0041	U		< 0.0041	U	
VMP-50	10	VMP-50-10-072622	7/26/2022	< 0.0048	U		< 0.0026	U		< 0.0044	U		< 0.0044	U	
VMP-50	10	VMP-50-10-072622-DUP	7/26/2022	< 0.0048	U		< 0.0026	U		< 0.0044	U		< 0.0044	U	
VMP-50	10	VMP-50-10-110322	11/3/2022	< 0.0053	U		< 0.0029	U		< 0.0049	U		< 0.0049	U	
VMP-50	10	VMP-50-10-110322-DUP	11/3/2022	< 0.0051	U		< 0.0028	U		< 0.0047	U		< 0.0047	U	
VMP-50	10	VMP-50-10-012323	1/23/2023	< 0.0047	U		< 0.0026	U		< 0.0044	U		< 0.0044	U	
VMP-50	20	VMP-50-20-050522	5/5/2022	0.0059			< 0.0025	U		0.0028	J		0.0016	J	
VMP-50	20	VMP-50-20-072622	7/26/2022	< 0.0051	U		< 0.0028	U		< 0.0048	U		< 0.0048	U	
VMP-50	20	VMP-50-20-110322	11/3/2022	< 0.0050	U		< 0.0027	U		< 0.0046	U		< 0.0046	U	
VMP-50	20	VMP-50-20-012323	1/23/2023	< 0.0048	U		< 0.0026	U		< 0.0044	U		< 0.0044	U	
VMP-50	30	VMP-50-30-050522	5/5/2022	2.5			< 0.021	U		< 0.035	U		< 0.035	U	
VMP-50	30	VMP-50-30-072622	7/26/2022	1.1			< 0.0081	U		< 0.014	U		< 0.014	U	
VMP-50	30	VMP-50-30-110322	11/3/2022	0.82			< 0.0030	U		< 0.0050	U		< 0.0050	U	
VMP-50	30	VMP-50-30-012323	1/23/2023	0.1			< 0.0026	U		< 0.0044	U		< 0.0044	U	
VMP-51	5	VMP-51-5-042822	4/28/2022	< 0.0048	U		< 0.0026	U		< 0.0045	U		< 0.0045	U	
VMP-51	5	VMP-51-5-072522	7/25/2022	< 0.0050	U		< 0.0028	U		< 0.0047	U		< 0.0047	U	
VMP-51	5	VMP-51-5-110322	11/3/2022	0.0061			< 0.0030	U		0.017			0.0063		
VMP-51	5	VMP-51-5-012423	1/24/2023	< 0.0045	U		< 0.0025	U		< 0.0042	U		< 0.0042	U	
VMP-51	10	VMP-51-10-042822	4/28/2022	< 0.0048	U		< 0.0026	U		< 0.0045	U		< 0.0045	U	
VMP-51	10	VMP-51-10-072522	7/25/2022	0.0056			< 0.0028	U		0.011			0.0046	J	
VMP-51	10	VMP-51-10-110322	11/3/2022	0.0031	J		< 0.0029	U		< 0.0050	U		< 0.0050	U	
VMP-51	10	VMP-51-10-012423	1/24/2023	< 0.0046	J	U	< 0.0025	U		< 0.0043	U		< 0.0043	U	
VMP-51	20	VMP-51-20-042822	4/28/2022	< 0.0048	U		< 0.0026	U		< 0.0045	U		< 0.0045	U	
VMP-51	20	VMP-51-20-072522	7/25/2022	< 0.0051	U		< 0.0028	U		< 0.0048	U		< 0.0048	U	
VMP-51	20	VMP-51-20-110322	11/3/2022	< 0.0055	U		< 0.0030	U		< 0.0051	U		< 0.0051	U	
VMP-51	20	VMP-51-20-012423	1/24/2023	< 0.0048	U		< 0.0026	U		< 0.0045	U		< 0.0045	U	
VMP-51	20	VMP-51-20-012423-DUP	1/24/2023	< 0.0048	U		< 0.0026	U		< 0.0044	U		< 0.0044	U	
VMP-51	30	VMP-51-30-042822	4/28/2022	0.0044	J		< 0.0027	U		< 0.0046	U		< 0.0046	U	
VMP-51	30	VMP-51-30-072522	7/25/2022	< 0.0056	U		< 0.0030	U		< 0.0052	U		< 0.0052	U	
VMP-51	30	VMP-51-30-110322	11/3/2022	< 0.0052	U		< 0.0028	U		< 0.0048	U		< 0.0048	U	
VMP-51	30	VMP-51-30-110322-DUP	11/3/2022	< 0.0053	U		< 0.0029	U		< 0.0049	U		< 0.0049	U	
VMP-51	30	VMP-51-30-012423	1/24/2023	< 0.0047	U		< 0.0026	U		< 0.0044	U		< 0.0044	U	

TABLE 5
HISTORICAL SUMMARY OF SOIL VAPOR ANALYTICAL DETECTIONS AND SCREENING RESULTS: VILLAGE - VOCS

Location	Depth	Sample ID	Sample Date	2,2,4-Trimethylpentane			Vinyl Chloride			m,p-Xylene			o-Xylene		
							0.29			130			120		
				Result (mg/m3)	Lab Quals	AECOM Quals	Result (mg/m3)	Lab Quals	AECOM Quals	Result (mg/m3)	Lab Quals	AECOM Quals	Result (mg/m3)	Lab Quals	AECOM Quals
VMP-52	5	VMP-52-5-042822	4/28/2022	< 0.0048	U		< 0.0026	U		< 0.0044	U		< 0.0044	U	
VMP-52	5	VMP-52-5-110722	11/7/2022	< 0.0053	U		< 0.0029	U		< 0.0049	U		< 0.0049	U	
VMP-52	5	VMP-52-5-012423	1/24/2023	< 0.0048	J	U	< 0.0026	U		< 0.0044	U		< 0.0044	U	
VMP-52	10	VMP-52-10-042822	4/28/2022	0.38			< 0.0028	U		0.074			0.018		
VMP-52	10	VMP-52-10-110722	11/7/2022	0.0016	J		< 0.0029	U		< 0.0050	U		< 0.0050	U	
VMP-52	10	VMP-52-10-012423	1/24/2023	< 0.0047	J	U	< 0.0026	U		< 0.0043	U		< 0.0043	U	
VMP-52	20	VMP-52-20-042822	4/28/2022	< 0.0051	U		< 0.0028	U		< 0.0047	U		< 0.0047	U	
VMP-52	20	VMP-52-20-072622	7/26/2022	< 0.0047	U		< 0.0026	U		< 0.0043	U		< 0.0043	U	
VMP-52	20	VMP-52-20-110722	11/7/2022	< 0.0055	U		< 0.0030	U		< 0.0051	U		< 0.0051	U	
VMP-52	20	VMP-52-20-012423	1/24/2023	< 0.0047	U		< 0.0026	U		< 0.0044	U		< 0.0044	U	
VMP-52	20	VMP-52-20-012423-DUP	1/24/2023	< 0.0050	U		< 0.0027	U		< 0.0046	U		< 0.0046	U	
VMP-52	30	VMP-52-30-042822	4/28/2022	< 0.0051	U		< 0.0028	U		< 0.0047	U		< 0.0047	U	
VMP-52	30	VMP-52-30-072622	7/26/2022	< 0.0049	U		< 0.0027	U		< 0.0046	U		< 0.0046	U	
VMP-52	30	VMP-52-30-072622-DUP	7/26/2022	< 0.0049	U		< 0.0027	U		< 0.0046	U		< 0.0046	U	
VMP-52	30	VMP-52-30-110722	11/7/2022	< 0.0052	U		< 0.0029	U		< 0.0049	U		< 0.0049	U	
VMP-52	30	VMP-52-30-012423	1/24/2023	< 0.0046	U		< 0.0025	U		< 0.0043	U		< 0.0043	U	
VMP-53	5	VMP-53-5-042722	4/27/2022	0.0036	J		< 0.0027	U		< 0.0046	U		< 0.0046	U	
VMP-53	5	VMP-53-5-072222	7/22/2022	< 0.0051	U		< 0.0028	U		< 0.0048	U		< 0.0048	U	
VMP-53	5	VMP-53-5-111122	11/11/2022	< 0.0044	U		< 0.0024	U		< 0.0041	U		< 0.0041	U	
VMP-53	5	VMP-53-5-011823	1/18/2023	< 0.0048	U		< 0.0026	U		< 0.0045	U		< 0.0045	U	
VMP-53	10	VMP-53-10-042722	4/27/2022	< 0.0049	U		< 0.0027	U		< 0.0045	U		< 0.0045	U	
VMP-53	10	VMP-53-10-072222	7/22/2022	< 0.0053	U		< 0.0029	U		< 0.0050	U		< 0.0050	U	
VMP-53	10	VMP-53-10-111122	11/11/2022	0.0020	J		< 0.0028	U		< 0.0047	U		< 0.0047	U	
VMP-53	10	VMP-53-10-011823	1/18/2023	< 0.0050	U		< 0.0027	U		< 0.0046	U		< 0.0046	U	
VMP-53	20	VMP-53-20-042722	4/27/2022	< 0.0050	U		< 0.0027	U		< 0.0046	U		< 0.0046	U	
VMP-53	20	VMP-53-20-072222	7/22/2022	< 0.0052	U		< 0.0029	U		< 0.0049	U		< 0.0049	U	
VMP-53	20	VMP-53-20-111122	11/11/2022	< 0.0048	U		< 0.0026	U		< 0.0044	U		< 0.0044	U	
VMP-53	20	VMP-53-20-011823	1/18/2023	< 0.0046	U		< 0.0025	U		< 0.0043	U		< 0.0043	U	
VMP-53	30	VMP-53-30-042722	4/27/2022	< 0.0052	U		< 0.0029	U		< 0.0049	U		< 0.0049	U	
VMP-53	30	VMP-53-30-072222	7/22/2022	< 0.0055	U		< 0.0030	U		< 0.0051	U		< 0.0051	U	
VMP-53	30	VMP-53-30-111122	11/11/2022	< 0.0050	U		< 0.0027	U		< 0.0046	U		< 0.0046	U	
VMP-53	30	VMP-53-30-011823	1/18/2023	< 0.0048	U		< 0.0026	U		< 0.0045	U		< 0.0045	U	
VMP-54	5	VMP-54-5-042722	4/27/2022	0.0015	J		< 0.0026	U		< 0.0044	U		< 0.0044	U	
VMP-54	5	VMP-54-5-072222	7/22/2022	< 0.0050	U		< 0.0027	U		< 0.0046	U		< 0.0046	U	
VMP-54	5	VMP-54-5-110822	11/8/2022	< 0.0046	U		< 0.0025	U		< 0.0043	U		< 0.0043	U	
VMP-54	5	VMP-54-5-011823	1/18/2023	< 0.0048	U		< 0.0026	U		< 0.0045	U		< 0.0045	U	
VMP-54	10	VMP-54-10-042722	4/27/2022	0.0019	J		< 0.0028	U		< 0.0047	U		< 0.0047	U	
VMP-54	10	VMP-54-10-072222	7/22/2022	0.0044	J		< 0.0029	U		0.0022	J		< 0.0049	U	
VMP-54	10	VMP-54-10-110822	11/8/2022	< 0.0046	U		< 0.0025	U		< 0.0043	U		< 0.0043	U	
VMP-54	10	VMP-54-10-011823	1/18/2023	< 0.0045	U		< 0.0025	U		< 0.0042	U		< 0.0042	U	
VMP-54	20	VMP-54-20-042722	4/27/2022	< 0.0052	U		< 0.0028	U		< 0.0048	U		< 0.0048	U	
VMP-54	20	VMP-54-20-072222	7/22/2022	0.016			< 0.0027	U		< 0.0046	U		< 0.0046	U	
VMP-54	20	VMP-54-20-110822	11/8/2022	< 0.0048	U		< 0.0026	U		< 0.0044	U		< 0.0044	U	
VMP-54	20	VMP-54-20-011823	1/18/2023	< 0.0048	U		< 0.0026	U		< 0.0045	U		< 0.0045	U	
VMP-54	30	VMP-54-30-042722	4/27/2022	< 0.0050	U		< 0.0027	U		< 0.0047	U		< 0.0047	U	
VMP-54	30	VMP-54-30-072222	7/22/2022	< 0.0052	U		< 0.0028	U		< 0.0048	U		< 0.0048	U	
VMP-54	30	VMP-54-30-110822	11/8/2022	< 0.0048	U		< 0.0026	U		< 0.0045	U		< 0.0045	U	
VMP-54	30	VMP-54-30-110822-DUP	11/8/2022	< 0.0047	U		< 0.0026	U		< 0.0044	U		< 0.0044	U	
VMP-56	10	VMP-56-10-050422	5/4/2022	0.0014	J		< 0.0028	U		< 0.0047	U		< 0.0047	U	
VMP-56	10	VMP-56-10-080122	8/1/2022	0.013		J	< 0.0028	U		< 0.0048	U		< 0.0048	U	
VMP-56	10	VMP-56-10-080122-DUP	8/1/2022	< 0.0054	U	UJ	< 0.0030	U		< 0.0050	U		< 0.0050	U	
VMP-56	10	VMP-56-10-111022	11/10/2022	< 0.0049	U		< 0.0027	U		< 0.0046	U		< 0.0046	U	
VMP-56	10	VMP-56-10-012623	1/26/2023	0.055			< 0.0027	U		0.0054			< 0.0046	U	
VMP-56	25	VMP-56-25-050422	5/4/2022	< 0.0049	U		< 0.0027	U		0.0027	J		< 0.0046	U	
VMP-56	25	VMP-56-25-080122	8/1/2022	< 0.0050	U		< 0.0027	U		< 0.0046	U		< 0.0046	U	
VMP-56	25	VMP-56-25-111022	11/10/2022	< 0.0057	U		< 0.0031	U		< 0.0053	U		< 0.0053	U	
VMP-56	25	VMP-56-25-012623	1/26/2023	< 0.0051	U		< 0.0028	U		< 0.0047	U		< 0.0047	U	

SEE LAST PAGE OF TABLE FOR NOTES

TABLE 5
HISTORICAL SUMMARY OF SOIL VAPOR ANALYTICAL DETECTIONS AND SCREENING RESULTS: VILLAGE - VOCS

Location	Depth	Sample ID	Sample Date	2,2,4-Trimethylpentane			Vinyl Chloride			m,p-Xylene			o-Xylene		
							0.29			130			120		
				Result (mg/m3)	Lab Quals	AECOM Quals	Result (mg/m3)	Lab Quals	AECOM Quals	Result (mg/m3)	Lab Quals	AECOM Quals	Result (mg/m3)	Lab Quals	AECOM Quals
VMP-56	38.5	VMP-56-38.5-050422	5/4/2022	**3200**			< 14	U		**790**		J	**220**		
VMP-56	38.5	VMP-56-38.5-080122	8/1/2022	**6000**			< 7.3	U		**1600**			**500**		
VMP-56	38.5	VMP-56-38.5-111022	11/10/2022	**4800**			< 5.8	U		**1100**			**310**		
VMP-56	38.5	VMP-56-38.5-012623	1/26/2023	**4500**			< 10	U		**480**			**120**		
VMP-62	5	VMP-62-5-050522	5/5/2022	< 0.0051	U		< 0.0028	U		< 0.0047	U		< 0.0047	U	
VMP-62	5	VMP-62-5-080222	8/2/2022	< 0.0052	U		< 0.0028	U		**0.0015**	J		< 0.0048	U	
VMP-62	5	VMP-62-5-110822	11/8/2022	< 0.0049	U		< 0.0027	U		< 0.0045	U		< 0.0045	U	
VMP-62	5	VMP-62-5-011923	1/19/2023	< 0.0055	U		< 0.0030	U		< 0.0051	U		< 0.0051	U	
VMP-62	10	VMP-62-10-050522	5/5/2022	< 0.0049	U		< 0.0027	U		< 0.0046	U		< 0.0046	U	
VMP-62	10	VMP-62-10-080222	8/2/2022	< 0.0050	U		< 0.0027	U		< 0.0046	U		< 0.0046	U	
VMP-62	10	VMP-62-10-110822	11/8/2022	< 0.0047	U		< 0.0026	U		< 0.0044	U		< 0.0044	U	
VMP-62	10	VMP-62-10-011923	1/19/2023	< 0.0051	U		< 0.0028	U		< 0.0047	U		< 0.0047	U	
VMP-62	20	VMP-62-20-050522	5/5/2022	< 0.0050	U		< 0.0027	U		< 0.0046	U		< 0.0046	U	
VMP-62	20	VMP-62-20-080222	8/2/2022	< 0.0053	U		< 0.0029	U		< 0.0050	U		< 0.0050	U	
VMP-62	20	VMP-62-20-110822	11/8/2022	< 0.0046	U		< 0.0025	U		< 0.0043	U		< 0.0043	U	
VMP-62	20	VMP-62-20-011923	1/19/2023	**0.0020**	J		< 0.0026	U		< 0.0045	U		< 0.0045	U	
VMP-62	30	VMP-62-30-050522	5/5/2022	< 0.0048	U		< 0.0026	U		**0.0078**			**0.0040**	J	
VMP-62	30	VMP-62-30-080222	8/2/2022	< 0.0051	U		< 0.0028	U		< 0.0047	U		< 0.0047	U	
VMP-62	30	VMP-62-30-110822	11/8/2022	< 0.0052	U		< 0.0029	U		< 0.0049	U		< 0.0049	U	
VMP-62	30	VMP-62-30-011923	1/19/2023	< 0.0048	U		< 0.0026	U		< 0.0045	U		< 0.0045	U	
VMP-63	5	VMP-63-5-050222	5/2/2022	< 0.0050	U		< 0.0027	U		< 0.0046	U		< 0.0046	U	
VMP-63	5	VMP-63-5-072922	7/29/2022	< 0.0053	U		< 0.0029	U		< 0.0050	U		< 0.0050	U	
VMP-63	5	VMP-63-5-110722	11/7/2022	< 0.0046	U		< 0.0025	U		**0.0027**	J		**0.00085**	J	
VMP-63	5	VMP-63-5-012023	1/20/2023	< 0.0043	J	U	< 0.0023	U		< 0.0040	U		< 0.0040	U	
VMP-63	10	VMP-63-10-050222	5/2/2022	< 0.0050	U		< 0.0027	U		< 0.0047	U		< 0.0047	U	
VMP-63	10	VMP-63-10-072922	7/29/2022	< 0.0047	U		< 0.0026	U		< 0.0044	U		< 0.0044	U	
VMP-63	10	VMP-63-10-110722	11/7/2022	< 0.0046	U		< 0.0025	U		< 0.0042	U		< 0.0042	U	
VMP-63	10	VMP-63-10-012023	1/20/2023	< 0.0047	U		< 0.0026	U		< 0.0044	U		< 0.0044	U	
VMP-63	20	VMP-63-20-050222	5/2/2022	< 0.0050	U		< 0.0027	U		< 0.0047	U		< 0.0047	U	
VMP-63	20	VMP-63-20-072922	7/29/2022	< 0.0048	U		< 0.0026	U		**0.0017**	J		< 0.0045	U	
VMP-63	20	VMP-63-20-110722	11/7/2022	< 0.0048	U		< 0.0026	U		< 0.0045	U		< 0.0045	U	
VMP-63	20	VMP-63-20-012023	1/20/2023	**0.0035**	J		< 0.0026	U		< 0.0043	U		< 0.0043	U	
VMP-63	30	VMP-63-30-050222	5/2/2022	< 0.0048	U		< 0.0026	U		< 0.0045	U		< 0.0045	U	
VMP-63	30	VMP-63-30-072922	7/29/2022	< 0.0048	U		< 0.0026	U		< 0.0045	U		< 0.0045	U	
VMP-63	30	VMP-63-30-110722	11/7/2022	< 0.0045	U		< 0.0024	U		< 0.0042	U		< 0.0042	U	
VMP-63	30	VMP-63-30-110722-DUP	11/7/2022	< 0.0045	U		< 0.0025	U		< 0.0042	U		< 0.0042	U	
VMP-63	30	VMP-63-30-012023	1/20/2023	< 0.0046	U		< 0.0025	U		< 0.0043	U		< 0.0043	U	
VMP-64	5	VMP-64-5-050522	5/5/2022	< 0.0048	U		< 0.0026	U		**0.0027**	J		**0.0016**	J	
VMP-64	5	VMP-64-5-080122	8/1/2022	**0.0068**			< 0.0029	U		< 0.0049	U		< 0.0049	U	
VMP-64	5	VMP-64-5-110422	11/4/2022	< 0.0059	U		< 0.0032	U		< 0.0055	U		< 0.0055	U	
VMP-64	5	VMP-64-5-011923	1/19/2023	**0.0025**	J		< 0.0027	U		< 0.0046	U		< 0.0046	U	
VMP-64	10	VMP-64-10-050522	5/5/2022	< 0.0050	U		< 0.0027	U		< 0.0046	U		< 0.0046	U	
VMP-64	10	VMP-64-10-080122	8/1/2022	< 0.0052	U		< 0.0028	U		< 0.0048	U		< 0.0048	U	
VMP-64	10	VMP-64-10-110422	11/4/2022	**0.0039**	J		< 0.0028	U		**0.013**			**0.0048**		
VMP-64	10	VMP-64-10-011923	1/19/2023	< 0.0048	U		< 0.0026	U		< 0.0045	U		< 0.0045	U	
VMP-64	20	VMP-64-20-050522	5/5/2022	< 0.0049	U		< 0.0027	U		< 0.0046	U		< 0.0046	U	
VMP-64	20	VMP-64-20-050522-DUP	5/5/2022	< 0.0050	U		< 0.0027	U		< 0.0046	U		< 0.0046	U	
VMP-64	20	VMP-64-20-080122	8/1/2022	< 0.0052	U		< 0.0029	U		< 0.0049	U		< 0.0049	U	
VMP-64	20	VMP-64-20-080122-DUP	8/1/2022	< 0.0052	U		< 0.0028	U		< 0.0048	U		< 0.0048	U	
VMP-64	20	VMP-64-20-110422	11/4/2022	**0.057**			< 0.0028	U		**0.025**			**0.0075**		
VMP-64	20	VMP-64-20-011923	1/19/2023	< 0.0050	U		< 0.0027	U		< 0.0047	U		< 0.0047	U	

Notes:

Analytes shown were detected in at least one location on Table 5 or Table 6 during the current quarter or previous 3 quarters.

Bold results are detections above the reporting limit (RL), or estimated detections between the method detection limit (MDL) and RL.

Yellow highlighted cells indicate detections that exceed residential screening criteria.

Concentrations of chloroform at VMP-54 have increased since the summer of 2020, which coincided with the installation of a pool in the residents' backyard immediately northeast of VMP-54. Increased concentrations of chloroform were not observed at monitoring wells MW-3 or MW-4, which are to the west and east, respectively, of VMP-54. Chloroform is a common disinfectant byproduct in municipal water, and can be present in higher concentrations in chlorinated pool water.

Lab Qualifiers

J = Estimated value; results between the MDL and RL
U = Compound analyzed for but not detected above the RL
CN = Indicates potential high bias due to use of Tedlar© for off-line dilution
ND,UJ = Non-detected compound associated with low bias in the continuing calibration verification (CCV)
J0 = Estimated value due to bias in the CCV

AECOM Qualifiers

J = Estimated detection
UJ = Estimated non-detect
U = Non-detect due to blank contamination

TABLE 6
HISTORICAL SUMMARY OF SOIL VAPOR ANALYTICAL DETECTIONS AND SCREENING RESULTS: PUBLIC WORKS YARD AND WRR - VOCS

Location	Depth	Sample ID	Sample Date	Benzene			Bromodichloromethane			1,3-Butadiene			Butane			Carbon Tetrachloride			Chlorobenzene			Chloroform			Chloromethane		
				2.8			450000									1.5			420			0.92					
				Result (mg/m3)	Lab Quals	AECOM Quals	Result (mg/m3)	Lab Quals	AECOM Quals	Result (mg/m3)	Lab Quals	AECOM Quals	Result (mg/m3)	Lab Quals	AECOM Quals	Result (mg/m3)	Lab Quals	AECOM Quals	Result (mg/m3)	Lab Quals	AECOM Quals	Result (mg/m3)	Lab Quals	AECOM Quals	Result (mg/m3)	Lab Quals	AECOM Quals
VMP-10	5	VMP-10-5-042922	4/29/2022	< 0.0034	U		< 0.0071	U		< 0.0023	U		< 0.01	U		< 0.0067	U		< 0.0049	U		< 0.0052	U		< 0.022	U	
VMP-10	5	VMP-10-5-072722	7/27/2022	< 0.0036	U		< 0.0075	U		< 0.0025	U		< 0.011	U	UJ	< 0.0071	U		< 0.0052	U		< 0.0055	U		< 0.023	U	
VMP-10	5	VMP-10-5-110922	11/9/2022	< 0.0040	U		< 0.0083	U		< 0.0027	U		< 0.012	U		< 0.0078	U		< 0.0057	U		< 0.0060	U		< 0.026	U	
VMP-10	5	VMP-10-5-110922-DUP	11/9/2022	< 0.0035	U		< 0.0073	U		< 0.0024	U		< 0.01	U		< 0.0068	U		< 0.0050	U		< 0.0053	U		< 0.022	U	
VMP-10	5	VMP-10-5-011923	1/19/2023	< 0.0033	U		< 0.0069	U		< 0.0023	U		< 0.0098	U		< 0.0065	U		< 0.0047	U		< 0.0050	U		< 0.021	U	
VMP-10	10	VMP-10-10-042922	4/29/2022	< 0.0034	U		< 0.0072	U		< 0.0024	U		< 0.01	U		< 0.0068	U		< 0.0050	U		< 0.0053	U		< 0.022	U	
VMP-10	10	VMP-10-10-072722	7/27/2022	< 0.0036	U		< 0.0076	U		< 0.0025	U		< 0.011	U	UJ	< 0.0071	U		0.0022	J		< 0.0055	U		< 0.023	U	
VMP-10	10	VMP-10-10-110922	11/9/2022	< 0.0037	U		< 0.0077	U		< 0.0025	U		< 0.011	U		< 0.0072	U		< 0.0053	U		< 0.0056	U		< 0.024	U	
VMP-10	10	VMP-10-10-011923	1/19/2023	< 0.0032	U		< 0.0066	U		< 0.0022	U		< 0.0094	U		< 0.0062	U		< 0.0046	U		< 0.0048	U		< 0.02	U	
VMP-10	20	VMP-10-20-042922	4/29/2022	< 0.0033	U		< 0.0070	U		< 0.0023	U		< 0.0099	U		< 0.0065	U		< 0.0048	U		< 0.0051	U		< 0.021	U	
VMP-10	20	VMP-10-20-072722	7/27/2022	< 0.0036	U		< 0.0075	U		< 0.0025	U		< 0.011	U	UJ	< 0.0071	U		< 0.0052	U		< 0.0055	U		< 0.023	U	
VMP-10	20	VMP-10-20-110922	11/9/2022	0.00097	J		< 0.0080	U		< 0.0026	U		< 0.011	U		< 0.0075	U		< 0.0055	U		< 0.0058	U		< 0.024	U	
VMP-10	20	VMP-10-20-011923	1/19/2023	< 0.0032	U		< 0.0066	U		< 0.0022	U		< 0.0094	U		< 0.0062	U		< 0.0046	U		< 0.0048	U		< 0.02	U	
VMP-10	30	VMP-10-30-042922	4/29/2022	< 0.0033	U		< 0.0070	U		< 0.0023	U		< 0.0099	U		< 0.0066	U		< 0.0048	U		< 0.0051	U		< 0.022	U	
VMP-10	30	VMP-10-30-072722	7/27/2022	< 0.0035	U		< 0.0074	U		< 0.0024	U		< 0.01	U		< 0.0069	U		< 0.0051	U		< 0.0054	U		< 0.023	U	
VMP-10	30	VMP-10-30-110922	11/9/2022	< 0.0037	U		< 0.0077	U		< 0.0026	U		< 0.011	U		< 0.0073	U		< 0.0053	U		< 0.0056	U		< 0.024	U	
VMP-10	30	VMP-10-30-011923	1/19/2023	< 0.0034	U		< 0.0072	U		< 0.0024	U		< 0.01	U		< 0.0067	U		< 0.0049	U		< 0.0052	U		< 0.022	U	
VMP-11	5	VMP-11-5-050422	5/4/2022	0.0064			< 0.0069	U		< 0.0023	U		< 0.0098	U		< 0.0065	U		< 0.0048	U		< 0.0050	U		< 0.021	U	
VMP-11	5	VMP-11-5-072822	7/28/2022	< 0.0038	U		< 0.0079	U		< 0.0026	U		< 0.011	U		< 0.0074	U		< 0.0054	U		< 0.0058	U		< 0.024	U	
VMP-11	5	VMP-11-5-111122	11/11/2022	< 0.0034	U		< 0.0072	U		< 0.0024	U		< 0.01	U		< 0.0067	U		< 0.0049	U		< 0.0052	U		< 0.022	U	
VMP-11	5	VMP-11-5-011823	1/18/2023	< 0.0032	U		< 0.0068	U		< 0.0022	U		< 0.0096	U		< 0.0064	U		< 0.0046	U		< 0.0049	U		< 0.021	U	
VMP-11	8	VMP-11-8-050422	5/4/2022	< 0.0034	U		< 0.0071	U		< 0.0023	U		< 0.01	U		< 0.0067	U		< 0.0049	U		< 0.0052	U		< 0.022	U	
VMP-11	8	VMP-11-8-072822	7/28/2022	< 0.0034	U		< 0.0072	U		< 0.0024	U		< 0.01	U		< 0.0068	U		< 0.0050	U		< 0.0053	U		< 0.022	U	
VMP-11	8	VMP-11-8-111122	11/11/2022	< 0.0033	U		< 0.0070	U		< 0.0023	U		< 0.0099	U		< 0.0065	U		< 0.0048	U		< 0.0051	U		< 0.021	U	
VMP-11	8	VMP-11-8-011823	1/18/2023	< 0.0032	U		< 0.0068	U		< 0.0022	U		< 0.0096	U		< 0.0064	U		< 0.0046	U		< 0.0049	U		< 0.021	U	
VMP-11	29	VMP-11-29-050422	5/4/2022	< 0.0033	U		< 0.0069	U		< 0.0023	U		< 0.0098	U		< 0.0065	U		< 0.0048	U		< 0.0050	U		< 0.021	U	
VMP-11	29	VMP-11-29-072822	7/28/2022	0.0012	J		< 0.0072	U		< 0.0024	U		< 0.01	U		< 0.0067	U		< 0.0049	U		< 0.0052	U		< 0.022	U	
VMP-11	29	VMP-11-29-111122	11/11/2022	< 0.0032	U		< 0.0067	U		< 0.0022	U		< 0.0096	U		< 0.0063	U		< 0.0046	U		0.00083	J		< 0.021	U	
VMP-11	29	VMP-11-29-011823	1/18/2023	< 0.0034	U		< 0.0070	U		< 0.0023	U		< 0.01	U		< 0.0066	U		< 0.0048	U		0.0018	J		< 0.022	U	
VMP-11	38	VMP-11-38-050422	5/4/2022	0.0014	J		< 0.0070	U		< 0.0023	U		< 0.01	U		< 0.0066	U		< 0.0048	U		< 0.0051	U		< 0.022	U	
VMP-11	38	VMP-11-38-072822	7/28/2022	< 0.0037	U		< 0.0078	U		< 0.0026	U		< 0.011	U		< 0.0073	U		< 0.0054	U		< 0.0057	U		< 0.024	U	
VMP-11	38	VMP-11-38-111122	11/11/2022	< 0.0034	U		< 0.0070	U		< 0.0023	U		< 0.01	U		< 0.0066	U		< 0.0048	U		< 0.0051	U		< 0.022	U	
VMP-11	38	VMP-11-38-011823	1/18/2023	< 0.0031	U		< 0.0065	U		< 0.0021	U		< 0.0092	U		< 0.0061	U		< 0.0045	U		< 0.0047	U		< 0.02	U	
VMP-11	38	VMP-11-38-011823-DUP	1/18/2023	< 0.0032	U		< 0.0068	U		< 0.0022	U		< 0.0096	U		< 0.0064	U		< 0.0046	U		< 0.0049	U		< 0.021	U	
VMP-12	5	VMP-12-5-050422	5/4/2022	< 0.0034	U		< 0.0071	U		< 0.0023	U		< 0.01	U		< 0.0067	U		< 0.0049	U		< 0.0052	U		< 0.022	U	
VMP-12	5	VMP-12-5-050422-DUP	5/4/2022	< 0.0034	U		< 0.0071	U		< 0.0023	U		< 0.01	U		< 0.0066	U		< 0.0048	U		< 0.0052	U		< 0.022	U	
VMP-12	5	VMP-12-5-080122	8/1/2022	0.0014	J		< 0.0076	U		< 0.0025	U		< 0.011	U		< 0.0072	U		< 0.0052	U		0.0030	J		< 0.024	U	
VMP-12	5	VMP-12-5-080122-DUP	8/1/2022	< 0.0035	U		< 0.0073	U		< 0.0024	U		< 0.01	U		< 0.0069	U		< 0.0050	U		0.0030	J		< 0.023	U	
VMP-12	5	VMP-12-5-111022	11/10/2022	< 0.0034	U		< 0.0072	U		< 0.0024	U		< 0.01	U		< 0.0067	U		< 0.0049	U		< 0.0052	U		< 0.022	U	
VMP-12	5	VMP-12-5-012623	1/26/2023	< 0.0032	U		< 0.0068	U		< 0.0022	U		< 0.0096	U		< 0.0064	U		< 0.0046	U		< 0.0049	U		< 0.021	U	
VMP-12	11.5	VMP-12-11.5-050422	5/4/2022	< 0.0034	U		< 0.0072	U		< 0.0024	U		< 0.01	U		< 0.0067	U		< 0.0049	U		< 0.0052	U		< 0.022	U	
VMP-12	11.5	VMP-12-11.5-080122	8/1/2022	0.0016	J		< 0.0077	U		< 0.0025	U		< 0.011	U		< 0.0072	U		< 0.0053	U		< 0.0056	U		< 0.024	U	
VMP-12	11.5	VMP-12-11.5-111022	11/10/2022	0.0013	J		< 0.0076	U		< 0.0025	U		< 0.011	U		< 0.0071	U		< 0.0052	U		0.0013	J		< 0.023	U	
VMP-12	11.5	VMP-12-11.5-012623	1/26/2023	< 0.0034	U		< 0.0071	U		< 0.0023	U		< 0.01	U		< 0.0067	U		< 0.0049	U		< 0.0052	U		< 0.022	U	
VMP-12	25	VMP-12-25-050422	5/4/2022	7			< 6.6	U		< 2.2	U		180			< 6.2	U		< 4.5	U		< 4.8	U		< 20	U	
VMP-12	25	VMP-12-25-080122	8/1/2022	22			< 3.8	U		< 1.2	U		930			< 3.6	U		0.59	J		< 2.8	U		< 4.7	U	
VMP-12	25	VMP-12-25-111022	11/10/2022	24			< 3.6	U		< 1.2	U		1100			< 3.4	U		< 2.5	U		< 2.6	U		< 4.5	U	
VMP-12	25	VMP-12-25-012623	1/26/2023	4.6			< 1.7	U		< 0.56	U		470			< 1.6	U		< 1.2	U		< 1.2	U		< 2.1	U	
VMP-12	39	VMP-12-39-050422	5/4/2022	130			< 18	U		< 5.9	U		1200			< 17	U		< 12	U		< 13	U		< 55	U	
VMP-12	39	VMP-12-39-080122	8/1/2022	130			< 7.8	U		< 2.6	U		2300			< 7.4	U		< 5.4	U		< 5.7	U		< 9.7	U	
VMP-12	39	VMP-12-39-111022	11/10/2022	15			< 15	U		< 4.8	U		3100			< 14	U		< 10	U		< 11	U		< 18	U	
VMP-12	39	VMP-12-39-012623	1/26/2023	1.6	J		< 7.1	U		< 2.3	U		1400			< 6.6	U		< 4.8	U		< 5.2	U		< 8.7	U	
VMP-13	5	VMP-13-5-042922	4/29/2022	< 0.0034	U		< 0.0072	U		< 0.0024	U		< 0.01	U		< 0.0067	U		< 0.0049	U		< 0.0052	U		< 0.022	U	
VMP-13	5	VMP-13-5-072722	7/27/2022	< 0.0035	U		< 0.0073	U		< 0.0024	U		< 0.01	U	UJ	< 0.0068	U		< 0.0050	U		0.0023	J		< 0.022	U	
VMP-13	5	VMP-13-5-110922	11/9/2022	0.0020	J		< 0.0076	U		< 0.0025	U		< 0.011	U		< 0.0072	U		< 0.0052	U		< 0.0056	U		< 0.024	U	
VMP-13	5	VMP-13-5-011923	1/19/2023	< 0.0033	U		< 0.0069	U		< 0.0023	U		< 0.0098	U		< 0.0065	U		< 0.0047	U		< 0.0050	U		< 0.021	U	

TABLE 6
HISTORICAL SUMMARY OF SOIL VAPOR ANALYTICAL DETECTIONS AND SCREENING RESULTS: PUBLIC WORKS YARD AND WRR - VOCS

Location	Depth	Sample ID	Sample Date	Benzene			Bromodichloromethane			1,3-Butadiene			Butane			Carbon Tetrachloride			Chlorobenzene			Chloroform			Chloromethane		
				2.8			450000									1.5			420			0.92					
				Result (mg/m3)	Lab Quals	AECOM Quals	Result (mg/m3)	Lab Quals	AECOM Quals	Result (mg/m3)	Lab Quals	AECOM Quals	Result (mg/m3)	Lab Quals	AECOM Quals	Result (mg/m3)	Lab Quals	AECOM Quals	Result (mg/m3)	Lab Quals	AECOM Quals	Result (mg/m3)	Lab Quals	AECOM Quals	Result (mg/m3)	Lab Quals	AECOM Quals
VMP-13	10.5	VMP-13-10.5-042922	4/29/2022	< 0.0034	U		< 0.0071	U		< 0.0023	U		< 0.01	U		< 0.0067	U		< 0.0049	U		< 0.0052	U		< 0.022	U	
VMP-13	10.5	VMP-13-10.5-072722	7/27/2022	< 0.0034	U		< 0.0071	U		< 0.0024	U		< 0.01	U	UJ	< 0.0067	U		< 0.0049	U		< 0.0052	U		< 0.022	U	
VMP-13	10.5	VMP-13-10.5-110922	11/9/2022	< 0.0035	U		< 0.0073	U		< 0.0024	U		< 0.01	U		< 0.0069	U		< 0.0050	U		< 0.0053	U		< 0.023	U	
VMP-13	10.5	VMP-13-10.5-011923	1/19/2023	< 0.0033	U		< 0.0069	U		< 0.0023	U		< 0.0098	U		< 0.0065	U		< 0.0047	U		< 0.0050	U		< 0.021	U	
VMP-13	21.5	VMP-13-21.5-042922	4/29/2022	< 0.0034	U		< 0.0071	U		< 0.0024	U		< 0.01	U		< 0.0067	U		< 0.0049	U		< 0.0052	U		< 0.022	U	
VMP-13	21.5	VMP-13-21.5-072722	7/27/2022	0.0016	J		< 0.0073	U		< 0.0024	U		< 0.01	U	UJ	< 0.0069	U		< 0.0050	U		< 0.0053	U		< 0.023	U	
VMP-13	21.5	VMP-13-21.5-110922	11/9/2022	< 0.0036	U		< 0.0076	U		< 0.0025	U		< 0.011	U		< 0.0071	U		< 0.0052	U		< 0.0055	U		< 0.023	U	
VMP-13	21.5	VMP-13-21.5-011923	1/19/2023	< 0.0034	U		< 0.0070	U		< 0.0023	U		< 0.01	U		< 0.0066	U		< 0.0048	U		< 0.0051	U		< 0.022	U	
VMP-13	29.5	VMP-13-29.5-050222	5/2/2022	< 0.0035	U		< 0.0073	U		< 0.0024	U		< 0.01	U		< 0.0068	U		< 0.0050	U		< 0.0053	U		< 0.022	U	
VMP-13	29.5	VMP-13-29.5-110922	11/9/2022	< 0.0037	U		< 0.0077	U		< 0.0025	U		< 0.011	U		< 0.0072	U		< 0.0053	U		0.0012	J		< 0.024	U	
VMP-13	29.5	VMP-13-29.5-011923	1/19/2023	< 0.0032	U		< 0.0068	U		< 0.0022	U		< 0.0096	U		< 0.0064	U		< 0.0046	U		< 0.0049	U		< 0.021	U	
VMP-14	5	VMP-14-5-050322	5/3/2022	0.0013	J		< 0.0076	U		< 0.0025	U		< 0.011	U		< 0.0071	U		< 0.0052	U		< 0.0055	U		< 0.023	U	
VMP-14	5	VMP-14-5-072722	7/27/2022	< 0.0033	U		< 0.0069	U		< 0.0023	U		< 0.0098	U	UJ	< 0.0065	U		< 0.0047	U		< 0.0050	U		< 0.021	U	
VMP-14	5	VMP-14-5-110922	11/9/2022	< 0.0036	U		< 0.0075	U		< 0.0025	U		< 0.011	U		< 0.0070	U		< 0.0052	U		< 0.0055	U		< 0.023	U	
VMP-14	5	VMP-14-5-011923	1/19/2023	< 0.0030	U		< 0.0064	U		< 0.0021	U		< 0.0091	U		< 0.0060	U		< 0.0044	U		< 0.0047	U		< 0.02	U	
VMP-14	11.5	VMP-14-11.5-050322	5/3/2022	< 0.0035	U		< 0.0074	U		< 0.0024	U		< 0.01	U		< 0.0070	U		< 0.0051	U		< 0.0054	U		< 0.023	U	
VMP-14	11.5	VMP-14-11.5-072722	7/27/2022	< 0.0033	U		< 0.0069	U		< 0.0023	U		< 0.0098	U	UJ	< 0.0065	U		< 0.0047	U		< 0.0050	U		< 0.021	U	
VMP-14	11.5	VMP-14-11.5-072722-DUP	7/27/2022	< 0.0032	U		< 0.0068	U		< 0.0022	U		< 0.0097	U	UJ	< 0.0064	U		< 0.0047	U		< 0.0050	U		< 0.021	U	
VMP-14	11.5	VMP-14-11.5-110922	11/9/2022	< 0.0035	U		< 0.0074	U		< 0.0024	U		< 0.01	U		< 0.0069	U		< 0.0051	U		< 0.0054	U		< 0.023	U	
VMP-14	11.5	VMP-14-11.5-110922-DUP	11/9/2022	< 0.0034	U		< 0.0072	U		< 0.0024	U		< 0.01	U		< 0.0067	U		< 0.0049	U		< 0.0052	U		< 0.022	U	
VMP-14	11.5	VMP-14-11.5-011923	1/19/2023	< 0.0031	U		< 0.0064	U		< 0.0021	U		< 0.0091	U		< 0.0060	U		< 0.0044	U		< 0.0047	U		< 0.02	U	
VMP-14	20	VMP-14-20-050322	5/3/2022	< 0.0036	U		< 0.0075	U		< 0.0025	U		< 0.011	U		< 0.0070	U		< 0.0051	U		< 0.0054	U		< 0.023	U	
VMP-14	20	VMP-14-20-050322-DUP	5/3/2022	< 0.0034	U		< 0.0072	U		< 0.0024	U		< 0.01	U		< 0.0068	U		< 0.0049	U		< 0.0052	U		< 0.022	U	
VMP-14	20	VMP-14-20-072722	7/27/2022	< 0.0036	U		< 0.0076	U		< 0.0025	U		< 0.011	U	UJ	< 0.0071	U		< 0.0052	U		< 0.0055	U		< 0.023	U	
VMP-14	20	VMP-14-20-110922	11/9/2022	< 0.0034	U		< 0.0071	U		< 0.0024	U		< 0.01	U		< 0.0067	U		< 0.0049	U		< 0.0052	U		< 0.022	U	
VMP-14	20	VMP-14-20-011923	1/19/2023	< 0.0032	U		< 0.0066	U		< 0.0022	U		< 0.0094	U		< 0.0062	U		< 0.0046	U		< 0.0048	U		< 0.02	U	
VMP-14	20	VMP-14-20-011923-DUP	1/19/2023	< 0.0032	U		< 0.0068	U		< 0.0022	U		< 0.0096	U		< 0.0064	U		< 0.0046	U		< 0.0049	U		< 0.021	U	
VMP-14	29	VMP-14-29-050322	5/3/2022	< 0.0040	U		< 0.0085	U		< 0.0028	U		< 0.012	U		< 0.0080	U		< 0.0058	U		< 0.0062	U		< 0.026	U	
VMP-14	29	VMP-14-29-072722	7/27/2022	< 0.0036	U		< 0.0077	U		< 0.0025	U		< 0.011	U	UJ	< 0.0072	U		< 0.0053	U		< 0.0056	U		< 0.024	U	
VMP-14	29	VMP-14-29-110922	11/9/2022	< 0.0037	U		< 0.0078	U		< 0.0026	U		< 0.011	U		< 0.0073	U		< 0.0054	U		< 0.0057	U		< 0.024	U	
VMP-14	29	VMP-14-29-011923	1/19/2023	< 0.0032	U		< 0.0068	U		< 0.0022	U		< 0.0096	U		< 0.0064	U		< 0.0047	U		< 0.0050	U		< 0.021	U	
VMP-15	5	VMP-15-5-050322	5/3/2022	< 0.0037	U		< 0.0077	U		< 0.0025	U		< 0.011	U		< 0.0072	U		< 0.0053	U		0.0097			0.014	J	
VMP-15	5	VMP-15-5-072822	7/28/2022	< 0.0034	U		< 0.0072	U		< 0.0024	U		< 0.01	U		< 0.0068	U		< 0.0050	U		< 0.0053	U		< 0.022	U	
VMP-15	5	VMP-15-5-110922	11/9/2022	< 0.0034	U		< 0.0072	U		< 0.0024	U		< 0.01	U		< 0.0067	U		< 0.0049	U		0.0012	J		< 0.022	U	
VMP-15	5	VMP-15-5-012423	1/24/2023	< 0.0032	U		< 0.0068	U		< 0.0022	U		< 0.0096	U		< 0.0064	U		< 0.0046	U		0.0015	J		< 0.021	U	
VMP-15	21.5	VMP-15-21.5-050322	5/3/2022	< 0.0034	U		< 0.0071	U		< 0.0024	U		< 0.01	U		< 0.0067	U		< 0.0049	U		0.0034	J		< 0.022	U	
VMP-15	21.5	VMP-15-21.5-072822	7/28/2022	< 0.0036	U		< 0.0076	U		< 0.0025	U		< 0.011	U		< 0.0071	U		< 0.0052	U		< 0.0055	U		< 0.023	U	
VMP-15	21.5	VMP-15-21.5-072822-DUP	7/28/2022	< 0.0035	U		< 0.0074	U		< 0.0024	U		< 0.01	U		< 0.0069	U		< 0.0051	U		< 0.0054	U		< 0.023	U	
VMP-15	21.5	VMP-15-21.5-110922	11/9/2022	< 0.0036	U		< 0.0075	U		< 0.0025	U		< 0.011	U		< 0.0071	U		< 0.0052	U		0.0037	J		< 0.023	U	
VMP-15	21.5	VMP-15-21.5-012423	1/24/2023	< 0.0032	U		< 0.0068	U		< 0.0022	U		< 0.0096	U		< 0.0064	U		< 0.0046	U		0.0020	J		< 0.021	U	
VMP-15	25.5	VMP-15-25.5-050322	5/3/2022	0.0016	J		< 0.0070	U		< 0.0023	U		0.01			< 0.0066	U		< 0.0048	U		< 0.0051	U		< 0.022	U	
VMP-15	25.5	VMP-15-25.5-072822	7/28/2022	< 0.0036	U		< 0.0076	U		< 0.0025	U		0.045			< 0.0071	U		< 0.0052	U		< 0.0055	U		< 0.023	U	
VMP-15	25.5	VMP-15-25.5-110922	11/9/2022	< 0.0034	U		< 0.0072	U		< 0.0024	U		< 0.01	U		< 0.0068	U		< 0.0050	U		0.012			< 0.022	U	
VMP-15	25.5	VMP-15-25.5-012423	1/24/2023	< 0.0033	U		< 0.0069	U		< 0.0023	U		< 0.0098	U		< 0.0065	U		< 0.0047	U		0.016			< 0.021	U	
VMP-15	29	VMP-15-29-050322	5/3/2022	< 0.0033	U		< 0.0069	U		< 0.0023	U		< 0.0098	U		< 0.0065	U		< 0.0048	U		0.026			< 0.021	U	
VMP-15	29	VMP-15-29-110922	11/9/2022	0.00077	J		0.0011	J		< 0.0023	U		< 0.0098	U		< 0.0065	U		< 0.0048	U		0.03			< 0.021	U	
VMP-15	29	VMP-15-29-012423	1/24/2023	< 0.0034	U		0.0019	J		< 0.0023	U		< 0.01	U		< 0.0066	U		< 0.0048	U		0.036			< 0.022	U	
VMP-16	5	VMP-16-5-050422	5/4/2022	< 0.0033	U		< 0.0069	U		< 0.0023	U		< 0.0098	U		< 0.0065	U		< 0.0047	U		< 0.0050	U		< 0.021	U	
VMP-16	5	VMP-16-5-080122	8/1/2022	< 0.0034	U		< 0.0072	U		< 0.0024	U		< 0.01	U		< 0.0067	U		< 0.0049	U		0.0069			< 0.022	U	
VMP-16	5	VMP-16-5-111022	11/10/2022	0.00086	J		< 0.0070	U		< 0.0023	U		< 0.0099	U		< 0.0065	U		< 0.0048	U		0.0014	J		< 0.021	U	
VMP-16	5	VMP-16-5-012623	1/26/2023	< 0.0030	U		< 0.0063	U		< 0.0021	U		< 0.0089	U		< 0.0059	U		< 0.0043	U		< 0.0046	U		< 0.019	U	
VMP-16	13.5	VMP-16-13.5-050422	5/4/2022	13			< 5.5	U		< 1.8	U		63			< 5.2	U		< 3.8	U		< 4	U		< 17	U	
VMP-16	13.5	VMP-16-13.5-080122	8/1/2022	130			< 3.8	U		< 1.2	U		380			< 3.6	U		< 2.6	U		< 2.8	U		< 4.7	U	
VMP-16	13.5	VMP-16-13.5-111022	11/10/2022	72			< 3.6	U		< 1.2	U		220			< 3.3	U		< 2.4	U		< 2.6	U		< 4.4	U	
VMP-16	13.5	VMP-16-13.5-012623	1/26/2023	14			< 6.5	U		< 2.2	U		390			< 6.1	U		< 4.5	U		< 4.8	U		< 8	U	

TABLE 6
HISTORICAL SUMMARY OF SOIL VAPOR ANALYTICAL DETECTIONS AND SCREENING RESULTS: PUBLIC WORKS YARD AND WRR - VOCS

Location	Depth	Sample ID	Sample Date	Benzene			Bromodichloromethane			1,3-Butadiene			Butane			Carbon Tetrachloride			Chlorobenzene			Chloroform			Chloromethane		
				2.8			450000									1.5			420			0.92					
				Result (mg/m3)	Lab Quals	AECOM Quals	Result (mg/m3)	Lab Quals	AECOM Quals	Result (mg/m3)	Lab Quals	AECOM Quals	Result (mg/m3)	Lab Quals	AECOM Quals	Result (mg/m3)	Lab Quals	AECOM Quals	Result (mg/m3)	Lab Quals	AECOM Quals	Result (mg/m3)	Lab Quals	AECOM Quals	Result (mg/m3)	Lab Quals	AECOM Quals
VMP-16	19	VMP-16-19-050422	5/4/2022	87			< 14	U		< 4.7	U		190			< 13	U		< 9.9	U		< 10	U		< 44	U	
VMP-16	19	VMP-16-19-080122	8/1/2022	140			< 5	U		< 1.7	U		280			< 4.8	U		< 3.5	U		< 3.7	U		< 6.2	U	
VMP-16	19	VMP-16-19-111022	11/10/2022	130			< 3.6	U		< 1.2	U		260			< 3.4	U		< 2.5	U		< 2.6	U		< 4.5	U	
VMP-16	19	VMP-16-19-012623	1/26/2023	78			< 7	U		< 2.3	U		420			< 6.5	U		< 4.8	U		< 5.1	U		< 8.6	U	
VMP-16	31	VMP-16-31-050422	5/4/2022	480			< 18	U		< 6	U		260			< 17	U		< 12	U		< 13	U		< 56	U	
VMP-16	31	VMP-16-31-080122	8/1/2022	490			< 7.3	U		< 2.4	U		300			< 6.8	U		< 5	U		< 5.3	U		< 9	U	
VMP-16	31	VMP-16-31-111022	11/10/2022	410			< 3.5	U		< 1.2	U		260			< 3.3	U		< 2.4	U		< 2.6	U		< 4.3	U	
VMP-16	31	VMP-16-31-012623	1/26/2023	370			< 12	U		< 4.1	U		420			< 12	U		< 8.6	U		< 9.1	U		< 15	U	
VMP-17	5	VMP-17-5-042722	4/27/2022	< 0.0035	U		< 0.0073	U		< 0.0024	U		< 0.01	U		< 0.0069	U		< 0.0050	U		< 0.0053	U		< 0.023	U	
VMP-17	5	VMP-17-5-072522	7/25/2022	< 0.0036	U		< 0.0076	U		< 0.0025	U		< 0.011	U	UJ	< 0.0071	U		< 0.0052	U		< 0.0055	U		< 0.023	U	
VMP-17	5	VMP-17-5-111022	11/10/2022	< 0.0036	U		< 0.0075	U		< 0.0025	U		< 0.011	U		< 0.0070	U		< 0.0052	U		< 0.0055	U		< 0.023	U	
VMP-17	5	VMP-17-5-111022-DUP	11/10/2022	< 0.0034	U		< 0.0071	U		< 0.0024	U		< 0.01	U		< 0.0067	U		< 0.0049	U		< 0.0052	U		< 0.022	U	
VMP-17	5	VMP-17-5-012723	1/27/2023	< 0.0032	U		< 0.0067	U		< 0.0022	U		< 0.0095	U		< 0.0063	U		< 0.0046	U		< 0.0049	U		< 0.021	U	
VMP-17	5	VMP-17-5-012723-DUP	1/27/2023	< 0.0033	U		< 0.0069	U		< 0.0023	U		< 0.0098	U		< 0.0065	U		< 0.0048	U		< 0.0050	U		< 0.021	U	
VMP-25	5	VMP-25-5-050322	5/3/2022	< 3.4	U		< 7.2	U		< 2.4	U		330			< 6.8	U		< 5	U		< 5.3	U		< 22	U	
VMP-25	5	VMP-25-5-050322-DUP	5/3/2022	< 3.5	U		< 7.4	U		< 2.4	U		340			< 7	U		< 5.1	U		< 5.4	U		< 23	U	
VMP-25	5	VMP-25-5-062422-R	6/24/2022	< 0.11	U		< 0.24	U		< 0.079	U		2.2			< 0.22	U		< 0.16	U		< 0.18	U		< 0.74	U	
VMP-25	5	VMP-25-5-072722	7/27/2022	0.018			< 0.028	U		< 0.0091	U		1.9			< 0.026	U		< 0.019	U		< 0.02	U		< 0.085	U	
VMP-25	5	VMP-25-5-110222	11/2/2022	0.0098	J		< 0.041	U		< 0.014	U		3.8			< 0.039	U		< 0.028	U		0.016	J		< 0.13	U	
VMP-25	5	VMP-25-5-110222-DUP	11/2/2022	0.0080	J	J	< 0.04	U		< 0.013	U		3.7		J	< 0.037	U		< 0.027	U		0.017	J	J	< 0.12	U	
VMP-25	5	VMP-25-5-012423	1/24/2023	< 0.065	U		< 0.14	U		< 0.045	U		27			< 0.13	U		< 0.094	U		< 0.1	U		< 0.17	U	
VMP-25	5	VMP-25-5-012423-DUP	1/24/2023	< 0.067	U		< 0.14	U		< 0.046	U		29			< 0.13	U		< 0.097	U		< 0.1	U		< 0.17	U	
VMP-29	10	VMP-29-10-050322	5/3/2022	0.051			< 0.0076	U		< 0.0025	U		< 0.011	U		< 0.0071	U		< 0.0052	U		< 0.0055	U		< 0.023	U	
VMP-29	10	VMP-29-10-072722	7/27/2022	< 0.0034	U		< 0.0072	U		< 0.0024	U		< 0.01	U		< 0.0068	U		< 0.0050	U		< 0.0053	U		< 0.022	U	
VMP-29	10	VMP-29-10-110922	11/9/2022	< 0.0034	U		< 0.0071	U		< 0.0023	U		0.01			< 0.0067	U		< 0.0049	U		< 0.0052	U		< 0.022	U	
VMP-29	10	VMP-29-10-110922-DUP	11/9/2022	< 0.0037	U		< 0.0078	U		< 0.0026	U		0.013			< 0.0074	U		< 0.0054	U		< 0.0057	U		< 0.024	U	
VMP-29	18	VMP-29-18-050322	5/3/2022	0.018			< 0.0073	U		< 0.0024	U		< 0.01	U		< 0.0068	U		< 0.0050	U		< 0.0053	U		< 0.022	U	
VMP-29	18	VMP-29-18-072722	7/27/2022	0.0028	J		< 0.0069	U		< 0.0023	U		< 0.0098	U		< 0.0065	U		< 0.0047	U		< 0.0050	U		< 0.021	U	
VMP-29	18	VMP-29-18-072722-DUP	7/27/2022	0.0026	J		< 0.0076	U		< 0.0025	U		< 0.011	U		< 0.0072	U		< 0.0052	U		< 0.0056	U		< 0.024	U	
VMP-29	18	VMP-29-18-110922	11/9/2022	< 0.0038	U		< 0.0079	U		< 0.0026	U		< 0.011	U		< 0.0074	U		< 0.0054	U		< 0.0058	U		< 0.024	U	
VMP-29	26	VMP-29-26-050322	5/3/2022	0.053			< 0.0071	U		< 0.0024	U		< 0.01	U		< 0.0067	U		< 0.0049	U		< 0.0052	U		< 0.022	U	
VMP-29	26	VMP-29-26-072722	7/27/2022	0.0027	J		< 0.0070	U		< 0.0023	U		< 0.0099	U		< 0.0066	U		< 0.0048	U		< 0.0051	U		< 0.022	U	
VMP-29	26	VMP-29-26-110922	11/9/2022	0.0020	J		< 0.0075	U		< 0.0025	U		< 0.011	U		< 0.0070	U		< 0.0052	U		0.0013	J		< 0.023	U	
VMP-30	10	VMP-30-10-050322	5/3/2022	0.0024	J		< 0.0086	U		< 0.0028	U		< 0.012	U		< 0.0080	U		< 0.0059	U		< 0.0062	U		< 0.026	U	
VMP-30	10	VMP-30-10-072722	7/27/2022	0.0021	J		< 0.0072	U		< 0.0024	U		< 0.01	U		< 0.0067	U		< 0.0049	U		< 0.0052	U		< 0.022	U	
VMP-30	10	VMP-30-10-110922	11/9/2022	0.046			< 0.0075	U		< 0.0025	U		< 0.011	U		< 0.0071	U		< 0.0052	U		0.0014	J		< 0.023	U	
VMP-30	18	VMP-30-18-050322	5/3/2022	0.013			< 0.0073	U		< 0.0024	U		< 0.01	U		< 0.0068	U		< 0.0050	U		< 0.0053	U		< 0.022	U	
VMP-30	18	VMP-30-18-072722	7/27/2022	0.021			< 0.0071	U		< 0.0023	U		< 0.01	U		< 0.0066	U		< 0.0048	U		< 0.0052	U		< 0.022	U	
VMP-30	18	VMP-30-18-110922	11/9/2022	0.027			< 0.0072	U		< 0.0024	U		0.011			< 0.0067	U		< 0.0049	U		< 0.0052	U		< 0.022	U	
VMP-30	26	VMP-30-26-050322	5/3/2022	0.015			< 0.0071	U		< 0.0023	U		0.01			< 0.0067	U		< 0.0049	U		< 0.0052	U		< 0.022	U	
VMP-30	26	VMP-30-26-072722	7/27/2022	0.0091			< 0.0071	U		< 0.0023	U		< 0.01	U	UJ	< 0.0066	U		< 0.0048	U		< 0.0052	U		< 0.022	U	
VMP-30	26	VMP-30-26-110922	11/9/2022	0.0095			< 0.0076	U		< 0.0025	U		< 0.011	U		< 0.0071	U		< 0.0052	U		< 0.0055	U		< 0.023	U	

SEE LAST PAGE OF TABLE FOR NOTES

TABLE 6
HISTORICAL SUMMARY OF SOIL VAPOR ANALYTICAL DETECTIONS AND SCREENING RESULTS: PUBLIC WORKS YARD AND WRR - VOCS

Location	Depth	Sample ID	Sample Date	Benzene			Bromodichloromethane			1,3-Butadiene			Butane			Carbon Tetrachloride			Chlorobenzene			Chloroform			Chloromethane		
				2.8			450000									1.5			420			0.92					
				Result (mg/m3)	Lab Quals	AECOM Quals	Result (mg/m3)	Lab Quals	AECOM Quals	Result (mg/m3)	Lab Quals	AECOM Quals	Result (mg/m3)	Lab Quals	AECOM Quals	Result (mg/m3)	Lab Quals	AECOM Quals	Result (mg/m3)	Lab Quals	AECOM Quals	Result (mg/m3)	Lab Quals	AECOM Quals	Result (mg/m3)	Lab Quals	AECOM Quals
VMP-41	10	VMP-41-10-042922	4/29/2022	< 0.0034	U		< 0.0071	U		< 0.0023	U		< 0.01	U		< 0.0066	U		< 0.0048	U		< 0.0052	U		< 0.022	U	
VMP-41	10	VMP-41-10-042922-DUP	4/29/2022	< 0.0033	U		< 0.0069	U		< 0.0023	U		< 0.0098	U		< 0.0065	U		< 0.0047	U		< 0.0050	U		< 0.021	U	
VMP-41	10	VMP-41-10-072722	7/27/2022	< 0.0035	U		< 0.0074	U		< 0.0024	U		< 0.01	U	UJ	< 0.0070	U		< 0.0051	U		< 0.0054	U		< 0.023	U	
VMP-41	10	VMP-41-10-110922	11/9/2022	**0.0024**	J		< 0.0074	U		< 0.0024	U		< 0.01	U		< 0.0070	U		< 0.0051	U		< 0.0054	U		< 0.023	U	
VMP-41	10	VMP-41-10-011923	1/19/2023	< 0.0033	U		< 0.0069	U		< 0.0023	U		< 0.0098	U		< 0.0065	U		< 0.0047	U		< 0.0050	U		< 0.021	U	
VMP-41	20	VMP-41-20-042922	4/29/2022	< 0.0034	U		< 0.0072	U		< 0.0024	U		< 0.01	U		< 0.0068	U		< 0.0050	U		< 0.0053	U		< 0.022	U	
VMP-41	20	VMP-41-20-072722	7/27/2022	< 0.0035	U		< 0.0074	U		< 0.0024	U		< 0.01	U	UJ	< 0.0070	U		< 0.0051	U		< 0.0054	U		< 0.023	U	
VMP-41	20	VMP-41-20-110922	11/9/2022	< 0.0035	U		< 0.0073	U		< 0.0024	U		< 0.01	U		< 0.0068	U		< 0.0050	U		< 0.0053	U		< 0.022	U	
VMP-41	20	VMP-41-20-011923	1/19/2023	< 0.0032	U		< 0.0068	U		< 0.0022	U		< 0.0096	U		< 0.0064	U		< 0.0046	U		< 0.0049	U		< 0.021	U	
VMP-41	26	VMP-41-26-042922	4/29/2022	< 0.0034	U		< 0.0072	U		< 0.0024	U		< 0.01	U		< 0.0068	U		< 0.0049	U		< 0.0052	U		< 0.022	U	
VMP-41	26	VMP-41-26-072722	7/27/2022	< 0.0036	U		< 0.0076	U		< 0.0025	U		< 0.011	U	UJ	< 0.0071	U		< 0.0052	U		< 0.0055	U		< 0.023	U	
VMP-41	26	VMP-41-26-110922	11/9/2022	< 0.0036	U		< 0.0075	U		< 0.0025	U		< 0.011	U		< 0.0070	U		< 0.0051	U		< 0.0054	U		< 0.023	U	
VMP-41	26	VMP-41-26-011923	1/19/2023	< 0.0032	U		< 0.0068	U		< 0.0022	U		< 0.0096	U		< 0.0064	U		< 0.0046	U		< 0.0049	U		< 0.021	U	
VMP-41	26	VMP-41-26-011923-DUP	1/19/2023	< 0.0033	U		< 0.0069	U		< 0.0023	U		< 0.0098	U		< 0.0065	U		< 0.0047	U		< 0.0050	U		< 0.021	U	
VMP-55	20	VMP-55-20-050322	5/3/2022	< 1.6	U		< 3.4	U		< 1.1	U		**660**			< 3.2	U		< 2.3	U		< 2.5	U		**2.4**	J	
VMP-55	20	VMP-55-20-072822	7/28/2022	< 0.098	U		< 0.21	U		< 0.068	U		**0.97**			< 0.19	U		< 0.14	U		< 0.15	U		< 0.64	U	
VMP-55	20	VMP-55-20-110922	11/9/2022	**0.62**	J		< 4.9	U		< 1.6	U		**56**			< 4.6	U		< 3.4	U		< 3.6	U		< 15	U	
VMP-55	20	VMP-55-20-012423	1/24/2023	< 1.6	U		< 3.4	U		< 1.1	U		**280**			< 3.2	U		< 2.3	U		< 2.5	U		< 4.2	U	

TABLE 6
HISTORICAL SUMMARY OF SOIL VAPOR ANALYTICAL DETECTIONS AND SCREENING RESULTS: PUBLIC WORKS YARD AND WRR - VOCS

Location	Depth	Sample ID	Sample Date	Dichlorodifluoromethane			Dichloromethane (Methylene Chloride)			1,2-Dichloropropane			1,4-Dioxane			Ethanol			Ethylbenzene			4-Ethyltoluene			Heptane		
				1700			45			2.3			2.3						9.3								
				Result (mg/m3)	Lab Quals	AECOM Quals	Result (mg/m3)	Lab Quals	AECOM Quals	Result (mg/m3)	Lab Quals	AECOM Quals	Result (mg/m3)	Lab Quals	AECOM Quals	Result (mg/m3)	Lab Quals	AECOM Quals	Result (mg/m3)	Lab Quals	AECOM Quals	Result (mg/m3)	Lab Quals	AECOM Quals	Result (mg/m3)	Lab Quals	AECOM Quals
VMP-10	5	VMP-10-5-042922	4/29/2022	0.0028	J		< 0.037	U		< 0.0049	U		0.0017	J		0.014	J		< 0.0046	U		< 0.0052	U		< 0.0043	U	
VMP-10	5	VMP-10-5-072722	7/27/2022	< 0.0056	U		< 0.039	U		< 0.0052	U		< 0.016	U		< 0.021	U		< 0.0049	U		< 0.0055	U		< 0.0046	U	
VMP-10	5	VMP-10-5-110922	11/9/2022	0.0039	J		< 0.043	U		< 0.0057	U		< 0.018	U		< 0.023	U		< 0.0054	U		< 0.0061	U		< 0.0051	U	
VMP-10	5	VMP-10-5-110922-DUP	11/9/2022	0.0035	J		< 0.038	U		< 0.0050	U		< 0.016	U		< 0.02	U		< 0.0047	U		< 0.0054	U		< 0.0045	U	
VMP-10	5	VMP-10-5-011923	1/19/2023	0.0020	J		< 0.036	U		< 0.0048	U		< 0.015	U		< 0.019	UJ	UJ	< 0.0045	U		< 0.0051	U		< 0.0042	U	
VMP-10	10	VMP-10-10-042922	4/29/2022	0.0023	J		< 0.038	U		< 0.0050	U		< 0.016	U		0.019	J		< 0.0047	U		< 0.0053	U		< 0.0044	U	
VMP-10	10	VMP-10-10-072722	7/27/2022	0.0024	J		< 0.039	U		< 0.0052	U		< 0.016	U		< 0.021	U		< 0.0049	U		< 0.0056	U		< 0.0046	U	
VMP-10	10	VMP-10-10-110922	11/9/2022	0.0037	J		< 0.04	U		< 0.0053	U		< 0.016	U		< 0.022	U		< 0.0050	U		< 0.0056	U		< 0.0047	U	
VMP-10	10	VMP-10-10-011923	1/19/2023	0.0020	J		< 0.034	U		< 0.0046	U		< 0.014	U		< 0.019	UJ	UJ	< 0.0043	U		< 0.0049	U		< 0.0040	U	
VMP-10	20	VMP-10-20-042922	4/29/2022	0.0028	J		< 0.036	U		< 0.0048	U		< 0.015	U		< 0.02	U		< 0.0045	U		< 0.0051	U		< 0.0043	U	
VMP-10	20	VMP-10-20-072722	7/27/2022	< 0.0056	U		< 0.039	U		< 0.0052	U		< 0.016	U		< 0.021	U		< 0.0049	U		< 0.0055	U		< 0.0046	U	
VMP-10	20	VMP-10-20-110922	11/9/2022	0.0036	J		< 0.041	U		< 0.0055	U		< 0.017	U		< 0.022	U		< 0.0052	U		< 0.0058	U		< 0.0049	U	
VMP-10	20	VMP-10-20-011923	1/19/2023	0.0020	J		< 0.034	U		< 0.0046	U		< 0.014	U		< 0.019	UJ	UJ	< 0.0043	U		< 0.0049	U		< 0.0040	U	
VMP-10	30	VMP-10-30-042922	4/29/2022	0.0032	J		< 0.036	U		< 0.0048	U		< 0.015	U		0.02			< 0.0045	U		< 0.0051	U		< 0.0043	U	
VMP-10	30	VMP-10-30-072722	7/27/2022	0.0025	J		< 0.038	U		< 0.0051	U		< 0.016	U		0.012	J	J	< 0.0048	U		< 0.0054	U		< 0.0045	U	
VMP-10	30	VMP-10-30-110922	11/9/2022	0.0035	J		< 0.04	U		< 0.0053	U		< 0.017	U		< 0.022	U		< 0.0050	U		< 0.0057	U		< 0.0047	U	
VMP-10	30	VMP-10-30-011923	1/19/2023	0.0024	J		< 0.037	U		< 0.0049	U		< 0.015	U		< 0.02	UJ	UJ	< 0.0046	U		< 0.0053	U		< 0.0044	U	
VMP-11	5	VMP-11-5-050422	5/4/2022	0.0022	J		< 0.036	U		< 0.0048	U		< 0.015	U		< 0.02	U		0.0076			< 0.0051	U		0.028		
VMP-11	5	VMP-11-5-072822	7/28/2022	0.0034	J		< 0.041	U		< 0.0054	U		< 0.017	U		0.01	J		< 0.0051	U		< 0.0058	U		< 0.0048	U	
VMP-11	5	VMP-11-5-111122	11/11/2022	0.0025	J		< 0.037	U		< 0.0049	U		< 0.015	U		< 0.02	U		< 0.0046	U		< 0.0053	U		< 0.0044	U	
VMP-11	5	VMP-11-5-011823	1/18/2023	0.0022	J		< 0.035	U		< 0.0047	U		< 0.014	U		< 0.019	U		< 0.0044	U		< 0.0050	U		0.0017	J	
VMP-11	8	VMP-11-8-050422	5/4/2022	0.0031	J		< 0.037	U		< 0.0049	U		< 0.015	U		< 0.02	U		< 0.0046	U		< 0.0052	U		< 0.0043	U	
VMP-11	8	VMP-11-8-072822	7/28/2022	0.0023	J		< 0.038	U		< 0.0050	U		< 0.016	U		< 0.02	U		< 0.0047	U		< 0.0053	U		< 0.0044	U	
VMP-11	8	VMP-11-8-111122	11/11/2022	0.0025	J		< 0.036	U		< 0.0048	U		< 0.015	U		< 0.02	U		< 0.0045	U		< 0.0051	U		< 0.0043	U	
VMP-11	8	VMP-11-8-011823	1/18/2023	0.0021	J		< 0.035	U		< 0.0047	U		< 0.014	U		< 0.019	U		< 0.0044	U		< 0.0050	U		< 0.0041	U	
VMP-11	29	VMP-11-29-050422	5/4/2022	< 0.0051	U		< 0.036	U		< 0.0048	U		< 0.015	U		0.05			< 0.0045	U		< 0.0051	U		< 0.0042	U	
VMP-11	29	VMP-11-29-072822	7/28/2022	0.0026	J		< 0.037	U		< 0.0049	U		< 0.015	U		0.016	J		< 0.0046	U		< 0.0053	U		< 0.0044	U	
VMP-11	29	VMP-11-29-111122	11/11/2022	0.0022	J		< 0.035	U		< 0.0046	U		< 0.014	U		< 0.019	U		< 0.0044	U		< 0.0049	U		< 0.0041	U	
VMP-11	29	VMP-11-29-011823	1/18/2023	0.0022	J		< 0.036	U		< 0.0048	U		< 0.015	U		< 0.02	U		< 0.0046	U		< 0.0052	U		< 0.0043	U	
VMP-11	38	VMP-11-38-050422	5/4/2022	0.0034	J		< 0.036	U		< 0.0048	U		< 0.015	U		< 0.02	U		0.0024	J		0.0028	J		0.0044		
VMP-11	38	VMP-11-38-072822	7/28/2022	0.0029	J		< 0.04	U		< 0.0054	U		< 0.017	U		0.015	J		< 0.0050	U		< 0.0057	U		< 0.0048	U	
VMP-11	38	VMP-11-38-111122	11/11/2022	0.0023	J		< 0.036	U		< 0.0048	U		< 0.015	U		< 0.02	U		< 0.0046	U		< 0.0052	U		< 0.0043	U	
VMP-11	38	VMP-11-38-011823	1/18/2023	0.0024	J		< 0.034	U		< 0.0045	U		< 0.014	U		< 0.018	U		< 0.0042	U		< 0.0048	U		< 0.0040	U	
VMP-11	38	VMP-11-38-011823-DUP	1/18/2023	0.0021	J		0.0063	J		< 0.0047	U		0.0041	J		< 0.019	U		< 0.0044	U		< 0.0050	U		< 0.0041	U	
VMP-12	5	VMP-12-5-050422	5/4/2022	< 0.0052	U		< 0.037	U		< 0.0049	U		< 0.015	U		< 0.02	U		< 0.0046	U		< 0.0052	U		< 0.0043	U	
VMP-12	5	VMP-12-5-050422-DUP	5/4/2022	< 0.0052	U		< 0.037	U		< 0.0049	U		< 0.015	U		< 0.02	U		< 0.0046	U		< 0.0052	U		< 0.0043	U	
VMP-12	5	VMP-12-5-080122	8/1/2022	0.0026	J		< 0.04	U		< 0.0053	U		< 0.016	U		< 0.021	U		< 0.0049	U		< 0.0056	U		< 0.0047	U	
VMP-12	5	VMP-12-5-080122-DUP	8/1/2022	0.0030	J		< 0.038	U		< 0.0051	U		< 0.016	U		< 0.021	U		< 0.0048	U		< 0.0054	U		< 0.0045	U	
VMP-12	5	VMP-12-5-111022	11/10/2022	0.0028	J		< 0.037	U		< 0.0049	U		< 0.015	U		< 0.02	U		< 0.0046	U		< 0.0053	U		< 0.0044	U	
VMP-12	5	VMP-12-5-012623	1/26/2023	0.0031	J		< 0.035	U		< 0.0047	U		< 0.014	U		< 0.019	U		< 0.0044	U		< 0.0050	U		< 0.0041	U	
VMP-12	11.5	VMP-12-11.5-050422	5/4/2022	< 0.0053	U		< 0.037	U		< 0.0049	U		< 0.015	U		0.0069	J		< 0.0046	U		< 0.0053	U		< 0.0044	U	
VMP-12	11.5	VMP-12-11.5-080122	8/1/2022	0.0041	J		< 0.04	U		< 0.0053	U		< 0.016	U		< 0.022	U		< 0.0050	U		< 0.0056	U		< 0.0047	U	
VMP-12	11.5	VMP-12-11.5-111022	11/10/2022	0.0024	J		< 0.039	U		< 0.0052	U		0.0010	J		< 0.021	U		< 0.0049	U		< 0.0056	U		0.0035	J	
VMP-12	11.5	VMP-12-11.5-012623	1/26/2023	0.0034	J		< 0.037	U		< 0.0049	U		< 0.015	U		< 0.02	U		< 0.0046	U		< 0.0052	U		< 0.0043	U	
VMP-12	25	VMP-12-25-050422	5/4/2022	< 4.8	U		< 34	U		3	J	J	< 14	U		20			1.7	J		< 4.8	U		6		
VMP-12	25	VMP-12-25-080122	8/1/2022	< 2.8	U		< 7.8	U		< 2.6	U		< 8.1	U		< 5.3	U		< 2.4	U		2	J		41		
VMP-12	25	VMP-12-25-111022	11/10/2022	< 2.7	U		< 7.5	U		< 2.5	U		< 7.8	U		< 5.1	U		< 2.3	U		< 2.6	U		28		
VMP-12	25	VMP-12-25-012623	1/26/2023	< 1.2	U		< 3.5	U		< 1.2	U		< 3.6	U		< 2.4	U		< 1.1	U		< 1.2	U		3.8		
VMP-12	39	VMP-12-39-050422	5/4/2022	< 13	U		< 92	U		4.8	J	J	< 38	U		19	J		5.3	J		< 13	U		230		
VMP-12	39	VMP-12-39-080122	8/1/2022	< 5.8	U		< 16	U		< 5.4	U		< 17	U		< 11	U		< 5.1	U		< 5.8	U		160		
VMP-12	39	VMP-12-39-111022	11/10/2022	< 11	U		< 30	U		< 10	U		< 32	U		< 21	U		< 9.5	U		< 11	U		86		
VMP-12	39	VMP-12-39-012623	1/26/2023	< 5.2	U		< 15	U		< 4.9	U		< 15	U		5.4	J		2.9	J		< 5.2	U		9.6		
VMP-13	5	VMP-13-5-042922	4/29/2022	0.0024	J		< 0.037	U		< 0.0049	U		< 0.015	U		0.016	J		< 0.0046	U		< 0.0053	U		< 0.0044	U	
VMP-13	5	VMP-13-5-072722	7/27/2022	0.0027	J		< 0.038	U		< 0.0050	U		0.0023	J		< 0.02	U		< 0.0047	U		< 0.0053	U		< 0.0044	U	
VMP-13	5	VMP-13-5-110922	11/9/2022	0.0034	J		< 0.04	U		< 0.0053	U		< 0.016	U		< 0.021	U		0.0036	J		< 0.0056	U		0.0050		
VMP-13	5	VMP-13-5-011923	1/19/2023	0.0020	J		< 0.036	U		< 0.0048	U		< 0.015	U		< 0.019	UJ	UJ	< 0.0045	U		< 0.0051	U		< 0.0042	U	

TABLE 6
HISTORICAL SUMMARY OF SOIL VAPOR ANALYTICAL DETECTIONS AND SCREENING RESULTS: PUBLIC WORKS YARD AND WRR - VOCS

Location	Depth	Sample ID	Sample Date	Dichlorodifluoromethane			Dichloromethane (Methylene Chloride)			1,2-Dichloropropane			1,4-Dioxane			Ethanol			Ethylbenzene			4-Ethyltoluene			Heptane		
				1700			45			2.3			2.3						9.3								
				Result (mg/m3)	Lab Quals	AECOM Quals	Result (mg/m3)	Lab Quals	AECOM Quals	Result (mg/m3)	Lab Quals	AECOM Quals	Result (mg/m3)	Lab Quals	AECOM Quals	Result (mg/m3)	Lab Quals	AECOM Quals	Result (mg/m3)	Lab Quals	AECOM Quals	Result (mg/m3)	Lab Quals	AECOM Quals	Result (mg/m3)	Lab Quals	AECOM Quals
VMP-13	10.5	VMP-13-10.5-042922	4/29/2022	0.0027	J		< 0.037	U		< 0.0049	U		< 0.015	U		< 0.02	U		< 0.0046	U		< 0.0052	U		< 0.0043	U	
VMP-13	10.5	VMP-13-10.5-072722	7/27/2022	0.0024	J		< 0.037	U		< 0.0049	U		< 0.015	U		< 0.02	U		< 0.0046	U		< 0.0052	U		< 0.0044	U	
VMP-13	10.5	VMP-13-10.5-110922	11/9/2022	0.0033	J		< 0.038	U		< 0.0051	U		0.0028	J		< 0.021	U		< 0.0048	U		< 0.0054	U		< 0.0045	U	
VMP-13	10.5	VMP-13-10.5-011923	1/19/2023	0.0022	J		< 0.036	U		< 0.0048	U		< 0.015	U		< 0.019	UJ	UJ	< 0.0045	U		< 0.0051	U		< 0.0042	U	
VMP-13	21.5	VMP-13-21.5-042922	4/29/2022	0.0034	J		< 0.037	U		< 0.0049	U		< 0.015	U		0.023			< 0.0046	U		< 0.0052	U		< 0.0044	U	
VMP-13	21.5	VMP-13-21.5-072722	7/27/2022	0.0022	J		< 0.038	U		< 0.0051	U		< 0.016	U		< 0.021	U		< 0.0048	U		0.0042	J		< 0.0045	U	
VMP-13	21.5	VMP-13-21.5-110922	11/9/2022	0.0033	J		< 0.039	U		< 0.0052	U		< 0.016	U		< 0.021	U		< 0.0049	U		< 0.0056	U		< 0.0046	U	
VMP-13	21.5	VMP-13-21.5-011923	1/19/2023	0.0021	J		< 0.036	U		< 0.0048	U		< 0.015	U		< 0.02	UJ	UJ	< 0.0046	U		< 0.0052	U		< 0.0043	U	
VMP-13	29.5	VMP-13-29.5-050222	5/2/2022	0.0026	J		< 0.038	U		< 0.0050	U		< 0.016	U		0.018	J		< 0.0047	U		< 0.0053	U		< 0.0044	U	
VMP-13	29.5	VMP-13-29.5-110922	11/9/2022	0.0033	J		< 0.04	U		< 0.0053	U		0.0043	J		< 0.022	U		< 0.0050	U		< 0.0056	U		< 0.0047	U	
VMP-13	29.5	VMP-13-29.5-011923	1/19/2023	0.0022	J		< 0.035	U		< 0.0047	U		< 0.014	U		< 0.019	UJ	UJ	< 0.0044	U		< 0.0050	U		< 0.0041	U	
VMP-14	5	VMP-14-5-050322	5/3/2022	0.0023	J		< 0.039	U		< 0.0052	U		< 0.016	U		< 0.021	U		0.0014	J		< 0.0056	U		0.0030	J	
VMP-14	5	VMP-14-5-072722	7/27/2022	0.0026	J		< 0.036	U		< 0.0048	U		< 0.015	U		< 0.019	U		< 0.0045	U		< 0.0051	U		< 0.0042	U	
VMP-14	5	VMP-14-5-110922	11/9/2022	0.0027	J		< 0.039	U		< 0.0052	U		< 0.016	U		0.028			< 0.0049	U		< 0.0055	U		< 0.0046	U	
VMP-14	5	VMP-14-5-011923	1/19/2023	0.0022	J		< 0.033	U		< 0.0044	U		0.00078	J		< 0.018	UJ	UJ	< 0.0041	U		< 0.0047	U		< 0.0039	U	
VMP-14	11.5	VMP-14-11.5-050322	5/3/2022	0.0029	J		< 0.038	U		< 0.0051	U		< 0.016	U		< 0.021	U		< 0.0048	U		< 0.0054	U		< 0.0045	U	
VMP-14	11.5	VMP-14-11.5-072722	7/27/2022	0.0027	J		< 0.036	U		< 0.0048	U		< 0.015	U		< 0.019	U		< 0.0045	U		< 0.0051	U		< 0.0042	U	
VMP-14	11.5	VMP-14-11.5-072722-DUP	7/27/2022	0.0022	J		< 0.035	U		< 0.0047	U		< 0.015	U		0.023			< 0.0044	U		< 0.0050	U		< 0.0042	U	
VMP-14	11.5	VMP-14-11.5-110922	11/9/2022	0.0028	J		< 0.038	U		< 0.0051	U		< 0.016	U		< 0.021	U		< 0.0048	U		< 0.0054	U		< 0.0045	U	
VMP-14	11.5	VMP-14-11.5-110922-DUP	11/9/2022	0.0027	J		< 0.037	U		< 0.0049	U		< 0.015	U		0.013	J		< 0.0046	U		< 0.0053	U		< 0.0044	U	
VMP-14	11.5	VMP-14-11.5-011923	1/19/2023	0.0019	J		< 0.033	U		< 0.0044	U		< 0.014	U		< 0.018	UJ	UJ	< 0.0042	U		< 0.0047	U		< 0.0039	U	
VMP-14	20	VMP-14-20-050322	5/3/2022	0.0026	J		< 0.039	U		< 0.0052	U		< 0.016	U		0.014	J		< 0.0048	U		< 0.0055	U		< 0.0046	U	
VMP-14	20	VMP-14-20-050322-DUP	5/3/2022	0.0030	J		< 0.037	U		< 0.0050	U		< 0.015	U		0.0076	J		< 0.0047	U		< 0.0053	U		< 0.0044	U	
VMP-14	20	VMP-14-20-072722	7/27/2022	0.0029	J		< 0.039	U		< 0.0052	U		< 0.016	U		< 0.021	U		< 0.0049	U		< 0.0056	U		< 0.0046	U	
VMP-14	20	VMP-14-20-110922	11/9/2022	0.0019	J		< 0.037	U		< 0.0049	U		< 0.015	U		< 0.02	U		< 0.0046	U		< 0.0052	U		< 0.0044	U	
VMP-14	20	VMP-14-20-011923	1/19/2023	0.0016	J		< 0.034	U		< 0.0046	U		< 0.014	U		< 0.019	UJ	UJ	< 0.0043	U		< 0.0049	U		< 0.0040	U	
VMP-14	20	VMP-14-20-011923-DUP	1/19/2023	0.0018	J		< 0.035	U		< 0.0047	U		< 0.014	U		< 0.019	UJ	UJ	< 0.0044	U		< 0.0050	U		< 0.0041	U	
VMP-14	29	VMP-14-29-050322	5/3/2022	0.0030	J		< 0.044	U		< 0.0058	U		< 0.018	U		0.0098	J		< 0.0055	U		< 0.0062	U		< 0.0052	U	
VMP-14	29	VMP-14-29-072722	7/27/2022	0.0030	J		< 0.04	U		< 0.0053	U		< 0.016	U		0.011	J		< 0.0050	U		< 0.0056	U		< 0.0047	U	
VMP-14	29	VMP-14-29-110922	11/9/2022	0.0030	J		< 0.04	U		< 0.0054	U		< 0.017	U		< 0.022	U		< 0.0050	U		< 0.0057	U		< 0.0048	U	
VMP-14	29	VMP-14-29-011923	1/19/2023	0.0019	J		< 0.035	U		< 0.0047	U		< 0.015	U		< 0.019	UJ	UJ	< 0.0044	U		< 0.0050	U		< 0.0042	U	
VMP-15	5	VMP-15-5-050322	5/3/2022	< 0.0057	U		< 0.04	U		< 0.0053	U		< 0.016	U		0.019	J		< 0.0050	U		< 0.0056	U		< 0.0047	U	
VMP-15	5	VMP-15-5-072822	7/28/2022	0.0032	J		< 0.038	U		< 0.0050	U		< 0.016	U		< 0.02	U		< 0.0047	U		< 0.0053	U		< 0.0044	U	
VMP-15	5	VMP-15-5-110922	11/9/2022	0.0025	J		< 0.037	U		< 0.0049	U		< 0.015	U		0.01	J		< 0.0046	U		< 0.0053	U		< 0.0044	U	
VMP-15	5	VMP-15-5-012423	1/24/2023	0.0023	J		< 0.035	U		< 0.0047	U		< 0.014	U		< 0.019	U		< 0.0044	U		< 0.0050	U		< 0.0041	U	
VMP-15	21.5	VMP-15-21.5-050322	5/3/2022	< 0.0053	U		< 0.037	U		< 0.0049	U		< 0.015	U		0.0076	J		< 0.0046	U		< 0.0052	U		< 0.0044	U	
VMP-15	21.5	VMP-15-21.5-072822	7/28/2022	< 0.0056	U		< 0.039	U		< 0.0052	U		< 0.016	U		< 0.021	U		< 0.0049	U		< 0.0056	U		< 0.0046	U	
VMP-15	21.5	VMP-15-21.5-072822-DUP	7/28/2022	< 0.0054	U		< 0.038	U		< 0.0051	U		< 0.016	U		< 0.021	U		< 0.0048	U		< 0.0054	U		< 0.0045	U	
VMP-15	21.5	VMP-15-21.5-110922	11/9/2022	0.0023	J		< 0.039	U		< 0.0052	U		< 0.016	U		< 0.021	U		< 0.0049	U		< 0.0055	U		< 0.0046	U	
VMP-15	21.5	VMP-15-21.5-012423	1/24/2023	0.0019	J		< 0.035	U		< 0.0047	U		< 0.014	U		< 0.019	U		< 0.0044	U		< 0.0050	U		< 0.0041	U	
VMP-15	25.5	VMP-15-25.5-050322	5/3/2022	< 0.0052	U		< 0.036	U		< 0.0048	U		< 0.015	U		< 0.02	U		< 0.0045	U		< 0.0051	U		< 0.0043	U	
VMP-15	25.5	VMP-15-25.5-072822	7/28/2022	< 0.0056	U		< 0.039	U		< 0.0052	U		< 0.016	U		< 0.021	U		< 0.0049	U		< 0.0056	U		< 0.0046	U	
VMP-15	25.5	VMP-15-25.5-110922	11/9/2022	0.0025	J		< 0.038	U		< 0.0050	U		< 0.016	U		< 0.02	U		< 0.0047	U		< 0.0053	U		< 0.0044	U	
VMP-15	25.5	VMP-15-25.5-012423	1/24/2023	0.0023	J		< 0.036	U		< 0.0048	U		< 0.015	U		< 0.019	U		< 0.0045	U		< 0.0051	U		< 0.0042	U	
VMP-15	29	VMP-15-29-050322	5/3/2022	< 0.0051	U		< 0.036	U		< 0.0048	U		< 0.015	U		< 0.02	U		< 0.0045	U		< 0.0051	U		< 0.0042	U	
VMP-15	29	VMP-15-29-110922	11/9/2022	0.0026	J		< 0.036	U		< 0.0048	U		< 0.015	U		< 0.02	U		< 0.0045	U		< 0.0051	U		< 0.0042	U	
VMP-15	29	VMP-15-29-012423	1/24/2023	0.0024	J		< 0.036	U		< 0.0048	U		< 0.015	U		< 0.02	U		< 0.0046	U		< 0.0052	U		< 0.0043	U	
VMP-16	5	VMP-16-5-050422	5/4/2022	0.0030	J		< 0.036	U		< 0.0048	U		< 0.015	U		< 0.019	U		< 0.0045	U		< 0.0051	U		< 0.0042	U	
VMP-16	5	VMP-16-5-080122	8/1/2022	< 0.0053	U		< 0.037	U		< 0.0049	U		< 0.015	U		< 0.02	U		< 0.0046	U		< 0.0053	U		< 0.0044	U	
VMP-16	5	VMP-16-5-111022	11/10/2022	0.0019	J		< 0.036	U		< 0.0048	U		< 0.015	U		< 0.02	U		< 0.0045	U		< 0.0051	U		< 0.0043	U	
VMP-16	5	VMP-16-5-012623	1/26/2023	0.0034	J		< 0.033	U		< 0.0043	U		< 0.014	U		< 0.018	U		< 0.0041	U		< 0.0046	U		< 0.0038	U	
VMP-16	13.5	VMP-16-13.5-050422	5/4/2022	< 4	U		< 28	U		2.4	J	J	< 12	U		24			< 3.6	U		< 4	U		9.6		
VMP-16	13.5	VMP-16-13.5-080122	8/1/2022	< 2.8	U		< 7.8	U		< 2.6	U		< 8.1	U		< 5.3	U		1.6	J		2.1	J		84		
VMP-16	13.5	VMP-16-13.5-111022	11/10/2022	< 2.6	U		< 7.4	U		< 2.4	U		< 7.6	U		< 5	U		< 2.3	U		< 2.6	U		48		
VMP-16	13.5	VMP-16-13.5-012623	1/26/2023	< 4.8	U		< 14	U		< 4.5	U		< 14	U		< 9.2	U		1.5	J		< 4.8	U		41		

TABLE 6
HISTORICAL SUMMARY OF SOIL VAPOR ANALYTICAL DETECTIONS AND SCREENING RESULTS: PUBLIC WORKS YARD AND WRR - VOCS

Location	Depth	Sample ID	Sample Date	Dichlorodifluoromethane			Dichloromethane (Methylene Chloride)			1,2-Dichloropropane			1,4-Dioxane			Ethanol			Ethylbenzene			4-Ethyltoluene			Heptane		
				1700			45			2.3			2.3						9.3								
				Result (mg/m3)	Lab Quals	AECOM Quals	Result (mg/m3)	Lab Quals	AECOM Quals	Result (mg/m3)	Lab Quals	AECOM Quals	Result (mg/m3)	Lab Quals	AECOM Quals	Result (mg/m3)	Lab Quals	AECOM Quals	Result (mg/m3)	Lab Quals	AECOM Quals	Result (mg/m3)	Lab Quals	AECOM Quals	Result (mg/m3)	Lab Quals	AECOM Quals
VMP-16	19	VMP-16-19-050422	5/4/2022	< 11	U		< 74	U		< 9.9	U		< 31	U		20	J		< 9.3	U		< 10	U		81		
VMP-16	19	VMP-16-19-080122	8/1/2022	< 3.7	U		< 10	U		< 3.5	U		< 11	U		< 7.1	U		5			2.1	J		140		
VMP-16	19	VMP-16-19-111022	11/10/2022	< 2.7	U		< 7.5	U		< 2.5	U		< 7.8	U		< 5.1	U		4.9			2	J		140		
VMP-16	19	VMP-16-19-012623	1/26/2023	< 5.1	U		< 14	U		< 4.8	U		< 15	U		3.4	J		3.8	J		< 5.1	U		100		
VMP-16	31	VMP-16-31-050422	5/4/2022	< 13	U		< 95	U		8.2	J	J	< 39	U		25	J		180			31		J	1000		
VMP-16	31	VMP-16-31-080122	8/1/2022	< 5.4	U		< 15	U		< 5	U		< 16	U		< 10	U		180			17			1000		
VMP-16	31	VMP-16-31-111022	11/10/2022	< 2.6	U		< 7.3	U		< 2.4	U		< 7.6	U		< 4.9	U		180			12			840		
VMP-16	31	VMP-16-31-012623	1/26/2023	< 9.2	U		< 26	U		< 8.6	U		< 27	U		5.4	J		160			4.9	J		850		
VMP-17	5	VMP-17-5-042722	4/27/2022	0.0024	J		< 0.038	U		< 0.0051	U		< 0.016	U		0.0083	J		< 0.0048	U		< 0.0054	U		< 0.0045	U	
VMP-17	5	VMP-17-5-072522	7/25/2022	0.0028	J		< 0.039	U		< 0.0052	U		< 0.016	U		0.0070	J		< 0.0049	U		< 0.0056	U		< 0.0046	U	
VMP-17	5	VMP-17-5-111022	11/10/2022	0.0033	J		< 0.039	U		< 0.0052	U		< 0.016	U		< 0.021	U		< 0.0049	U		< 0.0055	U		< 0.0046	U	
VMP-17	5	VMP-17-5-111022-DUP	11/10/2022	0.0037	J		< 0.037	U		< 0.0049	U		< 0.015	U		< 0.02	U		< 0.0046	U		< 0.0052	U		< 0.0044	U	
VMP-17	5	VMP-17-5-012723	1/27/2023	0.0029	J		< 0.035	U		< 0.0046	U		< 0.014	U		< 0.019	U		< 0.0043	U		< 0.0049	U		< 0.0041	U	
VMP-17	5	VMP-17-5-012723-DUP	1/27/2023	0.0027	J		< 0.036	U		< 0.0048	U		< 0.015	U		< 0.02	U		< 0.0045	U		< 0.0051	U		< 0.0042	U	
VMP-25	5	VMP-25-5-050322	5/3/2022	< 5.3	U		< 38	U		2.9	J	J	< 16	U		25			< 4.7	U		< 5.3	U		19		
VMP-25	5	VMP-25-5-050322-DUP	5/3/2022	< 5.5	U		< 38	U		3.8	J	J	< 16	U		26			< 4.8	U		< 5.4	U		21		
VMP-25	5	VMP-25-5-062422-R	6/24/2022	< 0.18	U		< 1.2	U		< 0.16	U		< 0.52	U		1.4			< 0.16	U		< 0.18	U		< 0.15	U	
VMP-25	5	VMP-25-5-072722	7/27/2022	< 0.02	U		< 0.14	U		< 0.019	U		< 0.059	U		< 0.077	U	UJ	< 0.018	U		< 0.02	U		< 0.017	U	
VMP-25	5	VMP-25-5-110222	11/2/2022	< 0.03	U		< 0.21	U		< 0.028	U		< 0.089	U		< 0.12	U		< 0.027	U		< 0.03	U		< 0.025	U	
VMP-25	5	VMP-25-5-110222-DUP	11/2/2022	< 0.029	U		< 0.21	U		< 0.027	U		< 0.086	U		< 0.11	U		< 0.026	U		< 0.029	U		< 0.024	U	
VMP-25	5	VMP-25-5-012423	1/24/2023	< 0.1	U		< 0.28	U		< 0.095	U		< 0.3	U		< 0.19	U		< 0.089	U		< 0.1	U		0.16		J
VMP-25	5	VMP-25-5-012423-DUP	1/24/2023	< 0.1	U		< 0.29	U		< 0.097	U		< 0.3	U		< 0.2	U		< 0.091	U		< 0.1	U		0.48		J
VMP-29	10	VMP-29-10-050322	5/3/2022	0.0025	J		< 0.039	U		< 0.0052	U		< 0.016	U		0.0079	J		< 0.0049	U		< 0.0056	U		< 0.0046	U	
VMP-29	10	VMP-29-10-072722	7/27/2022	< 0.0053	U		< 0.038	U		< 0.0050	U		< 0.016	U		0.016	J		< 0.0047	U		< 0.0053	U		< 0.0044	U	
VMP-29	10	VMP-29-10-110922	11/9/2022	0.0039	J		< 0.037	U		< 0.0049	U		< 0.015	U		< 0.02	U		< 0.0046	U		< 0.0052	U		< 0.0043	U	
VMP-29	10	VMP-29-10-110922-DUP	11/9/2022	0.0034	J		< 0.041	U		< 0.0054	U		< 0.017	U		< 0.022	U		< 0.0051	U		< 0.0058	U		< 0.0048	U	
VMP-29	18	VMP-29-18-050322	5/3/2022	0.0024	J		< 0.038	U		< 0.0050	U		< 0.016	U		0.02			0.0019	J		< 0.0054	U		< 0.0045	U	
VMP-29	18	VMP-29-18-072722	7/27/2022	0.0024	J		< 0.036	U		< 0.0048	U		< 0.015	U		< 0.019	U		< 0.0045	U		< 0.0051	U		< 0.0042	U	
VMP-29	18	VMP-29-18-072722-DUP	7/27/2022	0.0027	J		< 0.04	U		< 0.0053	U		< 0.016	U		0.025			< 0.0049	U		< 0.0056	U		< 0.0047	U	
VMP-29	18	VMP-29-18-110922	11/9/2022	0.0035	J		< 0.041	U		< 0.0054	U		< 0.017	U		< 0.022	U		< 0.0051	U		< 0.0058	U		< 0.0048	U	
VMP-29	26	VMP-29-26-050322	5/3/2022	0.0030	J		< 0.037	U		< 0.0049	U		< 0.015	U		0.011	J		< 0.0046	U		< 0.0052	U		< 0.0044	U	
VMP-29	26	VMP-29-26-072722	7/27/2022	0.0026	J		< 0.036	U		< 0.0048	U		< 0.015	U		0.018	J		< 0.0045	U		< 0.0051	U		< 0.0043	U	
VMP-29	26	VMP-29-26-110922	11/9/2022	0.0030	J		< 0.039	U		< 0.0052	U		< 0.016	U		< 0.021	U		< 0.0049	U		< 0.0055	U		< 0.0046	U	
VMP-30	10	VMP-30-10-050322	5/3/2022	0.0028	J		< 0.044	U		< 0.0059	U		< 0.018	U		0.031			< 0.0056	U		< 0.0063	U		< 0.0052	U	
VMP-30	10	VMP-30-10-072722	7/27/2022	< 0.0053	U		< 0.037	U		< 0.0049	U		< 0.015	U		0.018	J		< 0.0046	U		< 0.0053	U		< 0.0044	U	
VMP-30	10	VMP-30-10-110922	11/9/2022	0.0030	J		< 0.039	U		< 0.0052	U		< 0.016	U		< 0.021	U		< 0.0049	U		< 0.0055	U		< 0.0046	U	
VMP-30	18	VMP-30-18-050322	5/3/2022	0.0025	J		< 0.038	U		< 0.0050	U		< 0.016	U		0.19			< 0.0047	U		< 0.0053	U		< 0.0044	U	
VMP-30	18	VMP-30-18-072722	7/27/2022	< 0.0052	U		< 0.037	U		< 0.0049	U		< 0.015	U		< 0.02	U		< 0.0046	U		< 0.0052	U		< 0.0043	U	
VMP-30	18	VMP-30-18-110922	11/9/2022	0.0033	J		< 0.037	U		< 0.0049	U		< 0.015	U		< 0.02	U		0.0012	J		0.0016	J		0.0020	J	
VMP-30	26	VMP-30-26-050322	5/3/2022	0.0030	J		< 0.037	U		< 0.0049	U		< 0.015	U		0.11			< 0.0046	U		< 0.0052	U		< 0.0043	U	
VMP-30	26	VMP-30-26-072722	7/27/2022	0.0024	J		< 0.037	U		< 0.0049	U		< 0.015	U		< 0.02	U		< 0.0046	U		< 0.0052	U		< 0.0043	U	
VMP-30	26	VMP-30-26-110922	11/9/2022	0.0034	J		< 0.039	U		< 0.0052	U		< 0.016	U		< 0.021	U		0.0017	J		< 0.0056	U		< 0.0046	U	

SEE LAST PAGE OF TABLE FOR NOTES

TABLE 6
HISTORICAL SUMMARY OF SOIL VAPOR ANALYTICAL DETECTIONS AND SCREENING RESULTS: PUBLIC WORKS YARD AND WRR - VOCS

Location	Depth	Sample ID	Sample Date	Dichlorodifluoromethane			Dichloromethane (Methylene Chloride)			1,2-Dichloropropane			1,4-Dioxane			Ethanol			Ethylbenzene			4-Ethyltoluene			Heptane		
				1700			45			2.3			2.3						9.3								
				Result (mg/m3)	Lab Quals	AECOM Quals	Result (mg/m3)	Lab Quals	AECOM Quals	Result (mg/m3)	Lab Quals	AECOM Quals	Result (mg/m3)	Lab Quals	AECOM Quals	Result (mg/m3)	Lab Quals	AECOM Quals	Result (mg/m3)	Lab Quals	AECOM Quals	Result (mg/m3)	Lab Quals	AECOM Quals	Result (mg/m3)	Lab Quals	AECOM Quals
VMP-41	10	VMP-41-10-042922	4/29/2022	0.0028	J		< 0.037	U		< 0.0049	U		< 0.015	U		0.015	J		< 0.0046	U		< 0.0052	U		< 0.0043	U	
VMP-41	10	VMP-41-10-042922-DUP	4/29/2022	0.0026	J		< 0.036	U		< 0.0048	U		0.0028	J		0.024			< 0.0045	U		< 0.0051	U		< 0.0042	U	
VMP-41	10	VMP-41-10-072722	7/27/2022	0.0027	J		< 0.038	U		< 0.0051	U		< 0.016	U		< 0.021	U		< 0.0048	U		< 0.0054	U		< 0.0045	U	
VMP-41	10	VMP-41-10-110922	11/9/2022	0.0033	J		< 0.038	U		< 0.0051	U		< 0.016	U		< 0.021	U		0.0038	J		< 0.0054	U		0.0070		
VMP-41	10	VMP-41-10-011923	1/19/2023	0.0022	J		< 0.036	U		< 0.0048	U		< 0.015	U		< 0.019	UJ	UJ	< 0.0045	U		< 0.0051	U		< 0.0042	U	
VMP-41	20	VMP-41-20-042922	4/29/2022	0.0031	J		< 0.038	U		< 0.0050	U		0.0034	J		0.013	J		< 0.0047	U		< 0.0053	U		< 0.0044	U	
VMP-41	20	VMP-41-20-072722	7/27/2022	0.0025	J		< 0.038	U		< 0.0051	U		< 0.016	U		0.0084	J		< 0.0048	U		< 0.0054	U		< 0.0045	U	
VMP-41	20	VMP-41-20-110922	11/9/2022	0.0032	J		< 0.038	U		< 0.0050	U		< 0.016	U		< 0.02	U		< 0.0047	U		< 0.0053	U		< 0.0044	U	
VMP-41	20	VMP-41-20-011923	1/19/2023	0.0023	J		< 0.035	U		< 0.0047	U		< 0.014	U		< 0.019	UJ	UJ	< 0.0044	U		< 0.0050	U		< 0.0041	U	
VMP-41	26	VMP-41-26-042922	4/29/2022	0.0030	J		< 0.037	U		< 0.0050	U		< 0.015	U		< 0.02	U		< 0.0047	U		< 0.0053	U		< 0.0044	U	
VMP-41	26	VMP-41-26-072722	7/27/2022	0.0027	J		< 0.039	U		< 0.0052	U		< 0.016	U		< 0.021	U		< 0.0049	U		< 0.0056	U		< 0.0046	U	
VMP-41	26	VMP-41-26-110922	11/9/2022	0.0036	J		< 0.039	U		< 0.0052	U		< 0.016	U		0.011	J		< 0.0048	U		< 0.0055	U		< 0.0046	U	
VMP-41	26	VMP-41-26-011923	1/19/2023	0.0020	J		< 0.035	U		< 0.0047	U		< 0.014	U		< 0.019	UJ	UJ	< 0.0044	U		< 0.0050	U		< 0.0041	U	
VMP-41	26	VMP-41-26-011923-DUP	1/19/2023	0.0019	J		< 0.036	U		< 0.0048	U		< 0.015	U		< 0.019	UJ	UJ	< 0.0045	U		< 0.0051	U		< 0.0042	U	
VMP-55	20	VMP-55-20-050322	5/3/2022	< 2.5	U		< 7.1	U		< 2.4	U		< 7.4	U		< 4.8	U		< 2.2	U		< 2.5	U		< 2.1	U	
VMP-55	20	VMP-55-20-072822	7/28/2022	< 0.15	U		0.25	J		< 0.14	U		< 0.44	U		0.68			< 0.13	U		< 0.15	U		< 0.13	U	
VMP-55	20	VMP-55-20-110922	11/9/2022	< 3.6	U		4.4	J		< 3.4	U		< 10	U		13	J		< 3.2	U		< 3.6	U		< 3	U	
VMP-55	20	VMP-55-20-012423	1/24/2023	< 2.5	U		< 7	U		< 2.3	U		< 7.3	U		< 4.8	U		< 2.2	U		< 2.5	U		< 2.1	U	

TABLE 6
HISTORICAL SUMMARY OF SOIL VAPOR ANALYTICAL DETECTIONS AND SCREENING RESULTS: PUBLIC WORKS YARD AND WRR - VOCS

Location	Depth	Sample ID	Sample Date	Hexachlorobutadiene			Hexane			Isopentane			2-Propanol			Tetrachloroethene			Trichloroethene			1,2,4-Trimethylbenzene			1,3,5-Trimethylbenzene		
																4			12								
				Result (mg/m3)	Lab Quals	AECOM Quals	Result (mg/m3)	Lab Quals	AECOM Quals	Result (mg/m3)	Lab Quals	AECOM Quals	Result (mg/m3)	Lab Quals	AECOM Quals	Result (mg/m3)	Lab Quals	AECOM Quals	Result (mg/m3)	Lab Quals	AECOM Quals	Result (mg/m3)	Lab Quals	AECOM Quals	Result (mg/m3)	Lab Quals	AECOM Quals
VMP-10	5	VMP-10-5-042922	4/29/2022	< 0.045	U		< 0.0037	U		< 0.012	U		0.01			< 0.0072	U		< 0.0057	U		< 0.0052	U		< 0.0052	U	
VMP-10	5	VMP-10-5-072722	7/27/2022	< 0.048	U		< 0.0040	U		< 0.013	U		< 0.011	U		< 0.0076	U		< 0.0060	U		< 0.0055	U		< 0.0055	U	
VMP-10	5	VMP-10-5-110922	11/9/2022	< 0.053	U		< 0.0044	U		< 0.015	U		0.0079	J		< 0.0084	U		< 0.0067	U		< 0.0061	U		< 0.0061	U	
VMP-10	5	VMP-10-5-110922-DUP	11/9/2022	< 0.046	U		< 0.0038	U		< 0.013	U		< 0.011	U		< 0.0074	U		< 0.0058	U		< 0.0054	U		< 0.0054	U	
VMP-10	5	VMP-10-5-011923	1/19/2023	< 0.044	U		< 0.0036	U		< 0.012	U		< 0.01	U		< 0.0070	U		< 0.0055	U		< 0.0051	U		< 0.0051	U	
VMP-10	10	VMP-10-10-042922	4/29/2022	< 0.046	U		< 0.0038	U		< 0.013	U		0.052			< 0.0073	U		< 0.0058	U		< 0.0053	U		< 0.0053	U	
VMP-10	10	VMP-10-10-072722	7/27/2022	< 0.048	U		< 0.0040	U		< 0.013	U		0.0059	J		0.0047	J		< 0.0061	U		< 0.0056	U		< 0.0056	U	
VMP-10	10	VMP-10-10-110922	11/9/2022	< 0.049	U		< 0.0040	U		< 0.014	U		0.0094	J		< 0.0078	U		< 0.0062	U		< 0.0056	U		< 0.0056	U	
VMP-10	10	VMP-10-10-011923	1/19/2023	< 0.042	U		< 0.0035	U		< 0.012	U		< 0.0097	U		< 0.0067	U		< 0.0053	U		< 0.0049	U		< 0.0049	U	
VMP-10	20	VMP-10-20-042922	4/29/2022	< 0.044	U		< 0.0037	U		< 0.012	U		0.046			< 0.0070	U		< 0.0056	U		< 0.0051	U		< 0.0051	U	
VMP-10	20	VMP-10-20-072722	7/27/2022	< 0.048	U		< 0.0040	U		< 0.013	U		0.0055	J		0.0079			< 0.0060	U		< 0.0055	U		< 0.0055	U	
VMP-10	20	VMP-10-20-110922	11/9/2022	< 0.051	U		< 0.0042	U		< 0.014	U		< 0.012	U		< 0.0081	U		< 0.0064	U		< 0.0058	U		< 0.0058	U	
VMP-10	20	VMP-10-20-011923	1/19/2023	< 0.042	U		< 0.0035	U		< 0.012	U		< 0.0097	U		< 0.0067	U		< 0.0053	U		< 0.0049	U		< 0.0049	U	
VMP-10	30	VMP-10-30-042922	4/29/2022	< 0.044	U		< 0.0037	U		< 0.012	U		0.01			< 0.0071	U		< 0.0056	U		< 0.0051	U		< 0.0051	U	
VMP-10	30	VMP-10-30-072722	7/27/2022	< 0.047	U		< 0.0039	U		< 0.013	U		< 0.011	U		< 0.0075	U		< 0.0059	U		< 0.0054	U		< 0.0054	J	U
VMP-10	30	VMP-10-30-110922	11/9/2022	< 0.049	U		< 0.0041	U		< 0.014	U		< 0.011	U		< 0.0078	U		< 0.0062	U		< 0.0057	U		< 0.0057	U	
VMP-10	30	VMP-10-30-011923	1/19/2023	< 0.046	U		< 0.0038	U		< 0.013	U		< 0.01	U		< 0.0072	U		< 0.0058	U		< 0.0052	U		< 0.0053	U	
VMP-11	5	VMP-11-5-050422	5/4/2022	< 0.044	U		0.035			< 0.012	U		0.0095	J		< 0.0070	U		< 0.0056	U		< 0.0051	U		< 0.0051	U	
VMP-11	5	VMP-11-5-072822	7/28/2022	< 0.05	U		0.0050			< 0.014	U		0.0087	J		0.0038	J		0.043			< 0.0058	U		< 0.0058	U	
VMP-11	5	VMP-11-5-111122	11/11/2022	< 0.046	U		< 0.0038	U		< 0.013	U		< 0.01	U		< 0.0072	U		< 0.0058	U		< 0.0052	U		< 0.0053	U	
VMP-11	5	VMP-11-5-011823	1/18/2023	< 0.043	U		0.0051			< 0.012	U		< 0.0099	U		< 0.0068	U		< 0.0054	U		< 0.0050	U		< 0.0050	U	
VMP-11	8	VMP-11-8-050422	5/4/2022	< 0.045	U		< 0.0037	U		< 0.012	U		0.0065	J		< 0.0072	U		< 0.0057	U		< 0.0052	U		< 0.0052	U	
VMP-11	8	VMP-11-8-072822	7/28/2022	< 0.046	U		0.0012	J		< 0.013	U		< 0.011	U		< 0.0073	U		< 0.0058	U		< 0.0053	U		< 0.0053	U	
VMP-11	8	VMP-11-8-111122	11/11/2022	< 0.044	U		0.0016	J		< 0.012	U		< 0.01	U		< 0.0070	U		< 0.0056	U		< 0.0051	U		< 0.0051	U	
VMP-11	8	VMP-11-8-011823	1/18/2023	< 0.043	U		< 0.0036	U		< 0.012	U		< 0.0099	U		< 0.0068	U		< 0.0054	U		< 0.0050	U		< 0.0050	U	
VMP-11	29	VMP-11-29-050422	5/4/2022	< 0.044	U		< 0.0036	U		< 0.012	U		0.027			< 0.0070	U		< 0.0056	U		< 0.0051	U		< 0.0051	U	
VMP-11	29	VMP-11-29-072822	7/28/2022	< 0.046	U		0.0052			< 0.013	U		< 0.01	U		< 0.0072	U		< 0.0058	U		< 0.0052	U		< 0.0053	U	
VMP-11	29	VMP-11-29-111122	11/11/2022	< 0.043	U		< 0.0035	U		< 0.012	U		< 0.0099	U		< 0.0068	U		< 0.0054	U		< 0.0049	U		< 0.0049	U	
VMP-11	29	VMP-11-29-011823	1/18/2023	< 0.045	U		< 0.0037	U		< 0.012	U		< 0.01	U		< 0.0071	U		< 0.0056	U		< 0.0052	U		< 0.0052	U	
VMP-11	38	VMP-11-38-050422	5/4/2022	< 0.045	U		0.0045			< 0.012	U		0.0082	J		< 0.0071	U		< 0.0056	U		0.0041	J		< 0.0052	U	
VMP-11	38	VMP-11-38-072822	7/28/2022	< 0.05	U		< 0.0041	U		< 0.014	U		0.0048	J		0.0025	J		< 0.0063	U		< 0.0057	U		< 0.0057	U	
VMP-11	38	VMP-11-38-111122	11/11/2022	< 0.045	U		< 0.0037	U		< 0.012	U		< 0.01	U		0.0037	J		< 0.0056	U		< 0.0052	U		< 0.0052	U	
VMP-11	38	VMP-11-38-011823	1/18/2023	< 0.041	U		< 0.0034	U		< 0.011	U		< 0.0095	U		< 0.0066	U		< 0.0052	U		< 0.0048	U		< 0.0048	U	
VMP-11	38	VMP-11-38-011823-DUP	1/18/2023	< 0.043	U		< 0.0036	U		< 0.012	U		< 0.0099	U		< 0.0068	U		< 0.0054	U		< 0.0050	U		< 0.0050	U	
VMP-12	5	VMP-12-5-050422	5/4/2022	< 0.045	U		0.0011	J		< 0.012	U		< 0.01	U		< 0.0072	U		< 0.0057	U		< 0.0052	U		< 0.0052	U	
VMP-12	5	VMP-12-5-050422-DUP	5/4/2022	< 0.045	U		< 0.0037	U		< 0.012	U		0.0059	J		< 0.0072	U		< 0.0057	U		< 0.0052	U		< 0.0052	U	
VMP-12	5	VMP-12-5-080122	8/1/2022	< 0.049	U		< 0.0040	U		< 0.013	U		< 0.011	U		< 0.0077	U		< 0.0061	U		< 0.0056	U		< 0.0056	U	
VMP-12	5	VMP-12-5-080122-DUP	8/1/2022	< 0.047	U		< 0.0038	U		< 0.013	U		< 0.011	U		< 0.0074	U		< 0.0059	U		< 0.0054	U		< 0.0054	U	
VMP-12	5	VMP-12-5-111022	11/10/2022	< 0.046	U		0.0018	J		< 0.013	U		< 0.01	U		< 0.0072	U		< 0.0058	U		< 0.0052	U		< 0.0053	U	
VMP-12	5	VMP-12-5-012623	1/26/2023	< 0.043	U		< 0.0036	U		< 0.012	U		< 0.0099	U		< 0.0068	U		< 0.0054	U		< 0.0050	U		< 0.0050	U	
VMP-12	11.5	VMP-12-11.5-050422	5/4/2022	< 0.046	U		< 0.0038	U		< 0.013	U		0.012			0.0018	J		< 0.0058	U		< 0.0052	U		< 0.0053	U	
VMP-12	11.5	VMP-12-11.5-080122	8/1/2022	< 0.049	U		< 0.0040	U		< 0.014	U		0.0043	J		< 0.0078	U		< 0.0062	U		< 0.0056	U		< 0.0056	U	
VMP-12	11.5	VMP-12-11.5-111022	11/10/2022	< 0.048	U		0.0075			< 0.013	U		< 0.011	U		< 0.0077	U		< 0.0061	U		< 0.0056	U		< 0.0056	U	
VMP-12	11.5	VMP-12-11.5-012623	1/26/2023	< 0.045	U		< 0.0037	U		< 0.012	U		0.0056	J		< 0.0072	U		< 0.0057	U		< 0.0052	U		< 0.0052	U	
VMP-12	25	VMP-12-25-050422	5/4/2022	< 42	U		69			650			20			< 6.6	U		< 5.3	U		< 4.8	U		< 4.8	U	
VMP-12	25	VMP-12-25-080122	8/1/2022	< 24	U		360			2500			< 6.9	U		< 3.8	U		< 3	U		1.4	J		4.6		
VMP-12	25	VMP-12-25-111022	11/10/2022	< 23	U		170			2100			< 6.6	U		< 3.7	U		< 2.9	U		< 2.6	U		1.6	J	
VMP-12	25	VMP-12-25-012623	1/26/2023	< 11	U		16			1100			< 3.1	U		< 1.7	U		< 1.4	U		< 1.2	U		0.42	J	
VMP-12	39	VMP-12-39-050422	5/4/2022	< 110	U		1500			6100			26	J		< 18	U		< 14	U		< 13	U		4.2	J	
VMP-12	39	VMP-12-39-080122	8/1/2022	< 50	U		1600			7300			< 14	U		< 7.9	U		< 6.3	U		< 5.8	U		< 5.8	U	
VMP-12	39	VMP-12-39-111022	11/10/2022	< 93	U		540			7000			5.7	J		< 15	U		< 12	U		< 11	U		< 11	U	
VMP-12	39	VMP-12-39-012623	1/26/2023	< 45	U		34			4600			< 13	U		< 7.2	U		< 5.7	U		< 5.2	U		< 5.2	U	
VMP-13	5	VMP-13-5-042922	4/29/2022	< 0.046	U		< 0.0038	U		< 0.013	U		0.019			< 0.0072	U		< 0.0058	U		< 0.0052	U		< 0.0053	U	
VMP-13	5	VMP-13-5-072722	7/27/2022	< 0.046	U		< 0.0038	U		< 0.013	U		0.0044	J		0.0056	J		< 0.0058	U		< 0.0053	U		< 0.0053	U	
VMP-13	5	VMP-13-5-110922	11/9/2022	< 0.049	U		0.0067			< 0.013	U		0.0056	J		< 0.0077	U		0.0022	J		< 0.0056	U		< 0.0056	U	
VMP-13	5	VMP-13-5-011923	1/19/2023	< 0.044	U		< 0.0036	U		< 0.012	U		< 0.01	U		< 0.0070	U		< 0.0055	U		< 0.0051	U		< 0.0051	U	

TABLE 6
HISTORICAL SUMMARY OF SOIL VAPOR ANALYTICAL DETECTIONS AND SCREENING RESULTS: PUBLIC WORKS YARD AND WRR - VOCS

Location	Depth	Sample ID	Sample Date	Hexachlorobutadiene			Hexane			Isopentane			2-Propanol			Tetrachloroethene			Trichloroethene			1,2,4-Trimethylbenzene			1,3,5-Trimethylbenzene		
																4			12								
				Result (mg/m3)	Lab Quals	AECOM Quals	Result (mg/m3)	Lab Quals	AECOM Quals	Result (mg/m3)	Lab Quals	AECOM Quals	Result (mg/m3)	Lab Quals	AECOM Quals	Result (mg/m3)	Lab Quals	AECOM Quals	Result (mg/m3)	Lab Quals	AECOM Quals	Result (mg/m3)	Lab Quals	AECOM Quals	Result (mg/m3)	Lab Quals	AECOM Quals
VMP-13	10.5	VMP-13-10.5-042922	4/29/2022	< 0.045	U		< 0.0037	U		< 0.012	U		0.0040	J		< 0.0072	U		< 0.0057	U		< 0.0052	U		< 0.0052	U	
VMP-13	10.5	VMP-13-10.5-072722	7/27/2022	< 0.045	U		< 0.0038	U		< 0.012	U		< 0.01	U		< 0.0072	U		< 0.0057	U		< 0.0052	U		< 0.0052	U	
VMP-13	10.5	VMP-13-10.5-110922	11/9/2022	< 0.047	U		< 0.0038	U		< 0.013	U		< 0.011	U		< 0.0074	U		< 0.0059	U		< 0.0054	U		< 0.0054	U	
VMP-13	10.5	VMP-13-10.5-011923	1/19/2023	< 0.044	U		0.0019	J		< 0.012	U		< 0.01	U		0.0020	J		< 0.0055	U		< 0.0051	U		< 0.0051	U	
VMP-13	21.5	VMP-13-21.5-042922	4/29/2022	< 0.045	U		0.0019	J		< 0.012	U		0.032			0.0037	J		< 0.0057	U		< 0.0052	U		< 0.0052	U	
VMP-13	21.5	VMP-13-21.5-072722	7/27/2022	< 0.047	U		0.0060			0.025			< 0.011	U		0.0034	J		0.0096			0.0083			0.0050	J	
VMP-13	21.5	VMP-13-21.5-110922	11/9/2022	< 0.048	U		< 0.0040	U		< 0.013	U		0.019			0.0037	J		0.014			< 0.0056	U		< 0.0056	U	
VMP-13	21.5	VMP-13-21.5-011923	1/19/2023	< 0.045	U		< 0.0037	U		< 0.012	U		< 0.01	U		0.0025	J		< 0.0056	U		< 0.0052	U		< 0.0052	U	
VMP-13	29.5	VMP-13-29.5-050222	5/2/2022	< 0.046	U		< 0.0038	U		< 0.013	U		0.0082	J		< 0.0074	U		< 0.0058	U		< 0.0053	U		< 0.0053	U	
VMP-13	29.5	VMP-13-29.5-110922	11/9/2022	< 0.049	U		< 0.0040	U		< 0.014	U		< 0.011	U		< 0.0078	U		< 0.0062	U		< 0.0056	U		< 0.0056	U	
VMP-13	29.5	VMP-13-29.5-011923	1/19/2023	0.031	J		< 0.0036	U		< 0.012	U		< 0.0099	U		0.0025	J		< 0.0054	U		< 0.0050	U		< 0.0050	U	
VMP-14	5	VMP-14-5-050322	5/3/2022	< 0.048	U		0.0038	J		< 0.013	U		0.022			< 0.0077	U		< 0.0061	U		< 0.0056	U		< 0.0056	U	
VMP-14	5	VMP-14-5-072722	7/27/2022	< 0.044	U		< 0.0036	U		< 0.012	U		0.0035	J		< 0.0070	U		0.0025	J		< 0.0051	U		< 0.0051	U	
VMP-14	5	VMP-14-5-110922	11/9/2022	< 0.048	U		< 0.0039	U		< 0.013	U		0.0059	J		< 0.0076	U		0.0015	J		< 0.0055	U		< 0.0055	U	
VMP-14	5	VMP-14-5-011923	1/19/2023	< 0.041	U		< 0.0034	U		< 0.011	U		< 0.0094	U		< 0.0065	U		< 0.0051	U		< 0.0047	U		< 0.0047	U	
VMP-14	11.5	VMP-14-11.5-050322	5/3/2022	< 0.047	U		< 0.0039	U		< 0.013	U		0.0055	J		< 0.0075	U		< 0.0059	U		< 0.0054	U		< 0.0054	U	
VMP-14	11.5	VMP-14-11.5-072722	7/27/2022	< 0.044	U		< 0.0036	U		< 0.012	U		< 0.01	U		< 0.0070	U		< 0.0055	U		< 0.0051	U		< 0.0051	U	
VMP-14	11.5	VMP-14-11.5-072722-DUP	7/27/2022	< 0.044	U		< 0.0036	U		< 0.012	U		0.0056	J		< 0.0069	U		< 0.0055	U		< 0.0050	U		< 0.0050	U	
VMP-14	11.5	VMP-14-11.5-110922	11/9/2022	< 0.047	U		< 0.0039	U		< 0.013	U		< 0.011	U		< 0.0075	U		< 0.0059	U		< 0.0054	U		< 0.0054	U	
VMP-14	11.5	VMP-14-11.5-110922-DUP	11/9/2022	< 0.046	U		0.0023	J		< 0.013	U		0.0070	J		< 0.0072	U		< 0.0058	U		< 0.0052	U		< 0.0053	U	
VMP-14	11.5	VMP-14-11.5-011923	1/19/2023	< 0.041	U		0.0025	J		< 0.011	U		< 0.0094	U		< 0.0065	U		< 0.0052	U		< 0.0047	U		< 0.0047	U	
VMP-14	20	VMP-14-20-050322	5/3/2022	< 0.048	U		< 0.0039	U		< 0.013	U		0.0092	J		< 0.0076	U		< 0.0060	U		< 0.0055	U		< 0.0055	U	
VMP-14	20	VMP-14-20-050322-DUP	5/3/2022	< 0.046	U		< 0.0038	U		< 0.013	U		0.014			< 0.0073	U		< 0.0058	U		< 0.0053	U		< 0.0053	U	
VMP-14	20	VMP-14-20-072722	7/27/2022	< 0.048	U		0.0044			< 0.013	U		0.0043	J		< 0.0077	U		< 0.0061	U		< 0.0056	U		< 0.0056	U	
VMP-14	20	VMP-14-20-110922	11/9/2022	< 0.045	U		< 0.0038	U		< 0.012	U		0.0099	J		< 0.0072	U		< 0.0057	U		< 0.0052	U		< 0.0052	U	
VMP-14	20	VMP-14-20-011923	1/19/2023	< 0.042	U		< 0.0035	U		< 0.012	U		0.0036	J		< 0.0067	U		< 0.0053	U		< 0.0049	U		< 0.0049	U	
VMP-14	20	VMP-14-20-011923-DUP	1/19/2023	< 0.043	U		< 0.0036	U		< 0.012	U		< 0.0099	U		< 0.0068	U		< 0.0054	U		< 0.0050	U		< 0.0050	U	
VMP-14	29	VMP-14-29-050322	5/3/2022	< 0.054	U		< 0.0044	U		< 0.015	U		0.016			0.0027	J		< 0.0068	U		< 0.0062	U		< 0.0062	U	
VMP-14	29	VMP-14-29-072722	7/27/2022	< 0.049	U		< 0.0040	U		< 0.014	U		0.0039	J		< 0.0078	U		< 0.0062	U		< 0.0056	U		< 0.0056	U	
VMP-14	29	VMP-14-29-110922	11/9/2022	< 0.05	U		< 0.0041	U		< 0.014	U		0.0062	J		< 0.0079	U		< 0.0063	U		< 0.0057	U		< 0.0057	U	
VMP-14	29	VMP-14-29-011923	1/19/2023	< 0.043	U		< 0.0036	U		< 0.012	U		< 0.01	U		< 0.0069	U		< 0.0054	U		< 0.0050	U		< 0.0050	U	
VMP-15	5	VMP-15-5-050322	5/3/2022	< 0.049	U		0.0026	J		< 0.014	U		0.021			0.0079			< 0.0062	U		< 0.0056	U		< 0.0056	U	
VMP-15	5	VMP-15-5-072822	7/28/2022	< 0.046	U		0.0019	J		< 0.013	U		< 0.011	U		< 0.0073	U		< 0.0058	U		< 0.0053	U		< 0.0053	U	
VMP-15	5	VMP-15-5-110922	11/9/2022	< 0.046	U		< 0.0038	U		< 0.013	U		0.0043	J		< 0.0072	U		< 0.0058	U		< 0.0052	U		< 0.0053	U	
VMP-15	5	VMP-15-5-012423	1/24/2023	< 0.043	U		< 0.0036	U		< 0.012	U		< 0.0099	U		< 0.0068	U		< 0.0054	U		< 0.0050	U		< 0.0050	U	
VMP-15	21.5	VMP-15-21.5-050322	5/3/2022	< 0.045	U		< 0.0038	U		< 0.012	U		0.0070	J		< 0.0072	U		< 0.0057	U		< 0.0052	U		< 0.0052	U	
VMP-15	21.5	VMP-15-21.5-072822	7/28/2022	< 0.048	U		0.0015	J		< 0.013	U		0.0050	J		0.0024	J		0.0036	J		< 0.0056	U		< 0.0056	U	
VMP-15	21.5	VMP-15-21.5-072822-DUP	7/28/2022	< 0.047	U		< 0.0039	U		< 0.013	U		0.0065	J		< 0.0075	U		0.0049	J		< 0.0054	U		< 0.0054	U	
VMP-15	21.5	VMP-15-21.5-110922	11/9/2022	< 0.048	U		< 0.0040	U		< 0.013	U		< 0.011	U		< 0.0076	U		< 0.0060	U		< 0.0055	U		< 0.0055	U	
VMP-15	21.5	VMP-15-21.5-012423	1/24/2023	< 0.043	U		< 0.0036	U		< 0.012	U		< 0.0099	U		< 0.0068	U		< 0.0054	U		< 0.0050	U		< 0.0050	U	
VMP-15	25.5	VMP-15-25.5-050322	5/3/2022	< 0.044	U		< 0.0037	U		0.032			0.014			< 0.0071	U		< 0.0056	U		< 0.0051	U		< 0.0051	U	
VMP-15	25.5	VMP-15-25.5-072822	7/28/2022	< 0.048	U		< 0.0040	U		0.023			< 0.011	U		0.0026	J		< 0.0061	U		< 0.0056	U		< 0.0056	U	
VMP-15	25.5	VMP-15-25.5-110922	11/9/2022	< 0.046	U		< 0.0038	U		< 0.013	U		< 0.011	U		< 0.0073	U		< 0.0058	U		< 0.0053	U		< 0.0053	U	
VMP-15	25.5	VMP-15-25.5-012423	1/24/2023	< 0.044	U		< 0.0036	U		< 0.012	U		< 0.01	U		< 0.0070	U		< 0.0055	U		< 0.0051	U		< 0.0051	U	
VMP-15	29	VMP-15-29-050322	5/3/2022	< 0.044	U		< 0.0036	U		0.012			0.0058	J		< 0.0070	U		< 0.0056	U		< 0.0051	U		< 0.0051	U	
VMP-15	29	VMP-15-29-110922	11/9/2022	< 0.044	U		< 0.0036	U		< 0.012	U		< 0.01	U		< 0.0070	U		< 0.0056	U		< 0.0051	U		< 0.0051	U	
VMP-15	29	VMP-15-29-012423	1/24/2023	< 0.045	U		< 0.0037	U		< 0.012	U		< 0.01	U		0.0015	J		< 0.0056	U		< 0.0052	U		< 0.0052	U	
VMP-16	5	VMP-16-5-050422	5/4/2022	< 0.044	U		0.0054			0.013			0.0085	J		0.0028	J		< 0.0055	U		< 0.0051	U		< 0.0051	U	
VMP-16	5	VMP-16-5-080122	8/1/2022	< 0.046	U		< 0.0038	U		< 0.013	U		0.0037	J		0.01			< 0.0058	U		< 0.0052	U		< 0.0053	U	
VMP-16	5	VMP-16-5-111022	11/10/2022	< 0.044	U		0.0016	J		< 0.012	U		< 0.01	U		0.0041	J		< 0.0056	U		< 0.0051	U		< 0.0051	U	
VMP-16	5	VMP-16-5-012623	1/26/2023	< 0.04	U		< 0.0033	U		< 0.011	U		< 0.0092	U		< 0.0064	U		< 0.0050	U		< 0.0046	U		< 0.0046	U	
VMP-16	13.5	VMP-16-13.5-050422	5/4/2022	< 35	U		87			360			23			< 5.6	U		< 4.4	U		< 4	U		< 4	U	
VMP-16	13.5	VMP-16-13.5-080122	8/1/2022	< 24	U		630			3300			< 6.9	U		< 3.8	U		< 3	U		< 2.8	U		< 2.8	U	
VMP-16	13.5	VMP-16-13.5-111022	11/10/2022	< 23	U		260			1500			2.1	J		< 3.6	U		< 2.8	U		< 2.6	U		< 2.6	U	
VMP-16	13.5	VMP-16-13.5-012623	1/26/2023	< 42	U		180			2600			< 12	U		< 6.6	U		< 5.2	U		< 4.8	U		< 4.8	U	

TABLE 6
HISTORICAL SUMMARY OF SOIL VAPOR ANALYTICAL DETECTIONS AND SCREENING RESULTS: PUBLIC WORKS YARD AND WRR - VOCS

Location	Depth	Sample ID	Sample Date	Hexachlorobutadiene			Hexane			Isopentane			2-Propanol			Tetrachloroethene			Trichloroethene			1,2,4-Trimethylbenzene			1,3,5-Trimethylbenzene		
																4			12								
				Result (mg/m3)	Lab Quals	AECOM Quals	Result (mg/m3)	Lab Quals	AECOM Quals	Result (mg/m3)	Lab Quals	AECOM Quals	Result (mg/m3)	Lab Quals	AECOM Quals	Result (mg/m3)	Lab Quals	AECOM Quals	Result (mg/m3)	Lab Quals	AECOM Quals	Result (mg/m3)	Lab Quals	AECOM Quals	Result (mg/m3)	Lab Quals	AECOM Quals
VMP-16	19	VMP-16-19-050422	5/4/2022	< 92	U		480			1300			23			< 14	U		< 12	U		< 10	U		< 10	U	
VMP-16	19	VMP-16-19-080122	8/1/2022	< 32	U		800			2600			< 9.3	U		< 5.1	U		< 4	U		0.96	J		< 3.7	U	
VMP-16	19	VMP-16-19-111022	11/10/2022	< 23	U		530			1900			1.9	J		< 3.7	U		< 2.9	U		< 2.6	U		< 2.6	U	
VMP-16	19	VMP-16-19-012623	1/26/2023	< 44	U		330			3000			< 13	U		< 7	U		< 5.6	U		< 5.1	U		1.5	J	
VMP-16	31	VMP-16-31-050422	5/4/2022	< 120	U		3100			2500			20	J		< 18	U		< 15	U		23			16		
VMP-16	31	VMP-16-31-080122	8/1/2022	< 46	U		4100			4100			< 13	U		< 7.4	U		< 5.8	U		12			11		
VMP-16	31	VMP-16-31-111022	11/10/2022	< 22	U		2800			2900			1.8	J		< 3.6	U		< 2.8	U		12			7.8		
VMP-16	31	VMP-16-31-012623	1/26/2023	< 80	U		2600			4000			< 23	U		< 13	U		< 10	U		3.5	J		< 9.2	U	
VMP-17	5	VMP-17-5-042722	4/27/2022	< 0.047	U		< 0.0038	U		< 0.013	U		0.013			< 0.0074	U		< 0.0059	U		< 0.0054	U		< 0.0054	U	
VMP-17	5	VMP-17-5-072522	7/25/2022	< 0.048	U		< 0.0040	U		< 0.013	U		< 0.011	U		< 0.0077	U		< 0.0061	U		< 0.0056	U		< 0.0056	U	
VMP-17	5	VMP-17-5-111022	11/10/2022	< 0.048	U		< 0.0039	U		< 0.013	U		< 0.011	U		< 0.0076	U		< 0.0060	U		< 0.0055	U		< 0.0055	U	
VMP-17	5	VMP-17-5-111022-DUP	11/10/2022	< 0.045	U		< 0.0038	U		< 0.012	U		< 0.01	U		< 0.0072	U		< 0.0057	U		< 0.0052	U		< 0.0052	U	
VMP-17	5	VMP-17-5-012723	1/27/2023	< 0.043	U		< 0.0035	U		< 0.012	U		< 0.0098	U		< 0.0068	U		< 0.0054	U		< 0.0049	U		< 0.0049	U	
VMP-17	5	VMP-17-5-012723-DUP	1/27/2023	< 0.044	U		< 0.0036	U		< 0.012	U		< 0.01	U		< 0.0070	U		< 0.0056	U		< 0.0051	U		< 0.0051	U	
VMP-25	5	VMP-25-5-050322	5/3/2022	< 46	U		97			580			21			< 7.3	U		< 5.8	U		< 5.3	U		< 5.3	U	
VMP-25	5	VMP-25-5-050322-DUP	5/3/2022	< 47	U		96			590			22			< 7.5	U		< 6	U		< 5.4	U		< 5.4	U	
VMP-25	5	VMP-25-5-062422-R	6/24/2022	< 1.5	U		0.22			1.4			0.78			< 0.24	U		< 0.19	U		< 0.18	U		< 0.18	U	
VMP-25	5	VMP-25-5-072722	7/27/2022	< 0.18	U		0.068			1.2			< 0.04	U		< 0.028	U		< 0.022	U		< 0.02	U		0.0073	J	
VMP-25	5	VMP-25-5-110222	11/2/2022	< 0.26	U		0.11			2.8			< 0.06	U		< 0.042	U		< 0.033	U		< 0.03	U		< 0.03	U	
VMP-25	5	VMP-25-5-110222-DUP	11/2/2022	< 0.25	U		0.11		J	2.8		J	< 0.058	U		< 0.04	U		< 0.032	U		< 0.029	U		< 0.029	U	
VMP-25	5	VMP-25-5-012423	1/24/2023	< 0.87	U		3.9		J	87			< 0.25	U		< 0.14	U		< 0.11	U		< 0.1	U		< 0.1	U	
VMP-25	5	VMP-25-5-012423-DUP	1/24/2023	< 0.9	U		5		J	93			< 0.26	U		< 0.14	U		< 0.11	U		< 0.1	U		< 0.1	U	
VMP-29	10	VMP-29-10-050322	5/3/2022	< 0.048	U		< 0.0040	U		< 0.013	U		0.013			< 0.0077	U		< 0.0061	U		< 0.0056	U		< 0.0056	U	
VMP-29	10	VMP-29-10-072722	7/27/2022	< 0.046	U		< 0.0038	U		< 0.013	U		0.0043	J		< 0.0073	U		< 0.0058	U		< 0.0053	U		< 0.0053	U	
VMP-29	10	VMP-29-10-110922	11/9/2022	< 0.045	U		< 0.0037	U		< 0.012	U		0.022		J	0.0017	J		0.0031	J		< 0.0052	U		< 0.0052	U	
VMP-29	10	VMP-29-10-110922-DUP	11/9/2022	< 0.05	U		< 0.0041	U		< 0.014	U		< 0.012	U	UJ	< 0.0079	U		< 0.0063	U		< 0.0058	U		< 0.0058	U	
VMP-29	18	VMP-29-18-050322	5/3/2022	< 0.046	U		0.0016	J		< 0.013	U		0.01	J		< 0.0074	U		< 0.0058	U		< 0.0054	U		< 0.0054	U	
VMP-29	18	VMP-29-18-072722	7/27/2022	< 0.044	U		< 0.0036	U		< 0.012	U		0.0089	J		< 0.0070	U		< 0.0055	U		< 0.0051	U		< 0.0051	U	
VMP-29	18	VMP-29-18-072722-DUP	7/27/2022	< 0.049	U		< 0.0040	U		< 0.013	U		0.01	J		< 0.0077	U		< 0.0061	U		< 0.0056	U		< 0.0056	U	
VMP-29	18	VMP-29-18-110922	11/9/2022	< 0.05	U		< 0.0042	U		< 0.014	U		0.0073	J		0.021			< 0.0063	U		< 0.0058	U		< 0.0058	U	
VMP-29	26	VMP-29-26-050322	5/3/2022	< 0.045	U		< 0.0038	U		< 0.012	U		0.0099	J		< 0.0072	U		< 0.0057	U		< 0.0052	U		< 0.0052	U	
VMP-29	26	VMP-29-26-072722	7/27/2022	< 0.044	U		< 0.0037	U		< 0.012	U		0.0058	J		0.051			< 0.0056	U		< 0.0051	U		< 0.0051	U	
VMP-29	26	VMP-29-26-110922	11/9/2022	< 0.048	U		< 0.0039	U		< 0.013	U		< 0.011	U		< 0.0076	U		< 0.0060	U		< 0.0055	U		< 0.0055	U	
VMP-30	10	VMP-30-10-050322	5/3/2022	< 0.055	U		< 0.0045	U		< 0.015	U		0.021			< 0.0087	U		< 0.0069	U		< 0.0063	U		< 0.0063	U	
VMP-30	10	VMP-30-10-072722	7/27/2022	< 0.046	U		< 0.0038	U		< 0.013	U		0.017			0.0056	J		< 0.0058	U		< 0.0052	U		< 0.0053	U	
VMP-30	10	VMP-30-10-110922	11/9/2022	< 0.048	U		< 0.0040	U		< 0.013	U		0.0062	J		0.0024	J		< 0.0060	U		< 0.0055	U		< 0.0055	U	
VMP-30	18	VMP-30-18-050322	5/3/2022	< 0.046	U		0.0014	J		< 0.013	U		0.014			< 0.0074	U		< 0.0058	U		< 0.0053	U		< 0.0053	U	
VMP-30	18	VMP-30-18-072722	7/27/2022	< 0.045	U		0.0018	J		< 0.012	U		0.0085	J		0.0037	J		< 0.0057	U		< 0.0052	U		< 0.0052	U	
VMP-30	18	VMP-30-18-110922	11/9/2022	< 0.046	U		0.0060			0.015			0.0052	J		0.0015	J		< 0.0058	U		< 0.0052	U		< 0.0053	U	
VMP-30	26	VMP-30-26-050322	5/3/2022	< 0.045	U		< 0.0037	U		< 0.012	U		0.0092	J		< 0.0072	U		< 0.0057	U		< 0.0052	U		< 0.0052	U	
VMP-30	26	VMP-30-26-072722	7/27/2022	< 0.045	U		< 0.0037	U		< 0.012	U		0.0048	J		< 0.0072	U		< 0.0057	U		< 0.0052	U		< 0.0052	U	
VMP-30	26	VMP-30-26-110922	11/9/2022	< 0.048	U		< 0.0040	U		< 0.013	U		0.0047	J		0.0031	J		< 0.0061	U		< 0.0056	U		< 0.0056	U	

TABLE 6
HISTORICAL SUMMARY OF SOIL VAPOR ANALYTICAL DETECTIONS AND SCREENING RESULTS: PUBLIC WORKS YARD AND WRR - VOCS

Location	Depth	Sample ID	Sample Date	Hexachlorobutadiene			Hexane			Isopentane			2-Propanol			Tetrachloroethene			Trichloroethene			1,2,4-Trimethylbenzene			1,3,5-Trimethylbenzene		
																4			12								
				Result (mg/m3)	Lab Quals	AECOM Quals	Result (mg/m3)	Lab Quals	AECOM Quals	Result (mg/m3)	Lab Quals	AECOM Quals	Result (mg/m3)	Lab Quals	AECOM Quals	Result (mg/m3)	Lab Quals	AECOM Quals	Result (mg/m3)	Lab Quals	AECOM Quals	Result (mg/m3)	Lab Quals	AECOM Quals	Result (mg/m3)	Lab Quals	AECOM Quals
VMP-41	10	VMP-41-10-042922	4/29/2022	< 0.045	U		< 0.0037	U		< 0.012	U		0.02			< 0.0072	U		< 0.0057	U		< 0.0052	U		< 0.0052	U	
VMP-41	10	VMP-41-10-042922-DUP	4/29/2022	< 0.044	U		< 0.0036	U		< 0.012	U		0.0072	J		< 0.0070	U		< 0.0055	U		< 0.0051	U		< 0.0051	U	
VMP-41	10	VMP-41-10-072722	7/27/2022	< 0.047	U		0.0017	J		< 0.013	U		0.0038	J		< 0.0075	U		0.0072			< 0.0054	U		< 0.0054	U	
VMP-41	10	VMP-41-10-110922	11/9/2022	< 0.047	U		0.017			< 0.013	U		0.016			< 0.0075	U		< 0.0059	U		< 0.0054	U		< 0.0054	U	
VMP-41	10	VMP-41-10-011923	1/19/2023	< 0.044	U		< 0.0036	U		< 0.012	U		< 0.01	U		< 0.0070	U		< 0.0055	U		< 0.0051	U		< 0.0051	U	
VMP-41	20	VMP-41-20-042922	4/29/2022	< 0.046	U		< 0.0038	U		< 0.013	U		0.0095	J		< 0.0073	U		< 0.0058	U		< 0.0053	U		< 0.0053	U	
VMP-41	20	VMP-41-20-072722	7/27/2022	< 0.047	U		< 0.0039	U		< 0.013	U		0.0063	J		< 0.0075	U		< 0.0060	U		< 0.0054	U		< 0.0054	U	
VMP-41	20	VMP-41-20-110922	11/9/2022	< 0.046	U		< 0.0038	U		< 0.013	U		0.0042	J		< 0.0074	U		< 0.0058	U		< 0.0053	U		< 0.0053	U	
VMP-41	20	VMP-41-20-011923	1/19/2023	< 0.043	U		< 0.0036	U		< 0.012	U		< 0.0099	U		< 0.0068	U		< 0.0054	U		< 0.0050	U		< 0.0050	U	
VMP-41	26	VMP-41-26-042922	4/29/2022	< 0.046	U		< 0.0038	U		< 0.013	U		0.013			< 0.0073	U		< 0.0058	U		< 0.0053	U		< 0.0053	U	
VMP-41	26	VMP-41-26-072722	7/27/2022	< 0.048	U		< 0.0040	U		< 0.013	U		< 0.011	U		< 0.0077	U		< 0.0061	U		< 0.0056	U		< 0.0056	U	
VMP-41	26	VMP-41-26-110922	11/9/2022	< 0.048	U		< 0.0039	U		< 0.013	U		0.017			< 0.0076	U		< 0.0060	U		< 0.0055	U		< 0.0055	U	
VMP-41	26	VMP-41-26-011923	1/19/2023	< 0.043	U		< 0.0036	U		< 0.012	U		< 0.0099	U		< 0.0068	U		< 0.0054	U		< 0.0050	U		< 0.0050	U	
VMP-41	26	VMP-41-26-011923-DUP	1/19/2023	< 0.044	U		< 0.0036	U		< 0.012	U		< 0.01	U		< 0.0070	U		< 0.0055	U		< 0.0051	U		< 0.0051	U	
VMP-55	20	VMP-55-20-050322	5/3/2022	< 22	U		110			2400			< 6.3	U		< 3.4	U		< 2.7	U		< 2.5	U		< 2.5	U	
VMP-55	20	VMP-55-20-072822	7/28/2022	< 1.3	U		< 0.11	U		9.6			0.22	J		< 0.21	U		< 0.16	U		< 0.15	U		< 0.15	U	
VMP-55	20	VMP-55-20-110922	11/9/2022	< 31	U		< 2.6	U		490			13			< 5	U		< 3.9	U		< 3.6	U		< 3.6	U	
VMP-55	20	VMP-55-20-012423	1/24/2023	< 22	U		10			1900			< 6.2	U		< 3.4	U		< 2.7	U		< 2.5	U		< 2.5	U	

TABLE 6
HISTORICAL SUMMARY OF SOIL VAPOR ANALYTICAL DETECTIONS AND SCREENING RESULTS: PUBLIC WORKS YARD AND WRR - VOCS

Location	Depth	Sample ID	Sample Date	2,2,4-Trimethylpentane			Vinyl Chloride			m,p-Xylene			o-Xylene		
							4.8			580			790		
				Result (mg/m3)	Lab Quals	AECOM Quals	Result (mg/m3)	Lab Quals	AECOM Quals	Result (mg/m3)	Lab Quals	AECOM Quals	Result (mg/m3)	Lab Quals	AECOM Quals
VMP-10	5	VMP-10-5-042922	4/29/2022	< 0.0050	U		< 0.0027	U		< 0.0046	U		< 0.0046	U	
VMP-10	5	VMP-10-5-072722	7/27/2022	< 0.0052	U		< 0.0029	U		< 0.0049	U		< 0.0049	U	
VMP-10	5	VMP-10-5-110922	11/9/2022	< 0.0058	U		< 0.0032	U		< 0.0054	U		< 0.0054	U	
VMP-10	5	VMP-10-5-110922-DUP	11/9/2022	< 0.0051	U		< 0.0028	U		< 0.0047	U		< 0.0047	U	
VMP-10	5	VMP-10-5-011923	1/19/2023	< 0.0048	U		< 0.0026	U		< 0.0045	U		< 0.0045	U	
VMP-10	10	VMP-10-10-042922	4/29/2022	< 0.0050	U		< 0.0028	U		< 0.0047	U		< 0.0047	U	
VMP-10	10	VMP-10-10-072722	7/27/2022	< 0.0053	U		< 0.0029	U		< 0.0049	U		< 0.0049	U	
VMP-10	10	VMP-10-10-110922	11/9/2022	< 0.0054	U		< 0.0029	U		< 0.0050	U		< 0.0050	U	
VMP-10	10	VMP-10-10-011923	1/19/2023	< 0.0046	U		< 0.0025	U		< 0.0043	U		< 0.0043	U	
VMP-10	20	VMP-10-20-042922	4/29/2022	< 0.0048	U		< 0.0026	U		< 0.0045	U		< 0.0045	U	
VMP-10	20	VMP-10-20-072722	7/27/2022	< 0.0052	U		< 0.0029	U		< 0.0049	U		< 0.0049	U	
VMP-10	20	VMP-10-20-110922	11/9/2022	0.0020	J		< 0.0030	U		< 0.0052	U		< 0.0052	U	
VMP-10	20	VMP-10-20-011923	1/19/2023	< 0.0046	U		< 0.0025	U		< 0.0043	U		< 0.0043	U	
VMP-10	30	VMP-10-30-042922	4/29/2022	< 0.0049	U		< 0.0027	U		< 0.0045	U		< 0.0045	U	
VMP-10	30	VMP-10-30-072722	7/27/2022	< 0.0051	U		< 0.0028	U		< 0.0048	U		< 0.0048	U	
VMP-10	30	VMP-10-30-110922	11/9/2022	< 0.0054	U		< 0.0030	U		< 0.0050	U		< 0.0050	U	
VMP-10	30	VMP-10-30-011923	1/19/2023	< 0.0050	U		< 0.0027	U		< 0.0046	U		< 0.0046	U	
VMP-11	5	VMP-11-5-050422	5/4/2022	0.097			< 0.0026	U		0.022			0.0056		
VMP-11	5	VMP-11-5-072822	7/28/2022	0.0052	J		< 0.0030	U		< 0.0051	U		< 0.0051	U	
VMP-11	5	VMP-11-5-111122	11/11/2022	< 0.0050	U		< 0.0027	U		< 0.0046	U		< 0.0046	U	
VMP-11	5	VMP-11-5-011823	1/18/2023	0.0036	J		< 0.0026	U		< 0.0044	U		< 0.0044	U	
VMP-11	8	VMP-11-8-050422	5/4/2022	< 0.0050	U		< 0.0027	U		< 0.0046	U		< 0.0046	U	
VMP-11	8	VMP-11-8-072822	7/28/2022	< 0.0050	U		< 0.0028	U		< 0.0047	U		< 0.0047	U	
VMP-11	8	VMP-11-8-111122	11/11/2022	0.0023	J		< 0.0026	U		< 0.0045	U		< 0.0045	U	
VMP-11	8	VMP-11-8-011823	1/18/2023	< 0.0047	U		< 0.0026	U		< 0.0044	U		< 0.0044	U	
VMP-11	29	VMP-11-29-050422	5/4/2022	< 0.0048	U		< 0.0026	U		< 0.0045	U		< 0.0045	U	
VMP-11	29	VMP-11-29-072822	7/28/2022	0.0070			< 0.0027	U		< 0.0046	U		< 0.0046	U	
VMP-11	29	VMP-11-29-111122	11/11/2022	< 0.0047	U		< 0.0026	U		< 0.0044	U		< 0.0044	U	
VMP-11	29	VMP-11-29-011823	1/18/2023	< 0.0049	U		< 0.0027	U		< 0.0046	U		< 0.0046	U	
VMP-11	38	VMP-11-38-050422	5/4/2022	0.016			< 0.0027	U		0.0079			0.0032	J	
VMP-11	38	VMP-11-38-072822	7/28/2022	< 0.0054	U		< 0.0030	U		< 0.0050	U		< 0.0050	U	
VMP-11	38	VMP-11-38-111122	11/11/2022	< 0.0049	U		< 0.0027	U		< 0.0046	U		< 0.0046	U	
VMP-11	38	VMP-11-38-011823	1/18/2023	< 0.0045	U		< 0.0025	U		< 0.0042	U		< 0.0042	U	
VMP-11	38	VMP-11-38-011823-DUP	1/18/2023	< 0.0047	U		< 0.0026	U		< 0.0044	U		< 0.0044	U	
VMP-12	5	VMP-12-5-050422	5/4/2022	0.0017	J		< 0.0027	U		< 0.0046	U		< 0.0046	U	
VMP-12	5	VMP-12-5-050422-DUP	5/4/2022	< 0.0049	U		< 0.0027	U		< 0.0046	U		< 0.0046	U	
VMP-12	5	VMP-12-5-080122	8/1/2022	< 0.0053	U		< 0.0029	U		0.0034	J		0.0016	J	
VMP-12	5	VMP-12-5-080122-DUP	8/1/2022	< 0.0051	U		< 0.0028	U		< 0.0048	U		< 0.0048	U	
VMP-12	5	VMP-12-5-111022	11/10/2022	0.0016	J		< 0.0027	U		< 0.0046	U		< 0.0046	U	
VMP-12	5	VMP-12-5-012623	1/26/2023	< 0.0047	U		< 0.0026	U		< 0.0044	U		< 0.0044	U	
VMP-12	11.5	VMP-12-11.5-050422	5/4/2022	0.0019	J		< 0.0027	U		< 0.0046	U		< 0.0046	U	
VMP-12	11.5	VMP-12-11.5-080122	8/1/2022	< 0.0053	U		< 0.0029	U		< 0.0050	U		< 0.0050	U	
VMP-12	11.5	VMP-12-11.5-111022	11/10/2022	0.0081			< 0.0029	U		< 0.0049	U		< 0.0049	U	
VMP-12	11.5	VMP-12-11.5-012623	1/26/2023	< 0.0050	U		< 0.0027	U		< 0.0046	U		< 0.0046	U	
VMP-12	25	VMP-12-25-050422	5/4/2022	220			< 2.5	U		4.6		J	< 4.2	U	
VMP-12	25	VMP-12-25-080122	8/1/2022	460			< 1.4	U		3.2			< 2.4	U	
VMP-12	25	VMP-12-25-111022	11/10/2022	410			< 1.4	U		< 2.3	U		< 2.3	U	
VMP-12	25	VMP-12-25-012623	1/26/2023	170			< 0.64	U		< 1.1	U		< 1.1	U	
VMP-12	39	VMP-12-39-050422	5/4/2022	2100			< 6.8	U		19		J	4.3	J	
VMP-12	39	VMP-12-39-080122	8/1/2022	1400			< 3	U		< 5.1	U		< 5.1	U	
VMP-12	39	VMP-12-39-111022	11/10/2022	1600			< 5.6	U		< 9.5	U		< 9.5	U	
VMP-12	39	VMP-12-39-012623	1/26/2023	1300			< 2.7	U		7.4			1.5	J	
VMP-13	5	VMP-13-5-042922	4/29/2022	< 0.0050	U		< 0.0027	U		0.0018	J		< 0.0046	U	
VMP-13	5	VMP-13-5-072722	7/27/2022	< 0.0051	U		< 0.0028	U		< 0.0047	U		< 0.0047	U	
VMP-13	5	VMP-13-5-110922	11/9/2022	0.015			< 0.0029	U		0.0093			0.0022	J	
VMP-13	5	VMP-13-5-011923	1/19/2023	< 0.0048	U		< 0.0026	U		< 0.0045	U		< 0.0045	U	

TABLE 6
HISTORICAL SUMMARY OF SOIL VAPOR ANALYTICAL DETECTIONS AND SCREENING RESULTS: PUBLIC WORKS YARD AND WRR - VOCS

Location	Depth	Sample ID	Sample Date	2,2,4-Trimethylpentane			Vinyl Chloride			m,p-Xylene			o-Xylene		
							4.8			580			790		
				Result (mg/m3)	Lab Quals	AECOM Quals	Result (mg/m3)	Lab Quals	AECOM Quals	Result (mg/m3)	Lab Quals	AECOM Quals	Result (mg/m3)	Lab Quals	AECOM Quals
VMP-13	10.5	VMP-13-10.5-042922	4/29/2022	< 0.0050	U		< 0.0027	U		< 0.0046	U		< 0.0046	U	
VMP-13	10.5	VMP-13-10.5-072722	7/27/2022	< 0.0050	U		< 0.0027	U		< 0.0046	U		< 0.0046	U	
VMP-13	10.5	VMP-13-10.5-110922	11/9/2022	< 0.0051	U		< 0.0028	U		< 0.0048	U		< 0.0048	U	
VMP-13	10.5	VMP-13-10.5-011923	1/19/2023	0.0022	J		< 0.0026	U		< 0.0045	U		< 0.0045	U	
VMP-13	21.5	VMP-13-21.5-042922	4/29/2022	< 0.0050	U		< 0.0027	U		< 0.0046	U		< 0.0046	U	
VMP-13	21.5	VMP-13-21.5-072722	7/27/2022	0.0055			< 0.0028	U		0.0033	J		0.0023	J	
VMP-13	21.5	VMP-13-21.5-110922	11/9/2022	< 0.0053	U		< 0.0029	U		< 0.0049	U		< 0.0049	U	
VMP-13	21.5	VMP-13-21.5-011923	1/19/2023	< 0.0049	U		< 0.0027	U		< 0.0046	U		< 0.0046	U	
VMP-13	29.5	VMP-13-29.5-050222	5/2/2022	< 0.0051	U		< 0.0028	U		< 0.0047	U		< 0.0047	U	
VMP-13	29.5	VMP-13-29.5-110922	11/9/2022	< 0.0054	U		< 0.0029	U		< 0.0050	U		< 0.0050	U	
VMP-13	29.5	VMP-13-29.5-011923	1/19/2023	< 0.0047	U		< 0.0026	U		< 0.0044	U		< 0.0044	U	
VMP-14	5	VMP-14-5-050322	5/3/2022	0.012			< 0.0029	U		0.0040	J		< 0.0049	U	
VMP-14	5	VMP-14-5-072722	7/27/2022	< 0.0048	U		< 0.0026	U		< 0.0045	U		< 0.0045	U	
VMP-14	5	VMP-14-5-110922	11/9/2022	< 0.0052	U		< 0.0029	U		< 0.0049	U		< 0.0049	U	
VMP-14	5	VMP-14-5-011923	1/19/2023	0.0013	J		< 0.0024	U		< 0.0041	U		< 0.0041	U	
VMP-14	11.5	VMP-14-11.5-050322	5/3/2022	< 0.0052	U		< 0.0028	U		< 0.0048	U		< 0.0048	U	
VMP-14	11.5	VMP-14-11.5-072722	7/27/2022	< 0.0048	U		< 0.0026	U		< 0.0045	U		< 0.0045	U	
VMP-14	11.5	VMP-14-11.5-072722-DUP	7/27/2022	< 0.0048	U		< 0.0026	U		< 0.0044	U		< 0.0044	U	
VMP-14	11.5	VMP-14-11.5-110922	11/9/2022	< 0.0051	U		< 0.0028	U		< 0.0048	U		< 0.0048	U	
VMP-14	11.5	VMP-14-11.5-110922-DUP	11/9/2022	< 0.0050	U		< 0.0027	U		< 0.0046	U		< 0.0046	U	
VMP-14	11.5	VMP-14-11.5-011923	1/19/2023	0.0024	J		< 0.0024	U		0.0016	J		< 0.0042	U	
VMP-14	20	VMP-14-20-050322	5/3/2022	< 0.0052	U		< 0.0028	U		< 0.0048	U		< 0.0048	U	
VMP-14	20	VMP-14-20-050322-DUP	5/3/2022	< 0.0050	U		< 0.0027	U		< 0.0047	U		< 0.0047	U	
VMP-14	20	VMP-14-20-072722	7/27/2022	0.0089			< 0.0029	U		< 0.0049	U		< 0.0049	U	
VMP-14	20	VMP-14-20-110922	11/9/2022	< 0.0050	U		< 0.0027	U		< 0.0046	U		< 0.0046	U	
VMP-14	20	VMP-14-20-011923	1/19/2023	< 0.0046	U		< 0.0025	U		< 0.0043	U		< 0.0043	U	
VMP-14	20	VMP-14-20-011923-DUP	1/19/2023	< 0.0047	U		< 0.0026	U		< 0.0044	U		< 0.0044	U	
VMP-14	29	VMP-14-29-050322	5/3/2022	< 0.0059	U		< 0.0032	U		< 0.0055	U		< 0.0055	U	
VMP-14	29	VMP-14-29-072722	7/27/2022	0.0019	J		< 0.0029	U		< 0.0050	U		< 0.0050	U	
VMP-14	29	VMP-14-29-110922	11/9/2022	< 0.0054	U		< 0.0030	U		< 0.0050	U		< 0.0050	U	
VMP-14	29	VMP-14-29-011923	1/19/2023	0.0012	J		< 0.0026	U		< 0.0044	U		< 0.0044	U	
VMP-15	5	VMP-15-5-050322	5/3/2022	0.0020	J		< 0.0029	U		< 0.0050	U		< 0.0050	U	
VMP-15	5	VMP-15-5-072822	7/28/2022	0.0078			< 0.0028	U		< 0.0047	U		< 0.0047	U	
VMP-15	5	VMP-15-5-110922	11/9/2022	< 0.0050	U		< 0.0027	U		< 0.0046	U		< 0.0046	U	
VMP-15	5	VMP-15-5-012423	1/24/2023	< 0.0047	U		< 0.0026	U		< 0.0044	U		< 0.0044	U	
VMP-15	21.5	VMP-15-21.5-050322	5/3/2022	< 0.0050	U		< 0.0027	U		< 0.0046	U		< 0.0046	U	
VMP-15	21.5	VMP-15-21.5-072822	7/28/2022	0.0019	J		< 0.0029	U		< 0.0049	U		< 0.0049	U	
VMP-15	21.5	VMP-15-21.5-072822-DUP	7/28/2022	0.0019	J		< 0.0028	U		< 0.0048	U		< 0.0048	U	
VMP-15	21.5	VMP-15-21.5-110922	11/9/2022	< 0.0052	U		< 0.0029	U		< 0.0049	U		< 0.0049	U	
VMP-15	21.5	VMP-15-21.5-012423	1/24/2023	< 0.0047	U		< 0.0026	U		< 0.0044	U		< 0.0044	U	
VMP-15	25.5	VMP-15-25.5-050322	5/3/2022	1.8			< 0.0027	U		< 0.0045	U		< 0.0045	U	
VMP-15	25.5	VMP-15-25.5-072822	7/28/2022	0.75			< 0.0029	U		< 0.0049	U		< 0.0049	U	
VMP-15	25.5	VMP-15-25.5-110922	11/9/2022	< 0.0050	U		< 0.0028	U		< 0.0047	U		< 0.0047	U	
VMP-15	25.5	VMP-15-25.5-012423	1/24/2023	< 0.0048	U		< 0.0026	U		< 0.0045	U		< 0.0045	U	
VMP-15	29	VMP-15-29-050322	5/3/2022	< 0.0048	U		< 0.0026	U		< 0.0045	U		< 0.0045	U	
VMP-15	29	VMP-15-29-110922	11/9/2022	< 0.0048	U		< 0.0026	U		< 0.0045	U		< 0.0045	U	
VMP-15	29	VMP-15-29-012423	1/24/2023	< 0.0049	U		< 0.0027	U		< 0.0046	U		< 0.0046	U	
VMP-16	5	VMP-16-5-050422	5/4/2022	0.0033	J		< 0.0026	U		0.0042	J		< 0.0045	U	
VMP-16	5	VMP-16-5-080122	8/1/2022	0.0019	J		< 0.0027	U		< 0.0046	U		< 0.0046	U	
VMP-16	5	VMP-16-5-111022	11/10/2022	0.0017	J		< 0.0026	U		< 0.0045	U		< 0.0045	U	
VMP-16	5	VMP-16-5-012623	1/26/2023	0.0012	J		< 0.0024	U		< 0.0041	U		< 0.0041	U	
VMP-16	13.5	VMP-16-13.5-050422	5/4/2022	720			< 2.1	U		1.2	J	J	< 3.6	U	
VMP-16	13.5	VMP-16-13.5-080122	8/1/2022	2800			< 1.4	U		1.7	J		< 2.4	U	
VMP-16	13.5	VMP-16-13.5-111022	11/10/2022	1300			< 1.4	U		< 2.3	U		< 2.3	U	
VMP-16	13.5	VMP-16-13.5-012623	1/26/2023	1500			< 2.5	U		4.1	J		1.2	J	

TABLE 6
HISTORICAL SUMMARY OF SOIL VAPOR ANALYTICAL DETECTIONS AND SCREENING RESULTS: PUBLIC WORKS YARD AND WRR - VOCS

Location	Depth	Sample ID	Sample Date	2,2,4-Trimethylpentane			Vinyl Chloride			m,p-Xylene			o-Xylene		
							4.8			580			790		
				Result (mg/m3)	Lab Quals	AECOM Quals	Result (mg/m3)	Lab Quals	AECOM Quals	Result (mg/m3)	Lab Quals	AECOM Quals	Result (mg/m3)	Lab Quals	AECOM Quals
VMP-16	19	VMP-16-19-050422	5/4/2022	1400			< 5.5	U		< 9.3	U		< 9.3	U	
VMP-16	19	VMP-16-19-080122	8/1/2022	2000			< 1.9	U		5			< 3.3	U	
VMP-16	19	VMP-16-19-111022	11/10/2022	1800			< 1.4	U		2.3	J		< 2.3	U	
VMP-16	19	VMP-16-19-012623	1/26/2023	1900			< 2.6	U		2.7	J		0.91	J	
VMP-16	31	VMP-16-31-050422	5/4/2022	5000			< 7	U		390		J	84		
VMP-16	31	VMP-16-31-080122	8/1/2022	4600			< 2.8	U		310			21		
VMP-16	31	VMP-16-31-111022	11/10/2022	3900			< 1.3	U		180			1.8	J	
VMP-16	31	VMP-16-31-012623	1/26/2023	4900			< 4.8	U		71			< 8.1	U	
VMP-17	5	VMP-17-5-042722	4/27/2022	< 0.0051	U		< 0.0028	U		< 0.0048	U		< 0.0048	U	
VMP-17	5	VMP-17-5-072522	7/25/2022	< 0.0053	U		< 0.0029	U		< 0.0049	U		< 0.0049	U	
VMP-17	5	VMP-17-5-111022	11/10/2022	< 0.0052	U		< 0.0029	U		< 0.0049	U		< 0.0049	U	
VMP-17	5	VMP-17-5-111022-DUP	11/10/2022	< 0.0050	U		< 0.0027	U		< 0.0046	U		< 0.0046	U	
VMP-17	5	VMP-17-5-012723	1/27/2023	< 0.0047	U		< 0.0026	U		< 0.0043	U		< 0.0043	U	
VMP-17	5	VMP-17-5-012723-DUP	1/27/2023	< 0.0048	U		< 0.0026	U		< 0.0045	U		< 0.0045	U	
VMP-25	5	VMP-25-5-050322	5/3/2022	160			< 2.8	U		< 4.7	U		< 4.7	U	
VMP-25	5	VMP-25-5-050322-DUP	5/3/2022	170			< 2.8	U		< 4.8	U		< 4.8	U	
VMP-25	5	VMP-25-5-062422-R	6/24/2022	32			< 0.092	U		< 0.16	U		< 0.16	U	
VMP-25	5	VMP-25-5-072722	7/27/2022	6.4			< 0.01	U		< 0.018	U		< 0.018	U	
VMP-25	5	VMP-25-5-110222	11/2/2022	6.7	J	J	< 0.016	U		< 0.027	U		< 0.027	U	
VMP-25	5	VMP-25-5-110222-DUP	11/2/2022	6.7	J	J	< 0.015	U		< 0.026	U		< 0.026	U	
VMP-25	5	VMP-25-5-012423	1/24/2023	6.8		J	< 0.052	U		< 0.089	U		< 0.089	U	
VMP-25	5	VMP-25-5-012423-DUP	1/24/2023	16		J	< 0.054	U		< 0.091	U		< 0.091	U	
VMP-29	10	VMP-29-10-050322	5/3/2022	< 0.0053	U		< 0.0029	U		< 0.0049	U		< 0.0049	U	
VMP-29	10	VMP-29-10-072722	7/27/2022	< 0.0050	U		< 0.0028	U		< 0.0047	U		< 0.0047	U	
VMP-29	10	VMP-29-10-110922	11/9/2022	< 0.0050	U		< 0.0027	U		< 0.0046	U		< 0.0046	U	
VMP-29	10	VMP-29-10-110922-DUP	11/9/2022	< 0.0055	U		< 0.0030	U		< 0.0051	U		< 0.0051	U	
VMP-29	18	VMP-29-18-050322	5/3/2022	0.0020	J		< 0.0028	U		0.0061			0.0019	J	
VMP-29	18	VMP-29-18-072722	7/27/2022	< 0.0048	U		< 0.0026	U		< 0.0045	U		< 0.0045	U	
VMP-29	18	VMP-29-18-072722-DUP	7/27/2022	< 0.0053	U		< 0.0029	U		< 0.0050	U		< 0.0050	U	
VMP-29	18	VMP-29-18-110922	11/9/2022	< 0.0055	U		< 0.0030	U		< 0.0051	U		< 0.0051	U	
VMP-29	26	VMP-29-26-050322	5/3/2022	< 0.0050	U		< 0.0027	U		< 0.0046	U		< 0.0046	U	
VMP-29	26	VMP-29-26-072722	7/27/2022	< 0.0049	U		< 0.0027	U		< 0.0045	U		< 0.0045	U	
VMP-29	26	VMP-29-26-110922	11/9/2022	< 0.0052	U		< 0.0029	U		< 0.0049	U		< 0.0049	U	
VMP-30	10	VMP-30-10-050322	5/3/2022	< 0.0060	U		< 0.0033	U		< 0.0056	U		< 0.0056	U	
VMP-30	10	VMP-30-10-072722	7/27/2022	< 0.0050	U		< 0.0027	U		< 0.0046	U		< 0.0046	U	
VMP-30	10	VMP-30-10-110922	11/9/2022	< 0.0052	U		< 0.0029	U		< 0.0049	U		< 0.0049	U	
VMP-30	18	VMP-30-18-050322	5/3/2022	0.0062			< 0.0028	U		< 0.0047	U		< 0.0047	U	
VMP-30	18	VMP-30-18-072722	7/27/2022	0.0086			< 0.0027	U		< 0.0046	U		< 0.0046	U	
VMP-30	18	VMP-30-18-110922	11/9/2022	0.0029	J		< 0.0027	U		0.0032	J		0.0010	J	
VMP-30	26	VMP-30-26-050322	5/3/2022	< 0.0050	U		< 0.0027	U		< 0.0046	U		< 0.0046	U	
VMP-30	26	VMP-30-26-072722	7/27/2022	0.0034	J		< 0.0027	U		< 0.0046	U		< 0.0046	U	
VMP-30	26	VMP-30-26-110922	11/9/2022	< 0.0053	U		< 0.0029	U		0.0032	J		0.00094	J	

TABLE 6
HISTORICAL SUMMARY OF SOIL VAPOR ANALYTICAL DETECTIONS AND SCREENING RESULTS: PUBLIC WORKS YARD AND WRR - VOCS

Location	Depth	Sample ID	Sample Date	2,2,4-Trimethylpentane			Vinyl Chloride			m,p-Xylene			o-Xylene		
							4.8			580			790		
				Result (mg/m3)	Lab Quals	AECOM Quals	Result (mg/m3)	Lab Quals	AECOM Quals	Result (mg/m3)	Lab Quals	AECOM Quals	Result (mg/m3)	Lab Quals	AECOM Quals
VMP-41	10	VMP-41-10-042922	4/29/2022	< 0.0049	U		< 0.0027	U		< 0.0046	U		< 0.0046	U	
VMP-41	10	VMP-41-10-042922-DUP	4/29/2022	< 0.0048	U		< 0.0026	U		< 0.0045	U		< 0.0045	U	
VMP-41	10	VMP-41-10-072722	7/27/2022	**0.0067**			< 0.0028	U		< 0.0048	U		< 0.0048	U	
VMP-41	10	VMP-41-10-110922	11/9/2022	**0.017**			< 0.0028	U		**0.0096**			**0.0026**	J	
VMP-41	10	VMP-41-10-011923	1/19/2023	< 0.0048	U		< 0.0026	U		< 0.0045	U		< 0.0045	U	
VMP-41	20	VMP-41-20-042922	4/29/2022	< 0.0050	U		< 0.0028	U		< 0.0047	U		< 0.0047	U	
VMP-41	20	VMP-41-20-072722	7/27/2022	< 0.0052	U		< 0.0028	U		< 0.0048	U		< 0.0048	U	
VMP-41	20	VMP-41-20-110922	11/9/2022	< 0.0051	U		< 0.0028	U		< 0.0047	U		< 0.0047	U	
VMP-41	20	VMP-41-20-011923	1/19/2023	< 0.0047	U		< 0.0026	U		< 0.0044	U		< 0.0044	U	
VMP-41	26	VMP-41-26-042922	4/29/2022	< 0.0050	U		< 0.0027	U		< 0.0047	U		< 0.0047	U	
VMP-41	26	VMP-41-26-072722	7/27/2022	< 0.0053	U		< 0.0029	U		< 0.0049	U		< 0.0049	U	
VMP-41	26	VMP-41-26-110922	11/9/2022	< 0.0052	U		< 0.0028	U		< 0.0048	U		< 0.0048	U	
VMP-41	26	VMP-41-26-011923	1/19/2023	< 0.0047	U		< 0.0026	U		< 0.0044	U		< 0.0044	U	
VMP-41	26	VMP-41-26-011923-DUP	1/19/2023	< 0.0048	U		< 0.0026	U		< 0.0045	U		< 0.0045	U	
VMP-55	20	VMP-55-20-050322	5/3/2022	**420**			< 1.3	U		< 2.2	U		< 2.2	U	
VMP-55	20	VMP-55-20-072822	7/28/2022	**50**			< 0.079	U		**0.066**	J		**0.045**	J	
VMP-55	20	VMP-55-20-110922	11/9/2022	**92**			< 1.9	U		< 3.2	U		< 3.2	U	
VMP-55	20	VMP-55-20-012423	1/24/2023	**290**			< 1.3	U		< 2.2	U		< 2.2	U	

Notes:
Analytes shown were detected in at least one location on Table 5 or Table 6 during the current quarter or previous 3 quarters.
Bold results are detections above the reporting limit (RL), or estimated detections between the method detection limit (MDL) and RL.
Yellow highlighted cells indicate detections that exceed industrial screening criteria.

In November 2020 a gasoline release was discovered at a pipeline owned and operated by Buckeye Partners LP.
In the vicinity of the release site, increased petroleum concentrations have been observed at VMP-12 and VMP-16, and groundwater monitoring well P-66, which are in the WRR.

Lab Qualifiers
J = Estimated value; results between the MDL and RL
U = Compound analyzed for but not detected above the RL
CN = Indicates potential high bias due to use of Tedlar© bag for off-line dilution
ND,UJ = Non-detected compound associated with low bias in the continuing calibration verification (CCV)
J0 = Estimated value due to bias in the CCV

AECOM Qualifiers
J = Estimated detection
UJ = Estimated non-detect
U = Non-detect due to blank contamination

SEE LAST PAGE OF TABLE FOR NOTES

TABLE 7
HISTORICAL SUMMARY OF SOIL VAPOR ANALYTICAL RESULTS - NATURAL GASES

Location	Depth	Sample ID	Sample Date	Carbon Dioxide			Carbon Monoxide			Ethane			Ethene			Helium			Methane			Nitrogen			Oxygen		
				Result (%)	Lab Quals	AECOM Quals	Result (%)	Lab Quals	AECOM Quals	Result (%)	Lab Quals	AECOM Quals	Result (%)	Lab Quals	AECOM Quals	Result (%)	Lab Quals	AECOM Quals	Result (%)	Lab Quals	AECOM Quals	Result (%)	Lab Quals	AECOM Quals	Result (%)	Lab Quals	AECOM Quals
VMP-1	5	VMP-1-5-050222	5/2/2022	0.055			< 0.023	U		< 0.0023	U		< 0.0023	U		3.0			0.00023			76			21		
VMP-1	5	VMP-1-5-072822	7/28/2022	0.64			< 0.024	U		< 0.0024	U		< 0.0024	U		< 0.12	U		< 0.00024	U		79			20		
VMP-1	5	VMP-1-5-110422	11/4/2022	0.23			< 0.019	U		< 0.0019	U		< 0.0019	U		0.0043	J		0.000093	J		78			22		
VMP-1	5	VMP-1-5-012023	1/20/2023	0.12			< 0.020	U		< 0.0020	U		< 0.0020	U		< 0.098	U		< 0.00010	J	U	78			22		
VMP-1	8.5	VMP-1-8.5-050222	5/2/2022	0.15			< 0.022	U		< 0.0022	U		< 0.0022	U		0.76			0.000096	J		78			21		
VMP-1	8.5	VMP-1-8.5-072822	7/28/2022	0.61			< 0.023	U		< 0.0023	U		< 0.0023	U		< 0.12	U		< 0.00023	U		79			20		
VMP-1	8.5	VMP-1-8.5-110422	11/4/2022	0.23			< 0.023	U		< 0.0023	U		< 0.0023	U		< 0.12	U		< 0.00023	U		78			22		
VMP-1	8.5	VMP-1-8.5-012023	1/20/2023	0.11			< 0.021	U		< 0.0021	U		< 0.0021	U		< 0.10	U		< 0.000078	J	U	78			22		
VMP-1	23 5	VMP-1-23.5-050222	5/2/2022	0.15			< 0.021	U		< 0.0021	U		< 0.0021	U		0.62			0.000084	J		78			21		
VMP-1	23 5	VMP-1-23.5-072822	7/28/2022	0.60			< 0.022	U		< 0.0022	U		< 0.0022	U		< 0.11	U		< 0.00022	U		79			20		
VMP-1	38 5	VMP-1-38.5-050222	5/2/2022	0.14			< 0.022	U		< 0.0022	U		< 0.0022	U		0.31			0.000067	J		78			21		
VMP-1	38 5	VMP-1-38.5-072822	7/28/2022	0.53			< 0.022	U		< 0.0022	U		< 0.0022	U		0.033	J		< 0.00022	U		79			20		
VMP-1	38 5	VMP-1-38.5-110422	11/4/2022	0.21			< 0.023	U		< 0.0023	U		< 0.0023	U		0.015	J		< 0.00023	U		78			22		
VMP-2	5	VMP-2-5-042822	4/28/2022	0.15			< 0.031	U		< 0.0031	U		< 0.0031	U		< 0.15	U		0.00016	J		79			21		
VMP-2	5	VMP-2-5-072922	7/29/2022	0.40			< 0.022	U		< 0.0022	U		< 0.0022	U		< 0.11	U		0.00010	J		80			20		
VMP-2	5	VMP-2-5-110222	11/2/2022	0.22			< 0.024	U		< 0.0024	U		< 0.0024	U		< 0.12	U		0.00010	J		79			21		
VMP-2	5	VMP-2-5-110222-DUP	11/2/2022	0.22			< 0.022	U		< 0.0022	U		< 0.0022	U		< 0.11	U		0.000095	J		79			21		
VMP-2	5	VMP-2-5-012623	1/26/2023	0.088			< 0.022	U		< 0.0022	U		< 0.0022	U		0.016	J		0.00011	J		78			22		
VMP-2	8.5	VMP-2-8.5-042822	4/28/2022	0.20			< 0.020	U		< 0.0020	U		< 0.0020	U		0.0080	J		< 0.00020	U		79			21		
VMP-2	8.5	VMP-2-8.5-042822-DUP	4/28/2022	0.20			< 0.020	U		< 0.0020	U		< 0.0020	U		0.0061	J		0.000083	J		79			21		
VMP-2	8.5	VMP-2-8.5-072922	7/29/2022	0.67			< 0.022	U		< 0.0022	U		< 0.0022	U		0.11			0.00015	J		79			20		
VMP-2	8.5	VMP-2-8.5-110222	11/2/2022	0.27			< 0.021	U		< 0.0021	U		< 0.0021	U		< 0.10	U		0.00010	J		79			21		
VMP-2	8.5	VMP-2-8.5-012623	1/26/2023	0.12			< 0.020	U		< 0.0020	U		< 0.0020	U		0.0079	J		0.000091	J		78			22		
VMP-2	22	VMP-2-22-042822	4/28/2022	0.32			< 0.022	U		< 0.0022	U		< 0.0022	U		< 0.11	U		< 0.00022	U		79			21		
VMP-2	22	VMP-2-22-072922	7/29/2022	1.0			< 0.022	U		< 0.0022	U		< 0.0022	U		0.21			0.00012	J		79			20		
VMP-2	22	VMP-2-22-110222	11/2/2022	0.40			< 0.021	U		< 0.0021	U		< 0.0021	U		0.14			< 0.00021	U		78			21		
VMP-2	22	VMP-2-22-012623	1/26/2023	0.28			< 0.021	U		< 0.0021	U		< 0.0021	U		0.015	J		0.00011	J		78			22		
VMP-3	5	VMP-3-5-050422	5/4/2022	0.47			< 0.021	U		< 0.0021	U		< 0.0021	U		< 0.11	U		< 0.00021	U		80			20		
VMP-3	5	VMP-3-5-072922	7/29/2022	0.25			< 0.023	U		< 0.0023	U		< 0.0023	U		0.49			0.00021	J		78			21		
VMP-3	5	VMP-3-5-111022	11/10/2022	0.075			< 0.021	U		< 0.0021	U		< 0.0021	U		0.33			0.00019	J		79			21		
VMP-3	5	VMP-3-5-111022-DUP	11/10/2022	0.075			< 0.022	U		< 0.0022	U		< 0.0022	U		0.34			0.00022			79			21		
VMP-3	10	VMP-3-10-050422	5/4/2022	0.50			< 0.020	U		< 0.0020	U		< 0.0020	U		0.81			0.00021			78			20		
VMP-3	10	VMP-3-10-050422-DUP	5/4/2022	0.46			< 0.021	U		< 0.0021	U		< 0.0021	U		0.72			0.000095	J		79			20		
VMP-3	10	VMP-3-10-072922	7/29/2022	1.4			< 0.023	U		< 0.0023	U		< 0.0023	U		0.024	J		< 0.00023	U		79			20		
VMP-3	10	VMP-3-10-072922-DUP	7/29/2022	1.4			< 0.024	U		< 0.0024	U		< 0.0024	U		0.028	J		< 0.00024	U		79			20		
VMP-3	10	VMP-3-10-111022	11/10/2022	0.16			< 0.022	U		< 0.0022	U		< 0.0022	U		0.17			0.00017	J		79			21		
VMP-3	10	VMP-3-10-012723	1/27/2023	0.18			< 0.021	U		< 0.0021	U		< 0.0021	U		0.83			0.00014	J		77			22		
VMP-3	22	VMP-3-22-050422	5/4/2022	0.64			< 0.025	U		< 0.0025	U		< 0.0025	U		< 0.12	U		0.000095	J		78			21		
VMP-3	22	VMP-3-22-072922	7/29/2022	1.8			< 0.023	U		< 0.0023	U		< 0.0023	U		0.0089	J		< 0.00023	U		78			20		
VMP-3	22	VMP-3-22-111022	11/10/2022	1.5			< 0.022	U		< 0.0022	U		< 0.0022	U		< 0.11	U		< 0.00022	U		78			20		
VMP-3	22	VMP-3-22-012723	1/27/2023	0.99			< 0.021	U		< 0.0021	U		< 0.0021	U		0.027	J		< 0.00021	U		78			21		
VMP-3	22	VMP-3-22-012723-DUP	1/27/2023	1.0			< 0.022	U		< 0.0022	U		< 0.0022	U		0.039	J		< 0.00022	U		77			22		
VMP-3	31 5	VMP-3-31.5-050422	5/4/2022	1.3			< 0.021	U		< 0.0021	U		< 0.0021	U		0.030	J		0.000094	J		79			20		
VMP-3	31 5	VMP-3-31.5-072922	7/29/2022	3.0			< 0.022	U		< 0.0022	U		< 0.0022	U		0.11	J		< 0.00022	U		80			17		
VMP-3	31 5	VMP-3-31.5-111022	11/10/2022	3.8			< 0.024	U		< 0.0024	U		< 0.0024	U		0.010	J		< 0.00024	U		80			16		
VMP-3	31 5	VMP-3-31.5-012723	1/27/2023	3.6			< 0.022	U		< 0.0022	U		< 0.0022	U		0.030	J		< 0.00022	U		79			17		
VMP-3	39	VMP-3-39-012723	1/27/2023	10			< 0.023	U		0.00068	J		< 0.0023	U		< 0.11	U		5.8			81			2.0		
VMP-4	5	VMP-4-5-042722	4/27/2022	0.46			< 0.021	U		< 0.0021	U		< 0.0021	U		0.026	J		< 0.00021	U		80			20		
VMP-4	5	VMP-4-5-072822	7/28/2022	0.94			< 0.022	U		< 0.0022	U		< 0.0022	U		0.0058	J		< 0.00022	U		80			19		
VMP-4	5	VMP-4-5-110322	11/3/2022	0.45			< 0.021	U		< 0.0021	U		< 0.0021	U		< 0.10	U		< 0.00021	U		78			21		
VMP-4	5	VMP-4-5-012723	1/27/2023	0.16			< 0.019	U		< 0.0019	U		< 0.0019	U		< 0.096	U		< 0.00019	U		78			22		
VMP-4	12	VMP-4-12-042722	4/27/2022	1.0			< 0.023	U		< 0.0023	U		< 0.0023	U		0.013	J		< 0.00023	U		79			20		
VMP-4	12	VMP-4-12-072822	7/28/2022	2.5			< 0.022	U		< 0.0022	U		< 0.0022	U		0.0060	J		< 0.00022	U		78			19		
VMP-4	12	VMP-4-12-110322	11/3/2022	2.7			< 0.022	U		< 0.0022	U		< 0.0022	U		< 0.11	U		< 0.00022	U		78			19		
VMP-4	12	VMP-4-12-012723	1/27/2023	1.3			< 0.020	U		< 0.0020	U		< 0.0020	U		< 0.10	U		0.000065	J		78			21		
VMP-4	12	VMP-4-12-012723-DUP	1/27/2023	1.3			< 0.020	U		< 0.0020	U		< 0.0020	U		0.040	J		< 0.00020	U		78			21		

TABLE 7
HISTORICAL SUMMARY OF SOIL VAPOR ANALYTICAL RESULTS - NATURAL GASES

Location	Depth	Sample ID	Sample Date	Carbon Dioxide			Carbon Monoxide			Ethane			Ethene			Helium			Methane			Nitrogen			Oxygen		
				Result (%)	Lab Quals	AECOM Quals	Result (%)	Lab Quals	AECOM Quals	Result (%)	Lab Quals	AECOM Quals	Result (%)	Lab Quals	AECOM Quals	Result (%)	Lab Quals	AECOM Quals	Result (%)	Lab Quals	AECOM Quals	Result (%)	Lab Quals	AECOM Quals	Result (%)	Lab Quals	AECOM Quals
VMP-4	23 5	VMP-4-23.5-042722	4/27/2022	1.9			< 0.022	U		< 0.0022	U		< 0.0022	U		< 0.11	U		< 0.00022	U		79			19		
VMP-4	23 5	VMP-4-23.5-072822	7/28/2022	1.8			< 0.023	U		< 0.0023	U		< 0.0023	U		< 0.12	U		< 0.00023	U		80			18		
VMP-4	23 5	VMP-4-23.5-110322	11/3/2022	2.9			< 0.022	U		< 0.0022	U		< 0.0022	U		0.0049	J		< 0.00022	U		79			18		
VMP-4	23 5	VMP-4-23.5-012723	1/27/2023	2.9			< 0.020	U		< 0.0020	U		< 0.0020	U		0.053	J		0.00010	J		78			19		
VMP-5	5	VMP-5-5-042822	4/28/2022	0.15			< 0.020	U		< 0.0020	U		< 0.0020	U		< 0.10	U		0.00012	J		79			21		
VMP-5	5	VMP-5-5-072522	7/25/2022	0.76			< 0.021	U		< 0.0021	U		< 0.0021	U		0.0098	J		0.00011	J		79			20		
VMP-5	5	VMP-5-5-111122	11/11/2022	0.34			< 0.020	U		< 0.0020	U		< 0.0020	U		< 0.10	U		0.00017	J		78			22		
VMP-5	5	VMP-5-5-012323	1/23/2023	0.072			< 0.019	U		< 0.0019	U		< 0.0019	U		0.049	J		< 0.00019		U	78			22		
VMP-5	12 5	VMP-5-12.5-042822	4/28/2022	0.48			< 0.021	U		< 0.0021	U		< 0.0021	U		0.0090	J		< 0.00021	U		80			20		
VMP-5	12 5	VMP-5-12.5-072522	7/25/2022	1.7			< 0.022	U		< 0.0022	U		< 0.0022	U		0.11			< 0.00022	U		79			19		
VMP-5	12 5	VMP-5-12.5-072522-DUP	7/25/2022	1.7			< 0.022	U		< 0.0022	U		< 0.0022	U		0.12			< 0.00022	U		79			19		
VMP-5	12 5	VMP-5-12.5-111122	11/11/2022	1.4			< 0.020	U		< 0.0020	U		< 0.0020	U		< 0.099	U		0.00046			78			21		
VMP-5	12 5	VMP-5-12.5-012323	1/23/2023	0.57			< 0.020	U		< 0.0020	U		< 0.0020	U		0.24			< 0.00020	U		77			22		
VMP-5	31	VMP-5-31-042822	4/28/2022	1.5			< 0.022	U		< 0.0022	U		< 0.0022	U		< 0.11	U		0.00017	J		80			19		
VMP-5	31	VMP-5-31-072522	7/25/2022	1.9			< 0.023	U		< 0.0023	U		< 0.0023	U		0.56			< 0.00023	U		79			19		
VMP-5	31	VMP-5-31-111122	11/11/2022	2.3			< 0.019	U		< 0.0019	U		< 0.0019	U		0.0028	J		0.000088	J		78			20		
VMP-5	31	VMP-5-31-012323	1/23/2023	2.0			< 0.021	U		< 0.0021	U		< 0.0021	U		0.0058	J		< 0.00010	J	U	77			20		
VMP-5	40	VMP-5-40-042822	4/28/2022	1.6			< 0.022	U		< 0.0022	U		< 0.0022	U		0.0054	J		0.00019	J		79			19		
VMP-5	40	VMP-5-40-072522	7/25/2022	2.0			< 0.021	U		< 0.0021	U		< 0.0021	U		0.027	J		< 0.00021	U		80			18		
VMP-5	40	VMP-5-40-111122	11/11/2022	2.4			< 0.020	U		< 0.0020	U		< 0.0020	U		0.0034	J		0.00014	J		78			20		
VMP-5	40	VMP-5-40-012323	1/23/2023	1.8			< 0.021	U		< 0.0021	U		< 0.0021	U		0.080	J		< 0.00017	J	U	78			20		
VMP-6	5	VMP-6-5-042822	4/28/2022	0.83			< 0.021	U		< 0.0021	U		< 0.0021	U		0.014	J		0.00013	J		79			20		
VMP-6	5	VMP-6-5-072622	7/26/2022	1.8			< 0.021	U		< 0.0021	U		< 0.0021	U		0.057	J		0.000058	J		81			17		
VMP-6	5	VMP-6-5-111022	11/10/2022	3.1			< 0.022	U		< 0.0022	U		< 0.0022	U		0.010	J		< 0.00022	U		78			19		
VMP-6	5	VMP-6-5-012623	1/26/2023	0.63			< 0.020	U		< 0.0020	U		< 0.0020	U		0.085	J		0.00024			77			22		
VMP-6	5	VMP-6-5-012623-DUP	1/26/2023	0.63			< 0.021	U		< 0.0021	U		< 0.0021	U		0.075	J		0.00024			77			22		
VMP-6	10	VMP-6-10-042822	4/28/2022	1.1			< 0.021	U		< 0.0021	U		< 0.0021	U		0.080	J		0.00013	J		79			20		
VMP-6	10	VMP-6-10-042822-DUP	4/28/2022	1.1			< 0.021	U		< 0.0021	U		< 0.0021	U		0.081	J		0.00014	J		79			20		
VMP-6	10	VMP-6-10-072622	7/26/2022	4.5			< 0.022	U		< 0.0022	U		< 0.0022	U		0.039	J		< 0.00022	U		80			16		
VMP-6	10	VMP-6-10-111022	11/10/2022	3.2			< 0.024	U		< 0.0024	U		< 0.0024	U		0.020	J		< 0.00024	U		79			18		
VMP-6	10	VMP-6-10-012623	1/26/2023	1.3			< 0.021	U		< 0.0021	U		< 0.0021	U		0.065	J		0.000095	J		78			21		
VMP-6	31 5	VMP-6-31.5-042822	4/28/2022	3.6			< 0.020	U		< 0.0020	U		< 0.0020	U		< 0.099	U		< 0.00020	U		79			17		
VMP-6	31 5	VMP-6-31.5-072622	7/26/2022	4.4			< 0.023	U		< 0.0023	U		< 0.0023	U		0.027	J		< 0.00023	U		79			17		
VMP-6	31 5	VMP-6-31.5-111022	11/10/2022	5.4			< 0.024	U		< 0.0024	U		< 0.0024	U		< 0.12	U		< 0.00024	U		79			16		
VMP-6	31 5	VMP-6-31.5-012623	1/26/2023	4.8			< 0.019	U		< 0.0019	U		< 0.0019	U		0.015	J		< 0.00019	U		77			18		
VMP-6	39	VMP-6-39-042822	4/28/2022	4.2			< 0.020	U		< 0.0020	U		< 0.0020	U		< 0.10	U		< 0.00020	U		79			17		
VMP-6	39	VMP-6-39-072622	7/26/2022	4.8			< 0.021	U		< 0.0021	U		< 0.0021	U		< 0.11	U		0.18			79			16		
VMP-6	39	VMP-6-39-111022	11/10/2022	6.4			< 0.023	U		< 0.0023	U		< 0.0023	U		< 0.11	U		0.17			78			15		
VMP-6	39	VMP-6-39-012623	1/26/2023	5.1			< 0.025	U		< 0.0025	U		< 0.0025	U		0.0054	J		0.20			78			17		
VMP-7	5	VMP-7-5-050222	5/2/2022	1.0			< 0.021	U		< 0.0021	U		< 0.0021	U		0.38			< 0.00021	U		79			20		
VMP-7	5	VMP-7-5-072522	7/25/2022	3.0			< 0.022	U		< 0.0022	U		< 0.0022	U		< 0.11	U		0.00024			80			17		
VMP-7	5	VMP-7-5-110722	11/7/2022	0.74			< 0.021	U		< 0.0021	U		< 0.0021	U		< 0.10	U		< 0.00021	U		78			21		
VMP-7	5	VMP-7-5-012023	1/20/2023	1.2			< 0.020	U		< 0.0020	U		< 0.0020	U		< 0.098	U		< 0.00020	U		78			21		
VMP-7	13 5	VMP-7-13.5-050222	5/2/2022	1.3			< 0.022	U		< 0.0022	U		< 0.0022	U		0.027	J		< 0.00022	U		80			19		
VMP-7	13 5	VMP-7-13.5-072522	7/25/2022	2.8			< 0.022	U		< 0.0022	U		< 0.0022	U		< 0.11	U		< 0.00022	U		79			18		
VMP-7	13 5	VMP-7-13.5-072522-DUP	7/25/2022	2.8			< 0.022	U		< 0.0022	U		< 0.0022	U		< 0.11	U		< 0.00022	U		80			17		
VMP-7	13 5	VMP-7-13.5-110722	11/7/2022	1.1			< 0.023	U		< 0.0023	U		< 0.0023	U		< 0.11	U		< 0.00023	U		79			20		
VMP-7	13 5	VMP-7-13.5-012023	1/20/2023	1.4			< 0.020	U		< 0.0020	U		< 0.0020	U		< 0.098	U		< 0.00020	U		79			20		
VMP-7	29 5	VMP-7-29.5-050222	5/2/2022	2.8			< 0.021	U		< 0.0021	U		< 0.0021	U		0.0071	J		< 0.00021	U		79			18		
VMP-7	29 5	VMP-7-29.5-050222-DUP	5/2/2022	2.7			< 0.020	U		< 0.0020	U		< 0.0020	U		0.0067	J		< 0.00020	U		79			18		
VMP-7	29 5	VMP-7-29.5-072522	7/25/2022	3.2			< 0.021	U		< 0.0021	U		< 0.0021	U		< 0.11	U		< 0.00021	U		80			17		
VMP-7	29 5	VMP-7-29.5-110722	11/7/2022	3.9			< 0.021	U		< 0.0021	U		< 0.0021	U		< 0.11	U		0.00034			79			17		
VMP-7	29 5	VMP-7-29.5-012023	1/20/2023	4.1			< 0.020	U		< 0.0020	U		< 0.0020	U		< 0.098	U		0.00015	J		79			17		
VMP-7	38	VMP-7-38-050222	5/2/2022	2.8			< 0.022	U		< 0.0022	U		< 0.0022	U		< 0.11	U		< 0.00022	U		79			18		
VMP-7	38	VMP-7-38-072522	7/25/2022	3.2			< 0.022	U		< 0.0022	U		< 0.0022	U		< 0.11	U		< 0.00022	U		80			17		
VMP-7	38	VMP-7-38-110722	11/7/2022	4.0			< 0.023	U		< 0.0023	U		< 0.0023	U		< 0.12	U		0.00028			79			17		
VMP-7	38	VMP-7-38-012023	1/20/2023	4.4			< 0.019	U		< 0.0019	U		< 0.0019	U		0.0034	J		0.00016	J		79			17		

TABLE 7
HISTORICAL SUMMARY OF SOIL VAPOR ANALYTICAL RESULTS - NATURAL GASES

Location	Depth	Sample ID	Sample Date	Carbon Dioxide			Carbon Monoxide			Ethane			Ethene			Helium			Methane			Nitrogen			Oxygen		
				Result (%)	Lab Quals	AECOM Quals	Result (%)	Lab Quals	AECOM Quals	Result (%)	Lab Quals	AECOM Quals	Result (%)	Lab Quals	AECOM Quals	Result (%)	Lab Quals	AECOM Quals	Result (%)	Lab Quals	AECOM Quals	Result (%)	Lab Quals	AECOM Quals	Result (%)	Lab Quals	AECOM Quals
VMP-8	5	VMP-8-5-042722	4/27/2022	1.6			< 0.022	U		< 0.0022	U		< 0.0022	U		< 0.11	U		< 0.00022	U		80			18		
VMP-8	5	VMP-8-5-072222	7/22/2022	4.7			< 0.022	U		< 0.0022	U		< 0.0022	U		0.0049	J		< 0.00022	U		78			17		
VMP-8	5	VMP-8-5-111122	11/11/2022	3.7			< 0.022	U		< 0.0022	U		< 0.0022	U		0.0060	J		0.00050			79			17		
VMP-8	5	VMP-8-5-011823	1/18/2023	2.8			< 0.021	U		< 0.0021	U		< 0.0021	U		0.0072	J		< 0.00021	U		78			19		
VMP-8	9.5	VMP-8-9.5-042722	4/27/2022	2.4			< 0.022	U		< 0.0022	U		< 0.0022	U		< 0.11	U		< 0.00022	U		80			18		
VMP-8	9.5	VMP-8-9.5-042722-DUP	4/27/2022	2.2			< 0.022	U		< 0.0022	U		< 0.0022	U		0.0066	J		< 0.00022	U		80			18		
VMP-8	9.5	VMP-8-9.5-072222	7/22/2022	3.9			< 0.022	U		< 0.0022	U		< 0.0022	U		0.0093	J		< 0.00022	U		79			17		
VMP-8	9.5	VMP-8-9.5-111122	11/11/2022	4.3			< 0.021	U		< 0.0021	U		< 0.0021	U		< 0.11	U		0.00041			79			17		
VMP-8	9.5	VMP-8-9.5-111122-DUP	11/11/2022	4.1			< 0.020	U		< 0.0020	U		< 0.0020	U		< 0.10	U		0.00046			79			17		
VMP-8	9.5	VMP-8-9.5-011823	1/18/2023	3.6			< 0.020	U		< 0.0020	U		< 0.0020	U		0.0090	J		< 0.00020	U		78			18		
VMP-8	23 5	VMP-8-23.5-042722	4/27/2022	3.0			< 0.023	U		< 0.0023	U		< 0.0023	U		< 0.11	U		< 0.00023	U		80			17		
VMP-8	23 5	VMP-8-23.5-072222	7/22/2022	3.4			< 0.021	U		< 0.0021	U		< 0.0021	U		0.014	J		< 0.00021	U		81			16		
VMP-8	23 5	VMP-8-23.5-072222-DUP	7/22/2022	3.4			< 0.022	U		< 0.0022	U		< 0.0022	U		0.020	J		< 0.00022	U		81			16		
VMP-8	23 5	VMP-8-23.5-111122	11/11/2022	4.6			< 0.024	U		< 0.0024	U		< 0.0024	U		0.0038	J		0.00050			79			16		
VMP-8	23 5	VMP-8-23.5-011823	1/18/2023	3.9			< 0.020	U		< 0.0020	U		< 0.0020	U		1.8			0.000055	J		77			17		
VMP-8	35 5	VMP-8-35.5-042722	4/27/2022	1.7			< 0.021	U		< 0.0021	U		< 0.0021	U		< 0.11	U		0.000093	J		83			15		
VMP-8	35 5	VMP-8-35.5-072222	7/22/2022	3.0			< 0.023	U		< 0.0023	U		< 0.0023	U		0.20			0.00013	J		79			18		
VMP-8	35 5	VMP-8-35.5-111122	11/11/2022	2.8			< 0.020	U		< 0.0020	U		< 0.0020	U		0.053	J		0.000074	J		78			19		
VMP-8	35 5	VMP-8-35.5-011823	1/18/2023	4.0			< 0.020	U		< 0.0020	U		< 0.0020	U		< 0.099	U		< 0.00020	U		79			17		
VMP-9	5	VMP-9-5-042722	4/27/2022	0.84			< 0.033	U		< 0.0033	U		< 0.0033	U		0.032	J		< 0.00033	U		80			19		
VMP-9	5	VMP-9-5-072222	7/22/2022	3.2			< 0.022	U		< 0.0022	U		< 0.0022	U		< 0.11	U		0.000097	J		79			18		
VMP-9	5	VMP-9-5-110722	11/7/2022	0.95			< 0.021	U		< 0.0021	U		< 0.0021	U		< 0.10	U		0.00012	J		79			20		
VMP-9	5	VMP-9-5-011823	1/18/2023	0.78			< 0.021	U		< 0.0021	U		< 0.0021	U		< 0.11	U		0.00016	J		78			21		
VMP-9	11 5	VMP-9-11.5-042722	4/27/2022	1.0			< 0.021	U		< 0.0021	U		< 0.0021	U		< 0.10	U		< 0.00021	U		79			20		
VMP-9	11 5	VMP-9-11.5-072222	7/22/2022	3.1			< 0.022	U		< 0.0022	U		< 0.0022	U		< 0.11	U		< 0.00022	U		80			17		
VMP-9	11 5	VMP-9-11.5-110722	11/7/2022	2.8			< 0.021	U		< 0.0021	U		< 0.0021	U		< 0.10	U		< 0.00021	U		78			19		
VMP-9	11 5	VMP-9-11.5-011823	1/18/2023	2.1			< 0.021	U		< 0.0021	U		< 0.0021	U		< 0.10	U		< 0.00021	U		78			20		
VMP-9	25 5	VMP-9-25.5-042722	4/27/2022	1.6			< 0.021	U		< 0.0021	U		< 0.0021	U		< 0.10	U		< 0.00021	U		79			19		
VMP-9	25 5	VMP-9-25.5-042722-DUP	4/27/2022	1.6			< 0.021	U		< 0.0021	U		< 0.0021	U		< 0.10	U		< 0.00021	U		79			19		
VMP-9	25 5	VMP-9-25.5-072222	7/22/2022	1.8			< 0.022	U		< 0.0022	U		< 0.0022	U		< 0.11	U		< 0.00022	U		80			18		
VMP-9	25 5	VMP-9-25.5-072222-DUP	7/22/2022	1.8			< 0.021	U		< 0.0021	U		< 0.0021	U		< 0.10	U		< 0.00021	U		80			18		
VMP-9	25 5	VMP-9-25.5-110722	11/7/2022	2.6			< 0.021	U		< 0.0021	U		< 0.0021	U		< 0.10	U		< 0.00021	U		79			18		
VMP-9	25 5	VMP-9-25.5-011823	1/18/2023	2.8			< 0.021	U		< 0.0021	U		< 0.0021	U		< 0.10	U		< 0.00021	U		79			18		
VMP-9	38 5	VMP-9-38.5-042722	4/27/2022	2.0			< 0.022	U		< 0.0022	U		< 0.0022	U		0.0056	J		< 0.00022	U		79			19		
VMP-9	38 5	VMP-9-38.5-072222	7/22/2022	1.9			< 0.022	U		< 0.0022	U		< 0.0022	U		0.0091	J		< 0.00022	U		80			18		
VMP-9	38 5	VMP-9-38.5-110722	11/7/2022	2.4			< 0.020	U		< 0.0020	U		< 0.0020	U		< 0.10	U		0.00077			80			17		
VMP-9	38 5	VMP-9-38.5-011823	1/18/2023	3.4			< 0.022	U		< 0.0022	U		< 0.0022	U		< 0.11	U		0.000094	J		80			17		
VMP-10	5	VMP-10-5-042922	4/29/2022	0.69			< 0.021	U		< 0.0021	U		< 0.0021	U		0.0042	J		< 0.00021	U		78			21		
VMP-10	5	VMP-10-5-072722	7/27/2022	0.96			< 0.022	U		< 0.0022	U		< 0.0022	U		< 0.11	U		< 0.00022	U		79			20		
VMP-10	5	VMP-10-5-110922	11/9/2022	0.65			< 0.025	U		< 0.0025	U		< 0.0025	U		0.053	J		< 0.00025	U		78			21		
VMP-10	5	VMP-10-5-110922-DUP	11/9/2022	0.65			< 0.022	U		< 0.0022	U		< 0.0022	U		0.041	J		< 0.00022	U		79			20		
VMP-10	5	VMP-10-5-011923	1/19/2023	0.36			< 0.021	U		< 0.0021	U		< 0.0021	U		< 0.10	U		< 0.00021	U		78			22		
VMP-10	10	VMP-10-10-042922	4/29/2022	0.36			< 0.022	U		< 0.0022	U		< 0.0022	U		< 0.11	U		< 0.00022	U		79			21		
VMP-10	10	VMP-10-10-072722	7/27/2022	1.0			< 0.022	U		< 0.0022	U		< 0.0022	U		< 0.11	U		0.00019	J		79			20		
VMP-10	10	VMP-10-10-110922	11/9/2022	0.72			< 0.023	U		< 0.0023	U		< 0.0023	U		0.017	J		< 0.00023	U		79			20		
VMP-10	10	VMP-10-10-011923	1/19/2023	0.50			< 0.020	U		< 0.0020	U		< 0.0020	U		0.0040	J		< 0.00020	U		78			21		
VMP-10	20	VMP-10-20-042922	4/29/2022	0.24			< 0.021	U		< 0.0021	U		< 0.0021	U		< 0.10	U		< 0.00021	U		79			21		
VMP-10	20	VMP-10-20-072722	7/27/2022	0.87			< 0.022	U		< 0.0022	U		< 0.0022	U		< 0.11	U		< 0.00022	U		79			20		
VMP-10	20	VMP-10-20-110922	11/9/2022	1.3			< 0.024	U		< 0.0024	U		< 0.0024	U		0.022	J		< 0.00024	U		79			20		
VMP-10	20	VMP-10-20-011923	1/19/2023	0.97			< 0.020	U		< 0.0020	U		< 0.0020	U		< 0.099	U		< 0.00020	U		78			21		
VMP-10	30	VMP-10-30-042922	4/29/2022	0.42			< 0.021	U		< 0.0021	U		< 0.0021	U		< 0.10	U		< 0.00021	U		78			21		
VMP-10	30	VMP-10-30-072722	7/27/2022	0.76			< 0.022	U		< 0.0022	U		< 0.0022	U		< 0.11	U		< 0.00022	U		79			20		
VMP-10	30	VMP-10-30-110922	11/9/2022	1.7			< 0.023	U		< 0.0023	U		< 0.0023	U		0.017	J		< 0.00023	U		79			19		
VMP-10	30	VMP-10-30-011923	1/19/2023	1.6			< 0.022	U		< 0.0022	U		< 0.0022	U		0.0068	J		< 0.00022	U		78			20		
VMP-11	5	VMP-11-5-050422	5/4/2022	0.36			< 0.021	U		< 0.0021	U		< 0.0021	U		1.8			0.00016	J		78			20		
VMP-11	5	VMP-11-5-072822	7/28/2022	1.5			< 0.024	U		< 0.0024	U		< 0.0024	U		3.4			0.00023	J		79			16		
VMP-11	5	VMP-11-5-111122	11/11/2022	0.91			< 0.021	U		< 0.0021	U		< 0.0021	U		< 0.11	U		< 0.00021	U		79			20		
VMP-11	5	VMP-11-5-011823	1/18/2023	0.50			< 0.020	U		< 0.0020	U		< 0.0020	U		< 0.10	U		< 0.00020	U		78			21		
VMP-11	8	VMP-11-8-050422	5/4/2022	0.84			< 0.021	U		< 0.0021	U		< 0.0021	U		0.0040	J		< 0.00021	U		79			20		
VMP-11	8	VMP-11-8-072822	7/28/2022	2.4			< 0.022	U		< 0.0022	U		< 0.0022	U		0.0037	J		< 0.00022	U		82			16		
VMP-11	8	VMP-11-8-111122	11/11/2022	1.0			< 0.021	U		< 0.0021	U		< 0.0021	U		< 0.10	U		< 0.00021	U		79			20		
VMP-11	8	VMP-11-8-011823	1/18/2023	0.46			< 0.020	U		< 0.0020	U		< 0.0020	U		< 0.10	U		< 0.00020	U		78			21		

SEE LAST PAGE OF TABLE FOR NOTES

TABLE 7
HISTORICAL SUMMARY OF SOIL VAPOR ANALYTICAL RESULTS - NATURAL GASES

Location	Depth	Sample ID	Sample Date	Carbon Dioxide			Carbon Monoxide			Ethane			Ethene			Helium			Methane			Nitrogen			Oxygen		
				Result (%)	Lab Quals	AECOM Quals	Result (%)	Lab Quals	AECOM Quals	Result (%)	Lab Quals	AECOM Quals	Result (%)	Lab Quals	AECOM Quals	Result (%)	Lab Quals	AECOM Quals	Result (%)	Lab Quals	AECOM Quals	Result (%)	Lab Quals	AECOM Quals	Result (%)	Lab Quals	AECOM Quals
VMP-11	29	VMP-11-29-050422	5/4/2022	0.66			< 0.021	U		< 0.0021	U		< 0.0021	U		0.11			< 0.00021	U		79			20		
VMP-11	29	VMP-11-29-072822	7/28/2022	1.2			< 0.022	U		< 0.0022	U		< 0.0022	U		0.027	J		< 0.00022	U		81			18		
VMP-11	29	VMP-11-29-111122	11/11/2022	1.5			< 0.020	U		< 0.0020	U		< 0.0020	U		< 0.10	U		< 0.00020	U		80			19		
VMP-11	29	VMP-11-29-011823	1/18/2023	1.2			< 0.021	U		< 0.0021	U		< 0.0021	U		< 0.10	U		< 0.00021	U		79			20		
VMP-11	38	VMP-11-38-050422	5/4/2022	0.64			< 0.021	U		< 0.0021	U		< 0.0021	U		0.082	J		< 0.00021	U		79			20		
VMP-11	38	VMP-11-38-072822	7/28/2022	2.2			< 0.023	U		< 0.0023	U		< 0.0023	U		0.078	J		0.000094	J		82			16		
VMP-11	38	VMP-11-38-111122	11/11/2022	0.88			< 0.021	U		< 0.0021	U		< 0.0021	U		0.020	J		< 0.00021	U		79			20		
VMP-11	38	VMP-11-38-011823	1/18/2023	0.55			< 0.019	U		< 0.0019	U		< 0.0019	U		0.0037	J		< 0.00019	U		78			21		
VMP-11	38	VMP-11-38-011823-DUP	1/18/2023	0.53			< 0.020	U		< 0.0020	U		< 0.0020	U		< 0.10	U		< 0.00020	U		78			21		
VMP-12	5	VMP-12-5-050422	5/4/2022	0.15			< 0.021	U		< 0.0021	U		< 0.0021	U		0.0056	J		0.00013	J		80			20		
VMP-12	5	VMP-12-5-050422-DUP	5/4/2022	0.16			< 0.021	U		< 0.0021	U		< 0.0021	U		< 0.10	U		0.00013	J		80			20		
VMP-12	5	VMP-12-5-080122	8/1/2022	0.19			< 0.023	U		< 0.0023	U		< 0.0023	U		0.010	J		0.000079	J		80			20		
VMP-12	5	VMP-12-5-080122-DUP	8/1/2022	0.20			< 0.022	U		< 0.0022	U		< 0.0022	U		0.0040	J		0.000076	J		80			20		
VMP-12	5	VMP-12-5-111022	11/10/2022	0.35			< 0.022	U		< 0.0022	U		< 0.0022	U		0.0085	J		0.000087	J		87			13		
VMP-12	5	VMP-12-5-012623	1/26/2023	0.45			< 0.020	U		< 0.0020	U		< 0.0020	U		0.079	J		< 0.00020	U		86			13		
VMP-12	11 5	VMP-12-11.5-050422	5/4/2022	2.1			< 0.021	U		< 0.0021	U		< 0.0021	U		< 0.11	U		< 0.00021	U		81			17		
VMP-12	11 5	VMP-12-11.5-080122	8/1/2022	3.3			< 0.023	U		< 0.0023	U		< 0.0023	U		0.025	J		< 0.00023	U		83			14		
VMP-12	11 5	VMP-12-11.5-111022	11/10/2022	9.2			< 0.023	U		< 0.0023	U		< 0.0023	U		0.0033	J		< 0.00023	U		84			6.8		
VMP-12	11 5	VMP-12-11.5-012623	1/26/2023	6.3			< 0.021	U		< 0.0021	U		< 0.0021	U		0.042	J		< 0.00021	U		83			11		
VMP-12	25	VMP-12-25-050422	5/4/2022	10			< 0.020	U		0.00030	J		< 0.0020	U		0.0066	J		7.8			78			4.2		
VMP-12	25	VMP-12-25-080122	8/1/2022	13			< 0.023	U		0.00031	J		< 0.0023	U		0.0049	J		11			75			1.4		
VMP-12	25	VMP-12-25-111022	11/10/2022	13			< 0.022	U		0.00042	J		< 0.0022	U		< 0.11	U		12			73			1.7		
VMP-12	25	VMP-12-25-012623	1/26/2023	12			< 0.020	U		0.00020	J		< 0.0020	U		0.0034	J		6.7			78			2.8		
VMP-12	39	VMP-12-39-050422	5/4/2022	13			< 0.021	U		0.0013	J		< 0.0021	U		< 0.11	U		26			58			1.2		
VMP-12	39	VMP-12-39-080122	8/1/2022	13			< 0.023	U		0.00095	J		< 0.0023	U		0.0060	J		30			55			1.1		
VMP-12	39	VMP-12-39-111022	11/10/2022	14			< 0.022	U		0.0011	J		< 0.0022	U		< 0.11	U		23			60			1.4		
VMP-12	39	VMP-12-39-012623	1/26/2023	13			< 0.021	U		0.00058	J		< 0.0021	U		< 0.10	U		15			70			1.4		
VMP-13	5	VMP-13-5-042922	4/29/2022	0.16			< 0.021	U		< 0.0021	U		< 0.0021	U		0.017	J		< 0.00021	U		79			21		
VMP-13	5	VMP-13-5-072722	7/27/2022	0.85			< 0.022	U		< 0.0022	U		< 0.0022	U		0.0051	J		< 0.00022	U		80			19		
VMP-13	5	VMP-13-5-110922	11/9/2022	0.84			< 0.023	U		< 0.0023	U		< 0.0023	U		0.059	J		< 0.00023	U		78			21		
VMP-13	5	VMP-13-5-011923	1/19/2023	0.32			< 0.021	U		< 0.0021	U		< 0.0021	U		< 0.10	U		< 0.00021	U		78			22		
VMP-13	10 5	VMP-13-10.5-042922	4/29/2022	0.11			< 0.021	U		< 0.0021	U		< 0.0021	U		1.8			< 0.00021	U		78			20		
VMP-13	10 5	VMP-13-10.5-072722	7/27/2022	0.37			< 0.021	U		< 0.0021	U		< 0.0021	U		0.0041	J		< 0.00021	U		80			20		
VMP-13	10 5	VMP-13-10.5-110922	11/9/2022	0.89			< 0.022	U		< 0.0022	U		< 0.0022	U		0.070	J		< 0.00022	U		78			21		
VMP-13	10 5	VMP-13-10.5-011923	1/19/2023	0.39			< 0.021	U		< 0.0021	U		< 0.0021	U		< 0.10	U		< 0.00021	U		78			22		
VMP-13	21 5	VMP-13-21.5-042922	4/29/2022	0.35			< 0.021	U		< 0.0021	U		< 0.0021	U		0.012	J		< 0.00021	U		79			21		
VMP-13	21 5	VMP-13-21.5-072722	7/27/2022	0.26			< 0.022	U		< 0.0022	U		< 0.0022	U		< 0.11	U		< 0.00022	U		80			20		
VMP-13	21 5	VMP-13-21.5-110922	11/9/2022	0.62			< 0.023	U		< 0.0023	U		< 0.0023	U		0.038	J		< 0.00023	U		79			20		
VMP-13	21 5	VMP-13-21.5-011923	1/19/2023	0.56			< 0.021	U		< 0.0021	U		< 0.0021	U		0.0060	J		< 0.00021	U		77			22		
VMP-13	29 5	VMP-13-29.5-050222	5/2/2022	0.11			< 0.022	U		< 0.0022	U		< 0.0022	U		0.013	J		< 0.00022	U		79			21		
VMP-13	29 5	VMP-13-29.5-110922	11/9/2022	0.97			< 0.023	U		< 0.0023	U		< 0.0023	U		0.042	J		< 0.00023	U		78			21		
VMP-13	29 5	VMP-13-29.5-011923	1/19/2023	0.42			< 0.020	U		< 0.0020	U		< 0.0020	U		0.0039	J		< 0.00020	U		78			22		
VMP-14	5	VMP-14-5-050322	5/3/2022	0.52			< 0.022	U		< 0.0022	U		< 0.0022	U		0.019	J		< 0.00022	U		79			20		
VMP-14	5	VMP-14-5-072722	7/27/2022	1.4			< 0.021	U		< 0.0021	U		< 0.0021	U		0.013	J		0.000095	J		81			18		
VMP-14	5	VMP-14-5-110922	11/9/2022	0.46			< 0.022	U		< 0.0022	U		< 0.0022	U		< 0.11	U		0.00011	J		78			21		
VMP-14	5	VMP-14-5-011923	1/19/2023	0.25			< 0.019	U		< 0.0019	U		< 0.0019	U		< 0.096	U		< 0.00019	U		78			22		
VMP-14	11 5	VMP-14-11.5-050322	5/3/2022	0.53			< 0.022	U		< 0.0022	U		< 0.0022	U		0.21			< 0.00022	U		78			21		
VMP-14	11 5	VMP-14-11.5-072722	7/27/2022	1.4			< 0.021	U		< 0.0021	U		< 0.0021	U		0.36			0.00011	J		80			18		
VMP-14	11 5	VMP-14-11.5-072722-DUP	7/27/2022	1.4			< 0.020	U		< 0.0020	U		< 0.0020	U		0.36			0.00014	J		79			19		
VMP-14	11 5	VMP-14-11.5-110922	11/9/2022	0.46			< 0.022	U		< 0.0022	U		< 0.0022	U		0.014	J		0.00011	J		78			21		
VMP-14	11 5	VMP-14-11.5-110922-DUP	11/9/2022	0.46			< 0.021	U		< 0.0021	U		< 0.0021	U		0.017	J		0.000091	J		78			21		
VMP-14	11 5	VMP-14-11.5-011923	1/19/2023	0.25			< 0.019	U		< 0.0019	U		< 0.0019	U		0.0039	J		0.000046	J		78			22		

TABLE 7
HISTORICAL SUMMARY OF SOIL VAPOR ANALYTICAL RESULTS - NATURAL GASES

Location	Depth	Sample ID	Sample Date	Carbon Dioxide			Carbon Monoxide			Ethane			Ethene			Helium			Methane			Nitrogen			Oxygen		
				Result (%)	Lab Quals	AECOM Quals	Result (%)	Lab Quals	AECOM Quals	Result (%)	Lab Quals	AECOM Quals	Result (%)	Lab Quals	AECOM Quals	Result (%)	Lab Quals	AECOM Quals	Result (%)	Lab Quals	AECOM Quals	Result (%)	Lab Quals	AECOM Quals	Result (%)	Lab Quals	AECOM Quals
VMP-14	20	VMP-14-20-050322	5/3/2022	6.1			< 0.022	U		< 0.0022	U		< 0.0022	U		0.029	J		0.00012	J		81			13		
VMP-14	20	VMP-14-20-050322-DUP	5/3/2022	6.0			< 0.022	U		< 0.0022	U		< 0.0022	U		0.022	J		0.00011	J		81			13		
VMP-14	20	VMP-14-20-072722	7/27/2022	7.8			< 0.023	U		< 0.0023	U		< 0.0023	U		< 0.11	U		0.00016	J		81			11		
VMP-14	20	VMP-14-20-110922	11/9/2022	8.2			< 0.021	U		< 0.0021	U		< 0.0021	U		0.11	J		0.00020	J		79			13		
VMP-14	20	VMP-14-20-011923	1/19/2023	7.4			< 0.020	U		< 0.0020	U		< 0.0020	U		< 0.099	U		0.00020			80			13		
VMP-14	20	VMP-14-20-011923-DUP	1/19/2023	7.6			< 0.020	U		< 0.0020	U		< 0.0020	U		0.0031	J		0.00018	J		79			13		
VMP-14	29	VMP-14-29-050322	5/3/2022	4.5			< 0.025	U		< 0.0025	U		< 0.0025	U		< 0.13	U		< 0.00025	U		80			16		
VMP-14	29	VMP-14-29-072722	7/27/2022	4.8			< 0.023	U		< 0.0023	U		< 0.0023	U		< 0.11	U		0.000057	J		81			14		
VMP-14	29	VMP-14-29-110922	11/9/2022	6.2			< 0.023	U		< 0.0023	U		< 0.0023	U		0.0086	J		0.00019	J		79			15		
VMP-14	29	VMP-14-29-011923	1/19/2023	6.2			< 0.020	U		< 0.0020	U		< 0.0020	U		< 0.10	U		0.0024			79			15		
VMP-15	5	VMP-15-5-050322	5/3/2022	3.8			< 0.023	U		< 0.0023	U		< 0.0023	U		0.0069	J		< 0.00023	U		82			14		
VMP-15	5	VMP-15-5-072822	7/28/2022	4.5			< 0.022	U		< 0.0022	U		< 0.0022	U		< 0.11	U		0.000087	J		88			8.0		
VMP-15	5	VMP-15-5-110922	11/9/2022	3.3			< 0.021	U		< 0.0021	U		< 0.0021	U		< 0.11	U		0.000090	J		81			16		
VMP-15	5	VMP-15-5-012423	1/24/2023	3.1			< 0.020	U		< 0.0020	U		< 0.0020	U		< 0.10	U		< 0.00020	U		80			17		
VMP-15	21 5	VMP-15-21.5-050322	5/3/2022	13			< 0.021	U		< 0.0021	U		< 0.0021	U		0.0058	J		< 0.00021	U		85			2.4		
VMP-15	21 5	VMP-15-21.5-072822	7/28/2022	13			< 0.023	U		< 0.0023	U		< 0.0023	U		< 0.11	U		0.010			85			1.8		
VMP-15	21 5	VMP-15-21.5-072822-DUP	7/28/2022	13			< 0.022	U		< 0.0022	U		< 0.0022	U		< 0.11	U		0.010			85			1.6		
VMP-15	21 5	VMP-15-21.5-110922	11/9/2022	15			< 0.022	U		< 0.0022	U		< 0.0022	U		< 0.11	U		< 0.00022	U		82			2.8		
VMP-15	21 5	VMP-15-21.5-012423	1/24/2023	15			< 0.020	U		< 0.0020	U		< 0.0020	U		< 0.10	U		< 0.00020	U		82			3.0		
VMP-15	25 5	VMP-15-25.5-050322	5/3/2022	16			< 0.021	U		< 0.0021	U		< 0.0021	U		< 0.10	U		0.062			82			1.7		
VMP-15	25 5	VMP-15-25.5-072822	7/28/2022	16			< 0.030	U		< 0.0030	U		< 0.0030	U		< 0.15	U		0.28			82			1.5		
VMP-15	25 5	VMP-15-25.5-110922	11/9/2022	16			< 0.022	U		< 0.0022	U		< 0.0022	U		< 0.11	U		< 0.00022	U		81			3.4		
VMP-15	25 5	VMP-15-25.5-012423	1/24/2023	16			< 0.021	U		< 0.0021	U		< 0.0021	U		< 0.10	U		< 0.00021	U		80			4.2		
VMP-15	29	VMP-15-29-050322	5/3/2022	16			< 0.021	U		< 0.0021	U		< 0.0021	U		0.024	J		0.0019			82			1.5		
VMP-15	29	VMP-15-29-110922	11/9/2022	16			< 0.021	U		< 0.0021	U		< 0.0021	U		0.0067	J		< 0.00021	U		80			3.5		
VMP-15	29	VMP-15-29-012423	1/24/2023	16			< 0.021	U		< 0.0021	U		< 0.0021	U		< 0.10	U		< 0.000067	J	U	80			4.2		
VMP-16	5	VMP-16-5-050422	5/4/2022	3.5			< 0.021	U		< 0.0021	U		< 0.0021	U		0.0091	J		< 0.00021	U		80			17		
VMP-16	5	VMP-16-5-080122	8/1/2022	16			< 0.021	U		< 0.0021	U		< 0.0021	U		< 0.11	U		< 0.00021	U		80			4.4		
VMP-16	5	VMP-16-5-111022	11/10/2022	13			< 0.021	U		< 0.0021	U		< 0.0021	U		< 0.10	U		< 0.00021	U		82			4.6		
VMP-16	5	VMP-16-5-012623	1/26/2023	1.5			< 0.019	U		< 0.0019	U		< 0.0019	U		0.97			< 0.00019	U		78			20		
VMP-16	13 5	VMP-16-13.5-050422	5/4/2022	15			< 0.020	U		0.00026	J		< 0.0020	U		< 0.10	U		5.4			78			1.4		
VMP-16	13 5	VMP-16-13.5-080122	8/1/2022	16			< 0.023	U		0.00052	J		< 0.0023	U		< 0.11	U		22			60			1.5		
VMP-16	13 5	VMP-16-13.5-111022	11/10/2022	17			< 0.021	U		0.0014	J		< 0.0021	U		< 0.11	U		23			58			1.4		
VMP-16	13 5	VMP-16-13.5-012623	1/26/2023	13			< 0.020	U		0.0036			< 0.0020	U		1.6			24			58			2.8		
VMP-16	19	VMP-16-19-050422	5/4/2022	16			< 0.022	U		0.00065	J		< 0.0022	U		< 0.11	U		20			62			1.2		
VMP-16	19	VMP-16-19-080122	8/1/2022	16			< 0.023	U		0.00060	J		< 0.0023	U		< 0.11	U		25			58			1.2		
VMP-16	19	VMP-16-19-111022	11/10/2022	17			< 0.022	U		0.0014	J		< 0.0022	U		< 0.11	U		25			56			1.1		
VMP-16	19	VMP-16-19-012623	1/26/2023	16			< 0.021	U		0.0041			< 0.0021	U		< 0.10	U		27			55			1.2		
VMP-16	31	VMP-16-31-050422	5/4/2022	16			< 0.022	U		0.00071	J		< 0.0022	U		0.0052	J		24			58			1.2		
VMP-16	31	VMP-16-31-080122	8/1/2022	16			< 0.022	U		0.00057	J		< 0.0022	U		< 0.11	U		28			53			1.2		
VMP-16	31	VMP-16-31-111022	11/10/2022	15			< 0.021	U		0.0011	J		< 0.0021	U		0.96			24			55			3.3		
VMP-16	31	VMP-16-31-012623	1/26/2023	16			< 0.019	U		0.0043			< 0.0019	U		0.0041	J		29			53			1.1		
VMP-17	5	VMP-17-5-042722	4/27/2022	0.67			< 0.022	U		< 0.0022	U		< 0.0022	U		0.020	J		< 0.00022	U		79			20		
VMP-17	5	VMP-17-5-072522	7/25/2022	1.5			< 0.023	U		< 0.0023	U		< 0.0023	U		< 0.11	U		< 0.00023	U		78			20		
VMP-17	5	VMP-17-5-111022	11/10/2022	0.64			< 0.022	U		< 0.0022	U		< 0.0022	U		< 0.11	U		< 0.00022	U		79			20		
VMP-17	5	VMP-17-5-111022-DUP	11/10/2022	0.65			< 0.021	U		< 0.0021	U		< 0.0021	U		0.0063	J		< 0.00021	U		79			20		
VMP-17	5	VMP-17-5-012723	1/27/2023	0.20			< 0.020	U		< 0.0020	U		< 0.0020	U		2.7			< 0.00020	U		76			21		
VMP-17	5	VMP-17-5-012723-DUP	1/27/2023	0.22			< 0.021	U		< 0.0021	U		< 0.0021	U		0.092	J		< 0.00021	U		78			22		
VMP-18	8.5	VMP-18-8.5-042722	4/27/2022	0.40			< 0.023	U		< 0.0023	U		< 0.0023	U		0.0086	J		< 0.00023	U		80			20		
VMP-18	8.5	VMP-18-8.5-072222	7/22/2022	1.8			< 0.022	U		< 0.0022	U		< 0.0022	U		0.011	J		< 0.00022	U		81			17		
VMP-18	8.5	VMP-18-8.5-111022	11/10/2022	2.1			< 0.024	U		< 0.0024	U		< 0.0024	U		< 0.12	U		< 0.00024	U		81			17		
VMP-18	8.5	VMP-18-8.5-012323	1/23/2023	1.8			< 0.022	U		< 0.0022	U		< 0.0022	U		0.058	J		< 0.00022	U		78			20		
VMP-19	5	VMP-19-5-050222	5/2/2022	0.33			< 0.023	U		< 0.0023	U		< 0.0023	U		0.018	J		< 0.00023	U		80			20		
VMP-19	5	VMP-19-5-050222-DUP	5/2/2022	0.32			< 0.022	U		< 0.0022	U		< 0.0022	U		0.016	J		< 0.00022	U		80			20		
VMP-19	5	VMP-19-5-072222	7/22/2022	2.0			< 0.022	U		< 0.0022	U		< 0.0022	U		0.014	J		< 0.00022	U		79			19		
VMP-19	5	VMP-19-5-110922	11/9/2022	1.4			< 0.021	U		< 0.0021	U		< 0.0021	U		< 0.11	U		< 0.00021	U		79			20		
VMP-19	5	VMP-19-5-012423	1/24/2023	0.63			< 0.020	U		< 0.0020	U		< 0.0020	U		< 0.10	U		< 0.00020	U		77			22		

SEE LAST PAGE OF TABLE FOR NOTES

TABLE 7
HISTORICAL SUMMARY OF SOIL VAPOR ANALYTICAL RESULTS - NATURAL GASES

Location	Depth	Sample ID	Sample Date	Carbon Dioxide			Carbon Monoxide			Ethane			Ethene			Helium			Methane			Nitrogen			Oxygen		
				Result (%)	Lab Quals	AECOM Quals	Result (%)	Lab Quals	AECOM Quals	Result (%)	Lab Quals	AECOM Quals	Result (%)	Lab Quals	AECOM Quals	Result (%)	Lab Quals	AECOM Quals	Result (%)	Lab Quals	AECOM Quals	Result (%)	Lab Quals	AECOM Quals	Result (%)	Lab Quals	AECOM Quals
VMP-20	5	VMP-20-5-042922	4/29/2022	2.9			< 0.022	U		< 0.0022	U		< 0.0022	U		0.0095	J		< 0.00022	U		78			19		
VMP-20	5	VMP-20-5-080122	8/1/2022	8.5			< 0.022	U		< 0.0022	U		< 0.0022	U		0.0069	J		< 0.00022	U		80			12		
VMP-20	5	VMP-20-5-110222	11/2/2022	4.8			< 0.022	U		< 0.0022	U		< 0.0022	U		0.0050	J		< 0.00022	U		78			17		
VMP-20	5	VMP-20-5-012323	1/23/2023	1.7			< 0.021	U		< 0.0021	U		< 0.0021	U		< 0.10	U		< 0.00021	U		77			21		
VMP-20	10	VMP-20-10-042922	4/29/2022	3.6			< 0.021	U		< 0.0021	U		< 0.0021	U		< 0.10	U		< 0.00021	U		79			17		
VMP-20	10	VMP-20-10-080122	8/1/2022	9.9			< 0.021	U		< 0.0021	U		< 0.0021	U		< 0.11	U		< 0.00021	U		79			11		
VMP-20	10	VMP-20-10-110222	11/2/2022	6.2			< 0.021	U		< 0.0021	U		< 0.0021	U		< 0.10	U		< 0.00021	U		78			16		
VMP-20	10	VMP-20-10-012323	1/23/2023	2.9			< 0.022	U		< 0.0022	U		< 0.0022	U		< 0.11	U		< 0.00022	U		77			20		
VMP-20	25	VMP-20-25-042922	4/29/2022	2.3			< 0.019	U		< 0.0019	U		< 0.0019	U		< 0.097	U		< 0.00019	U		79			19		
VMP-20	25	VMP-20-25-080122	8/1/2022	4.1			< 0.023	U		< 0.0023	U		< 0.0023	U		< 0.11	U		< 0.00023	U		79			17		
VMP-20	25	VMP-20-25-110222	11/2/2022	4.7			< 0.025	U		< 0.0025	U		< 0.0025	U		0.012	J		< 0.00025	U		78			17		
VMP-20	25	VMP-20-25-012323	1/23/2023	2.9			< 0.021	U		< 0.0021	U		< 0.0021	U		< 0.10	U		< 0.00021	U		77			20		
VMP-20	39 5	VMP-20-39.5-012323	1/23/2023	4.9			< 0.021	U		< 0.0021	U		< 0.0021	U		< 0.10	U		< 0.00021	U		83			12		
VMP-21	5	VMP-21-5-042922	4/29/2022	1.8			< 0.021	U		< 0.0021	U		< 0.0021	U		< 0.11	U		< 0.00021	U		80			18		
VMP-21	5	VMP-21-5-072922	7/29/2022	5.1			< 0.021	U		< 0.0021	U		< 0.0021	U		0.54			< 0.00021	U		80			14		
VMP-21	5	VMP-21-5-111122	11/11/2022	3.0			< 0.020	U		< 0.0020	U		< 0.0020	U		< 0.10	U		0.00041			79			18		
VMP-21	5	VMP-21-5-012423	1/24/2023	1.0			< 0.022	U		< 0.0022	U		< 0.0022	U		0.0050	J		< 0.00022	U		77			22		
VMP-21	10	VMP-21-10-042922	4/29/2022	3.7			< 0.023	U		< 0.0023	U		< 0.0023	U		< 0.12	U		< 0.00023	U		78			18		
VMP-21	10	VMP-21-10-072922	7/29/2022	5.7			< 0.022	U		< 0.0022	U		< 0.0022	U		< 0.11	U		< 0.00022	U		79			15		
VMP-21	10	VMP-21-10-111122	11/11/2022	6.0			< 0.020	U		< 0.0020	U		< 0.0020	U		< 0.098	U		0.00042			78			16		
VMP-21	10	VMP-21-10-111122-DUP	11/11/2022	6.0			< 0.021	U		< 0.0021	U		< 0.0021	U		0.0045	J		0.00046			78			16		
VMP-21	10	VMP-21-10-012423	1/24/2023	4.0			< 0.021	U		< 0.0021	U		< 0.0021	U		0.0068	J		< 0.00021	U		77			19		
VMP-21	10	VMP-21-10-012423-DUP	1/24/2023	4.0			< 0.020	U		< 0.0020	U		< 0.0020	U		< 0.10	U		< 0.00020	U		77			19		
VMP-21	25	VMP-21-25-042922	4/29/2022	3.9			< 0.022	U		< 0.0022	U		< 0.0022	U		< 0.11	U		< 0.00022	U		79			17		
VMP-21	25	VMP-21-25-072922	7/29/2022	3.8			< 0.023	U		< 0.0023	U		< 0.0023	U		< 0.11	U		< 0.00023	U		79			17		
VMP-21	25	VMP-21-25-111122	11/11/2022	5.0			< 0.020	U		< 0.0020	U		< 0.0020	U		0.0056	J		0.00046			78			17		
VMP-21	25	VMP-21-25-012423	1/24/2023	4.7			< 0.021	U		< 0.0021	U		< 0.0021	U		0.030	J		< 0.00021	U		77			18		
VMP-21	33	VMP-21-33-042922	4/29/2022	4.1			< 0.022	U		< 0.0022	U		< 0.0022	U		0.10	J		< 0.00022	U		79			17		
VMP-21	33	VMP-21-33-072922	7/29/2022	3.7			< 0.022	U		< 0.0022	U		< 0.0022	U		0.0097	J		< 0.00022	U		79			17		
VMP-21	33	VMP-21-33-111122	11/11/2022	4.9			< 0.020	U		< 0.0020	U		< 0.0020	U		< 0.10	U		0.00046			78			17		
VMP-21	33	VMP-21-33-012423	1/24/2023	4.9			< 0.021	U		< 0.0021	U		< 0.0021	U		< 0.10	U		< 0.00021	U		78			17		
VMP-22	5	VMP-22-5-072622	7/26/2022	0.86			< 0.022	U		< 0.0022	U		< 0.0022	U		0.0042	J		0.000059	J		80			19		
VMP-22	5	VMP-22-5-111122	11/11/2022	1.1			< 0.022	U		< 0.0022	U		< 0.0022	U		< 0.11	U		< 0.00022	U		79			20		
VMP-22	5	VMP-22-5-012723	1/27/2023	0.28			< 0.021	U		< 0.0021	U		< 0.0021	U		0.027	J		< 0.00021	U		78			22		
VMP-22	10	VMP-22-10-050522	5/5/2022	3.6			< 0.020	U		< 0.0020	U		< 0.0020	U		< 0.10	U		< 0.00020	U		79			17		
VMP-22	10	VMP-22-10-072622	7/26/2022	0.33			< 0.020	U		< 0.0020	U		< 0.0020	U		0.032	J		0.00025			83			17		
VMP-22	10	VMP-22-10-111122	11/11/2022	0.40			< 0.021	U		< 0.0021	U		< 0.0021	U		0.21			0.00013	J		78			21		
VMP-22	10	VMP-22-10-012723	1/27/2023	0.067			< 0.022	U		< 0.0022	U		< 0.0022	U		0.52			0.00018	J		77			22		
VMP-22	18	VMP-22-18-050522	5/5/2022	3.9			< 0.021	U		< 0.0021	U		< 0.0021	U		< 0.10	U		< 0.00021	U		79			17		
VMP-22	18	VMP-22-18-111122	11/11/2022	1.2			< 0.021	U		< 0.0021	U		< 0.0021	U		0.074	J		< 0.00021	U		79			20		
VMP-22	18	VMP-22-18-012723	1/27/2023	0.071			< 0.021	U		< 0.0021	U		< 0.0021	U		0.24			0.00017	J		78			22		
VMP-22	38	VMP-22-38-050522	5/5/2022	3.3			< 0.021	U		< 0.0021	U		< 0.0021	U		< 0.10	U		< 0.00021	U		79			18		
VMP-22	38	VMP-22-38-111122	11/11/2022	0.27			< 0.021	U		< 0.0021	U		< 0.0021	U		0.14			0.00018	J		78			21		
VMP-22	38	VMP-22-38-012723	1/27/2023	0.16			< 0.019	U		< 0.0019	U		< 0.0019	U		0.27			0.00016	J		78			22		
VMP-23	5	VMP-23-5-050422	5/4/2022	1.1			< 0.021	U		< 0.0021	U		< 0.0021	U		< 0.11	U		< 0.00021	U		79			20		
VMP-23	5	VMP-23-5-072522	7/25/2022	2.6			< 0.023	U		< 0.0023	U		< 0.0023	U		< 0.12	U		< 0.00023	U		78			19		
VMP-23	5	VMP-23-5-110322	11/3/2022	1.0			< 0.022	U		< 0.0022	U		< 0.0022	U		< 0.11	U		< 0.00022	U		79			20		
VMP-23	5	VMP-23-5-012323	1/23/2023	0.52			< 0.020	U		< 0.0020	U		< 0.0020	U		0.19			< 0.00020	U		77			22		
VMP-23	10	VMP-23-10-050422	5/4/2022	0.82			< 0.023	U		< 0.0023	U		< 0.0023	U		< 0.12	U		< 0.00023	U		79			20		
VMP-23	10	VMP-23-10-072522	7/25/2022	2.3			< 0.022	U		< 0.0022	U		< 0.0022	U		< 0.11	U		< 0.00022	U		79			19		
VMP-23	10	VMP-23-10-110322	11/3/2022	1.6			< 0.022	U		< 0.0022	U		< 0.0022	U		< 0.11	U		< 0.00022	U		78			20		
VMP-23	10	VMP-23-10-012323	1/23/2023	0.47			< 0.020	U		< 0.0020	U		< 0.0020	U		0.046	J		< 0.00020	U		78			22		
VMP-23	25	VMP-23-25-050422	5/4/2022	1.9			< 0.022	U		< 0.0022	U		< 0.0022	U		< 0.11	U		< 0.00022	U		79			19		
VMP-23	25	VMP-23-25-072522	7/25/2022	2.4			< 0.023	U		< 0.0023	U		< 0.0023	U		0.014	J		< 0.00023	U		80			18		
VMP-23	25	VMP-23-25-110322	11/3/2022	3.5			< 0.023	U		< 0.0023	U		< 0.0023	U		< 0.12	U		< 0.00023	U		78			18		
VMP-23	25	VMP-23-25-012323	1/23/2023	2.7			< 0.019	U		< 0.0019	U		< 0.0019	U		0.027	J		< 0.00019	U		77			20		

SEE LAST PAGE OF TABLE FOR NOTES

TABLE 7
HISTORICAL SUMMARY OF SOIL VAPOR ANALYTICAL RESULTS - NATURAL GASES

Location	Depth	Sample ID	Sample Date	Carbon Dioxide			Carbon Monoxide			Ethane			Ethene			Helium			Methane			Nitrogen			Oxygen		
				Result (%)	Lab Quals	AECOM Quals	Result (%)	Lab Quals	AECOM Quals	Result (%)	Lab Quals	AECOM Quals	Result (%)	Lab Quals	AECOM Quals	Result (%)	Lab Quals	AECOM Quals	Result (%)	Lab Quals	AECOM Quals	Result (%)	Lab Quals	AECOM Quals	Result (%)	Lab Quals	AECOM Quals
VMP-23	40	VMP-23-40-050422	5/4/2022	3.0			< 0.029	U		< 0.0029	U		< 0.0029	U		0.012	J		< 0.00029	U		78			19		
VMP-23	40	VMP-23-40-050422-DUP	5/4/2022	3.0			< 0.023	U		< 0.0023	U		< 0.0023	U		0.077	J		< 0.00023	U		78			19		
VMP-23	40	VMP-23-40-110322	11/3/2022	3.8			< 0.022	U		< 0.0022	U		< 0.0022	U		0.040	J		< 0.00022	U		79			17		
VMP-23	40	VMP-23-40-012323	1/23/2023	4.0			< 0.020	U		< 0.0020	U		< 0.0020	U		0.046	J		< 0.00020	U		77			19		
VMP-24	5	VMP-24-5-050322	5/3/2022	2.5			< 0.021	U		< 0.0021	U		< 0.0021	U		0.042	J		< 0.00021	U		78			19		
VMP-24	5	VMP-24-5-072522	7/25/2022	3.6			< 0.021	U		< 0.0021	U		< 0.0021	U		0.079	J		0.000087	J		78			18		
VMP-24	5	VMP-24-5-110722	11/7/2022	0.35			< 0.022	U		< 0.0022	U		< 0.0022	U		0.49			0.00015	J		78			21		
VMP-24	5	VMP-24-5-110722-DUP	11/7/2022	0.35			< 0.021	U		< 0.0021	U		< 0.0021	U		0.46			0.00019	J		78			21		
VMP-24	5	VMP-24-5-011923	1/19/2023	0.82			< 0.023	U		< 0.0023	U		< 0.0023	U		0.12			0.00021	J		79			22		
VMP-24	10	VMP-24-10-050322	5/3/2022	2.0			< 0.021	U		< 0.0021	U		< 0.0021	U		0.70			0.000083	J		79			19		
VMP-24	10	VMP-24-10-072522	7/25/2022	3.7			< 0.021	U		< 0.0021	U		< 0.0021	U		0.51			0.000093	J		78			18		
VMP-24	10	VMP-24-10-110722	11/7/2022	4.4			< 0.020	U		< 0.0020	U		< 0.0020	U		0.10	J		< 0.00020	U		78			18		
VMP-24	10	VMP-24-10-011923	1/19/2023	2.9			< 0.021	U		< 0.0021	U		< 0.0021	U		0.097	J		< 0.00012	J	U	79			20		
VMP-24	22	VMP-24-22-050322	5/3/2022	0.28			< 0.021	U		< 0.0021	U		< 0.0021	U		3.8			0.00020	J		80			20		
VMP-24	22	VMP-24-22-050322-DUP	5/3/2022	0.28			< 0.021	U		< 0.0021	U		< 0.0021	U		3.9			0.00021	J		80			20		
VMP-24	22	VMP-24-22-072522	7/25/2022	4.8			< 0.021	U		< 0.0021	U		< 0.0021	U		0.065	J		< 0.00021	U		78			17		
VMP-24	22	VMP-24-22-110722	11/7/2022	0.43			< 0.022	U		< 0.0022	U		< 0.0022	U		0.53			0.00015	J		78			21		
VMP-24	22	VMP-24-22-011923	1/19/2023	0.35			< 0.021	U		< 0.0021	U		< 0.0021	U		0.052	J		0.00022			78			22		
VMP-24	22	VMP-24-22-011923-DUP	1/19/2023	0.40			< 0.021	U		< 0.0021	U		< 0.0021	U		0.046	J		0.00022			78			22		
VMP-24	34	VMP-24-34-050322	5/3/2022	3.5			< 0.021	U		< 0.0021	U		< 0.0021	U		0.043	J		< 0.00021	U		78			18		
VMP-24	34	VMP-24-34-072522	7/25/2022	3.3			< 0.022	U		< 0.0022	U		< 0.0022	U		0.45			0.000096	J		78			18		
VMP-24	34	VMP-24-34-110722	11/7/2022	0.92			< 0.022	U		< 0.0022	U		< 0.0022	U		0.54			0.00017	J		78			21		
VMP-24	34	VMP-24-34-011923	1/19/2023	0.16			< 0.022	U		< 0.0022	U		< 0.0022	U		0.62			0.00022			77			22		
VMP-25	5	VMP-25-5-050322	5/3/2022	7.3			< 0.022	U		0.030			0.000084	J		< 0.11	U		6.4			85			1.6		
VMP-25	5	VMP-25-5-050322-DUP	5/3/2022	7.6			< 0.022	U		0.030			0.000090	J		< 0.11	U		6.5			84			1.5		
VMP-25	5	VMP-25-5-062422-R	6/24/2022	7.5			< 0.023	U		0.011			< 0.0023	U		< 0.12	U		1.8			89			1.7		
VMP-25	5	VMP-25-5-072722	7/27/2022	8.2			< 0.023	U		0.0049			< 0.0023	U		< 0.11	U		0.74			83			8.1		
VMP-25	5	VMP-25-5-110222	11/2/2022	6.5			< 0.022	U		0.0038			< 0.0022	U		< 0.11	U		0.42			84			9.2		
VMP-25	5	VMP-25-5-110222-DUP	11/2/2022	6.5			< 0.021	U		0.0037			< 0.0021	U		< 0.10	U		0.42			84			9.2		
VMP-25	5	VMP-25-5-012423	1/24/2023	3.7			< 0.020	U		0.0056			< 0.0020	U		< 0.10	U		0.60			89			7.0		
VMP-25	5	VMP-25-5-012423-DUP	1/24/2023	3.8			< 0.021	U		0.0056			< 0.0021	U		< 0.10	U		0.60			89			7.0		
VMP-32	5	VMP-32-5-042822	4/28/2022	2.2			< 0.023	U		< 0.0023	U		< 0.0023	U		< 0.11	U		0.00028			79			19		
VMP-32	5	VMP-32-5-072922	7/29/2022	4.2			< 0.021	U		< 0.0021	U		< 0.0021	U		0.0065	J		< 0.00021	U		80			16		
VMP-32	5	VMP-32-5-110822	11/8/2022	3.4			< 0.021	U		< 0.0021	U		< 0.0021	U		< 0.11	U		< 0.00021	U		79			18		
VMP-32	5	VMP-32-5-012323	1/23/2023	1.6			< 0.021	U		< 0.0021	U		< 0.0021	U		< 0.10	U		< 0.00021	U		77			21		
VMP-32	10	VMP-32-10-042822	4/28/2022	2.0			< 0.022	U		< 0.0022	U		< 0.0022	U		< 0.11	U		< 0.00022	U		79			19		
VMP-32	10	VMP-32-10-072922	7/29/2022	3.8			< 0.023	U		< 0.0023	U		< 0.0023	U		0.0053	J		< 0.00023	U		79			17		
VMP-32	10	VMP-32-10-072922-DUP	7/29/2022	3.8			< 0.020	U		< 0.0020	U		< 0.0020	U		< 0.10	U		< 0.00020	U		79			17		
VMP-32	10	VMP-32-10-110822	11/8/2022	4.1			< 0.022	U		< 0.0022	U		< 0.0022	U		< 0.11	U		< 0.00022	U		79			17		
VMP-32	10	VMP-32-10-012323	1/23/2023	2.4			< 0.022	U		< 0.0022	U		< 0.0022	U		< 0.11	U		< 0.00022	U		78			20		
VMP-32	20	VMP-32-20-042822	4/28/2022	0.66			< 0.021	U		< 0.0021	U		< 0.0021	U		0.036	J		0.00011	J		79			20		
VMP-32	20	VMP-32-20-072922	7/29/2022	0.49			< 0.022	U		< 0.0022	U		< 0.0022	U		0.18			0.00016	J		80			20		
VMP-32	20	VMP-32-20-110822	11/8/2022	0.78			< 0.021	U		< 0.0021	U		< 0.0021	U		< 0.11	U		0.000097	J		79			20		
VMP-32	20	VMP-32-20-012323	1/23/2023	0.14			< 0.023	U		< 0.0023	U		< 0.0023	U		0.024	J		0.00017	J		78			22		
VMP-32	30	VMP-32-30-042822	4/28/2022	0.11			< 0.022	U		< 0.0022	U		< 0.0022	U		1.0			0.00022	J		79			21		
VMP-32	30	VMP-32-30-012323	1/23/2023	0.076			< 0.021	U		< 0.0021	U		< 0.0021	U		0.049	J		0.00020	J		78			22		
VMP-41	10	VMP-41-10-042922	4/29/2022	0.35			< 0.021	U		< 0.0021	U		< 0.0021	U		< 0.10	U		< 0.00021	U		79			21		
VMP-41	10	VMP-41-10-042922-DUP	4/29/2022	0.36			< 0.021	U		< 0.0021	U		< 0.0021	U		< 0.10	U		< 0.00021	U		80			20		
VMP-41	10	VMP-41-10-072722	7/27/2022	1.6			< 0.022	U		< 0.0022	U		< 0.0022	U		< 0.11	U		< 0.00022	U		78			20		
VMP-41	10	VMP-41-10-110922	11/9/2022	0.98			< 0.022	U		< 0.0022	U		< 0.0022	U		0.017	J		< 0.00022	U		78			21		
VMP-41	10	VMP-41-10-011923	1/19/2023	0.70			< 0.021	U		< 0.0021	U		< 0.0021	U		< 0.10	U		< 0.00021	U		78			21		
VMP-41	20	VMP-41-20-042922	4/29/2022	0.45			< 0.022	U		< 0.0022	U		< 0.0022	U		0.0051	J		< 0.00022	U		78			21		
VMP-41	20	VMP-41-20-072722	7/27/2022	1.3			< 0.022	U		< 0.0022	U		< 0.0022	U		0.0085	J		< 0.00022	U		80			19		
VMP-41	20	VMP-41-20-110922	11/9/2022	1.6			< 0.022	U		< 0.0022	U		< 0.0022	U		0.0093	J		< 0.00022	U		78			20		
VMP-41	20	VMP-41-20-011923	1/19/2023	1.2			< 0.020	U		< 0.0020	U		< 0.0020	U		< 0.10	U		< 0.00020	U		78			21		

TABLE 7
HISTORICAL SUMMARY OF SOIL VAPOR ANALYTICAL RESULTS - NATURAL GASES

Location	Depth	Sample ID	Sample Date	Carbon Dioxide			Carbon Monoxide			Ethane			Ethene			Helium			Methane			Nitrogen			Oxygen		
				Result (%)	Lab Quals	AECOM Quals	Result (%)	Lab Quals	AECOM Quals	Result (%)	Lab Quals	AECOM Quals	Result (%)	Lab Quals	AECOM Quals	Result (%)	Lab Quals	AECOM Quals	Result (%)	Lab Quals	AECOM Quals	Result (%)	Lab Quals	AECOM Quals	Result (%)	Lab Quals	AECOM Quals
VMP-41	26	VMP-41-26-042922	4/29/2022	0.77			< 0.022	U		< 0.0022	U		< 0.0022	U		0.0095	J		< 0.00022	U		79			20		
VMP-41	26	VMP-41-26-072722	7/27/2022	1.2			< 0.022	U		< 0.0022	U		< 0.0022	U		< 0.11	U		< 0.00022	U		80			19		
VMP-41	26	VMP-41-26-110922	11/9/2022	2.1			< 0.022	U		< 0.0022	U		< 0.0022	U		0.016	J		0.00047			79			19		
VMP-41	26	VMP-41-26-011923	1/19/2023	1.8			< 0.020	U		< 0.0020	U		< 0.0020	U		0.014	J		< 0.00020	U		78			20		
VMP-41	26	VMP-41-26-011923-DUP	1/19/2023	1.8			< 0.021	U		< 0.0021	U		< 0.0021	U		< 0.10	U		< 0.00021	U		79			19		
VMP-42	10	VMP-42-10-042822	4/28/2022	0.37			< 0.021	U		< 0.0021	U		< 0.0021	U		< 0.10	U		< 0.00021	U		80			20		
VMP-42	10	VMP-42-10-072822	7/28/2022	1.2			< 0.021	U		< 0.0021	U		< 0.0021	U		0.0072	J		< 0.00021	U		79			20		
VMP-42	10	VMP-42-10-110422	11/4/2022	0.58			< 0.023	U		< 0.0023	U		< 0.0023	U		< 0.12	U		< 0.00023	U		78			21		
VMP-42	10	VMP-42-10-012023	1/20/2023	0.34			< 0.020	U		< 0.0020	U		< 0.0020	U		< 0.10	U		0.00048			78			22		
VMP-42	20	VMP-42-20-042822	4/28/2022	0.84			< 0.022	U		< 0.0022	U		< 0.0022	U		< 0.11	U		< 0.00022	U		79			20		
VMP-42	20	VMP-42-20-072822	7/28/2022	1.1			< 0.021	U		< 0.0021	U		< 0.0021	U		0.0056	J		< 0.00021	U		79			20		
VMP-42	20	VMP-42-20-110422	11/4/2022	0.57			< 0.026	U		< 0.0026	U		< 0.0026	U		< 0.13	U		< 0.00026	U		77			22		
VMP-42	20	VMP-42-20-110422-DUP	11/4/2022	0.55			< 0.023	U		< 0.0023	U		< 0.0023	U		< 0.11	U		< 0.00023	U		77			22		
VMP-42	20	VMP-42-20-012023	1/20/2023	0.23			< 0.020	U		< 0.0020	U		< 0.0020	U		0.16			< 0.000090	J	U	78			22		
VMP-42	30	VMP-42-30-042822	4/28/2022	1.4			< 0.020	U		< 0.0020	U		< 0.0020	U		0.027	J		< 0.00020	U		79			20		
VMP-42	30	VMP-42-30-072822	7/28/2022	2.1			< 0.023	U		< 0.0023	U		< 0.0023	U		0.011	J		< 0.00023	U		79			19		
VMP-42	30	VMP-42-30-110422	11/4/2022	2.9			< 0.022	U		< 0.0022	U		< 0.0022	U		0.0094	J		< 0.00022	U		77			20		
VMP-42	30	VMP-42-30-012023	1/20/2023	0.95			< 0.020	U		< 0.0020	U		< 0.0020	U		0.025	J		0.00011	J		77			22		
VMP-42	30	VMP-42-30-012023-DUP	1/20/2023	0.95			< 0.020	U		< 0.0020	U		< 0.0020	U		0.025	J		0.00012	J		77			22		
VMP-43	10	VMP-43-10-050222	5/2/2022	0.20			< 0.019	U		< 0.0019	U		< 0.0019	U		0.0047	J		0.00017	J		79			21		
VMP-43	10	VMP-43-10-072822	7/28/2022	0.74			< 0.022	U		< 0.0022	U		< 0.0022	U		< 0.11	U		0.00013	J		79			20		
VMP-43	10	VMP-43-10-110422	11/4/2022	0.24			< 0.022	U		< 0.0022	U		< 0.0022	U		< 0.11	U		0.00015	J		78			22		
VMP-43	10	VMP-43-10-012023	1/20/2023	0.15			< 0.020	U		< 0.0020	U		< 0.0020	U		< 0.10	U		0.00014	J		78			22		
VMP-43	10	VMP-43-10-012023-DUP	1/20/2023	0.16			< 0.020	U		< 0.0020	U		< 0.0020	U		< 0.099	U		0.00014	J		78			22		
VMP-43	20	VMP-43-20-050222	5/2/2022	0.54			< 0.022	U		< 0.0022	U		< 0.0022	U		< 0.11	U		0.000098	J		78			21		
VMP-43	20	VMP-43-20-072822	7/28/2022	0.96			< 0.022	U		< 0.0022	U		< 0.0022	U		0.0052	J		< 0.00022	U		79			20		
VMP-43	20	VMP-43-20-072822-DUP	7/28/2022	0.97			< 0.021	U		< 0.0021	U		< 0.0021	U		< 0.11	U		< 0.00021	U		79			20		
VMP-43	20	VMP-43-20-110422	11/4/2022	0.36			< 0.022	U		< 0.0022	U		< 0.0022	U		< 0.11	U		0.00010	J		78			22		
VMP-43	20	VMP-43-20-110422-DUP	11/4/2022	0.38			< 0.023	U		< 0.0023	U		< 0.0023	U		< 0.12	U		0.000099	J		78			22		
VMP-43	20	VMP-43-20-012023	1/20/2023	0.36			< 0.021	U		< 0.0021	U		< 0.0021	U		< 0.10	U		0.000072	J		78			22		
VMP-43	30	VMP-43-30-050222	5/2/2022	0.35			< 0.021	U		< 0.0021	U		< 0.0021	U		< 0.11	U		0.00062			79			21		
VMP-43	30	VMP-43-30-050222-DUP	5/2/2022	0.36			< 0.022	U		< 0.0022	U		< 0.0022	U		0.014	J		0.00068			79			21		
VMP-43	30	VMP-43-30-072822	7/28/2022	0.58			< 0.022	U		< 0.0022	U		< 0.0022	U		< 0.11	U		0.000097	J		79			20		
VMP-43	30	VMP-43-30-110422	11/4/2022	0.38			< 0.023	U		< 0.0023	U		< 0.0023	U		0.0064	J		0.00013	J		78			22		
VMP-43	30	VMP-43-30-012023	1/20/2023	0.33			< 0.019	U		< 0.0019	U		< 0.0019	U		< 0.094	U		0.000084	J		78			22		
VMP-45	10	VMP-45-10-050222	5/2/2022	0.43			< 0.023	U		< 0.0023	U		< 0.0023	U		0.011	J		< 0.00023	U		78			21		
VMP-45	10	VMP-45-10-050222-DUP	5/2/2022	0.44			< 0.022	U		< 0.0022	U		< 0.0022	U		0.012	J		< 0.00022	U		78			21		
VMP-45	10	VMP-45-10-072522	7/25/2022	1.2			< 0.022	U		< 0.0022	U		< 0.0022	U		0.0055	J		< 0.00022	U		79			20		
VMP-45	10	VMP-45-10-110722	11/7/2022	0.54			< 0.021	U		< 0.0021	U		< 0.0021	U		< 0.10	U		< 0.00021	U		78			21		
VMP-45	10	VMP-45-10-012023	1/20/2023	0.27			< 0.021	U		< 0.0021	U		< 0.0021	U		< 0.10	U		0.00014	J		78			22		
VMP-45	20	VMP-45-20-050222	5/2/2022	0.41			< 0.022	U		< 0.0022	U		< 0.0022	U		0.11			< 0.00022	U		78			21		
VMP-45	20	VMP-45-20-072522	7/25/2022	1.2			< 0.024	U		< 0.0024	U		< 0.0024	U		0.064	J		< 0.00024	U		79			20		
VMP-45	20	VMP-45-20-110722	11/7/2022	0.55			< 0.022	U		< 0.0022	U		< 0.0022	U		0.93			< 0.00022	U		78			21		
VMP-45	20	VMP-45-20-012023	1/20/2023	0.26			< 0.022	U		< 0.0022	U		< 0.0022	U		0.12			0.00013	J		78			22		
VMP-45	30	VMP-45-30-050222	5/2/2022	0.28			< 0.021	U		< 0.0021	U		< 0.0021	U		0.33			0.00015	J		78			21		
VMP-45	30	VMP-45-30-072522	7/25/2022	0.56			< 0.023	U		< 0.0023	U		< 0.0023	U		0.42			0.00015	J		79			20		
VMP-45	30	VMP-45-30-110722	11/7/2022	0.15			< 0.021	U		< 0.0021	U		< 0.0021	U		1.5			0.00019	J		77			21		
VMP-45	30	VMP-45-30-012023	1/20/2023	0.12			< 0.020	U		< 0.0020	U		< 0.0020	U		0.22			0.00019	J		78			22		
VMP-47	5	VMP-47-5-050522	5/5/2022	0.48			< 0.022	U		< 0.0022	U		< 0.0022	U		< 0.11	U		0.000082	J		78			21		
VMP-47	5	VMP-47-5-080222	8/2/2022	1.6			< 0.023	U		< 0.0023	U		< 0.0023	U		0.0069	J		0.000094	J		79			19		
VMP-47	5	VMP-47-5-110822	11/8/2022	0.79			< 0.019	U		< 0.0019	U		< 0.0019	U		0.018	J		< 0.00019	U		79			20		
VMP-47	5	VMP-47-5-012323	1/23/2023	0.13			< 0.021	U		< 0.0021	U		< 0.0021	U		0.94			0.00017	J		77			22		
VMP-47	10	VMP-47-10-050522	5/5/2022	1.0			< 0.022	U		< 0.0022	U		< 0.0022	U		< 0.11	U		< 0.00022	U		78			21		
VMP-47	10	VMP-47-10-080222	8/2/2022	2.0			< 0.022	U		< 0.0022	U		< 0.0022	U		< 0.11	U		< 0.00022	U		79			19		
VMP-47	10	VMP-47-10-080222-DUP	8/2/2022	2.0			< 0.021	U		< 0.0021	U		< 0.0021	U		< 0.11	U		< 0.00021	U		79			19		
VMP-47	10	VMP-47-10-110822	11/8/2022	1.3			< 0.021	U		< 0.0021	U		< 0.0021	U		0.014	J		< 0.00021	U		79			20		
VMP-47	10	VMP-47-10-012323	1/23/2023	0.57			< 0.020	U		< 0.0020	U		< 0.0020	U		0.078	J		< 0.00020	U		77			22		

TABLE 7
HISTORICAL SUMMARY OF SOIL VAPOR ANALYTICAL RESULTS - NATURAL GASES

Location	Depth	Sample ID	Sample Date	Carbon Dioxide			Carbon Monoxide			Ethane			Ethene			Helium			Methane			Nitrogen			Oxygen		
				Result (%)	Lab Quals	AECOM Quals	Result (%)	Lab Quals	AECOM Quals	Result (%)	Lab Quals	AECOM Quals	Result (%)	Lab Quals	AECOM Quals	Result (%)	Lab Quals	AECOM Quals	Result (%)	Lab Quals	AECOM Quals	Result (%)	Lab Quals	AECOM Quals	Result (%)	Lab Quals	AECOM Quals
VMP-47	20	VMP-47-20-050522	5/5/2022	0.92			< 0.022	U		< 0.0022	U		< 0.0022	U		< 0.11	U		< 0.00022	U		79			20		
VMP-47	20	VMP-47-20-080222	8/2/2022	2.2			< 0.021	U		< 0.0021	U		< 0.0021	U		< 0.10	U		< 0.00021	U		79			19		
VMP-47	20	VMP-47-20-110822	11/8/2022	1.3			< 0.020	U		< 0.0020	U		< 0.0020	U		0.0070	J		< 0.00020	U		79			20		
VMP-47	20	VMP-47-20-012323	1/23/2023	0.61			< 0.020	U		< 0.0020	U		< 0.0020	U		< 0.10	U		< 0.00020	U		77			22		
VMP-47	20	VMP-47-20-012323-DUP	1/23/2023	0.60			< 0.021	U		< 0.0021	U		< 0.0021	U		< 0.10	U		< 0.00021	U		77			22		
VMP-47	30	VMP-47-30-050522	5/5/2022	0.96			< 0.024	U		< 0.0024	U		< 0.0024	U		< 0.12	U		< 0.00024	U		79			20		
VMP-47	30	VMP-47-30-080222	8/2/2022	1.2			< 0.022	U		< 0.0022	U		< 0.0022	U		0.0082	J		< 0.00022	U		80			19		
VMP-47	30	VMP-47-30-110822	11/8/2022	2.1			< 0.021	U		< 0.0021	U		< 0.0021	U		0.016	J		< 0.00021	U		79			19		
VMP-47	30	VMP-47-30-012323	1/23/2023	1.7			< 0.020	U		< 0.0020	U		< 0.0020	U		< 0.10	U		< 0.00020	U		77			21		
VMP-48	5	VMP-48-5-042922	4/29/2022	1.4			< 0.020	U		< 0.0020	U		< 0.0020	U		< 0.10	U		< 0.00020	U		79			20		
VMP-48	5	VMP-48-5-072922	7/29/2022	3.5			< 0.023	U		< 0.0023	U		< 0.0023	U		< 0.11	U		< 0.00023	U		80			17		
VMP-48	5	VMP-48-5-110222	11/2/2022	1.1			< 0.025	U		< 0.0025	U		< 0.0025	U		0.0081	J		< 0.00025	U		79			20		
VMP-48	5	VMP-48-5-012423	1/24/2023	0.45			< 0.020	U		< 0.0020	U		< 0.0020	U		0.16			0.000081	J		77			22		
VMP-48	10	VMP-48-10-042922	4/29/2022	1.0			< 0.021	U		< 0.0021	U		< 0.0021	U		0.016	J		< 0.00021	U		79			20		
VMP-48	10	VMP-48-10-042922-DUP	4/29/2022	1.1			< 0.021	U		< 0.0021	U		< 0.0021	U		0.015	J		< 0.00021	U		79			20		
VMP-48	10	VMP-48-10-072922	7/29/2022	2.8			< 0.022	U		< 0.0022	U		< 0.0022	U		< 0.11	U		< 0.00022	U		80			17		
VMP-48	10	VMP-48-10-110222	11/2/2022	1.1			< 0.023	U		< 0.0023	U		< 0.0023	U		< 0.12	U		< 0.00023	U		79			20		
VMP-48	10	VMP-48-10-012423	1/24/2023	0.52			< 0.020	U		< 0.0020	U		< 0.0020	U		0.071	J		< 0.00020	U		77			22		
VMP-48	20	VMP-48-20-042922	4/29/2022	0.91			< 0.022	U		< 0.0022	U		< 0.0022	U		< 0.11	U		< 0.00022	U		79			20		
VMP-48	20	VMP-48-20-072922	7/29/2022	2.2			< 0.023	U		< 0.0023	U		< 0.0023	U		0.0071	J		< 0.00023	U		79			19		
VMP-48	20	VMP-48-20-110222	11/2/2022	2.8			< 0.021	U		< 0.0021	U		< 0.0021	U		< 0.10	U		< 0.00021	U		78			19		
VMP-48	20	VMP-48-20-012423	1/24/2023	1.5			< 0.020	U		< 0.0020	U		< 0.0020	U		0.0034	J		< 0.00020	U		78			21		
VMP-48	30	VMP-48-30-042922	4/29/2022	2.2			< 0.020	U		< 0.0020	U		< 0.0020	U		0.050	J		< 0.00020	U		78			20		
VMP-48	30	VMP-48-30-072922	7/29/2022	2.3			< 0.022	U		< 0.0022	U		< 0.0022	U		0.043	J		< 0.00022	U		80			18		
VMP-48	30	VMP-48-30-110222	11/2/2022	3.7			< 0.023	U		< 0.0023	U		< 0.0023	U		< 0.12	U		< 0.00023	U		78			18		
VMP-48	30	VMP-48-30-012423	1/24/2023	3.3			< 0.020	U		< 0.0020	U		< 0.0020	U		0.0060	J		< 0.00020	U		77			20		
VMP-49	5	VMP-49-5-050422	5/4/2022	0.99			< 0.024	U		< 0.0024	U		< 0.0024	U		< 0.12	U		< 0.00024	U		79			20		
VMP-49	5	VMP-49-5-080122	8/1/2022	1.5			< 0.024	U		< 0.0024	U		< 0.0024	U		< 0.12	U		< 0.00024	U		80			19		
VMP-49	5	VMP-49-5-080122-DUP	8/1/2022	1.5			< 0.023	U		< 0.0023	U		< 0.0023	U		< 0.12	U		< 0.00023	U		80			19		
VMP-49	5	VMP-49-5-111122	11/11/2022	1.1			< 0.021	U		< 0.0021	U		< 0.0021	U		< 0.10	U		0.00043			78			21		
VMP-49	5	VMP-49-5-012723	1/27/2023	0.60			< 0.022	U		< 0.0022	U		< 0.0022	U		0.085	J		< 0.00022	U		77			22		
VMP-49	10	VMP-49-10-050422	5/4/2022	1.4			< 0.022	U		< 0.0022	U		< 0.0022	U		0.062	J		0.000087	J		79			20		
VMP-49	10	VMP-49-10-080122	8/1/2022	2.7			< 0.024	U		< 0.0024	U		< 0.0024	U		0.0038	J		< 0.00024	U		80			17		
VMP-49	10	VMP-49-10-111122	11/11/2022	1.4			< 0.022	U		< 0.0022	U		< 0.0022	U		< 0.11	U		0.00047			79			20		
VMP-49	10	VMP-49-10-012723	1/27/2023	0.62			< 0.022	U		< 0.0022	U		< 0.0022	U		< 0.11	U		< 0.00022	U		77			22		
VMP-49	20	VMP-49-20-050422	5/4/2022	1.4			< 0.022	U		< 0.0022	U		< 0.0022	U		0.025	J		< 0.00022	U		79			20		
VMP-49	20	VMP-49-20-080122	8/1/2022	2.8			< 0.024	U		< 0.0024	U		< 0.0024	U		0.0060	J		0.00011	J		80			17		
VMP-49	20	VMP-49-20-111122	11/11/2022	0.81			< 0.021	U		< 0.0021	U		< 0.0021	U		< 0.10	U		0.000084	J		79			20		
VMP-49	20	VMP-49-20-012723	1/27/2023	0.31			< 0.022	U		< 0.0022	U		< 0.0022	U		< 0.11	U		0.00011	J		78			22		
VMP-49	30	VMP-49-30-050422	5/4/2022	0.60			< 0.022	U		< 0.0022	U		< 0.0022	U		0.25			< 0.00022	U		78			21		
VMP-49	30	VMP-49-30-080122	8/1/2022	0.75			< 0.024	U		< 0.0024	U		< 0.0024	U		0.083	J		< 0.00024	U		79			20		
VMP-49	30	VMP-49-30-111122	11/11/2022	0.68			< 0.019	U		< 0.0019	U		< 0.0019	U		< 0.094	U		< 0.00019	U		78			21		
VMP-49	30	VMP-49-30-012723	1/27/2023	0.55			< 0.021	U		< 0.0021	U		< 0.0021	U		< 0.11	U		< 0.00021	U		77			22		
VMP-50	5	VMP-50-5-050522	5/5/2022	1.5			< 0.020	U		< 0.0020	U		< 0.0020	U		0.0034	J		0.000089	J		80			19		
VMP-50	5	VMP-50-5-072622	7/26/2022	6.7			< 0.021	U		< 0.0021	U		< 0.0021	U		0.013	J		< 0.00021	U		81			12		
VMP-50	5	VMP-50-5-110322	11/3/2022	4.7			< 0.023	U		< 0.0023	U		< 0.0023	U		< 0.12	U		< 0.00023	U		78			17		
VMP-50	5	VMP-50-5-012323	1/23/2023	1.8			< 0.020	U		< 0.0020	U		< 0.0020	U		0.014	J		< 0.00020	U		78			20		
VMP-50	5	VMP-50-5-012323-DUP	1/23/2023	1.7			< 0.021	U		< 0.0021	U		< 0.0021	U		0.013	J		< 0.00021	U		78			20		
VMP-50	10	VMP-50-10-050522	5/5/2022	2.2			< 0.019	U		< 0.0019	U		< 0.0019	U		< 0.096	U		< 0.00019	U		80			18		
VMP-50	10	VMP-50-10-050522-DUP	5/5/2022	2.2			< 0.019	U		< 0.0019	U		< 0.0019	U		0.011	J		< 0.00019	U		80			18		
VMP-50	10	VMP-50-10-072622	7/26/2022	4.0			< 0.020	U		< 0.0020	U		< 0.0020	U		0.0089	J		< 0.00020	U		81			15		
VMP-50	10	VMP-50-10-072622-DUP	7/26/2022	4.0			< 0.020	U		< 0.0020	U		< 0.0020	U		0.0051	J		< 0.00020	U		81			15		
VMP-50	10	VMP-50-10-110322	11/3/2022	5.9			< 0.022	U		< 0.0022	U		< 0.0022	U		< 0.11	U		< 0.00022	U		79			15		
VMP-50	10	VMP-50-10-110322-DUP	11/3/2022	5.9			< 0.022	U		< 0.0022	U		< 0.0022	U		< 0.11	U		< 0.00022	U		78			16		
VMP-50	10	VMP-50-10-012323	1/23/2023	3.9			< 0.020	U		< 0.0020	U		< 0.0020	U		0.016	J		< 0.00020	U		78			18		

TABLE 7
HISTORICAL SUMMARY OF SOIL VAPOR ANALYTICAL RESULTS - NATURAL GASES

Location	Depth	Sample ID	Sample Date	Carbon Dioxide			Carbon Monoxide			Ethane			Ethene			Helium			Methane			Nitrogen			Oxygen		
				Result (%)	Lab Quals	AECOM Quals	Result (%)	Lab Quals	AECOM Quals	Result (%)	Lab Quals	AECOM Quals	Result (%)	Lab Quals	AECOM Quals	Result (%)	Lab Quals	AECOM Quals	Result (%)	Lab Quals	AECOM Quals	Result (%)	Lab Quals	AECOM Quals	Result (%)	Lab Quals	AECOM Quals
VMP-50	20	VMP-50-20-050522	5/5/2022	3.0			< 0.020	U		< 0.0020	U		< 0.0020	U		< 0.098	U		0.00014	J		80			17		
VMP-50	20	VMP-50-20-072622	7/26/2022	3.4			< 0.022	U		< 0.0022	U		< 0.0022	U		0.0093	J		< 0.00022	U		80			17		
VMP-50	20	VMP-50-20-110322	11/3/2022	4.6			< 0.021	U		< 0.0021	U		< 0.0021	U		< 0.11	U		< 0.00021	U		79			16		
VMP-50	20	VMP-50-20-012323	1/23/2023	4.5			< 0.020	U		< 0.0020	U		< 0.0020	U		0.043	J		< 0.00020	U		78			17		
VMP-50	30	VMP-50-30-050522	5/5/2022	2.0			< 0.020	U		< 0.0020	U		< 0.0020	U		< 0.10	U		0.0010			79			19		
VMP-50	30	VMP-50-30-072622	7/26/2022	2.2			< 0.022	U		< 0.0022	U		< 0.0022	U		0.0056	J		0.00083			80			18		
VMP-50	30	VMP-50-30-110322	11/3/2022	3.5			< 0.023	U		< 0.0023	U		< 0.0023	U		< 0.12	U		0.0015			78			18		
VMP-50	30	VMP-50-30-012323	1/23/2023	2.6			< 0.020	U		< 0.0020	U		< 0.0020	U		0.056	J		0.00068			77			20		
VMP-51	5	VMP-51-5-042822	4/28/2022	0.38			< 0.021	U		< 0.0021	U		< 0.0021	U		0.0084	J		0.00010	J		80			20		
VMP-51	5	VMP-51-5-072522	7/25/2022	1.7			< 0.022	U		< 0.0022	U		< 0.0022	U		< 0.11	U		< 0.00022	U		78			20		
VMP-51	5	VMP-51-5-110322	11/3/2022	1.0			< 0.023	U		< 0.0023	U		< 0.0023	U		0.0060	J		< 0.00023	U		79			20		
VMP-51	5	VMP-51-5-012423	1/24/2023	0.29			< 0.019	U		< 0.0019	U		< 0.0019	U		0.0061	J		0.00011	J		78			22		
VMP-51	10	VMP-51-10-042822	4/28/2022	0.70			< 0.021	U		< 0.0021	U		< 0.0021	U		0.0084	J		< 0.00021	U		79			20		
VMP-51	10	VMP-51-10-072522	7/25/2022	2.5			< 0.022	U		< 0.0022	U		< 0.0022	U		0.0069	J		< 0.00022	U		78			19		
VMP-51	10	VMP-51-10-110322	11/3/2022	1.8			< 0.023	U		< 0.0023	U		< 0.0023	U		< 0.12	U		< 0.00023	U		78			20		
VMP-51	10	VMP-51-10-012423	1/24/2023	0.66			< 0.020	U		< 0.0020	U		< 0.0020	U		0.041	J		< 0.00020	U		77			22		
VMP-51	20	VMP-51-20-042822	4/28/2022	1.3			< 0.021	U		< 0.0021	U		< 0.0021	U		0.016	J		< 0.00021	U		80			19		
VMP-51	20	VMP-51-20-072522	7/25/2022	2.1			< 0.022	U		< 0.0022	U		< 0.0022	U		0.0055	J		< 0.00022	U		79			19		
VMP-51	20	VMP-51-20-110322	11/3/2022	2.6			< 0.023	U		< 0.0023	U		< 0.0023	U		< 0.12	U		< 0.00023	U		78			19		
VMP-51	20	VMP-51-20-012423	1/24/2023	1.7			< 0.021	U		< 0.0021	U		< 0.0021	U		< 0.10	U		< 0.00021	U		77			21		
VMP-51	20	VMP-51-20-012423-DUP	1/24/2023	1.7			< 0.020	U		< 0.0020	U		< 0.0020	U		< 0.10	U		< 0.00020	U		77			21		
VMP-51	30	VMP-51-30-042822	4/28/2022	2.2			< 0.022	U		< 0.0022	U		< 0.0022	U		0.023	J		< 0.00022	U		79			19		
VMP-51	30	VMP-51-30-072522	7/25/2022	2.4			< 0.024	U		< 0.0024	U		< 0.0024	U		< 0.12	U		< 0.00024	U		79			19		
VMP-51	30	VMP-51-30-110322	11/3/2022	3.0			< 0.022	U		< 0.0022	U		< 0.0022	U		< 0.11	U		< 0.00022	U		79			18		
VMP-51	30	VMP-51-30-110322-DUP	11/3/2022	3.0			< 0.023	U		< 0.0023	U		< 0.0023	U		< 0.11	U		< 0.00023	U		79			18		
VMP-51	30	VMP-51-30-012423	1/24/2023	2.6			< 0.020	U		< 0.0020	U		< 0.0020	U		0.0053	J		< 0.00020	U		77			20		
VMP-52	5	VMP-52-5-042822	4/28/2022	1.2			< 0.020	U		< 0.0020	U		< 0.0020	U		1.1			< 0.00020	U		80			19		
VMP-52	5	VMP-52-5-110722	11/7/2022	1.3			< 0.022	U		< 0.0022	U		< 0.0022	U		< 0.11	U		0.000090	J		79			20		
VMP-52	5	VMP-52-5-012423	1/24/2023	0.63			< 0.020	U		< 0.0020	U		< 0.0020	U		0.018	J		0.00011	J		78			21		
VMP-52	10	VMP-52-10-042822	4/28/2022	1.8			< 0.022	U		< 0.0022	U		< 0.0022	U		< 0.11	U		< 0.00022	U		79			19		
VMP-52	10	VMP-52-10-110722	11/7/2022	5.0			< 0.023	U		< 0.0023	U		< 0.0023	U		< 0.11	U		< 0.00023	U		77			18		
VMP-52	10	VMP-52-10-012423	1/24/2023	3.3			< 0.020	U		< 0.0020	U		< 0.0020	U		0.011	J		< 0.00020	U		78			19		
VMP-52	20	VMP-52-20-042822	4/28/2022	4.2			< 0.022	U		< 0.0022	U		< 0.0022	U		0.0036	J		< 0.00022	U		80			16		
VMP-52	20	VMP-52-20-072622	7/26/2022	4.3			< 0.020	U		< 0.0020	U		< 0.0020	U		< 0.10	U		< 0.00020	U		80			16		
VMP-52	20	VMP-52-20-110722	11/7/2022	4.7			< 0.023	U		< 0.0023	U		< 0.0023	U		< 0.12	U		< 0.00023	U		79			16		
VMP-52	20	VMP-52-20-012423	1/24/2023	4.9			< 0.020	U		< 0.0020	U		< 0.0020	U		0.052	J		< 0.00020	U		79			16		
VMP-52	20	VMP-52-20-012423-DUP	1/24/2023	5.0			< 0.021	U		< 0.0021	U		< 0.0021	U		0.013	J		< 0.00021	U		79			16		
VMP-52	30	VMP-52-30-042822	4/28/2022	4.2			< 0.022	U		< 0.0022	U		< 0.0022	U		< 0.11	U		< 0.00022	U		80			16		
VMP-52	30	VMP-52-30-072622	7/26/2022	4.3			< 0.021	U		< 0.0021	U		< 0.0021	U		0.058	J		< 0.00021	U		80			16		
VMP-52	30	VMP-52-30-072622-DUP	7/26/2022	4.3			< 0.021	U		< 0.0021	U		< 0.0021	U		0.042	J		< 0.00021	U		80			16		
VMP-52	30	VMP-52-30-110722	11/7/2022	4.6			< 0.022	U		< 0.0022	U		< 0.0022	U		< 0.11	U		< 0.00022	U		79			16		
VMP-52	30	VMP-52-30-012423	1/24/2023	5.0			< 0.020	U		< 0.0020	U		< 0.0020	U		0.013	J		< 0.00020	U		79			16		
VMP-53	5	VMP-53-5-042722	4/27/2022	0.87			< 0.021	U		< 0.0021	U		< 0.0021	U		< 0.10	U		< 0.00021	U		79			20		
VMP-53	5	VMP-53-5-072222	7/22/2022	3.6			< 0.022	U		< 0.0022	U		< 0.0022	U		< 0.11	U		< 0.00022	U		79			17		
VMP-53	5	VMP-53-5-111122	11/11/2022	2.4			< 0.019	U		< 0.0019	U		< 0.0019	U		0.069	J		0.00043			78			20		
VMP-53	5	VMP-53-5-011823	1/18/2023	1.4			< 0.021	U		< 0.0021	U		< 0.0021	U		0.010	J		< 0.00021	U		78			21		
VMP-53	10	VMP-53-10-042722	4/27/2022	0.64			< 0.021	U		< 0.0021	U		< 0.0021	U		0.014	J		< 0.00021	U		79			20		
VMP-53	10	VMP-53-10-072222	7/22/2022	2.9			< 0.023	U		< 0.0023	U		< 0.0023	U		0.052	J		< 0.00023	U		79			18		
VMP-53	10	VMP-53-10-111122	11/11/2022	2.6			< 0.022	U		< 0.0022	U		< 0.0022	U		< 0.11	U		0.00045			77			20		
VMP-53	10	VMP-53-10-011823	1/18/2023	1.8			< 0.021	U		< 0.0021	U		< 0.0021	U		< 0.11	U		< 0.00021	U		78			20		
VMP-53	20	VMP-53-20-042722	4/27/2022	1.2			< 0.021	U		< 0.0021	U		< 0.0021	U		< 0.11	U		< 0.00021	U		79			20		
VMP-53	20	VMP-53-20-072222	7/22/2022	1.9			< 0.022	U		< 0.0022	U		< 0.0022	U		0.038	J		< 0.00022	U		80			18		
VMP-53	20	VMP-53-20-111122	11/11/2022	3.0			< 0.020	U		< 0.0020	U		< 0.0020	U		< 0.10	U		< 0.00020	U		79			18		
VMP-53	20	VMP-53-20-011823	1/18/2023	2.8			< 0.020	U		< 0.0020	U		< 0.0020	U		< 0.099	U		< 0.00020	U		79			18		
VMP-53	30	VMP-53-30-042722	4/27/2022	2.0			< 0.022	U		< 0.0022	U		< 0.0022	U		< 0.11	U		< 0.00022	U		79			19		
VMP-53	30	VMP-53-30-072222	7/22/2022	2.1			< 0.023	U		< 0.0023	U		< 0.0023	U		0.037	J		< 0.00023	U		80			18		
VMP-53	30	VMP-53-30-111122	11/11/2022	3.0			< 0.021	U		< 0.0021	U		< 0.0021	U		< 0.11	U		< 0.00021	U		79			18		
VMP-53	30	VMP-53-30-011823	1/18/2023	3.1			< 0.021	U		< 0.0021	U		< 0.0021	U		0.0034	J		< 0.00021	U		79			18		
VMP-54	5	VMP-54-5-042722	4/27/2022	2.5			< 0.020	U		< 0.0020	U		< 0.0020	U		< 0.10	U		< 0.00020	U		80			18		
VMP-54	5	VMP-54-5-072222	7/22/2022	4.4			< 0.022	U		< 0.0022	U		< 0.0022	U		< 0.11	U		< 0.00022	U		80			16		
VMP-54	5	VMP-54-5-110822	11/8/2022	3.0			< 0.020	U		< 0.0020	U		< 0.0020	U		0.093	J		< 0.00020	U		79			18		
VMP-54	5	VMP-54-5-011823	1/18/2023	1.7			< 0.021	U		< 0.0021	U		< 0.0021	U		0.014	J		< 0.00021	U		79			19		

TABLE 7
HISTORICAL SUMMARY OF SOIL VAPOR ANALYTICAL RESULTS - NATURAL GASES

Location	Depth	Sample ID	Sample Date	Carbon Dioxide			Carbon Monoxide			Ethane			Ethene			Helium			Methane			Nitrogen			Oxygen		
				Result (%)	Lab Quals	AECOM Quals	Result (%)	Lab Quals	AECOM Quals	Result (%)	Lab Quals	AECOM Quals	Result (%)	Lab Quals	AECOM Quals	Result (%)	Lab Quals	AECOM Quals	Result (%)	Lab Quals	AECOM Quals	Result (%)	Lab Quals	AECOM Quals	Result (%)	Lab Quals	AECOM Quals
VMP-54	10	VMP-54-10-042722	4/27/2022	2.3			< 0.022	U		< 0.0022	U		< 0.0022	U		0.0081	J		< 0.00022	U		80			18		
VMP-54	10	VMP-54-10-072222	7/22/2022	3.5			< 0.023	U		< 0.0023	U		< 0.0023	U		0.0043	J		< 0.00023	U		80			16		
VMP-54	10	VMP-54-10-110822	11/8/2022	3.7			< 0.020	U		< 0.0020	U		< 0.0020	U		0.053	J		< 0.00020	U		79			17		
VMP-54	10	VMP-54-10-011823	1/18/2023	2.8			< 0.019	U		< 0.0019	U		< 0.0019	U		0.0033	J		< 0.00019	U		79			18		
VMP-54	20	VMP-54-20-042722	4/27/2022	2.7			< 0.022	U		< 0.0022	U		< 0.0022	U		< 0.11	U		< 0.00022	U		80			17		
VMP-54	20	VMP-54-20-072222	7/22/2022	3.3			< 0.021	U		< 0.0021	U		< 0.0021	U		0.0081	J		< 0.00021	U		81			16		
VMP-54	20	VMP-54-20-110822	11/8/2022	4.4			< 0.020	U		< 0.0020	U		< 0.0020	U		0.029	J		< 0.00020	U		81			15		
VMP-54	20	VMP-54-20-011823	1/18/2023	4.0			< 0.021	U		< 0.0021	U		< 0.0021	U		0.0058	J		< 0.00021	U		80			16		
VMP-54	30	VMP-54-30-042722	4/27/2022	1.9			< 0.022	U		< 0.0022	U		< 0.0022	U		0.076	J		< 0.00022	U		80			18		
VMP-54	30	VMP-54-30-072222	7/22/2022	3.7			< 0.022	U		< 0.0022	U		< 0.0022	U		0.31			0.000093	J		79			17		
VMP-54	30	VMP-54-30-110822	11/8/2022	1.4			< 0.021	U		< 0.0021	U		< 0.0021	U		0.13			0.00012	J		79			19		
VMP-54	30	VMP-54-30-110822-DUP	11/8/2022	1.4			< 0.020	U		< 0.0020	U		< 0.0020	U		0.13			0.000082	J		79			19		
VMP-55	20	VMP-55-20-050322	5/3/2022	16			< 0.020	U		0.0081			< 0.0020	U		0.0037	J		15			67			1.3		
VMP-55	20	VMP-55-20-072822	7/28/2022	16			< 0.022	U		0.00051	J		< 0.0022	U		0.039	J		1.4			81			1.5		
VMP-55	20	VMP-55-20-110922	11/9/2022	16			< 0.022	U		0.0017	J		< 0.0022	U		0.032	J		4.6			78			1.6		
VMP-55	20	VMP-55-20-012423	1/24/2023	17			< 0.020	U		0.0038			< 0.0020	U		< 0.10	U		10			71			1.3		
VMP-56	10	VMP-56-10-050422	5/4/2022	0.72			< 0.022	U		< 0.0022	U		< 0.0022	U		0.015	J		0.00010	J		78			21		
VMP-56	10	VMP-56-10-080122	8/1/2022	0.97			< 0.022	U		< 0.0022	U		< 0.0022	U		< 0.11	U		< 0.00022	U		79			20		
VMP-56	10	VMP-56-10-080122-DUP	8/1/2022	0.98			< 0.023	U		< 0.0023	U		< 0.0023	U		< 0.12	U		< 0.00023	U		79			20		
VMP-56	10	VMP-56-10-111022	11/10/2022	0.30			< 0.021	U		< 0.0021	U		< 0.0021	U		0.012	J		< 0.00021	U		79			21		
VMP-56	10	VMP-56-10-012623	1/26/2023	0.19			< 0.021	U		< 0.0021	U		< 0.0021	U		0.018	J		0.00013	J		78			22		
VMP-56	25	VMP-56-25-050422	5/4/2022	1.1			< 0.021	U		< 0.0021	U		< 0.0021	U		0.014	J		< 0.00021	U		79			20		
VMP-56	25	VMP-56-25-080122	8/1/2022	1.3			< 0.022	U		< 0.0022	U		< 0.0022	U		0.020	J		< 0.00022	U		80			19		
VMP-56	25	VMP-56-25-111022	11/10/2022	1.0			< 0.024	U		< 0.0024	U		< 0.0024	U		0.0031	J		< 0.00024	U		79			20		
VMP-56	25	VMP-56-25-012623	1/26/2023	0.77			< 0.022	U		< 0.0022	U		< 0.0022	U		0.017	J		0.00011	J		77			22		
VMP-56	38 5	VMP-56-38.5-050422	5/4/2022	0.57			< 0.022	U		0.00045	J		< 0.0022	U		4.2			0.00055			73			19		
VMP-56	38 5	VMP-56-38.5-080122	8/1/2022	1.4			< 0.023	U		0.00025	J		< 0.0023	U		0.035	J		0.00095			76			18		
VMP-56	38 5	VMP-56-38.5-111022	11/10/2022	2.2			< 0.023	U		0.0017	J		< 0.0023	U		< 0.11	U		0.0055			72			19		
VMP-56	38 5	VMP-56-38.5-012623	1/26/2023	2.2			< 0.021	U		0.0017	J		< 0.0021	U		< 0.10	U		0.0053			78			20		
VMP-62	5	VMP-62-5-050522	5/5/2022	1.8			< 0.022	U		< 0.0022	U		< 0.0022	U		0.019	J		< 0.00022	U		79			19		
VMP-62	5	VMP-62-5-080222	8/2/2022	6.8			< 0.022	U		< 0.0022	U		< 0.0022	U		< 0.11	U		< 0.00022	U		79			14		
VMP-62	5	VMP-62-5-110822	11/8/2022	3.2			< 0.021	U		< 0.0021	U		< 0.0021	U		0.0097	J		< 0.00021	U		79			18		
VMP-62	5	VMP-62-5-011923	1/19/2023	1.4			< 0.024	U		< 0.0024	U		< 0.0024	U		< 0.12	U		< 0.00024	U		78			21		
VMP-62	10	VMP-62-10-050522	5/5/2022	1.8			< 0.021	U		< 0.0021	U		< 0.0021	U		< 0.10	U		< 0.00021	U		79			19		
VMP-62	10	VMP-62-10-080222	8/2/2022	5.6			< 0.021	U		< 0.0021	U		< 0.0021	U		0.0067	J		< 0.00021	U		79			15		
VMP-62	10	VMP-62-10-110822	11/8/2022	3.6			< 0.020	U		< 0.0020	U		< 0.0020	U		0.0070	J		< 0.00020	U		78			18		
VMP-62	10	VMP-62-10-011923	1/19/2023	1.9			< 0.022	U		< 0.0022	U		< 0.0022	U		< 0.11	U		< 0.00022	U		77			21		
VMP-62	20	VMP-62-20-050522	5/5/2022	1.6			< 0.021	U		< 0.0021	U		< 0.0021	U		0.038	J		< 0.00021	U		79			19		
VMP-62	20	VMP-62-20-080222	8/2/2022	5.0			< 0.023	U		< 0.0023	U		< 0.0023	U		0.010	J		< 0.00023	U		79			16		
VMP-62	20	VMP-62-20-110822	11/8/2022	3.7			< 0.020	U		< 0.0020	U		< 0.0020	U		< 0.098	U		< 0.00020	U		78			18		
VMP-62	20	VMP-62-20-011923	1/19/2023	2.0			< 0.021	U		< 0.0021	U		< 0.0021	U		< 0.10	U		< 0.00021	U		77			21		
VMP-62	30	VMP-62-30-050522	5/5/2022	1.6			< 0.021	U		< 0.0021	U		< 0.0021	U		0.032	J		< 0.00021	U		78			20		
VMP-62	30	VMP-62-30-080222	8/2/2022	2.2			< 0.022	U		< 0.0022	U		< 0.0022	U		< 0.11	U		< 0.00022	U		80			18		
VMP-62	30	VMP-62-30-110822	11/8/2022	2.3			< 0.022	U		< 0.0022	U		< 0.0022	U		0.0063	J		< 0.00022	U		79			19		
VMP-62	30	VMP-62-30-011923	1/19/2023	1.8			< 0.021	U		< 0.0021	U		< 0.0021	U		0.015	J		< 0.00021	U		77			21		
VMP-63	5	VMP-63-5-050222	5/2/2022	0.55			< 0.022	U		< 0.0022	U		< 0.0022	U		0.011	J		< 0.00022	U		78			21		
VMP-63	5	VMP-63-5-072922	7/29/2022	1.1			< 0.023	U		< 0.0023	U		< 0.0023	U		< 0.11	U		< 0.00023	U		79			20		
VMP-63	5	VMP-63-5-110722	11/7/2022	0.42			< 0.020	U		< 0.0020	U		< 0.0020	U		< 0.099	U		< 0.00020	U		78			21		
VMP-63	5	VMP-63-5-012023	1/20/2023	0.23			< 0.018	U		< 0.0018	U		< 0.0018	U		0.0054	J		< 0.00011	J	U	78			22		
VMP-63	10	VMP-63-10-050222	5/2/2022	0.54			< 0.022	U		< 0.0022	U		< 0.0022	U		0.026	J		< 0.00022	U		78			21		
VMP-63	10	VMP-63-10-072922	7/29/2022	1.4			< 0.020	U		< 0.0020	U		< 0.0020	U		< 0.10	U		< 0.00020	U		79			20		
VMP-63	10	VMP-63-10-110722	11/7/2022	0.68			< 0.020	U		< 0.0020	U		< 0.0020	U		< 0.098	U		< 0.00020	U		78			21		
VMP-63	10	VMP-63-10-012023	1/20/2023	0.31			< 0.020	U		< 0.0020	U		< 0.0020	U		< 0.10	U		< 0.00020	U		78			22		

SEE LAST PAGE OF TABLE FOR NOTES

TABLE 7
HISTORICAL SUMMARY OF SOIL VAPOR ANALYTICAL RESULTS - NATURAL GASES

Location	Depth	Sample ID	Sample Date	Carbon Dioxide			Carbon Monoxide			Ethane			Ethene			Helium			Methane			Nitrogen			Oxygen		
				Result (%)	Lab Quals	AECOM Quals	Result (%)	Lab Quals	AECOM Quals	Result (%)	Lab Quals	AECOM Quals	Result (%)	Lab Quals	AECOM Quals	Result (%)	Lab Quals	AECOM Quals	Result (%)	Lab Quals	AECOM Quals	Result (%)	Lab Quals	AECOM Quals	Result (%)	Lab Quals	AECOM Quals
VMP-63	20	VMP-63-20-050222	5/2/2022	**0.43**			< 0.022	U		< 0.0022	U		< 0.0022	U		**0.0055**	J		< 0.00022	U		**78**			**21**		
VMP-63	20	VMP-63-20-072922	7/29/2022	**1.9**			< 0.021	U		< 0.0021	U		< 0.0021	U		**0.012**	J		< 0.00021	U		**79**			**19**		
VMP-63	20	VMP-63-20-110722	11/7/2022	**1.4**			< 0.021	U		< 0.0021	U		< 0.0021	U		< 0.10	U		< 0.00021	U		**79**			**20**		
VMP-63	20	VMP-63-20-012023	1/20/2023	**0.63**			< 0.020	U		< 0.0020	U		< 0.0020	U		< 0.10	U		< 0.00020	U		**77**			**22**		
VMP-63	30	VMP-63-30-050222	5/2/2022	**0.64**			< 0.021	U		< 0.0021	U		< 0.0021	U		**0.0038**	J		< 0.00021	U		**79**			**20**		
VMP-63	30	VMP-63-30-072922	7/29/2022	**1.1**			< 0.021	U		< 0.0021	U		< 0.0021	U		**0.014**	J		< 0.00021	U		**79**			**20**		
VMP-63	30	VMP-63-30-110722	11/7/2022	**0.85**			< 0.019	U		< 0.0019	U		< 0.0019	U		**0.0086**	J		< 0.00019	U		**78**			**21**		
VMP-63	30	VMP-63-30-110722-DUP	11/7/2022	**0.85**			< 0.019	U		< 0.0019	U		< 0.0019	U		< 0.096	U		< 0.00019	U		**78**			**21**		
VMP-63	30	VMP-63-30-012023	1/20/2023	**0.46**			< 0.020	U		< 0.0020	U		< 0.0020	U		< 0.10	U		< 0.00011	J	U	**78**			**22**		
VMP-64	5	VMP-64-5-050522	5/5/2022	**0.53**			< 0.021	U		< 0.0021	U		< 0.0021	U		< 0.10	U		< 0.00021	U		**79**			**20**		
VMP-64	5	VMP-64-5-080122	8/1/2022	**1.4**			< 0.022	U		< 0.0022	U		< 0.0022	U		< 0.11	U		**0.00020**	J		**83**			**16**		
VMP-64	5	VMP-64-5-110422	11/4/2022	**1.8**			< 0.025	U		< 0.0025	U		< 0.0025	U		< 0.13	U		< 0.00025	U		**79**			**19**		
VMP-64	5	VMP-64-5-011923	1/19/2023	**0.95**			< 0.021	U		< 0.0021	U		< 0.0021	U		< 0.11	U		< 0.000066	J	U	**77**			**22**		
VMP-64	10	VMP-64-10-050522	5/5/2022	**1.8**			< 0.021	U		< 0.0021	U		< 0.0021	U		< 0.11	U		< 0.00021	U		**79**			**19**		
VMP-64	10	VMP-64-10-080122	8/1/2022	**2.8**			< 0.022	U		< 0.0022	U		< 0.0022	U		< 0.11	U		**0.00028**			**82**			**15**		
VMP-64	10	VMP-64-10-110422	11/4/2022	**5.2**			< 0.022	U		< 0.0022	U		< 0.0022	U		**0.022**	J		< 0.00022	U		**78**			**17**		
VMP-64	10	VMP-64-10-011923	1/19/2023	**2.5**			< 0.021	U		< 0.0021	U		< 0.0021	U		**0.016**	J		< 0.00021	U		**78**			**20**		
VMP-64	20	VMP-64-20-050522	5/5/2022	**3.0**			< 0.021	U		< 0.0021	U		< 0.0021	U		**0.0046**	J		< 0.00021	U		**79**			**18**		
VMP-64	20	VMP-64-20-050522-DUP	5/5/2022	**3.0**			< 0.021	U		< 0.0021	U		< 0.0021	U		< 0.11	U		< 0.00021	U		**79**			**18**		
VMP-64	20	VMP-64-20-080122	8/1/2022	**2.9**			< 0.022	U		< 0.0022	U		< 0.0022	U		**0.0084**	J		< 0.00022	U		**80**			**17**		
VMP-64	20	VMP-64-20-080122-DUP	8/1/2022	**2.9**			< 0.022	U		< 0.0022	U		< 0.0022	U		< 0.11	U		< 0.00022	U		**79**			**18**		
VMP-64	20	VMP-64-20-110422	11/4/2022	**3.7**			< 0.022	U		< 0.0022	U		< 0.0022	U		< 0.11	U		< 0.00022	U		**78**			**18**		
VMP-64	20	VMP-64-20-011923	1/19/2023	**3.9**			< 0.022	U		< 0.0022	U		< 0.0022	U		**0.0068**	J		< 0.00022	U		**77**			**19**		

Notes:

Bold results are detections above the reporting limit (RL), or es imated detections between the method detection limit (MDL) and RL.

Lab Qualifiers

J = Estimated value; results between the MDL and RL

U = Compound analyzed for but not detected above the RL

AECOM Qualifiers

J = Estimated detection

U = Non-detect due to blank contamination

SEE LAST PAGE OF TABLE FOR NOTES

TABLE 8
SVE SYSTEM MONTHLY MONITORING - SVE SAMPLING DATA

Sample ID	Well Screen Interval (elev. ft) (ft bgs)	Date	Initial Reading Time (24-Hour)	Vacuum/Pressure	Water	Fixed Gases				Soil Vapor Concentrations				Comments
				Initial Reading (Inches of H_2O)	Depth to Water (feet btoc)	CH_4 (%)	LEL (%)	CO_2 (%)	O_2 (%)	PID (ppmv)	THC (ppmv)	CH_4 (ppmv)	PHC (ppmv)	
SVE-03R	400.71-410.71 (31-41)	4/27/2022	11:50	-0.62	38.16	NM	NM	NM	NM	NM	NM	NM	NM	Well valve closed off from SVE System.
SVE-03R		5/24/2022	07:43	-11 00	37 03	0.0	0	1 3	19.7	3.1	16.9	1.1	15 8	
SVE-03R		6/21/2022	08:16	-10 50	36 80	0.0	0	1 3	19 6	2.8	10.4	0.0	10.4	
SVE-03R		7/20/2022	14:33	-9.70	36 62	0.0	0	1.4	19 3	2.5	6.8	0.6	6.2	
SVE-03R		8/24/2022	08:50	-9.61	36.45	0.0	0	1.7	19 2	3.5	22.9	17.1	5.8	
SVE-03R		9/21/2022	09:13	-9.50	37.76	0.0	0	1 5	19 3	0.6	4.5	0.0	4.5	
SVE-03R		10/10/2022	12:49	-8.80	36 90	0.0	0	1 2	19 3	0.3	2.5	0.0	2.5	
SVE-03R		11/14/2022	14:00	-18 30	37.41	0.0	0	1 3	19 6	0.4	3.9	0.0	3.9	
SVE-03R		12/20/2022	10:48	-10 20	37 88	0.0	0	1.1	19 9	1.3	8.2	0.0	8.2	
SVE-03R		1/16/2023	12:44	-8.30	37 97	0.1	3	1 2	19 9	6.8	112	60 2	51 8	
SVE-03R		2/23/2023	09:17	-10 26	38 39	0.0	0	1 0	20.1	4.9	91.1	39.7	51.4	
SVE-03R		3/23/2023	09:28	-9.40	38.11	0.0	0	0 9	20.1	3.1	83.4	41 9	41 5	
SVE-04	427.04-437 04 (5-15)	4/25/2022	00:00	NM	NM	NM	NM	NM	NM	NM	NM	NM	NM	Well valve closed off from SVE System.
SVE-04		5/25/2022	00:00	NM	NM	NM	NM	NM	NM	NM	NM	NM	NM	Well valve closed off from SVE System.
SVE-04		6/21/2022	00:00	NM	NM	NM	NM	NM	NM	NM	NM	NM	NM	Well valve closed off from SVE System.
SVE-04		7/20/2022	00:00	NM	NM	NM	NM	NM	NM	NM	NM	NM	NM	Well valve closed off from SVE System.
SVE-04		8/24/2022	00:00	NM	NM	NM	NM	NM	NM	NM	NM	NM	NM	Well valve closed off from SVE System.
SVE-04		9/21/2022	00:00	NM	NM	NM	NM	NM	NM	NM	NM	NM	NM	Well valve closed off from SVE System.
SVE-04		10/11/2022	00:00	NM	NM	NM	NM	NM	NM	NM	NM	NM	NM	Well valve closed off from SVE System.
SVE-04		11/15/2022	00:00	NM	NM	NM	NM	NM	NM	NM	NM	NM	NM	Well valve closed off from SVE System.
SVE-04		12/20/2022	00:00	NM	NM	NM	NM	NM	NM	NM	NM	NM	NM	Well valve closed off from SVE System.
SVE-04		1/16/2023	00:00	NM	NM	NM	NM	NM	NM	NM	NM	NM	NM	Well valve closed off from SVE System.
SVE-04		2/22/2023	00:00	NM	NM	NM	NM	NM	NM	NM	NM	NM	NM	Well valve closed off from SVE System.
SVE-04		3/23/2023	00:00	NM	NM	NM	NM	NM	NM	NM	NM	NM	NM	Well valve closed off from SVE System.
SVE-05	424.23-434 23 (10-20)	4/25/2022	00:00	NM	NM	NM	NM	NM	NM	NM	NM	NM	NM	Well valve closed off from SVE System.
SVE-05		5/25/2022	00:00	NM	NM	NM	NM	NM	NM	NM	NM	NM	NM	Well valve closed off from SVE System.
SVE-05		6/21/2022	00:00	NM	NM	NM	NM	NM	NM	NM	NM	NM	NM	Well valve closed off from SVE System.
SVE-05		7/20/2022	00:00	NM	NM	NM	NM	NM	NM	NM	NM	NM	NM	Well valve closed off from SVE System.
SVE-05		8/24/2022	00:00	NM	NM	NM	NM	NM	NM	NM	NM	NM	NM	Well valve closed off from SVE System.
SVE-05		9/21/2022	00:00	NM	NM	NM	NM	NM	NM	NM	NM	NM	NM	Well valve closed off from SVE System.
SVE-05		10/11/2022	00:00	NM	NM	NM	NM	NM	NM	NM	NM	NM	NM	Well valve closed off from SVE System.
SVE-05		11/15/2022	00:00	NM	NM	NM	NM	NM	NM	NM	NM	NM	NM	Well valve closed off from SVE System.
SVE-05		12/20/2022	00:00	NM	NM	NM	NM	NM	NM	NM	NM	NM	NM	Well valve closed off from SVE System.
SVE-05		1/16/2023	00:00	NM	NM	NM	NM	NM	NM	NM	NM	NM	NM	Well valve closed off from SVE System.
SVE-05		2/22/2023	00:00	NM	NM	NM	NM	NM	NM	NM	NM	NM	NM	Well valve closed off from SVE System.
SVE-05		3/23/2023	00:00	NM	NM	NM	NM	NM	NM	NM	NM	NM	NM	Well valve closed off from SVE System.
SVE-06	424.04-434 04 (10-20)	4/25/2022	00:00	NM	NM	NM	NM	NM	NM	NM	NM	NM	NM	Well valve closed off from SVE System.
SVE-06		5/25/2022	00:00	NM	NM	NM	NM	NM	NM	NM	NM	NM	NM	Well valve closed off from SVE System.
SVE-06		6/21/2022	00:00	NM	NM	NM	NM	NM	NM	NM	NM	NM	NM	Well valve closed off from SVE System.
SVE-06		7/20/2022	00:00	NM	NM	NM	NM	NM	NM	NM	NM	NM	NM	Well valve closed off from SVE System.
SVE-06		8/24/2022	00:00	NM	NM	NM	NM	NM	NM	NM	NM	NM	NM	Well valve closed off from SVE System.
SVE-06		9/21/2022	00:00	NM	NM	NM	NM	NM	NM	NM	NM	NM	NM	Well valve closed off from SVE System.
SVE-06		10/11/2022	00:00	NM	NM	NM	NM	NM	NM	NM	NM	NM	NM	Well valve closed off from SVE System.
SVE-06		11/15/2022	00:00	NM	NM	NM	NM	NM	NM	NM	NM	NM	NM	Well valve closed off from SVE System.
SVE-06		12/20/2022	00:00	NM	NM	NM	NM	NM	NM	NM	NM	NM	NM	Well valve closed off from SVE System.
SVE-06		1/16/2023	00:00	NM	NM	NM	NM	NM	NM	NM	NM	NM	NM	Well valve closed off from SVE System.
SVE-06		2/22/2023	00:00	NM	NM	NM	NM	NM	NM	NM	NM	NM	NM	Well valve closed off from SVE System.
SVE-06		3/23/2023	00:00	NM	NM	NM	NM	NM	NM	NM	NM	NM	NM	Well valve closed off from SVE System.

TABLE 8
SVE SYSTEM MONTHLY MONITORING - SVE SAMPLING DATA

Sample ID	Well Screen Interval (elev. ft) (ft bgs)	Date	Initial Reading Time (24-Hour)	Vacuum/Pressure	Water	Fixed Gases				Soil Vapor Concentrations				Comments
				Initial Reading (Inches of H_2O)	Depth to Water (feet btoc)	CH_4 (%)	LEL (%)	CO_2 (%)	O_2 (%)	PID (ppmv)	THC (ppmv)	CH_4 (ppmv)	PHC (ppmv)	
SVE-07	423.71-433.71 (10-20)	4/25/2022	00:00	NM	NM	NM	NM	NM	NM	NM	NM	NM	NM	Well valve closed off from SVE System.
SVE-07		5/25/2022	00:00	NM	NM	NM	NM	NM	NM	NM	NM	NM	NM	Well valve closed off from SVE System.
SVE-07		6/21/2022	00:00	NM	NM	NM	NM	NM	NM	NM	NM	NM	NM	Well valve closed off from SVE System.
SVE-07		7/20/2022	00:00	NM	NM	NM	NM	NM	NM	NM	NM	NM	NM	Well valve closed off from SVE System.
SVE-07		8/24/2022	00:00	NM	NM	NM	NM	NM	NM	NM	NM	NM	NM	Well valve closed off from SVE System.
SVE-07		9/21/2022	00:00	NM	NM	NM	NM	NM	NM	NM	NM	NM	NM	Well valve closed off from SVE System.
SVE-07		10/11/2022	00:00	NM	NM	NM	NM	NM	NM	NM	NM	NM	NM	Well valve closed off from SVE System.
SVE-07		11/15/2022	00:00	NM	NM	NM	NM	NM	NM	NM	NM	NM	NM	Well valve closed off from SVE System.
SVE-07		12/20/2022	00:00	NM	NM	NM	NM	NM	NM	NM	NM	NM	NM	Well valve closed off from SVE System.
SVE-07		1/16/2023	00:00	NM	NM	NM	NM	NM	NM	NM	NM	NM	NM	Well valve closed off from SVE System.
SVE-07		2/22/2023	00:00	NM	NM	NM	NM	NM	NM	NM	NM	NM	NM	Well valve closed off from SVE System.
SVE-07		3/23/2023	00:00	NM	NM	NM	NM	NM	NM	NM	NM	NM	NM	Well valve closed off from SVE System.
SVE-08	424.12-434.12 (9-19)	4/25/2022	00:00	NM	NM	NM	NM	NM	NM	NM	NM	NM	NM	Well valve closed off from SVE System.
SVE-08		5/25/2022	00:00	NM	NM	NM	NM	NM	NM	NM	NM	NM	NM	Well valve closed off from SVE System.
SVE-08		6/21/2022	00:00	NM	NM	NM	NM	NM	NM	NM	NM	NM	NM	Well valve closed off from SVE System.
SVE-08		7/20/2022	00:00	NM	NM	NM	NM	NM	NM	NM	NM	NM	NM	Well valve closed off from SVE System.
SVE-08		8/24/2022	00:00	NM	NM	NM	NM	NM	NM	NM	NM	NM	NM	Well valve closed off from SVE System.
SVE-08		9/21/2022	00:00	NM	NM	NM	NM	NM	NM	NM	NM	NM	NM	Well valve closed off from SVE System.
SVE-08		10/11/2022	00:00	NM	NM	NM	NM	NM	NM	NM	NM	NM	NM	Well valve closed off from SVE System.
SVE-08		11/15/2022	00:00	NM	NM	NM	NM	NM	NM	NM	NM	NM	NM	Well valve closed off from SVE System.
SVE-08		12/20/2022	00:00	NM	NM	NM	NM	NM	NM	NM	NM	NM	NM	Well valve closed off from SVE System.
SVE-08		1/16/2023	00:00	NM	NM	NM	NM	NM	NM	NM	NM	NM	NM	Well valve closed off from SVE System.
SVE-08		2/22/2023	00:00	NM	NM	NM	NM	NM	NM	NM	NM	NM	NM	Well valve closed off from SVE System.
SVE-08		3/23/2023	00:00	NM	NM	NM	NM	NM	NM	NM	NM	NM	NM	Well valve closed off from SVE System.
SVE-09	422.41-432.41 (10-20)	4/25/2022	00:00	NM	NM	NM	NM	NM	NM	NM	NM	NM	NM	Well valve closed off from SVE System.
SVE-09		5/25/2022	00:00	NM	NM	NM	NM	NM	NM	NM	NM	NM	NM	Well valve closed off from SVE System.
SVE-09		6/21/2022	00:00	NM	NM	NM	NM	NM	NM	NM	NM	NM	NM	Well valve closed off from SVE System.
SVE-09		7/20/2022	00:00	NM	NM	NM	NM	NM	NM	NM	NM	NM	NM	Well valve closed off from SVE System.
SVE-09		8/24/2022	00:00	NM	NM	NM	NM	NM	NM	NM	NM	NM	NM	Well valve closed off from SVE System.
SVE-09		9/21/2022	00:00	NM	NM	NM	NM	NM	NM	NM	NM	NM	NM	Well valve closed off from SVE System.
SVE-09		10/11/2022	00:00	NM	NM	NM	NM	NM	NM	NM	NM	NM	NM	Well valve closed off from SVE System.
SVE-09		11/15/2022	00:00	NM	NM	NM	NM	NM	NM	NM	NM	NM	NM	Well valve closed off from SVE System.
SVE-09		12/20/2022	00:00	NM	NM	NM	NM	NM	NM	NM	NM	NM	NM	Well valve closed off from SVE System.
SVE-09		1/16/2023	00:00	NM	NM	NM	NM	NM	NM	NM	NM	NM	NM	Well valve closed off from SVE System.
SVE-09		2/22/2023	00:00	NM	NM	NM	NM	NM	NM	NM	NM	NM	NM	Well valve closed off from SVE System.
SVE-09		3/23/2023	00:00	NM	NM	NM	NM	NM	NM	NM	NM	NM	NM	Well valve closed off from SVE System.
SVE-10	422.74-432.74 (10-20)	4/25/2022	00:00	NM	NM	NM	NM	NM	NM	NM	NM	NM	NM	Well valve closed off from SVE System.
SVE-10		5/25/2022	00:00	NM	NM	NM	NM	NM	NM	NM	NM	NM	NM	Well valve closed off from SVE System.
SVE-10		6/21/2022	00:00	NM	NM	NM	NM	NM	NM	NM	NM	NM	NM	Well valve closed off from SVE System.
SVE-10		7/20/2022	00:00	NM	NM	NM	NM	NM	NM	NM	NM	NM	NM	Well valve closed off from SVE System.
SVE-10		8/24/2022	00:00	NM	NM	NM	NM	NM	NM	NM	NM	NM	NM	Well valve closed off from SVE System.
SVE-10		9/21/2022	00:00	NM	NM	NM	NM	NM	NM	NM	NM	NM	NM	Well valve closed off from SVE System.
SVE-10		10/11/2022	00:00	NM	NM	NM	NM	NM	NM	NM	NM	NM	NM	Well valve closed off from SVE System.
SVE-10		11/15/2022	00:00	NM	NM	NM	NM	NM	NM	NM	NM	NM	NM	Well valve closed off from SVE System.
SVE-10		12/20/2022	00:00	NM	NM	NM	NM	NM	NM	NM	NM	NM	NM	Well valve closed off from SVE System.
SVE-10		1/16/2023	00:00	NM	NM	NM	NM	NM	NM	NM	NM	NM	NM	Well valve closed off from SVE System.
SVE-10		2/22/2023	00:00	NM	NM	NM	NM	NM	NM	NM	NM	NM	NM	Well valve closed off from SVE System.
SVE-10		3/23/2023	00:00	NM	NM	NM	NM	NM	NM	NM	NM	NM	NM	Well valve closed off from SVE System.

TABLE 8
SVE SYSTEM MONTHLY MONITORING - SVE SAMPLING DATA

Sample ID	Well Screen Interval (elev. ft) (ft bgs)	Date	Initial Reading Time (24-Hour)	Vacuum/Pressure	Water	Fixed Gases				Soil Vapor Concentrations				Comments
				Initial Reading (Inches of H_2O)	Depth to Water (feet btoc)	CH_4 (%)	LEL (%)	CO_2 (%)	O_2 (%)	PID (ppmv)	THC (ppmv)	CH_4 (ppmv)	PHC (ppmv)	
SVE-11	423.56-433 56 (10-20)	4/25/2022	00:00	NM	NM	NM	NM	NM	NM	NM	NM	NM	NM	Well valve closed off from SVE System.
SVE-11		5/25/2022	00:00	NM	NM	NM	NM	NM	NM	NM	NM	NM	NM	Well valve closed off from SVE System.
SVE-11		6/21/2022	00:00	NM	NM	NM	NM	NM	NM	NM	NM	NM	NM	Well valve closed off from SVE System.
SVE-11		7/20/2022	00:00	NM	NM	NM	NM	NM	NM	NM	NM	NM	NM	Well valve closed off from SVE System.
SVE-11		8/24/2022	00:00	NM	NM	NM	NM	NM	NM	NM	NM	NM	NM	Well valve closed off from SVE System.
SVE-11		9/21/2022	00:00	NM	NM	NM	NM	NM	NM	NM	NM	NM	NM	Well valve closed off from SVE System.
SVE-11		10/11/2022	00:00	NM	NM	NM	NM	NM	NM	NM	NM	NM	NM	Well valve closed off from SVE System.
SVE-11		11/15/2022	00:00	NM	NM	NM	NM	NM	NM	NM	NM	NM	NM	Well valve closed off from SVE System.
SVE-11		12/20/2022	00:00	NM	NM	NM	NM	NM	NM	NM	NM	NM	NM	Well valve closed off from SVE System.
SVE-11		1/16/2023	00:00	NM	NM	NM	NM	NM	NM	NM	NM	NM	NM	Well valve closed off from SVE System.
SVE-11		2/22/2023	00:00	NM	NM	NM	NM	NM	NM	NM	NM	NM	NM	Well valve closed off from SVE System.
SVE-11		3/23/2023	00:00	NM	NM	NM	NM	NM	NM	NM	NM	NM	NM	Well valve closed off from SVE System.
SVE-12	423.78-433.78 (10-20)	4/25/2022	00:00	NM	NM	NM	NM	NM	NM	NM	NM	NM	NM	Well valve closed off from SVE System.
SVE-12		5/25/2022	00:00	NM	NM	NM	NM	NM	NM	NM	NM	NM	NM	Well valve closed off from SVE System.
SVE-12		6/21/2022	00:00	NM	NM	NM	NM	NM	NM	NM	NM	NM	NM	Well valve closed off from SVE System.
SVE-12		7/20/2022	00:00	NM	NM	NM	NM	NM	NM	NM	NM	NM	NM	Well valve closed off from SVE System.
SVE-12		8/24/2022	00:00	NM	NM	NM	NM	NM	NM	NM	NM	NM	NM	Well valve closed off from SVE System.
SVE-12		9/21/2022	00:00	NM	NM	NM	NM	NM	NM	NM	NM	NM	NM	Well valve closed off from SVE System.
SVE-12		10/11/2022	00:00	NM	NM	NM	NM	NM	NM	NM	NM	NM	NM	Well valve closed off from SVE System.
SVE-12		11/15/2022	00:00	NM	NM	NM	NM	NM	NM	NM	NM	NM	NM	Well valve closed off from SVE System.
SVE-12		12/20/2022	00:00	NM	NM	NM	NM	NM	NM	NM	NM	NM	NM	Well valve closed off from SVE System.
SVE-12		1/16/2023	00:00	NM	NM	NM	NM	NM	NM	NM	NM	NM	NM	Well valve closed off from SVE System.
SVE-12		2/22/2023	00:00	NM	NM	NM	NM	NM	NM	NM	NM	NM	NM	Well valve closed off from SVE System.
SVE-12		3/23/2023	00:00	NM	NM	NM	NM	NM	NM	NM	NM	NM	NM	Well valve closed off from SVE System.
SVE-13	423.77-433.77 (10-20)	4/25/2022	00:00	NM	NM	NM	NM	NM	NM	NM	NM	NM	NM	Well valve closed off from SVE System.
SVE-13		5/25/2022	00:00	NM	NM	NM	NM	NM	NM	NM	NM	NM	NM	Well valve closed off from SVE System.
SVE-13		6/21/2022	00:00	NM	NM	NM	NM	NM	NM	NM	NM	NM	NM	Well valve closed off from SVE System.
SVE-13		7/20/2022	00:00	NM	NM	NM	NM	NM	NM	NM	NM	NM	NM	Well valve closed off from SVE System.
SVE-13		8/24/2022	00:00	NM	NM	NM	NM	NM	NM	NM	NM	NM	NM	Well valve closed off from SVE System.
SVE-13		9/21/2022	00:00	NM	NM	NM	NM	NM	NM	NM	NM	NM	NM	Well valve closed off from SVE System.
SVE-13		10/11/2022	00:00	NM	NM	NM	NM	NM	NM	NM	NM	NM	NM	Well valve closed off from SVE System.
SVE-13		11/15/2022	00:00	NM	NM	NM	NM	NM	NM	NM	NM	NM	NM	Well valve closed off from SVE System.
SVE-13		12/20/2022	00:00	NM	NM	NM	NM	NM	NM	NM	NM	NM	NM	Well valve closed off from SVE System.
SVE-13		1/16/2023	00:00	NM	NM	NM	NM	NM	NM	NM	NM	NM	NM	Well valve closed off from SVE System.
SVE-13		2/22/2023	00:00	NM	NM	NM	NM	NM	NM	NM	NM	NM	NM	Well valve closed off from SVE System.
SVE-13		3/23/2023	00:00	NM	NM	NM	NM	NM	NM	NM	NM	NM	NM	Well valve closed off from SVE System.
SVE-14	423.87-433 87 (10-20)	4/25/2022	00:00	NM	NM	NM	NM	NM	NM	NM	NM	NM	NM	Well valve closed off from SVE System.
SVE-14		5/25/2022	00:00	NM	NM	NM	NM	NM	NM	NM	NM	NM	NM	Well valve closed off from SVE System.
SVE-14		6/21/2022	00:00	NM	NM	NM	NM	NM	NM	NM	NM	NM	NM	Well valve closed off from SVE System.
SVE-14		7/20/2022	00:00	NM	NM	NM	NM	NM	NM	NM	NM	NM	NM	Well valve closed off from SVE System.
SVE-14		8/24/2022	00:00	NM	NM	NM	NM	NM	NM	NM	NM	NM	NM	Well valve closed off from SVE System.
SVE-14		9/21/2022	00:00	NM	NM	NM	NM	NM	NM	NM	NM	NM	NM	Well valve closed off from SVE System.
SVE-14		10/11/2022	00:00	NM	NM	NM	NM	NM	NM	NM	NM	NM	NM	Well valve closed off from SVE System.
SVE-14		11/15/2022	00:00	NM	NM	NM	NM	NM	NM	NM	NM	NM	NM	Well valve closed off from SVE System.
SVE-14		12/20/2022	00:00	NM	NM	NM	NM	NM	NM	NM	NM	NM	NM	Well valve closed off from SVE System.
SVE-14		1/16/2023	00:00	NM	NM	NM	NM	NM	NM	NM	NM	NM	NM	Well valve closed off from SVE System.
SVE-14		2/22/2023	00:00	NM	NM	NM	NM	NM	NM	NM	NM	NM	NM	Well valve closed off from SVE System.
SVE-14		3/23/2023	00:00	NM	NM	NM	NM	NM	NM	NM	NM	NM	NM	Well valve closed off from SVE System.

TABLE 8
SVE SYSTEM MONTHLY MONITORING - SVE SAMPLING DATA

Sample ID	Well Screen Interval (elev. ft) (ft bgs)	Date	Initial Reading Time (24-Hour)	Vacuum/Pressure	Water	Fixed Gases				Soil Vapor Concentrations				Comments
				Initial Reading (Inches of H_2O)	Depth to Water (feet btoc)	CH_4 (%)	LEL (%)	CO_2 (%)	O_2 (%)	PID (ppmv)	THC (ppmv)	CH_4 (ppmv)	PHC (ppmv)	
SVE-15	424.15-434.15 (10-20)	4/25/2022	00:00	NM	NM	NM	NM	NM	NM	NM	NM	NM	NM	Well valve closed off from SVE System.
SVE-15		5/25/2022	00:00	NM	NM	NM	NM	NM	NM	NM	NM	NM	NM	Well valve closed off from SVE System.
SVE-15		6/21/2022	00:00	NM	NM	NM	NM	NM	NM	NM	NM	NM	NM	Well valve closed off from SVE System.
SVE-15		7/20/2022	00:00	NM	NM	NM	NM	NM	NM	NM	NM	NM	NM	Well valve closed off from SVE System.
SVE-15		8/24/2022	00:00	NM	NM	NM	NM	NM	NM	NM	NM	NM	NM	Well valve closed off from SVE System.
SVE-15		9/21/2022	00:00	NM	NM	NM	NM	NM	NM	NM	NM	NM	NM	Well valve closed off from SVE System.
SVE-15		10/11/2022	00:00	NM	NM	NM	NM	NM	NM	NM	NM	NM	NM	Well valve closed off from SVE System.
SVE-15		11/15/2022	00:00	NM	NM	NM	NM	NM	NM	NM	NM	NM	NM	Well valve closed off from SVE System.
SVE-15		12/20/2022	00:00	NM	NM	NM	NM	NM	NM	NM	NM	NM	NM	Well valve closed off from SVE System.
SVE-15		1/16/2023	00:00	NM	NM	NM	NM	NM	NM	NM	NM	NM	NM	Well valve closed off from SVE System.
SVE-15		2/22/2023	00:00	NM	NM	NM	NM	NM	NM	NM	NM	NM	NM	Well valve closed off from SVE System.
SVE-15		3/23/2023	00:00	NM	NM	NM	NM	NM	NM	NM	NM	NM	NM	Well valve closed off from SVE System.
SVE-16	423.97-433 97 (10-20)	4/25/2022	00:00	NM	NM	NM	NM	NM	NM	NM	NM	NM	NM	Well valve closed off from SVE System.
SVE-16		5/25/2022	00:00	NM	NM	NM	NM	NM	NM	NM	NM	NM	NM	Well valve closed off from SVE System.
SVE-16		6/21/2022	00:00	NM	NM	NM	NM	NM	NM	NM	NM	NM	NM	Well valve closed off from SVE System.
SVE-16		7/20/2022	00:00	NM	NM	NM	NM	NM	NM	NM	NM	NM	NM	Well valve closed off from SVE System.
SVE-16		8/24/2022	00:00	NM	NM	NM	NM	NM	NM	NM	NM	NM	NM	Well valve closed off from SVE System.
SVE-16		9/21/2022	00:00	NM	NM	NM	NM	NM	NM	NM	NM	NM	NM	Well valve closed off from SVE System.
SVE-16		10/11/2022	00:00	NM	NM	NM	NM	NM	NM	NM	NM	NM	NM	Well valve closed off from SVE System.
SVE-16		11/15/2022	00:00	NM	NM	NM	NM	NM	NM	NM	NM	NM	NM	Well valve closed off from SVE System.
SVE-16		12/20/2022	00:00	NM	NM	NM	NM	NM	NM	NM	NM	NM	NM	Well valve closed off from SVE System.
SVE-16		1/16/2023	00:00	NM	NM	NM	NM	NM	NM	NM	NM	NM	NM	Well valve closed off from SVE System.
SVE-16		2/22/2023	00:00	NM	NM	NM	NM	NM	NM	NM	NM	NM	NM	Well valve closed off from SVE System.
SVE-16		3/23/2023	00:00	NM	NM	NM	NM	NM	NM	NM	NM	NM	NM	Well valve closed off from SVE System.
SVE-17	424.42-434.42 (10-20)	4/25/2022	00:00	NM	NM	NM	NM	NM	NM	NM	NM	NM	NM	Well valve closed off from SVE System.
SVE-17		5/25/2022	00:00	NM	NM	NM	NM	NM	NM	NM	NM	NM	NM	Well valve closed off from SVE System.
SVE-17		6/21/2022	00:00	NM	NM	NM	NM	NM	NM	NM	NM	NM	NM	Well valve closed off from SVE System.
SVE-17		7/20/2022	00:00	NM	NM	NM	NM	NM	NM	NM	NM	NM	NM	Well valve closed off from SVE System.
SVE-17		8/24/2022	00:00	NM	NM	NM	NM	NM	NM	NM	NM	NM	NM	Well valve closed off from SVE System.
SVE-17		9/21/2022	00:00	NM	NM	NM	NM	NM	NM	NM	NM	NM	NM	Well valve closed off from SVE System.
SVE-17		10/11/2022	00:00	NM	NM	NM	NM	NM	NM	NM	NM	NM	NM	Well valve closed off from SVE System.
SVE-17		11/15/2022	00:00	NM	NM	NM	NM	NM	NM	NM	NM	NM	NM	Well valve closed off from SVE System.
SVE-17		12/20/2022	00:00	NM	NM	NM	NM	NM	NM	NM	NM	NM	NM	Well valve closed off from SVE System.
SVE-17		1/16/2023	00:00	NM	NM	NM	NM	NM	NM	NM	NM	NM	NM	Well valve closed off from SVE System.
SVE-17		2/22/2023	00:00	NM	NM	NM	NM	NM	NM	NM	NM	NM	NM	Well valve closed off from SVE System.
SVE-17		3/23/2023	00:00	NM	NM	NM	NM	NM	NM	NM	NM	NM	NM	Well valve closed off from SVE System.
SVE-18	426.93-436 93 (8-18)	4/25/2022	00:00	NM	NM	NM	NM	NM	NM	NM	NM	NM	NM	Well valve closed off from SVE System.
SVE-18		5/25/2022	00:00	NM	NM	NM	NM	NM	NM	NM	NM	NM	NM	Well valve closed off from SVE System.
SVE-18		6/21/2022	00:00	NM	NM	NM	NM	NM	NM	NM	NM	NM	NM	Well valve closed off from SVE System.
SVE-18		7/20/2022	00:00	NM	NM	NM	NM	NM	NM	NM	NM	NM	NM	Well valve closed off from SVE System.
SVE-18		8/24/2022	00:00	NM	NM	NM	NM	NM	NM	NM	NM	NM	NM	Well valve closed off from SVE System.
SVE-18		9/21/2022	00:00	NM	NM	NM	NM	NM	NM	NM	NM	NM	NM	Well valve closed off from SVE System.
SVE-18		10/11/2022	00:00	NM	NM	NM	NM	NM	NM	NM	NM	NM	NM	Well valve closed off from SVE System.
SVE-18		11/15/2022	00:00	NM	NM	NM	NM	NM	NM	NM	NM	NM	NM	Well valve closed off from SVE System.
SVE-18		12/20/2022	00:00	NM	NM	NM	NM	NM	NM	NM	NM	NM	NM	Well valve closed off from SVE System.
SVE-18		1/16/2023	00:00	NM	NM	NM	NM	NM	NM	NM	NM	NM	NM	Well valve closed off from SVE System.
SVE-18		2/22/2023	00:00	NM	NM	NM	NM	NM	NM	NM	NM	NM	NM	Well valve closed off from SVE System.
SVE-18		3/23/2023	00:00	NM	NM	NM	NM	NM	NM	NM	NM	NM	NM	Well valve closed off from SVE System.

TABLE 8
SVE SYSTEM MONTHLY MONITORING - SVE SAMPLING DATA

Sample ID	Well Screen Interval (elev. ft) (ft bgs)	Date	Initial Reading Time (24-Hour)	Vacuum/Pressure	Water	Fixed Gases				Soil Vapor Concentrations				Comments
				Initial Reading (Inches of H_2O)	Depth to Water (feet btoc)	CH_4 (%)	LEL (%)	CO_2 (%)	O_2 (%)	PID (ppmv)	THC (ppmv)	CH_4 (ppmv)	PHC (ppmv)	
SVE-19	423.44-433.44 (11-21)	4/25/2022	00:00	NM	NM	NM	NM	NM	NM	NM	NM	NM	NM	Well valve closed off from SVE System.
SVE-19		5/25/2022	00:00	NM	NM	NM	NM	NM	NM	NM	NM	NM	NM	Well valve closed off from SVE System.
SVE-19		6/21/2022	00:00	NM	NM	NM	NM	NM	NM	NM	NM	NM	NM	Well valve closed off from SVE System.
SVE-19		7/20/2022	00:00	NM	NM	NM	NM	NM	NM	NM	NM	NM	NM	Well valve closed off from SVE System.
SVE-19		8/24/2022	00:00	NM	NM	NM	NM	NM	NM	NM	NM	NM	NM	Well valve closed off from SVE System.
SVE-19		9/21/2022	00:00	NM	NM	NM	NM	NM	NM	NM	NM	NM	NM	Well valve closed off from SVE System.
SVE-19		10/11/2022	00:00	NM	NM	NM	NM	NM	NM	NM	NM	NM	NM	Well valve closed off from SVE System.
SVE-19		11/15/2022	00:00	NM	NM	NM	NM	NM	NM	NM	NM	NM	NM	Well valve closed off from SVE System.
SVE-19		12/20/2022	00:00	NM	NM	NM	NM	NM	NM	NM	NM	NM	NM	Well valve closed off from SVE System.
SVE-19		1/16/2023	00:00	NM	NM	NM	NM	NM	NM	NM	NM	NM	NM	Well valve closed off from SVE System.
SVE-19		2/22/2023	00:00	NM	NM	NM	NM	NM	NM	NM	NM	NM	NM	Well valve closed off from SVE System.
SVE-19		3/23/2023	00:00	NM	NM	NM	NM	NM	NM	NM	NM	NM	NM	Well valve closed off from SVE System.
SVE-20	409.67-419 67 (25-35)	4/21/2022	09:07	-67 90	NE	56 8	OVR	10.2	5.7	459	102000	96300	5700	
SVE-20		4/26/2022	11:05	-68 00	32 39	39.1	OVR	10.0	6.1	475	93140	77280	15860	
SVE-20		5/23/2022	14:52	-77 60	NE	32 8	OVR	8 2	8.6	613	74240	48150	26090	
SVE-20		6/22/2022	08:27	-74 60	NE	29.1	OVR	10.3	5.0	431	86960	68790	18170	
SVE-20		7/20/2022	11:13	-75.70	NE	31 9	OVR	10.1	4.9	446	97820	76450	21370	
SVE-20		8/23/2022	12:42	-77 30	NE	40 0	OVR	9 8	5.8	373	94300	80150	14150	
SVE-20		9/20/2022	10:18	-77.40	NE	25.7	OVR	11.0	4.1	353	77800	58000	19800	
SVE-20		10/10/2022	10:19	-82.10	32 80	16 3	OVR	11.8	2.8	302	51420	46880	4540	
SVE-20		11/14/2022	11:16	-73 20	32 34	8.7	OVR	12.2	2.5	274	51150	42160	8990	
SVE-20		12/19/2022	12:16	-71 60	34 59	5.6	OVR	12.7	2.2	269	33970	28750	5220	
SVE-20		1/16/2023	10:21	-69.40	33 59	4.0	81	13.3	1.5	167	28170	25290	2880	
SVE-20		2/22/2023	08:26	-66.70	33 31	4.0	81	13.0	1.8	189	28010	24060	3950	
SVE-20		3/22/2023	11:29	-20.10	33.17	2.7	55	12.2	3.4	141	21950	19310	2640	
SVE-21	408.29-418 29 (25-35)	4/25/2022	00:00	NM	NM	NM	NM	NM	NM	NM	NM	NM	NM	Well valve closed off from SVE System.
SVE-21		5/25/2022	00:00	NM	NM	NM	NM	NM	NM	NM	NM	NM	NM	Well valve closed off from SVE System.
SVE-21		6/21/2022	00:00	NM	NM	NM	NM	NM	NM	NM	NM	NM	NM	Well valve closed off from SVE System.
SVE-21		7/20/2022	00:00	NM	NM	NM	NM	NM	NM	NM	NM	NM	NM	Well valve closed off from SVE System.
SVE-21		8/24/2022	00:00	NM	NM	NM	NM	NM	NM	NM	NM	NM	NM	Well valve closed off from SVE System.
SVE-21		9/20/2022	00:00	NM	NM	NM	NM	NM	NM	NM	NM	NM	NM	Well valve closed off from SVE System.
SVE-21		10/11/2022	00:00	NM	NM	NM	NM	NM	NM	NM	NM	NM	NM	Well valve closed off from SVE System.
SVE-21		11/15/2022	00:00	NM	NM	NM	NM	NM	NM	NM	NM	NM	NM	Well valve closed off from SVE System.
SVE-21		12/20/2022	00:00	NM	NM	NM	NM	NM	NM	NM	NM	NM	NM	Well valve closed off from SVE System.
SVE-21		1/16/2023	00:00	NM	NM	NM	NM	NM	NM	NM	NM	NM	NM	Well valve closed off from SVE System.
SVE-21		2/22/2023	00:00	NM	NM	NM	NM	NM	NM	NM	NM	NM	NM	Well valve closed off from SVE System.
SVE-21		3/23/2023	00:00	NM	NM	NM	NM	NM	NM	NM	NM	NM	NM	Well valve closed off from SVE System.
SVE-22	404.37-414 37 (25-35)	4/25/2022	00:00	NM	NM	NM	NM	NM	NM	NM	NM	NM	NM	Well valve closed off from SVE System.
SVE-22		5/25/2022	00:00	NM	NM	NM	NM	NM	NM	NM	NM	NM	NM	Well valve closed off from SVE System.
SVE-22		6/21/2022	00:00	NM	NM	NM	NM	NM	NM	NM	NM	NM	NM	Well valve closed off from SVE System.
SVE-22		7/20/2022	00:00	NM	NM	NM	NM	NM	NM	NM	NM	NM	NM	Well valve closed off from SVE System.
SVE-22		8/24/2022	00:00	NM	NM	NM	NM	NM	NM	NM	NM	NM	NM	Well valve closed off from SVE System.
SVE-22		9/21/2022	00:00	NM	NM	NM	NM	NM	NM	NM	NM	NM	NM	Well valve closed off from SVE System.
SVE-22		10/11/2022	00:00	NM	NM	NM	NM	NM	NM	NM	NM	NM	NM	Well valve closed off from SVE System.
SVE-22		11/15/2022	00:00	NM	NM	NM	NM	NM	NM	NM	NM	NM	NM	Well valve closed off from SVE System.
SVE-22		12/20/2022	00:00	NM	NM	NM	NM	NM	NM	NM	NM	NM	NM	Well valve closed off from SVE System.
SVE-22		1/16/2023	00:00	NM	NM	NM	NM	NM	NM	NM	NM	NM	NM	Well valve closed off from SVE System.
SVE-22		2/22/2023	00:00	NM	NM	NM	NM	NM	NM	NM	NM	NM	NM	Well valve closed off from SVE System.
SVE-22		3/23/2023	00:00	NM	NM	NM	NM	NM	NM	NM	NM	NM	NM	Well valve closed off from SVE System.

TABLE 8
SVE SYSTEM MONTHLY MONITORING - SVE SAMPLING DATA

Sample ID	Well Screen Interval (elev. ft) (ft bgs)	Date	Initial Reading Time (24-Hour)	Vacuum/Pressure	Water	Fixed Gases				Soil Vapor Concentrations				Comments
				Initial Reading (Inches of H_2O)	Depth to Water (feet btoc)	CH_4 (%)	LEL (%)	CO_2 (%)	O_2 (%)	PID (ppmv)	THC (ppmv)	CH_4 (ppmv)	PHC (ppmv)	
SVE-23	405.75-415.75 (15-25)	4/25/2022	00:00	NM	NM	NM	NM	NM	NM	NM	NM	NM	NM	Well valve closed off from SVE System.
SVE-23		5/25/2022	00:00	NM	NM	NM	NM	NM	NM	NM	NM	NM	NM	Well valve closed off from SVE System.
SVE-23		6/21/2022	00:00	NM	NM	NM	NM	NM	NM	NM	NM	NM	NM	Well valve closed off from SVE System.
SVE-23		7/20/2022	00:00	NM	NM	NM	NM	NM	NM	NM	NM	NM	NM	Well valve closed off from SVE System.
SVE-23		8/24/2022	00:00	NM	NM	NM	NM	NM	NM	NM	NM	NM	NM	Well valve closed off from SVE System.
SVE-23		9/21/2022	00:00	NM	NM	NM	NM	NM	NM	NM	NM	NM	NM	Well valve closed off from SVE System.
SVE-23		10/11/2022	00:00	NM	NM	NM	NM	NM	NM	NM	NM	NM	NM	Well valve closed off from SVE System.
SVE-23		11/15/2022	00:00	NM	NM	NM	NM	NM	NM	NM	NM	NM	NM	Well valve closed off from SVE System.
SVE-23		12/20/2022	00:00	NM	NM	NM	NM	NM	NM	NM	NM	NM	NM	Well valve closed off from SVE System.
SVE-23		1/16/2023	00:00	NM	NM	NM	NM	NM	NM	NM	NM	NM	NM	Well valve closed off from SVE System.
SVE-23		2/22/2023	00:00	NM	NM	NM	NM	NM	NM	NM	NM	NM	NM	Well valve closed off from SVE System.
SVE-23		3/23/2023	00:00	NM	NM	NM	NM	NM	NM	NM	NM	NM	NM	Well valve closed off from SVE System.
SVE-24	409.22-419 22 (15-25)	4/26/2022	13:01	-66 20	NE	0.9	19	3.4	16.7	123	6005	5397	608	
SVE-24		5/24/2022	09:00	-68 60	16 02	1.2	25	3 9	15 6	119	8712	8236	476	
SVE-24		6/21/2022	08:39	-74 20	19 51	1.0	20	3.7	16 0	117	6103	5531	572	
SVE-24		7/20/2022	15:11	-74.40	19 27	0.7	15	4 0	15.4	88.9	4760	4610	150	
SVE-24		8/24/2022	07:50	-79 30	NE	0.7	14	4 5	14 9	109	4688	4296	392	
SVE-24		9/21/2022	09:42	-77 20	19 80	0.6	11	3 9	16 0	105	3208	2631	577	
SVE-24		10/10/2022	13:05	-78 80	NE	0.6	12	4 0	15 9	115	3078	2661	417	
SVE-24		11/15/2022	09:08	-69.10	NE	0.6	12	4 2	15 8	116	3469	2968	501	
SVE-24		12/20/2022	08:51	-67 20	17 24	0.6	12	3.7	16.4	103	4230	3793	437	
SVE-24		1/16/2023	13:53	-62 30	NE	1.1	22	4 3	15.1	130	8185	7516	669	
SVE-24		2/23/2023	08:15	-65.10	17.72	0.9	19	3 8	16 6	80.5	7192	6516	676	
SVE-24		3/23/2023	08:25	-64 90	16 54	0.8	17	3 5	16.7	105	6597	6163	434	
SVE-25	422-432 (10-20)	4/25/2022	00:00	NM	NM	NM	NM	NM	NM	NM	NM	NM	NM	Well valve closed off from SVE System.
SVE-25		5/25/2022	00:00	NM	NM	NM	NM	NM	NM	NM	NM	NM	NM	Well valve closed off from SVE System.
SVE-25		6/21/2022	00:00	NM	NM	NM	NM	NM	NM	NM	NM	NM	NM	Well valve closed off from SVE System.
SVE-25		7/20/2022	00:00	NM	NM	NM	NM	NM	NM	NM	NM	NM	NM	Well valve closed off from SVE System.
SVE-25		8/24/2022	00:00	NM	NM	NM	NM	NM	NM	NM	NM	NM	NM	Well valve closed off from SVE System.
SVE-25		9/22/2022	00:00	NM	NM	NM	NM	NM	NM	NM	NM	NM	NM	Well valve closed off from SVE System.
SVE-25		10/11/2022	00:00	NM	NM	NM	NM	NM	NM	NM	NM	NM	NM	Well valve closed off from SVE System.
SVE-25		11/15/2022	00:00	NM	NM	NM	NM	NM	NM	NM	NM	NM	NM	Well valve closed off from SVE System.
SVE-25		12/20/2022	00:00	NM	NM	NM	NM	NM	NM	NM	NM	NM	NM	Well valve closed off from SVE System.
SVE-25		1/16/2023	00:00	NM	NM	NM	NM	NM	NM	NM	NM	NM	NM	Well valve closed off from SVE System.
SVE-25		2/22/2023	00:00	NM	NM	NM	NM	NM	NM	NM	NM	NM	NM	Well valve closed off from SVE System.
SVE-25		3/23/2023	00:00	NM	NM	NM	NM	NM	NM	NM	NM	NM	NM	Well valve closed off from SVE System.
SVE-26	405 6-415 6 (20-30)	4/25/2022	00:00	NM	NM	NM	NM	NM	NM	NM	NM	NM	NM	Well valve closed off from SVE System.
SVE-26		5/25/2022	00:00	NM	NM	NM	NM	NM	NM	NM	NM	NM	NM	Well valve closed off from SVE System.
SVE-26		6/21/2022	00:00	NM	NM	NM	NM	NM	NM	NM	NM	NM	NM	Well valve closed off from SVE System.
SVE-26		7/20/2022	00:00	NM	NM	NM	NM	NM	NM	NM	NM	NM	NM	Well valve closed off from SVE System.
SVE-26		8/24/2022	00:00	NM	NM	NM	NM	NM	NM	NM	NM	NM	NM	Well valve closed off from SVE System.
SVE-26		9/22/2022	00:00	NM	NM	NM	NM	NM	NM	NM	NM	NM	NM	Well valve closed off from SVE System.
SVE-26		10/11/2022	00:00	NM	NM	NM	NM	NM	NM	NM	NM	NM	NM	Well valve closed off from SVE System.
SVE-26		11/15/2022	00:00	NM	NM	NM	NM	NM	NM	NM	NM	NM	NM	Well valve closed off from SVE System.
SVE-26		12/20/2022	00:00	NM	NM	NM	NM	NM	NM	NM	NM	NM	NM	Well valve closed off from SVE System.
SVE-26		1/16/2023	00:00	NM	NM	NM	NM	NM	NM	NM	NM	NM	NM	Well valve closed off from SVE System.
SVE-26		2/22/2023	00:00	NM	NM	NM	NM	NM	NM	NM	NM	NM	NM	Well valve closed off from SVE System.
SVE-26		3/23/2023	00:00	NM	NM	NM	NM	NM	NM	NM	NM	NM	NM	Well valve closed off from SVE System.

SEE LAST PAGE OF TABLE FOR NOTES

TABLE 8
SVE SYSTEM MONTHLY MONITORING - SVE SAMPLING DATA

Sample ID	Well Screen Interval (elev. ft) (ft bgs)	Date	Initial Reading Time (24-Hour)	Vacuum/Pressure	Water	Fixed Gases				Soil Vapor Concentrations				Comments
				Initial Reading (Inches of H_2O)	Depth to Water (feet btoc)	CH_4 (%)	LEL (%)	CO_2 (%)	O_2 (%)	PID (ppmv)	THC (ppmv)	CH_4 (ppmv)	PHC (ppmv)	
SVE-27	405.93-415 93 (20-30)	4/19/2022	10:43	-71.40	NE	OVR	OVR	5 9	12 2	1138	58300	36150	22150	
SVE-27		4/21/2022	09:36	-67 50	NE	OVR	OVR	6.1	11 5	962	66250	38440	27810	
SVE-27		4/26/2022	13:23	-66 30	NE	OVR	OVR	5.7	12 2	1141	62780	33790	28990	
SVE-27		5/24/2022	09:30	-78 50	NE	OVR	OVR	5 8	11 9	1293	62890	33720	29170	
SVE-27		6/21/2022	09:21	-74.10	NE	82 3	OVR	5 8	11 8	1362	65320	36750	28570	
SVE-27		7/20/2022	14:58	-74 90	NE	82 0	OVR	5 8	11 8	1187	61100	39520	21580	
SVE-27		8/24/2022	08:11	-78.40	NE	OVR	OVR	6.4	11 3	1023	66850	39930	26920	
SVE-27		9/21/2022	09:56	-76 90	NE	66 8	OVR	5.7	12.1	1236	51420	33110	18310	
SVE-27		10/11/2022	12:37	-81 30	NE	79 0	OVR	6 3	11.7	1248	71950	44220	27730	
SVE-27		11/15/2022	09:33	-74 20	24 35	36 3	OVR	6 0	12 5	1061	46410	26750	19660	
SVE-27		12/20/2022	09:15	-62 20	25 03	13.7	OVR	5 2	13 6	421	43920	35520	8400	
SVE-27		1/16/2023	14:10	-44 20	23.18	19 8	OVR	5 2	13 3	548	45720	32750	12970	
SVE-27		2/23/2023	08:35	-55 00	22 83	9.0	OVR	4.4	15 0	389	31200	21954	9246	
SVE-27		3/23/2023	08:11	-68.10	25 62	27 5	OVR	5 5	13 2	652	55660	43270	12390	
SVE-28	392.94-402 94 (41-51)	4/25/2022	00:00	NM	42.73	NM	NM	NM	NM	NM	NM	NM	NM	Well valve closed off from SVE System.
SVE-28		5/25/2022	00:00	NM	42 65	NM	NM	NM	NM	NM	NM	NM	NM	Well valve closed off from SVE System.
SVE-28		6/21/2022	00:00	NM	42 31	NM	NM	NM	NM	NM	NM	NM	NM	Well valve closed off from SVE System.
SVE-28		7/20/2022	00:00	NM	42 08	NM	NM	NM	NM	NM	NM	NM	NM	Well valve closed off from SVE System.
SVE-28		8/24/2022	00:00	NM	41 90	NM	NM	NM	NM	NM	NM	NM	NM	Well valve closed off from SVE System.
SVE-28		9/21/2022	00:00	NM	41 92	NM	NM	NM	NM	NM	NM	NM	NM	Well valve closed off from SVE System.
SVE-28		10/11/2022	00:00	NM	42 02	NM	NM	NM	NM	NM	NM	NM	NM	Well valve closed off from SVE System.
SVE-28		11/15/2022	00:00	NM	42 39	NM	NM	NM	NM	NM	NM	NM	NM	Well valve closed off from SVE System.
SVE-28		12/20/2022	00:00	NM	42.79	NM	NM	NM	NM	NM	NM	NM	NM	Well valve closed off from SVE System.
SVE-28		1/16/2023	00:00	NM	42 90	NM	NM	NM	NM	NM	NM	NM	NM	Well valve closed off from SVE System.
SVE-28		2/22/2023	00:00	NM	43 33	NM	NM	NM	NM	NM	NM	NM	NM	Well valve closed off from SVE System.
SVE-28		3/23/2023	00:00	NM	43 60	NM	NM	NM	NM	NM	NM	NM	NM	Well valve closed off from SVE System.
SVE-29	412.93-422 93 (21-31)	4/25/2022	00:00	NM	NM	NM	NM	NM	NM	NM	NM	NM	NM	Well valve closed off from SVE System.
SVE-29		5/25/2022	00:00	NM	NM	NM	NM	NM	NM	NM	NM	NM	NM	Well valve closed off from SVE System.
SVE-29		6/21/2022	00:00	NM	NM	NM	NM	NM	NM	NM	NM	NM	NM	Well valve closed off from SVE System.
SVE-29		7/20/2022	00:00	NM	NM	NM	NM	NM	NM	NM	NM	NM	NM	Well valve closed off from SVE System.
SVE-29		8/24/2022	00:00	NM	NM	NM	NM	NM	NM	NM	NM	NM	NM	Well valve closed off from SVE System.
SVE-29		9/21/2022	00:00	NM	NM	NM	NM	NM	NM	NM	NM	NM	NM	Well valve closed off from SVE System.
SVE-29		10/11/2022	00:00	NM	NM	NM	NM	NM	NM	NM	NM	NM	NM	Well valve closed off from SVE System.
SVE-29		11/15/2022	00:00	NM	NM	NM	NM	NM	NM	NM	NM	NM	NM	Well valve closed off from SVE System.
SVE-29		12/20/2022	00:00	NM	NM	NM	NM	NM	NM	NM	NM	NM	NM	Well valve closed off from SVE System.
SVE-29		1/16/2023	00:00	NM	NM	NM	NM	NM	NM	NM	NM	NM	NM	Well valve closed off from SVE System.
SVE-29		2/22/2023	00:00	NM	NM	NM	NM	NM	NM	NM	NM	NM	NM	Well valve closed off from SVE System.
SVE-29		3/23/2023	00:00	NM	NM	NM	NM	NM	NM	NM	NM	NM	NM	Well valve closed off from SVE System.
SVE-30	407.67-417 67 (25-35)	4/26/2022	12:00	-48 30	33 83	8.4	OVR	5.4	13 5	491	14980	8590	6390	
SVE-30		5/23/2022	15:44	-59 50	33.72	4.1	83	5.1	14 2	349	8955	6049	2906	
SVE-30		6/21/2022	14:02	-56 00	33 56	4.0	81	4 6	14.7	375	9200	5165	4035	
SVE-30		7/20/2022	13:21	-65 20	NE	5.5	OVR	4 6	14 2	475	8282	6595	1687	
SVE-30		8/23/2022	13:47	-62 00	33 07	7.4	OVR	5.4	12.4	455	13840	9140	4700	
SVE-30		9/20/2022	11:09	-64 90	NE	7.8	OVR	5 2	13 5	482	15360	8530	6830	
SVE-30		10/10/2022	11:00	-68 80	32 85	7.7	OVR	5 2	12 9	415	14360	9140	5220	
SVE-30		11/14/2022	12:04	-65 20	NE	6.9	OVR	5.7	12 9	405	17460	10670	6790	
SVE-30		12/19/2022	12:55	-51.70	33.46	10.7	OVR	6 3	12.1	395	23260	15360	7900	
SVE-30		1/16/2023	11:07	-52 90	33 52	4.6	93	5 9	12 9	338	11800	8386	3414	
SVE-30		2/22/2023	09:06	-49 60	34.14	4.0	81	5.4	13 8	384	10800	6519	4281	
SVE-30		3/22/2023	12:18	-51 30	33 61	2.5	50	5.1	14 5	274	8204	5169	3035	

SEE LAST PAGE OF TABLE FOR NOTES

TABLE 8
SVE SYSTEM MONTHLY MONITORING - SVE SAMPLING DATA

Sample ID	Well Screen Interval (elev. ft) (ft bgs)	Date	Initial Reading Time (24-Hour)	Vacuum/Pressure	Water	Fixed Gases				Soil Vapor Concentrations				Comments
				Initial Reading (Inches of H_2O)	Depth to Water (feet btoc)	CH_4 (%)	LEL (%)	CO_2 (%)	O_2 (%)	PID (ppmv)	THC (ppmv)	CH_4 (ppmv)	PHC (ppmv)	
SVE-31	407.81-417 81 (25-35)	4/26/2022	11:44	-48 80	32.71	1.3	26	2 0	18 5	271	3337	1395	1942	
SVE-31		5/23/2022	15:28	-58 50	32.49	9.9	OVR	3 5	16.4	738	14400	8511	5889	
SVE-31		6/22/2022	08:55	-56 20	32 60	11 3	OVR	3.1	16 8	789	17400	10321	7079	
SVE-31		7/20/2022	13:13	-65 30	NE	27.7	OVR	3.4	16 0	982	28700	17262	11438	
SVE-31		8/23/2022	13:34	-63.70	35 04	27 8	OVR	3 8	15 2	1015	27700	13529	14171	
SVE-31		9/20/2022	10:55	-65 20	NE	19 2	OVR	3 6	16.4	922	26500	13400	13100	
SVE-31		10/10/2022	10:50	-72 60	32 35	20 6	OVR	3.4	16 2	885	30100	15281	14819	
SVE-31		11/14/2022	11:55	-66 20	36.45	13.4	OVR	3 2	16 5	913	22860	13170	9690	
SVE-31		12/19/2022	12:46	-51 30	30 94	2.2	44	3.1	17 0	494	6517	3121	3396	
SVE-31		1/16/2023	10:58	-53 20	31 86	1.6	32	2.4	17 8	405	4974	2419	2555	
SVE-31		2/22/2023	08:57	-49.70	32 84	1.8	37	2 2	18 2	416	5077	2411	2666	
SVE-31		3/22/2023	12:07	-51.70	32.70	1.2	25	2 2	18.4	369	4671	2156	2515	
SVE-32	408.63-418 63 (25-35)	4/26/2022	11:34	-49 30	35 50	OVR	OVR	6.7	10 5	625	101000	78810	22190	
SVE-32		5/23/2022	15:16	-59 80	34 58	OVR	OVR	7 5	9.4	692	154000	112000	42000	
SVE-32		6/22/2022	08:43	-57 80	34 20	OVR	OVR	6.1	11 2	746	121000	83290	37710	
SVE-32		7/20/2022	13:50	-65 30	NE	OVR	OVR	7.7	8.7	715	143000	106000	37000	
SVE-32		8/23/2022	13:17	-77 30	NE	OVR	OVR	7 8	8.1	670	131000	93420	37580	
SVE-32		9/20/2022	10:44	-65 90	29 60	OVR	OVR	7 2	9.8	538	137000	100000	37000	
SVE-32		10/10/2022	10:41	-72 60	34 92	OVR	OVR	8 5	7.7	447	134000	103000	31000	
SVE-32		11/14/2022	11:42	-66 50	NE	80 6	OVR	7 6	9.4	423	155000	124000	31000	
SVE-32		12/19/2022	12:38	-52 30	NE	78 3	OVR	7 5	9.7	516	123000	95000	28000	
SVE-32		1/16/2023	10:48	-53 00	35 91	OVR	OVR	8 0	9.0	522	143000	108000	35000	
SVE-32		2/22/2023	08:49	-50 00	34 83	OVR	OVR	7 3	9.5	601	137000	105000	32000	
SVE-32		3/22/2023	11:56	-50 90	34 82	82 6	OVR	7.1	10 2	512	126000	101000	25000	
SVE-33	408.46-418.46 (25-35)	4/26/2022	11:20	-53 30	34 65	4.4	89	5 5	13.1	237	20520	16490	4030	
SVE-33		5/23/2022	15:05	-65 20	35 08	3.3	66	4.7	14 8	236	13800	12477	1323	
SVE-33		6/22/2022	08:38	-58 20	37 50	5.9	OVR	5 5	13 0	245	28440	23330	5110	
SVE-33		7/20/2022	12:57	-66.40	NE	0.2	5	5 3	13 5	40.6	1026	890	136	
SVE-33		8/23/2022	13:00	-67.70	37 51	2.7	54	6 3	11 6	144	14820	12180	2640	
SVE-33		9/20/2022	10:33	-66.40	NE	11 6	OVR	6.7	11.4	301	42200	31600	10600	
SVE-33		10/10/2022	10:29	-74.10	NE	1.1	22	6 5	11.7	91.7	6210	5120	1090	
SVE-33		11/14/2022	11:27	-68.40	33.18	0.2	5	6 2	12 8	26.2	531	362	169	
SVE-33		12/19/2022	12:28	-53 20	35 07	0.6	12	6 5	12 3	59.7	3542	2871	671	
SVE-33		1/16/2023	10:33	-54 20	36 57	3.6	72	7 2	11 3	141	21540	18260	3280	
SVE-33		2/22/2023	08:40	-50 20	35 86	11 5	OVR	6.4	12 0	235	48520	39550	8970	
SVE-33		3/22/2023	11:44	-54 90	35 56	3.8	76	5 9	13.1	127	23890	19320	4570	
SVE-34	398.76-418.76 (25-45)	4/25/2022	00:00	NM	NM	NM	NM	NM	NM	NM	NM	NM	NM	Well valve closed off from SVE System.
SVE-34		5/25/2022	00:00	NM	NM	NM	NM	NM	NM	NM	NM	NM	NM	Well valve closed off from SVE System.
SVE-34		6/21/2022	00:00	NM	NM	NM	NM	NM	NM	NM	NM	NM	NM	Well valve closed off from SVE System.
SVE-34		7/20/2022	00:00	NM	NM	NM	NM	NM	NM	NM	NM	NM	NM	Well valve closed off from SVE System.
SVE-34		8/24/2022	00:00	NM	NM	NM	NM	NM	NM	NM	NM	NM	NM	Well valve closed off from SVE System.
SVE-34		9/21/2022	00:00	NM	NM	NM	NM	NM	NM	NM	NM	NM	NM	Well valve closed off from SVE System.
SVE-34		10/11/2022	00:00	NM	NM	NM	NM	NM	NM	NM	NM	NM	NM	Well valve closed off from SVE System.
SVE-34		11/15/2022	00:00	NM	NM	NM	NM	NM	NM	NM	NM	NM	NM	Well valve closed off from SVE System.
SVE-34		12/20/2022	00:00	NM	NM	NM	NM	NM	NM	NM	NM	NM	NM	Well valve closed off from SVE System.
SVE-34		1/16/2023	00:00	NM	NM	NM	NM	NM	NM	NM	NM	NM	NM	Well valve closed off from SVE System.
SVE-34		2/22/2023	00:00	NM	NM	NM	NM	NM	NM	NM	NM	NM	NM	Well valve closed off from SVE System.
SVE-34		3/23/2023	00:00	NM	NM	NM	NM	NM	NM	NM	NM	NM	NM	Well valve closed off from SVE System.

TABLE 8
SVE SYSTEM MONTHLY MONITORING - SVE SAMPLING DATA

Sample ID	Well Screen Interval (elev. ft) (ft bgs)	Date	Initial Reading Time (24-Hour)	Vacuum/Pressure	Water	Fixed Gases				Soil Vapor Concentrations				Comments
				Initial Reading (Inches of H_2O)	Depth to Water (feet btoc)	CH_4 (%)	LEL (%)	CO_2 (%)	O_2 (%)	PID (ppmv)	THC (ppmv)	CH_4 (ppmv)	PHC (ppmv)	
SVE-35	402.84-412 84 (31-41)	4/25/2022	00:00	NM	NM	NM	NM	NM	NM	NM	NM	NM	NM	Well valve closed off from SVE System.
SVE-35		5/25/2022	00:00	NM	NM	NM	NM	NM	NM	NM	NM	NM	NM	Well valve closed off from SVE System.
SVE-35		6/21/2022	00:00	NM	NM	NM	NM	NM	NM	NM	NM	NM	NM	Well valve closed off from SVE System.
SVE-35		7/20/2022	00:00	NM	NM	NM	NM	NM	NM	NM	NM	NM	NM	Well valve closed off from SVE System.
SVE-35		8/24/2022	00:00	NM	NM	NM	NM	NM	NM	NM	NM	NM	NM	Well valve closed off from SVE System.
SVE-35		9/21/2022	00:00	NM	NM	NM	NM	NM	NM	NM	NM	NM	NM	Well valve closed off from SVE System.
SVE-35		10/11/2022	00:00	NM	NM	NM	NM	NM	NM	NM	NM	NM	NM	Well valve closed off from SVE System.
SVE-35		11/15/2022	00:00	NM	NM	NM	NM	NM	NM	NM	NM	NM	NM	Well valve closed off from SVE System.
SVE-35		12/20/2022	00:00	NM	NM	NM	NM	NM	NM	NM	NM	NM	NM	Well valve closed off from SVE System.
SVE-35		1/16/2023	00:00	NM	NM	NM	NM	NM	NM	NM	NM	NM	NM	Well valve closed off from SVE System.
SVE-35		2/22/2023	00:00	NM	NM	NM	NM	NM	NM	NM	NM	NM	NM	Well valve closed off from SVE System.
SVE-35		3/23/2023	00:00	NM	NM	NM	NM	NM	NM	NM	NM	NM	NM	Well valve closed off from SVE System.
SVE-36	423.65-433 65 (10-20)	4/25/2022	00:00	NM	NM	NM	NM	NM	NM	NM	NM	NM	NM	Well valve closed off from SVE System.
SVE-36		5/25/2022	00:00	NM	NM	NM	NM	NM	NM	NM	NM	NM	NM	Well valve closed off from SVE System.
SVE-36		6/21/2022	00:00	NM	NM	NM	NM	NM	NM	NM	NM	NM	NM	Well valve closed off from SVE System.
SVE-36		7/20/2022	00:00	NM	NM	NM	NM	NM	NM	NM	NM	NM	NM	Well valve closed off from SVE System.
SVE-36		8/24/2022	00:00	NM	NM	NM	NM	NM	NM	NM	NM	NM	NM	Well valve closed off from SVE System.
SVE-36		9/21/2022	00:00	NM	NM	NM	NM	NM	NM	NM	NM	NM	NM	Well valve closed off from SVE System.
SVE-36		10/11/2022	00:00	NM	NM	NM	NM	NM	NM	NM	NM	NM	NM	Well valve closed off from SVE System.
SVE-36		11/15/2022	00:00	NM	NM	NM	NM	NM	NM	NM	NM	NM	NM	Well valve closed off from SVE System.
SVE-36		12/20/2022	00:00	NM	NM	NM	NM	NM	NM	NM	NM	NM	NM	Well valve closed off from SVE System.
SVE-36		1/16/2023	00:00	NM	NM	NM	NM	NM	NM	NM	NM	NM	NM	Well valve closed off from SVE System.
SVE-36		2/22/2023	00:00	NM	NM	NM	NM	NM	NM	NM	NM	NM	NM	Well valve closed off from SVE System.
SVE-36		3/23/2023	00:00	NM	NM	NM	NM	NM	NM	NM	NM	NM	NM	Well valve closed off from SVE System.
SVE-37	409-419 (25-35)	4/26/2022	12:25	-43 90	34 86	0.3	7	1.7	19.1	56.2	807	391	416	
SVE-37		5/23/2022	16:02	-52.70	34 03	0.3	6	1 2	19.7	45.2	618	236	382	
SVE-37		6/21/2022	13:27	-50 20	34.16	0.5	11	1 8	18.7	94.7	1276	480	796	
SVE-37		7/20/2022	13:41	-53 00	33.18	0.6	12	1 9	18.7	93.7	1650	826	824	
SVE-37		8/23/2022	14:06	-53 80	33.46	0.6	13	2 2	18.1	109	1566	959	607	
SVE-37		9/20/2022	11:26	-55 80	NE	0.6	12	2 2	18 6	95.2	1779	932	847	
SVE-37		10/10/2022	11:17	-59 30	32 20	0.6	12	2 2	18.4	82.6	1752	1044	708	
SVE-37		11/14/2022	12:20	-53 90	32 60	0.4	9	2.1	18 6	56.8	1493	855	638	
SVE-37		12/19/2022	13:11	-49 50	33 50	0.4	9	2.1	18 8	53.5	1414	782	632	
SVE-37		1/16/2023	11:21	-48 30	33 57	0.5	10	2.1	18.7	56.2	1603	985	618	
SVE-37		2/22/2023	09:21	-48 90	33 58	0.5	11	1.7	19 2	63.9	1702	949	753	
SVE-37		3/22/2023	12:30	-50.70	33 01	0.5	11	1 9	19 0	62.9	2027	1417	610	
SVE-38	409-419 (25-35)	4/25/2022	00:00	NM	NM	NM	NM	NM	NM	NM	NM	NM	NM	Well valve closed off from SVE System.
SVE-38		5/25/2022	00:00	NM	NM	NM	NM	NM	NM	NM	NM	NM	NM	Well valve closed off from SVE System.
SVE-38		6/21/2022	00:00	NM	NM	NM	NM	NM	NM	NM	NM	NM	NM	Well valve closed off from SVE System.
SVE-38		7/20/2022	00:00	NM	NM	NM	NM	NM	NM	NM	NM	NM	NM	Well valve closed off from SVE System.
SVE-38		8/24/2022	00:00	NM	NM	NM	NM	NM	NM	NM	NM	NM	NM	Well valve closed off from SVE System.
SVE-38		9/21/2022	00:00	NM	NM	NM	NM	NM	NM	NM	NM	NM	NM	Well valve closed off from SVE System.
SVE-38		10/11/2022	00:00	NM	NM	NM	NM	NM	NM	NM	NM	NM	NM	Well valve closed off from SVE System.
SVE-38		11/15/2022	00:00	NM	NM	NM	NM	NM	NM	NM	NM	NM	NM	Well valve closed off from SVE System.
SVE-38		12/20/2022	00:00	NM	NM	NM	NM	NM	NM	NM	NM	NM	NM	Well valve closed off from SVE System.
SVE-38		1/16/2023	00:00	NM	NM	NM	NM	NM	NM	NM	NM	NM	NM	Well valve closed off from SVE System.
SVE-38		2/22/2023	00:00	NM	NM	NM	NM	NM	NM	NM	NM	NM	NM	Well valve closed off from SVE System.
SVE-38		3/23/2023	00:00	NM	NM	NM	NM	NM	NM	NM	NM	NM	NM	Well valve closed off from SVE System.

TABLE 8
SVE SYSTEM MONTHLY MONITORING - SVE SAMPLING DATA

Sample ID	Well Screen Interval (elev. ft) (ft bgs)	Date	Initial Reading Time (24-Hour)	Vacuum/Pressure	Water	Fixed Gases				Soil Vapor Concentrations				Comments
				Initial Reading (Inches of H_2O)	Depth to Water (feet btoc)	CH_4 (%)	LEL (%)	CO_2 (%)	O_2 (%)	PID (ppmv)	THC (ppmv)	CH_4 (ppmv)	PHC (ppmv)	
SVE-39	409 5-419 5 (25-35)	4/26/2022	14:11	-41.70	30 94	1.3	27	3 2	16.4	189	3834	2589	1245	
SVE-39		5/24/2022	08:40	-51.10	30 86	1.6	32	3.4	16.1	204	4622	2653	1969	
SVE-39		6/21/2022	07:54	-52 60	33.10	1.6	33	3.4	15 9	237	4166	2595	1571	
SVE-39		7/20/2022	14:15	-52.40	NE	1.7	34	3 5	15 8	222	4536	2980	1556	
SVE-39		8/24/2022	08:34	-54 30	NE	2.0	40	3.7	15.4	235	5546	3713	1833	
SVE-39		9/21/2022	08:19	-57 20	NE	1.4	29	3 8	15.7	177	5001	3348	1653	
SVE-39		10/10/2022	12:23	-59 20	NE	1.1	23	3.7	15 8	143	3762	2656	1106	
SVE-39		11/14/2022	13:30	-55.40	27 00	0.9	19	3 8	15 9	101	3981	2847	1134	
SVE-39		12/19/2022	13:43	-49 80	29 35	1.1	22	3.7	16.1	127	4256	3118	1138	
SVE-39		1/17/2023	12:42	-52.10	30 27	1.6	33	3 9	15.7	160	6015	4053	1962	
SVE-39		2/22/2023	09:30	-52 00	31.15	1.8	37	3 8	15 6	175	6813	4992	1821	
SVE-39		3/23/2023	13:53	NM	NM	NM	NM	NM	NM	NM	NM	NM	NM	Vehicle parked on well vault. Could not access.
SVE-40	409-419 (25-35)	4/25/2022	00:00	NM	NM	NM	NM	NM	NM	NM	NM	NM	NM	Well valve closed off from SVE System.
SVE-40		5/25/2022	00:00	NM	NM	NM	NM	NM	NM	NM	NM	NM	NM	Well valve closed off from SVE System.
SVE-40		6/21/2022	00:00	NM	NM	NM	NM	NM	NM	NM	NM	NM	NM	Well valve closed off from SVE System.
SVE-40		7/20/2022	00:00	NM	NM	NM	NM	NM	NM	NM	NM	NM	NM	Well valve closed off from SVE System.
SVE-40		8/24/2022	00:00	NM	NM	NM	NM	NM	NM	NM	NM	NM	NM	Well valve closed off from SVE System.
SVE-40		9/21/2022	00:00	NM	NM	NM	NM	NM	NM	NM	NM	NM	NM	Well valve closed off from SVE System.
SVE-40		10/11/2022	00:00	NM	NM	NM	NM	NM	NM	NM	NM	NM	NM	Well valve closed off from SVE System.
SVE-40		11/15/2022	00:00	NM	NM	NM	NM	NM	NM	NM	NM	NM	NM	Well valve closed off from SVE System.
SVE-40		12/20/2022	00:00	NM	NM	NM	NM	NM	NM	NM	NM	NM	NM	Well valve closed off from SVE System.
SVE-40		1/16/2023	00:00	NM	NM	NM	NM	NM	NM	NM	NM	NM	NM	Well valve closed off from SVE System.
SVE-40		2/22/2023	00:00	NM	NM	NM	NM	NM	NM	NM	NM	NM	NM	Well valve closed off from SVE System.
SVE-40		3/23/2023	00:00	NM	NM	NM	NM	NM	NM	NM	NM	NM	NM	Well valve closed off from SVE System.
SVE-41	413-423 (20-30)	4/25/2022	00:00	NM	NM	NM	NM	NM	NM	NM	NM	NM	NM	Well valve closed off from SVE System.
SVE-41		5/25/2022	00:00	NM	NM	NM	NM	NM	NM	NM	NM	NM	NM	Well valve closed off from SVE System.
SVE-41		6/21/2022	00:00	NM	NM	NM	NM	NM	NM	NM	NM	NM	NM	Well valve closed off from SVE System.
SVE-41		7/20/2022	00:00	NM	NM	NM	NM	NM	NM	NM	NM	NM	NM	Well valve closed off from SVE System.
SVE-41		8/24/2022	00:00	NM	NM	NM	NM	NM	NM	NM	NM	NM	NM	Well valve closed off from SVE System.
SVE-41		9/21/2022	00:00	NM	NM	NM	NM	NM	NM	NM	NM	NM	NM	Well valve closed off from SVE System.
SVE-41		10/11/2022	00:00	NM	NM	NM	NM	NM	NM	NM	NM	NM	NM	Well valve closed off from SVE System.
SVE-41		11/15/2022	00:00	NM	NM	NM	NM	NM	NM	NM	NM	NM	NM	Well valve closed off from SVE System.
SVE-41		12/20/2022	00:00	NM	NM	NM	NM	NM	NM	NM	NM	NM	NM	Well valve closed off from SVE System.
SVE-41		1/16/2023	00:00	NM	NM	NM	NM	NM	NM	NM	NM	NM	NM	Well valve closed off from SVE System.
SVE-41		2/22/2023	00:00	NM	NM	NM	NM	NM	NM	NM	NM	NM	NM	Well valve closed off from SVE System.
SVE-41		3/23/2023	00:00	NM	NM	NM	NM	NM	NM	NM	NM	NM	NM	Well valve closed off from SVE System.
SVE-42	407.08-417 08 (25-35)	4/27/2022	08:02	-0.77	NE	NM	NM	NM	NM	NM	NM	NM	NM	Well valve closed off from SVE System.
SVE-42		5/25/2022	08:18	-0.69	NE	NM	NM	NM	NM	NM	NM	NM	NM	Well valve closed off from SVE System.
SVE-42		6/20/2022	14:00	0 00	NE	NM	NM	NM	NM	NM	NM	NM	NM	Well valve closed off from SVE System.
SVE-42		7/21/2022	08:21	0 00	NE	NM	NM	NM	NM	NM	NM	NM	NM	Well valve closed off from SVE System.
SVE-42		8/24/2022	09:15	-1.96	NE	NM	NM	NM	NM	NM	NM	NM	NM	Well valve closed off from SVE System.
SVE-42		9/21/2022	08:28	0 00	NE	NM	NM	NM	NM	NM	NM	NM	NM	Well valve closed off from SVE System.
SVE-42		10/11/2022	13:21	0 00	NE	NM	NM	NM	NM	NM	NM	NM	NM	Well valve closed off from SVE System.
SVE-42		11/15/2022	14:00	0 00	NE	NM	NM	NM	NM	NM	NM	NM	NM	Well valve closed off from SVE System.
SVE-42		12/20/2022	10:01	0 00	NE	NM	NM	NM	NM	NM	NM	NM	NM	Well valve closed off from SVE System.
SVE-42		1/17/2023	09:23	0 00	NE	NM	NM	NM	NM	NM	NM	NM	NM	Well valve closed off from SVE System.
SVE-42		2/23/2023	08:53	0 00	NE	NM	NM	NM	NM	NM	NM	NM	NM	Well valve closed off from SVE System.
SVE-42		3/23/2023	09:42	0 00	NE	NM	NM	NM	NM	NM	NM	NM	NM	Well valve closed off from SVE System.

SEE LAST PAGE OF TABLE FOR NOTES

TABLE 8
SVE SYSTEM MONTHLY MONITORING - SVE SAMPLING DATA

Sample ID	Well Screen Interval (elev. ft) (ft bgs)	Date	Initial Reading Time (24-Hour)	Vacuum/Pressure	Water	Fixed Gases				Soil Vapor Concentrations				Comments
				Initial Reading (Inches of H_2O)	Depth to Water (feet btoc)	CH_4 (%)	LEL (%)	CO_2 (%)	O_2 (%)	PID (ppmv)	THC (ppmv)	CH_4 (ppmv)	PHC (ppmv)	
SVE-43	407.12-417.12 (25-35)	4/27/2022	08:09	0 00	NE	NM	NM	NM	NM	NM	NM	NM	NM	Well valve closed off from SVE System.
SVE-43		5/25/2022	08:25	0 00	NE	NM	NM	NM	NM	NM	NM	NM	NM	Well valve closed off from SVE System.
SVE-43		6/20/2022	14:10	0 00	NE	NM	NM	NM	NM	NM	NM	NM	NM	Well valve closed off from SVE System.
SVE-43		7/21/2022	08:16	-0.09	NE	NM	NM	NM	NM	NM	NM	NM	NM	Well valve closed off from SVE System.
SVE-43		8/24/2022	09:18	-0.11	NE	NM	NM	NM	NM	NM	NM	NM	NM	Well valve closed off from SVE System.
SVE-43		9/21/2022	08:37	0 00	NE	NM	NM	NM	NM	NM	NM	NM	NM	Well valve closed off from SVE System.
SVE-43		10/11/2022	13:14	0 00	NE	NM	NM	NM	NM	NM	NM	NM	NM	Well valve closed off from SVE System.
SVE-43		11/15/2022	14:09	0 00	NE	NM	NM	NM	NM	NM	NM	NM	NM	Well valve closed off from SVE System.
SVE-43		12/20/2022	10:07	0 00	NE	NM	NM	NM	NM	NM	NM	NM	NM	Well valve closed off from SVE System.
SVE-43		1/17/2023	09:19	0 00	NE	NM	NM	NM	NM	NM	NM	NM	NM	Well valve closed off from SVE System.
SVE-43		2/23/2023	08:49	0 00	NE	NM	NM	NM	NM	NM	NM	NM	NM	Well valve closed off from SVE System.
SVE-43		3/23/2023	09:49	0 00	NE	NM	NM	NM	NM	NM	NM	NM	NM	Well valve closed off from SVE System.
SVE-44	407.46-417.46 (25-35)	4/27/2022	08:12	-0.15	34 84	NM	NM	NM	NM	NM	NM	NM	NM	Well valve closed off from SVE System.
SVE-44		5/25/2022	08:29	-0.48	34 82	NM	NM	NM	NM	NM	NM	NM	NM	Well valve closed off from SVE System.
SVE-44		6/20/2022	14:17	-0.53	34 53	NM	NM	NM	NM	NM	NM	NM	NM	Well valve closed off from SVE System.
SVE-44		7/21/2022	08:10	-0.81	34.43	NM	NM	NM	NM	NM	NM	NM	NM	Well valve closed off from SVE System.
SVE-44		8/24/2022	09:22	-0.52	34.43	NM	NM	NM	NM	NM	NM	NM	NM	Well valve closed off from SVE System.
SVE-44		9/21/2022	08:46	-0.60	34.45	NM	NM	NM	NM	NM	NM	NM	NM	Well valve closed off from SVE System.
SVE-44		10/11/2022	13:07	0 00	34 20	NM	NM	NM	NM	NM	NM	NM	NM	Well valve closed off from SVE System.
SVE-44		11/15/2022	14:18	-0.60	34 66	NM	NM	NM	NM	NM	NM	NM	NM	Well valve closed off from SVE System.
SVE-44		12/20/2022	10:14	-0.60	NE	NM	NM	NM	NM	NM	NM	NM	NM	Well valve closed off from SVE System.
SVE-44		1/17/2023	09:13	-0.60	34 67	NM	NM	NM	NM	NM	NM	NM	NM	Well valve closed off from SVE System.
SVE-44		2/23/2023	08:42	-0.50	34.75	NM	NM	NM	NM	NM	NM	NM	NM	Well valve closed off from SVE System.
SVE-44		3/23/2023	09:59	0 00	34 80	NM	NM	NM	NM	NM	NM	NM	NM	Well valve closed off from SVE System.
SVE-45	400.58-405 58 (37-42)	4/26/2022	12:46	-18.10	38.72	0.1	3	0 8	20 0	39.2	266	104	162	
SVE-45		5/24/2022	07:59	-18 00	38 02	0.0	1	1 2	20 0	15.8	93.3	28 9	64.4	
SVE-45		6/21/2022	08:26	-18 90	37 80	0.0	1	1 5	19.7	20.7	108	29 6	78.4	
SVE-45		7/20/2022	14:41	-18 38	37 63	0.3	6	1 5	19.7	76.7	485	47 9	437.1	
SVE-45		8/24/2022	09:02	-21 81	37 37	0.0	1	1.1	19 0	29.3	138	28.4	109.6	
SVE-45		9/21/2022	08:55	-13 80	38 06	0.0	0	1.4	19 8	24.2	280	150	130	
SVE-45		10/10/2022	12:36	-13 20	37 22	0.2	4	1 6	19 5	42.5	319	81 9	237.1	
SVE-45		11/14/2022	13:44	-10.70	38 65	0.1	3	1 2	19 9	17.2	456	249	207	
SVE-45		12/20/2022	10:30	-12 60	39 60	0.1	2	1 0	20.1	12.5	307	205	102	
SVE-45		1/16/2023	12:57	-10 90	39 81	0.4	8	0 9	20.4	39.7	1138	555	583	
SVE-45		2/23/2023	09:35	-9.30	40 34	0.4	9	0 9	20 2	40.5	1581	1059	522	
SVE-45		3/23/2023	08:44	-8.50	39 81	0.3	6	0 9	20.1	34.6	1144	713	431	
SVE-46	417.85-427 85 (15-25)	4/27/2022	08:27	-0.23	NE	NM	NM	NM	NM	NM	NM	NM	NM	Well valve closed off from SVE System.
SVE-46		5/25/2022	08:14	-0.85	NE	NM	NM	NM	NM	NM	NM	NM	NM	Well valve closed off from SVE System.
SVE-46		6/20/2022	14:29	-0.74	NE	NM	NM	NM	NM	NM	NM	NM	NM	Well valve closed off from SVE System.
SVE-46		7/21/2022	08:02	-0.90	NE	NM	NM	NM	NM	NM	NM	NM	NM	Well valve closed off from SVE System.
SVE-46		8/24/2022	09:31	-0.49	24 87	NM	NM	NM	NM	NM	NM	NM	NM	Well valve closed off from SVE System.
SVE-46		9/21/2022	09:23	-0.70	NE	NM	NM	NM	NM	NM	NM	NM	NM	Well valve closed off from SVE System.
SVE-46		10/11/2022	13:01	0 00	24 88	NM	NM	NM	NM	NM	NM	NM	NM	Well valve closed off from SVE System.
SVE-46		11/15/2022	14:28	0 00	NE	NM	NM	NM	NM	NM	NM	NM	NM	Well valve closed off from SVE System.
SVE-46		12/20/2022	09:55	0 00	NE	NM	NM	NM	NM	NM	NM	NM	NM	Well valve closed off from SVE System.
SVE-46		1/17/2023	09:04	-0.50	NE	NM	NM	NM	NM	NM	NM	NM	NM	Well valve closed off from SVE System.
SVE-46		2/23/2023	08:57	-0.74	NE	NM	NM	NM	NM	NM	NM	NM	NM	Well valve closed off from SVE System.
SVE-46		3/23/2023	10:07	0 00	NE	NM	NM	NM	NM	NM	NM	NM	NM	Well valve closed off from SVE System.

TABLE 8
SVE SYSTEM MONTHLY MONITORING - SVE SAMPLING DATA

Sample ID	Well Screen Interval (elev. ft) (ft bgs)	Date	Initial Reading Time (24-Hour)	Vacuum/Pressure	Water	Fixed Gases				Soil Vapor Concentrations				Comments
				Initial Reading (Inches of H_2O)	Depth to Water (feet btoc)	CH_4 (%)	LEL (%)	CO_2 (%)	O_2 (%)	PID (ppmv)	THC (ppmv)	CH_4 (ppmv)	PHC (ppmv)	
SVE-47	419.01-429 01 (15-25)	4/27/2022	08:23	0 00	24.76	NM	NM	NM	NM	NM	NM	NM	NM	Well valve closed off from SVE System.
SVE-47		5/25/2022	08:10	0 00	24.48	NM	NM	NM	NM	NM	NM	NM	NM	Well valve closed off from SVE System.
SVE-47		6/20/2022	14:23	0 00	23.15	NM	NM	NM	NM	NM	NM	NM	NM	Well valve closed off from SVE System.
SVE-47		7/21/2022	07:55	0 00	23 09	NM	NM	NM	NM	NM	NM	NM	NM	Well valve closed off from SVE System.
SVE-47		8/24/2022	09:28	0 00	22.70	NM	NM	NM	NM	NM	NM	NM	NM	Well valve closed off from SVE System.
SVE-47		9/21/2022	09:31	0 00	22 55	NM	NM	NM	NM	NM	NM	NM	NM	Well valve closed off from SVE System.
SVE-47		10/11/2022	12:54	0 00	22 58	NM	NM	NM	NM	NM	NM	NM	NM	Well valve closed off from SVE System.
SVE-47		11/15/2022	14:38	0 00	22 85	NM	NM	NM	NM	NM	NM	NM	NM	Well valve closed off from SVE System.
SVE-47		12/20/2022	09:15	0 00	23.17	NM	NM	NM	NM	NM	NM	NM	NM	Well valve closed off from SVE System.
SVE-47		1/17/2023	08:55	0 00	23 58	NM	NM	NM	NM	NM	NM	NM	NM	Well valve closed off from SVE System.
SVE-47		2/23/2023	09:03	0 00	23 67	NM	NM	NM	NM	NM	NM	NM	NM	Well valve closed off from SVE System.
SVE-47		3/23/2023	10:11	0 00	23.16	NM	NM	NM	NM	NM	NM	NM	NM	Well valve closed off from SVE System.

Notes:

1) NM = Not Measured; NA = Not Applicable; NE = Not Encountered; PID = Photo Ionization Detector; THC = Total Hydrocarbon Concentration; PHC = Petroleum Hydrocarbon Concentration; OVR = Over-range; ppmv = Parts Per Million By Volume; btoc = Below Top of Casing; bgs = Below Ground Surface.

SEE LAST PAGE OF TABLE FOR NOTES

TABLE 9
SVE SYSTEM MONTHLY MONITORING - VMP SAMPLING DATA

Sample ID	Date	Initial Reading Time (24-Hour)	Vacuum/Pressure		Fixed Gases				Soil Vapor Concentrations				Comments
			Initial Reading (Inches of H_2O)	Stabilized Reading (Inches of H_2O)	CH_4 (%)	LEL (%)	CO_2 (%)	O_2 (%)	PID (ppmv)	THC (ppmv)	CH_4 (ppmv)	PHC (ppmv)	
VMP-1-5	4/26/2022	10:25	-0.25	-0.62	0.0	0	0.1	20.8	0.0	0.0	0.0	0.0	
VMP-1-5	5/25/2022	09 53	-0.98	-0.56	0.0	0	0.2	20.4	0.0	0.0	0.0	0.0	
VMP-1-5	6/21/2022	12 53	-1.55	-0.44	0.0	0	0.3	20.2	0.0	0.0	0.0	0.0	
VMP-1-5	7/20/2022	13:35	-0.95	-0.42	0.0	0	0.3	20.5	0.0	0.0	0.0	0.0	
VMP-1-5	8/24/2022	08:25	-1.06	-0.53	0.0	0	0.6	20.2	0.0	0.0	0.0	0.0	
VMP-1-5	9/21/2022	11:30	-1.05	-0.69	0.0	0	0.5	20.1	0.0	0.0	0.0	0.0	
VMP-1-5	10/12/2022	09 55	-0.71	-0.37	0.0	0	0.4	20.4	0.0	0.0	0.0	0.0	
VMP-1-5	11/15/2022	09:10	-0.51	-0.41	0.0	0	0.2	20.6	0.0	0.0	0.0	0.0	
VMP-1-5	12/20/2022	08:48	-0.61	-0.48	0.0	0	0.1	20.9	0.0	0.0	0.0	0.0	
VMP-1-5	1/17/2023	11 05	-0.62	-0.72	0.0	0	0.1	20.7	0.0	0.0	0.0	0.0	
VMP-1-5	2/23/2023	10:15	-1.20	-0.78	0.0	0	0.0	20.9	0.0	0.0	0.0	0.0	
VMP-1-5	3/22/2023	09 00	-0.72	-0.65	0.0	0	0.1	20.7	0.0	0.0	0.0	0.0	
VMP-1-8.5	4/26/2022	10:26	-1.52	-0.63	0.0	0	0.0	20.9	0.0	0.0	0.0	0.0	
VMP-1-8.5	5/25/2022	09 54	-1.02	-0.74	0.0	0	0.1	20.6	0.0	0.0	0.0	0.0	
VMP-1-8.5	6/21/2022	12 54	-0.47	-0.46	0.0	0	0.1	20.5	0.1	0.4	0.0	0.4	
VMP-1-8.5	7/20/2022	13:36	-0.62	-0.45	0.0	0	0.2	20.6	0.0	0.0	0.0	0.0	
VMP-1-8.5	8/24/2022	08:26	-1.06	-0.53	0.0	0	0.3	20.6	0.0	0.0	0.0	0.0	
VMP-1-8.5	9/21/2022	11:31	-3.55	-0.70	0.0	0	0.2	20.4	0.0	0.0	0.0	0.0	
VMP-1-8.5	10/12/2022	09 56	-0.72	-0.36	0.0	0	0.1	20.6	0.0	0.0	0.0	0.0	
VMP-1-8.5	11/15/2022	09:11	-0.71	-0.56	0.0	0	0.1	20.8	0.0	0.0	0.0	0.0	
VMP-1-8.5	12/20/2022	08 50	-0.67	-0.69	0.0	0	0.0	20.9	0.0	0.0	0.0	0.0	
VMP-1-8.5	1/17/2023	11 06	-0.62	-0.72	0.0	0	0.0	20.9	0.0	0.0	0.0	0.0	
VMP-1-8.5	2/23/2023	10:16	-0.88	-0.93	0.0	0	0.0	20.9	0.0	0.0	0.0	0.0	
VMP-1-8.5	3/22/2023	09 01	-6.60	-0.65	0.0	0	0.0	20.8	0.0	0.0	0.0	0.0	
VMP-1-23 5	4/26/2022	10:27	-2.99	-0.98	0.0	0	0.0	20.9	0.0	0.0	0.0	0.0	
VMP-1-23 5	5/25/2022	09 55	-0.90	-1.75	0.0	0	0.0	20.9	0.0	0.0	0.0	0.0	
VMP-1-23 5	6/21/2022	12 56	-0.45	-0.43	0.0	0	0.1	20.4	0.0	1.0	0.0	1.0	
VMP-1-23 5	7/20/2022	13:37	-0.45	-0.40	0.0	0	0.1	20.6	0.0	0.0	0.0	0.0	
VMP-1-23 5	8/24/2022	08:27	3.20	-0.41	0.0	0	0.1	20.8	0.0	0.0	0.0	0.0	
VMP-1-23 5	9/21/2022	11:32	-10.94	-0.72	0.0	0	0.1	20.4	1.0	1.5	0.0	1.5	
VMP-1-23 5	10/12/2022	09 57	-1.32	-0.49	0.0	0	0.1	20.6	0.0	0.0	0.0	0.0	
VMP-1-23 5	11/15/2022	09:12	NM	NM	NM	NM	NM	NM	NM	NM	NM	NM	Screen submerged.
VMP-1-23 5	12/20/2022	08 51	NM	NM	NM	NM	NM	NM	NM	NM	NM	NM	Screen submerged.
VMP-1-23 5	1/17/2023	11 07	NM	NM	NM	NM	NM	NM	NM	NM	NM	NM	Screen submerged.
VMP-1-23 5	2/23/2023	10:17	NM	NM	NM	NM	NM	NM	NM	NM	NM	NM	Screen submerged.
VMP-1-23 5	3/22/2023	09 01	NM	NM	NM	NM	NM	NM	NM	NM	NM	NM	Screen submerged.

SEE LAST PAGE OF TABLE FOR NOTES

TABLE 9
SVE SYSTEM MONTHLY MONITORING - VMP SAMPLING DATA

Sample ID	Date	Initial Reading Time (24-Hour)	Vacuum/Pressure		Fixed Gases				Soil Vapor Concentrations				Comments
			Initial Reading (Inches of H_2O)	Stabilized Reading (Inches of H_2O)	CH_4 (%)	LEL (%)	CO_2 (%)	O_2 (%)	PID (ppmv)	THC (ppmv)	CH_4 (ppmv)	PHC (ppmv)	
VMP-1-38 5	4/26/2022	10:28	-1.63	-0.94	0.0	0	0.0	20.9	0.0	0.0	0.0	0.0	
VMP-1-38 5	5/25/2022	09 56	-2.04	-1.22	0.0	0	0.1	20.7	0.0	0.0	0.0	0.0	
VMP-1-38 5	6/21/2022	12 56	-0.16	-0.63	0.0	0	0.3	20.2	0.0	0.0	0.0	0.0	
VMP-1-38 5	7/20/2022	13:38	-0.59	-0.59	0.0	0	0.4	20.4	0.0	0.0	0.0	0.0	
VMP-1-38 5	8/24/2022	08:28	-1.06	-0.94	0.0	0	0.3	20.6	0.0	0.0	0.0	0.0	
VMP-1-38 5	9/21/2022	11:33	-0.74	-0.74	0.0	0	0.4	20.3	0.0	0.0	0.0	0.0	
VMP-1-38 5	9/21/2022	11:33	NM	NM	0.0	0	0.4	20.3	0.0	0.0	0.0	0.0	Duplicate sample.
VMP-1-38 5	10/12/2022	09 58	-0.70	-0.59	0.0	0	0.3	20.5	0.0	0.0	0.0	0.0	
VMP-1-38 5	11/15/2022	09:13	0.00	-0.74	0.0	0	0.2	20.7	0.0	0.0	0.0	0.0	
VMP-1-38 5	12/20/2022	08 52	-0.84	-0.83	0.0	0	0.0	20.9	0.0	0.0	0.0	0.0	
VMP-1-38 5	1/17/2023	11 08	-0.34	-0.86	0.0	0	0.0	20.9	0.0	0.0	0.0	0.0	
VMP-1-38 5	2/23/2023	10:18	-0.27	-1.27	0.0	0	0.0	20.9	0.0	1.5	1.5	0.0	
VMP-1-38 5	3/22/2023	09 02	-0.60	-1.03	0.0	0	0.0	20.9	0.0	0.0	0.0	0.0	
VMP-2-5	4/26/2022	10:40	0.00	0.00	0.0	0	0.1	20.8	0.0	0.0	0.0	0.0	
VMP-2-5	5/25/2022	10:37	-0.11	-0.12	0.0	0	0.2	20.7	0.0	0.0	0.0	0.0	
VMP-2-5	5/25/2022	10:37	NM	NM	0.0	0	0.2	20.7	0.0	0.0	0.0	0.0	Duplicate sample.
VMP-2-5	6/21/2022	13:25	0.00	-0.09	0.0	0	0.7	20.1	0.0	0.0	0.0	0.0	
VMP-2-5	7/20/2022	14 00	0.00	0.00	0.0	0	0.3	20.4	0.0	0.0	0.0	0.0	
VMP-2-5	8/24/2022	08 50	0.00	0.00	0.0	0	0.2	20.7	0.0	0.0	0.0	0.0	
VMP-2-5	9/21/2022	10 55	0.00	0.00	0.0	0	0.1	20.6	0.0	0.0	0.0	0.0	
VMP-2-5	10/12/2022	10:29	0.00	0.00	0.0	0	0.3	20.5	0.0	0.0	0.0	0.0	
VMP-2-5	11/15/2022	10:10	0.00	0.00	0.0	0	0.1	20.8	0.0	0.0	0.0	0.0	
VMP-2-5	12/20/2022	09:30	0.00	-0.13	0.0	0	0.0	20.8	0.0	0.0	0.0	0.0	
VMP-2-5	1/17/2023	12:30	-0.15	0.00	0.0	0	0.0	20.9	0.0	0.0	0.0	0.0	
VMP-2-5	1/17/2023	12:30	NM	NM	0.0	0	0.0	20.9	0.0	0.0	0.0	0.0	Duplicate sample.
VMP-2-5	2/23/2023	10 03	0.00	0.00	0.0	0	0.0	20.9	0.0	0.0	0.0	0.0	
VMP-2-5	3/23/2023	10:40	-0.12	-0.12	0.0	0	0.1	20.9	0.0	0.0	0.0	0.0	
VMP-2-8.5	4/26/2022	10:41	-0.74	-0.73	0.0	0	0.1	20.8	0.0	0.0	0.0	0.0	
VMP-2-8.5	5/25/2022	10:38	-0.86	-0.82	0.0	0	0.3	20.6	0.0	0.0	0.0	0.0	
VMP-2-8.5	6/21/2022	13:26	-0.58	-0.73	0.0	0	0.6	20.2	0.0	0.0	0.0	0.0	
VMP-2-8.5	7/20/2022	14 01	-0.67	-0.67	0.0	0	0.7	20.0	0.0	0.0	0.0	0.0	
VMP-2-8.5	7/20/2022	14 02	NM	NM	0.0	0	0.7	20.0	0.0	0.0	0.0	0.0	Duplicate sample.
VMP-2-8.5	8/24/2022	08 51	-0.74	-0.72	0.0	0	1.0	20.2	0.0	0.0	0.0	0.0	
VMP-2-8.5	9/21/2022	10 56	-0.61	0.00	0.0	0	0.1	20.8	0.0	0.0	0.0	0.0	
VMP-2-8.5	10/12/2022	10:30	-0.57	-0.49	0.0	0	0.4	20.4	0.0	0.0	0.0	0.0	
VMP-2-8.5	11/15/2022	10:11	-0.62	-0.58	0.0	0	0.2	20.7	0.0	0.0	0.0	0.0	
VMP-2-8.5	12/20/2022	09:32	-0.65	-0.68	0.0	0	0.1	20.8	0.0	0.0	0.0	0.0	
VMP-2-8.5	1/17/2023	12:31	-0.59	-0.62	0.0	0	0.1	20.8	0.0	0.0	0.0	0.0	
VMP-2-8.5	2/23/2023	10 04	-0.80	-0.78	0.0	0	0.0	20.9	0.0	0.0	0.0	0.0	
VMP-2-8.5	3/23/2023	10:41	-0.78	-0.75	0.0	0	0.1	20.9	0.0	0.0	0.0	0.0	

TABLE 9
SVE SYSTEM MONTHLY MONITORING - VMP SAMPLING DATA

Sample ID	Date	Initial Reading Time (24-Hour)	Vacuum/Pressure		Fixed Gases				Soil Vapor Concentrations				Comments
			Initial Reading (Inches of H_2O)	Stabilized Reading (Inches of H_2O)	CH_4 (%)	LEL (%)	CO_2 (%)	O_2 (%)	PID (ppmv)	THC (ppmv)	CH_4 (ppmv)	PHC (ppmv)	
VMP-2-22	4/26/2022	10:42	-3.13	-3.07	0.0	0	0.3	20.6	0.0	0.0	0.0	0.0	
VMP-2-22	5/25/2022	10:39	-2.38	-3.29	0.0	0	0.6	20.4	0.0	0.0	0.0	0.0	
VMP-2-22	6/21/2022	13:27	-2.85	-3.05	0.0	0	0.8	19.9	0.0	3.4	3.4	0.0	
VMP-2-22	7/20/2022	14 02	-3.11	-3.03	0.0	0	0.9	19.9	0.0	6.3	6.3	0.0	
VMP-2-22	8/24/2022	08 52	-3.41	-3.36	0.0	0	1.0	20.0	0.0	0.0	0.0	0.0	
VMP-2-22	9/21/2022	10 57	-0.23	-2.51	0.0	0	0.7	20.3	0.0	0.0	0.0	0.0	
VMP-2-22	10/12/2022	10:31	-3.20	-2.96	0.0	0	0.5	20.4	0.0	0.0	0.0	0.0	
VMP-2-22	11/15/2022	10:12	-3.15	-3.10	0.0	0	0.4	20.6	0.0	0.0	0.0	0.0	
VMP-2-22	12/20/2022	09:34	-3.25	-3.26	0.0	0	0.2	20.7	0.0	0.0	0.0	0.0	
VMP-2-22	1/17/2023	12:32	-2.95	-3.01	0.0	0	0.2	20.8	0.7	147	121	26.0	
VMP-2-22	1/18/2023	10:40	NM	NM	0.0	0	0.2	20.7	0.0	0.0	0.0	0.0	Re-sampled to confirm initial results.
VMP-2-22	2/23/2023	10 05	-3.64	-3.64	0.0	0	0.1	20.8	0.0	0.0	0.0	0.0	
VMP-2-22	3/23/2023	10:42	-3.37	-3.28	0.0	0	0.2	20.8	0.0	0.0	0.0	0.0	
VMP-2-42	4/26/2022	10:43	NM	NM	NM	NM	NM	NM	NM	NM	NM	NM	Screen submerged.
VMP-2-42	5/25/2022	10:40	NM	NM	NM	NM	NM	NM	NM	NM	NM	NM	Screen submerged.
VMP-2-42	6/21/2022	13:28	NM	NM	NM	NM	NM	NM	NM	NM	NM	NM	Screen submerged.
VMP-2-42	7/20/2022	14 03	NM	NM	NM	NM	NM	NM	NM	NM	NM	NM	Screen submerged.
VMP-2-42	8/24/2022	08 53	NM	NM	NM	NM	NM	NM	NM	NM	NM	NM	Screen submerged.
VMP-2-42	9/21/2022	10 58	NM	NM	NM	NM	NM	NM	NM	NM	NM	NM	Screen submerged.
VMP-2-42	10/12/2022	10:32	NM	NM	NM	NM	NM	NM	NM	NM	NM	NM	Screen submerged.
VMP-2-42	11/15/2022	10:13	NM	NM	NM	NM	NM	NM	NM	NM	NM	NM	Screen submerged.
VMP-2-42	12/20/2022	09:36	-0.42	0.19	OVR	OVR	9.3	0.4	185	500000	500000	0.0	FID flame-out occurred on THC and methane scrubber. 10:1 dilution probe was used.
VMP-2-42	1/17/2023	12:33	14.58	0.52	OVR	OVR	9.6	0.5	174	500000	500000	0.0	FID flame-out occurred on THC and methane scrubber.
VMP-2-42	2/23/2023	10 06	NM	NM	NM	NM	NM	NM	NM	NM	NM	NM	Screen submerged.
VMP-2-42	3/23/2023	10:43	NM	NM	NM	NM	NM	NM	NM	NM	NM	NM	Screen submerged.
VMP-3-5	4/26/2022	11 55	0.00	0.00	0.0	0	0.2	17.8	0.0	0.0	0.0	0.0	
VMP-3-5	5/25/2022	12 51	-0.09	-0.11	0.0	0	2.5	17.9	0.0	0.0	0.0	0.0	
VMP-3-5	6/22/2022	10 05	0.00	0.00	0.0	0	0.1	20.7	0.0	0.0	0.0	0.0	
VMP-3-5	7/21/2022	09:30	0.00	0.00	0.0	0	0.1	20.6	0.0	0.0	0.0	0.0	
VMP-3-5	8/24/2022	09:30	0.00	0.00	0.0	0	0.0	20.7	0.0	0.0	0.0	0.0	
VMP-3-5	9/21/2022	09 50	0.00	0.00	0.0	0	0.0	20.8	0.0	0.7	0.7	0.0	
VMP-3-5	10/12/2022	12 57	3.57	0.00	0.0	0	0.3	20.3	0.0	0.0	0.0	0.0	
VMP-3-5	11/15/2022	13 05	0.00	0.00	0.0	0	0.0	20.7	0.0	0.0	0.0	0.0	
VMP-3-5	12/20/2022	10:12	0.00	-0.10	0.0	0	0.1	20.8	0.0	0.0	0.0	0.0	
VMP-3-5	1/17/2023	13:25	-0.09	0.00	0.0	0	0.0	20.9	0.0	0.0	0.0	0.0	
VMP-3-5	2/23/2023	08:25	0.00	0.00	0.0	0	0.0	20.9	0.0	0.0	0.0	0.0	
VMP-3-5	3/23/2023	11:43	-0.09	0.00	0.0	0	0.0	20.9	0.0	0.0	0.0	0.0	

TABLE 9
SVE SYSTEM MONTHLY MONITORING - VMP SAMPLING DATA

Sample ID	Date	Initial Reading Time (24-Hour)	Vacuum/Pressure		Fixed Gases				Soil Vapor Concentrations				Comments
			Initial Reading (Inches of H_2O)	Stabilized Reading (Inches of H_2O)	CH_4 (%)	LEL (%)	CO_2 (%)	O_2 (%)	PID (ppmv)	THC (ppmv)	CH_4 (ppmv)	PHC (ppmv)	
VMP-3-10	4/26/2022	11 56	-1.19	-0.09	0.0	0	0.4	19.1	0.0	0.0	0.0	0.0	
VMP-3-10	5/25/2022	12 52	-1.88	-0.13	0.0	0	2.3	17.9	0.0	0.0	0.0	0.0	
VMP-3-10	5/25/2022	12 52	NM	NM	0.0	0	2.3	17.9	0.0	0.0	0.0	0.0	
VMP-3-10	6/22/2022	10 06	-0.49	-0.22	0.0	0	0.1	20.6	0.0	0.0	0.0	0.0	
VMP-3-10	7/21/2022	09:31	-0.21	-0.22	0.0	0	0.1	20.6	0.0	0.0	0.0	0.0	
VMP-3-10	8/24/2022	09:31	-0.22	-0.20	0.0	0	0.1	20.7	0.0	0.0	0.0	0.0	
VMP-3-10	9/21/2022	09 51	-0.14	-0.14	0.0	0	0.1	20.8	0.0	0.8	0.8	0.0	
VMP-3-10	10/12/2022	12 58	0.00	-0.28	0.0	0	0.6	20.0	0.0	0.0	0.0	0.0	
VMP-3-10	11/15/2022	13 06	0.00	-0.24	0.0	0	0.3	20.4	0.0	0.0	0.0	0.0	
VMP-3-10	12/20/2022	10:14	-0.18	-0.15	0.0	0	0.0	20.9	0.0	0.0	0.0	0.0	
VMP-3-10	1/17/2023	13:26	-0.37	-0.23	0.0	0	0.0	20.9	0.0	0.0	0.0	0.0	
VMP-3-10	2/23/2023	08:26	-0.91	-0.55	0.0	0	0.0	20.9	0.0	0.0	0.0	0.0	
VMP-3-10	3/23/2023	11:44	-0.11	-0.13	0.0	0	0.1	20.9	0.0	0.0	0.0	0.0	
VMP-3-22	4/26/2022	11 57	-0.42	-0.43	0.0	0	0.9	19.7	0.0	0.0	0.0	0.0	
VMP-3-22	5/25/2022	12 53	-0.20	-0.27	0.0	0	1.1	19.5	0.0	0.0	0.0	0.0	
VMP-3-22	6/22/2022	10 07	-0.48	-0.58	0.0	0	1.6	19.2	0.0	0.0	0.0	0.0	
VMP-3-22	7/21/2022	09:32	-0.49	-0.49	0.0	0	1.9	19.1	0.0	0.0	0.0	0.0	
VMP-3-22	7/21/2022	09:32	NM	NM	0.0	0	2.0	19.0	0.0	0.0	0.0	0.0	Duplicate sample.
VMP-3-22	8/24/2022	09:32	-0.54	-0.53	0.0	0	2.1	18.5	0.0	0.0	0.0	0.0	
VMP-3-22	9/21/2022	09 52	-0.39	-0.35	0.0	0	2.4	19.0	0.0	0.0	0.0	0.0	
VMP-3-22	10/12/2022	12 59	-0.35	-0.37	0.0	0	2.2	19.3	0.0	0.0	0.0	0.0	
VMP-3-22	11/15/2022	13 07	-0.33	-0.30	0.0	0	1.6	19.6	0.0	0.0	0.0	0.0	
VMP-3-22	12/20/2022	10:16	-0.47	-0.41	0.0	0	1.3	20.3	0.0	0.0	0.0	0.0	
VMP-3-22	1/17/2023	13:27	-0.49	-0.50	0.0	0	1.1	19.9	0.0	0.0	0.0	0.0	
VMP-3-22	2/23/2023	08:27	-0.93	-0.86	0.0	0	0.9	20.4	0.0	0.0	0.0	0.0	
VMP-3-22	3/23/2023	11:45	-0.68	-0.65	0.0	0	0.8	20.3	0.0	0.0	0.0	0.0	
VMP-3-31 5	4/26/2022	11 58	-1.31	-1.28	0.0	0	3.0	17.5	0.0	0.0	0.0	0.0	
VMP-3-31 5	5/25/2022	12 54	-0.50	-0.35	0.0	0	3.4	15.9	0.0	0.0	0.0	0.0	
VMP-3-31 5	6/21/2022	10 08	-1.68	-1.77	0.0	0	2.9	17.2	0.0	0.0	0.0	0.0	
VMP-3-31 5	7/21/2022	09:33	-1.44	-1.77	0.0	0	3.2	16.7	0.0	0.0	0.0	0.0	
VMP-3-31 5	8/24/2022	09:33	-1.72	-1.81	0.0	0	4.7	14.0	0.0	0.0	0.0	0.0	
VMP-3-31 5	9/21/2022	09 53	-1.60	-1.53	0.0	0	4.2	14.9	0.0	0.0	0.0	0.0	
VMP-3-31 5	10/12/2022	13 00	-1.42	-1.46	0.0	0	5.4	12.7	0.0	0.0	0.0	0.0	
VMP-3-31 5	11/15/2022	13 08	-1.20	-1.19	0.0	0	3.9	15.5	0.0	0.0	0.0	0.0	
VMP-3-31 5	12/20/2022	10:18	-1.56	-1.46	0.0	0	3.1	17.3	0.0	0.0	0.0	0.0	
VMP-3-31 5	12/20/2022	10:18	NM	NM	0.0	0	3.1	17.0	0.0	0.0	0.0	0.0	Duplicate sample.
VMP-3-31 5	1/17/2023	13:28	-1.04	-1.51	0.0	0	3.4	17.1	0.0	0.0	0.0	0.0	
VMP-3-31 5	2/23/2023	08:28	-2.05	-2.34	0.0	0	2.3	18.9	0.0	0.0	0.0	0.0	
VMP-3-31 5	3/23/2023	11:46	-1.97	-1.77	0.0	0	3.0	17.3	0.0	0.0	0.0	0.0	

TABLE 9
SVE SYSTEM MONTHLY MONITORING - VMP SAMPLING DATA

Sample ID	Date	Initial Reading Time (24-Hour)	Vacuum/Pressure		Fixed Gases				Soil Vapor Concentrations				Comments
			Initial Reading (Inches of H_2O)	Stabilized Reading (Inches of H_2O)	CH_4 (%)	LEL (%)	CO_2 (%)	O_2 (%)	PID (ppmv)	THC (ppmv)	CH_4 (ppmv)	PHC (ppmv)	
VMP-3-39	4/26/2022	11 59	NM	NM	NM	NM	NM	NM	NM	NM	NM	NM	Screen submerged.
VMP-3-39	5/25/2022	12 55	NM	NM	NM	NM	NM	NM	NM	NM	NM	NM	Screen submerged.
VMP-3-39	6/22/2022	10 09	NM	NM	NM	NM	NM	NM	NM	NM	NM	NM	Screen submerged.
VMP-3-39	7/21/2022	09:34	NM	NM	NM	NM	NM	NM	NM	NM	NM	NM	Screen submerged.
VMP-3-39	8/24/2022	09:34	NM	NM	NM	NM	NM	NM	NM	NM	NM	NM	Screen submerged.
VMP-3-39	9/21/2022	09 54	NM	NM	NM	NM	NM	NM	NM	NM	NM	NM	Screen submerged.
VMP-3-39	10/12/2022	13 01	NM	NM	NM	NM	NM	NM	NM	NM	NM	NM	Screen submerged.
VMP-3-39	11/15/2022	13 09	NM	NM	NM	NM	NM	NM	NM	NM	NM	NM	Screen submerged.
VMP-3-39	12/20/2022	10:19	NM	NM	NM	NM	NM	NM	NM	NM	NM	NM	Screen submerged.
VMP-3-39	1/17/2023	13:29	NM	NM	NM	NM	NM	NM	NM	NM	NM	NM	Screen submerged.
VMP-3-39	2/23/2023	08:29	NM	NM	NM	NM	NM	NM	NM	NM	NM	NM	Screen submerged.
VMP-3-39	3/23/2023	11:47	-2.00	-1.94	1.9	39	10.3	4.4	257	7750	4510	3240	
VMP-4-5	4/26/2022	12:32	-0.16	-0.10	0.0	0	0.5	20.4	0.0	0.0	0.0	0.0	
VMP-4-5	5/25/2022	10:20	-0.09	-0.13	0.0	0	0.6	20.1	0.0	0.0	0.0	0.0	
VMP-4-5	6/22/2022	13:45	0.00	0.00	0.0	0	1.1	20.0	0.0	0.0	0.0	0.0	
VMP-4-5	7/21/2022	11:20	0.00	0.00	0.0	0	1.2	19.8	0.0	0.0	0.0	0.0	
VMP-4-5	8/24/2022	13:45	0.00	0.00	0.0	0	1.8	19.6	0.0	0.0	0.0	0.0	
VMP-4-5	9/20/2022	14 05	0.00	0.00	0.0	0	1.1	20.0	0.0	0.0	0.0	0.0	
VMP-4-5	9/20/2022	14 05	NM	NM	0.0	0	1.1	20.0	0.0	0.0	0.0	0.0	Duplicate sample.
VMP-4-5	10/12/2022	14 09	0.00	0.00	0.0	0	1.0	19.8	0.0	0.0	0.0	0.0	
VMP-4-5	11/15/2022	11:10	0.00	0.00	0.0	0	0.4	20.6	0.0	0.0	0.0	0.0	
VMP-4-5	12/20/2022	09:15	0.00	-0.20	0.0	0	0.2	20.5	0.0	0.0	0.0	0.0	
VMP-4-5	1/17/2023	11 51	0.00	0.00	0.0	0	0.1	20.6	0.0	0.0	0.0	0.0	
VMP-4-5	2/22/2023	13:26	0.00	0.00	0.0	0	0.1	20.7	0.0	0.0	0.0	0.0	
VMP-4-5	3/23/2023	10:39	-0.02	0.00	0.0	0	0.2	20.5	0.0	0.0	0.0	0.0	
VMP-4-12	4/26/2022	12:33	-0.15	-0.12	0.0	0	1.1	19.6	0.0	0.0	0.0	0.0	
VMP-4-12	5/25/2022	10:21	-0.11	0.00	0.0	0	1.8	19.2	0.0	0.0	0.0	0.0	
VMP-4-12	6/22/2022	13:46	-0.13	-0.09	0.0	0	2.2	18.8	0.0	0.0	0.0	0.0	
VMP-4-12	7/21/2022	11:21	0.00	0.00	0.0	0	2.7	18.4	0.0	0.0	0.0	0.0	
VMP-4-12	8/24/2022	13:46	0.00	0.00	0.0	0	3.0	17.4	0.0	0.0	0.0	0.0	
VMP-4-12	9/20/2022	14 06	0.00	0.00	0.0	0	3.2	18.0	0.0	0.0	0.0	0.0	
VMP-4-12	10/12/2022	14:10	0.00	0.00	0.0	0	3.1	18.2	0.0	0.0	0.0	0.0	
VMP-4-12	11/15/2022	11:11	0.00	0.00	0.0	0	2.6	19.0	0.0	0.0	0.0	0.0	
VMP-4-12	12/20/2022	09:16	0.00	0.00	0.0	0	1.9	19.4	0.0	0.0	0.0	0.0	
VMP-4-12	1/17/2023	11 52	0.00	0.00	0.0	0	1.6	19.6	0.0	0.0	0.0	0.0	
VMP-4-12	2/22/2023	13:27	0.00	0.00	0.0	0	1.1	19.9	0.0	0.0	0.0	0.0	
VMP-4-12	3/23/2023	10:40	-0.03	-0.02	0.0	0	1.1	19.8	0.0	0.0	0.0	0.0	

TABLE 9
SVE SYSTEM MONTHLY MONITORING - VMP SAMPLING DATA

Sample ID	Date	Initial Reading Time (24-Hour)	Vacuum/Pressure		Fixed Gases				Soil Vapor Concentrations				Comments
			Initial Reading (Inches of H_2O)	Stabilized Reading (Inches of H_2O)	CH_4 (%)	LEL (%)	CO_2 (%)	O_2 (%)	PID (ppmv)	THC (ppmv)	CH_4 (ppmv)	PHC (ppmv)	
VMP-4-23 5	4/26/2022	12:34	-2.90	-2.72	0.0	0	2.4	18.5	0.0	0.0	0.0	0.0	
VMP-4-23 5	5/25/2022	10:22	-2.86	-2.67	0.0	0	2.1	18.8	0.0	0.0	0.0	0.0	
VMP-4-23 5	6/22/2022	13:47	-3.39	-3.32	0.0	0	1.8	18.6	0.0	0.0	0.0	0.0	
VMP-4-23 5	7/21/2022	11:22	-2.32	-2.31	0.0	0	1.8	18.7	0.0	0.0	0.0	0.0	
VMP-4-23 5	8/24/2022	13:47	-2.60	-2.58	0.0	0	2.7	16.3	0.0	0.0	0.0	0.0	
VMP-4-23 5	9/20/2022	14 07	-2.12	-2.12	0.0	0	3.3	17.0	0.0	0.0	0.0	0.0	
VMP-4-23 5	10/12/2022	14:11	-1.67	-1.38	0.0	0	3.2	17.7	0.0	0.0	0.0	0.0	
VMP-4-23 5	11/15/2022	11:12	-1.92	-1.77	0.0	0	3.2	17.8	0.0	0.0	0.0	0.0	
VMP-4-23 5	11/15/2022	11:12	NM	NM	0.0	0	3.2	17.7	0.0	0.0	0.0	0.0	Duplicate sample.
VMP-4-23 5	12/20/2022	09:17	-2.92	-2.95	0.0	0	3.7	17.9	0.0	0.0	0.0	0.0	
VMP-4-23 5	1/17/2023	11 53	-2.92	-2.81	0.0	0	2.9	18.3	0.0	0.0	0.0	0.0	
VMP-4-23 5	2/22/2023	13:28	-2.17	-2.04	0.0	0	2.6	18.7	0.0	0.0	0.0	0.0	
VMP-4-23 5	3/23/2023	10:41	-0.88	-0.83	0.0	0	1.8	19.4	0.0	0.0	0.0	0.0	
VMP-4-39	4/26/2022	12:35	NM	NM	NM	NM	NM	NM	NM	NM	NM	NM	Screen submerged.
VMP-4-39	5/25/2022	10:23	NM	NM	NM	NM	NM	NM	NM	NM	NM	NM	Screen submerged.
VMP-4-39	6/22/2022	13:48	NM	NM	NM	NM	NM	NM	NM	NM	NM	NM	Screen submerged.
VMP-4-39	7/21/2022	11:23	NM	NM	NM	NM	NM	NM	NM	NM	NM	NM	Screen submerged.
VMP-4-39	8/24/2022	13:48	NM	NM	NM	NM	NM	NM	NM	NM	NM	NM	Screen submerged.
VMP-4-39	9/20/2022	14 08	NM	NM	NM	NM	NM	NM	NM	NM	NM	NM	Screen submerged.
VMP-4-39	10/12/2022	14:12	NM	NM	NM	NM	NM	NM	NM	NM	NM	NM	Screen submerged.
VMP-4-39	11/15/2022	11:13	NM	NM	NM	NM	NM	NM	NM	NM	NM	NM	Screen submerged.
VMP-4-39	12/20/2022	09:18	NM	NM	NM	NM	NM	NM	NM	NM	NM	NM	Screen submerged.
VMP-4-39	1/17/2023	11 54	NM	NM	NM	NM	NM	NM	NM	NM	NM	NM	Screen submerged.
VMP-4-39	2/22/2023	13:29	NM	NM	NM	NM	NM	NM	NM	NM	NM	NM	Screen submerged.
VMP-4-39	3/23/2023	10:42	NM	NM	NM	NM	NM	NM	NM	NM	NM	NM	Screen submerged.
VMP-5-5	4/26/2022	11 05	0.00	0.00	0.0	0	0.1	20.8	0.0	0.0	0.0	0.0	
VMP-5-5	5/25/2022	09:45	0.00	0.00	0.0	0	0.1	20.7	0.0	0.0	0.0	0.0	
VMP-5-5	6/22/2022	13:38	0.00	0.00	0.0	0	0.3	20.6	0.0	0.0	0.0	0.0	
VMP-5-5	7/21/2022	11 54	0.00	0.00	0.0	0	0.9	20.0	0.0	0.0	0.0	0.0	
VMP-5-5	8/24/2022	09:33	0.00	0.00	0.0	0	0.6	20.4	0.0	0.0	0.0	0.0	
VMP-5-5	8/24/2022	09:33	NM	NM	0.0	0	0.7	20.4	0.0	0.0	0.0	0.0	Duplicate sample.
VMP-5-5	9/20/2022	13:38	0.00	0.00	0.0	0	0.8	20.2	0.0	0.0	0.0	0.0	
VMP-5-5	10/12/2022	14:45	0.00	0.00	0.0	0	1.4	19.3	0.0	0.0	0.0	0.0	
VMP-5-5	11/15/2022	09:45	0.00	0.40	0.0	0	0.2	20.8	0.0	0.0	0.0	0.0	
VMP-5-5	12/20/2022	08:35	0.00	0.00	0.0	0	0.1	20.8	0.0	0.0	0.0	0.0	
VMP-5-5	1/17/2023	10:17	0.00	0.00	0.0	0	0.0	20.9	0.0	0.0	0.0	0.0	
VMP-5-5	2/22/2023	11 04	0.00	0.00	0.0	0	0.1	20.6	0.0	0.0	0.0	0.0	
VMP-5-5	3/23/2023	09 09	0.00	0.00	0.0	0	0.1	20.8	0.0	0.0	0.0	0.0	

SEE LAST PAGE OF TABLE FOR NOTES

TABLE 9
SVE SYSTEM MONTHLY MONITORING - VMP SAMPLING DATA

Sample ID	Date	Initial Reading Time (24-Hour)	Vacuum/Pressure		Fixed Gases				Soil Vapor Concentrations				Comments
			Initial Reading (Inches of H_2O)	Stabilized Reading (Inches of H_2O)	CH_4 (%)	LEL (%)	CO_2 (%)	O_2 (%)	PID (ppmv)	THC (ppmv)	CH_4 (ppmv)	PHC (ppmv)	
VMP-5-12 5	4/26/2022	11 06	0.00	0.28	0.0	0	0.5	20.4	0.0	0.0	0.0	0.0	
VMP-5-12 5	5/25/2022	09:46	0.00	0.00	0.0	0	0.8	19.9	0.0	0.0	0.0	0.0	
VMP-5-12 5	6/22/2022	13:39	0.00	0.00	0.0	0	1.2	19.9	0.0	0.0	0.0	0.0	
VMP-5-12 5	7/21/2022	11 55	0.00	0.00	0.0	0	1.9	19.0	0.0	0.0	0.0	0.0	
VMP-5-12 5	8/24/2022	09:34	0.00	0.00	0.0	0	2.7	18.3	0.0	0.0	0.0	0.0	
VMP-5-12 5	9/20/2022	13:39	0.00	0.00	0.0	0	1.9	19.4	0.0	0.0	0.0	0.0	
VMP-5-12 5	9/20/2022	13:39	NM	NM	0.0	0	1.9	19.5	0.0	0.0	0.0	0.0	Duplicate sample.
VMP-5-12 5	10/12/2022	14:46	0.00	0.00	0.0	0	2.3	18.8	0.0	0.0	0.0	0.0	
VMP-5-12 5	11/15/2022	09:46	-0.16	0.00	0.0	0	1.4	19.7	0.0	0.0	0.0	0.0	
VMP-5-12 5	12/20/2022	08:36	-0.32	-0.21	0.0	0	0.8	20.3	0.0	0.0	0.0	0.0	
VMP-5-12 5	1/17/2023	10:18	-0.12	-0.10	0.0	0	0.6	20.5	0.0	0.0	0.0	0.0	
VMP-5-12 5	2/22/2023	11 05	0.00	0.00	0.0	0	0.4	20.2	0.0	0.0	0.0	0.0	
VMP-5-12 5	3/23/2023	09:10	-0.04	-0.04	0.0	0	0.5	20.5	0.0	0.0	0.0	0.0	
VMP-5-31	4/26/2022	11 07	-0.50	-0.55	0.0	0	1.7	19.2	0.0	0.0	0.0	0.0	
VMP-5-31	5/25/2022	09:47	-0.48	-0.30	0.0	0	1.8	19.0	0.0	0.0	0.0	0.0	
VMP-5-31	6/22/2022	13:40	-0.52	-0.49	0.0	0	1.9	18.8	0.0	0.0	0.0	0.0	
VMP-5-31	7/21/2022	11 56	-0.38	-0.36	0.0	0	2.1	18.7	0.0	0.0	0.0	0.0	
VMP-5-31	8/24/2022	09:35	-0.56	-0.54	0.0	0	2.3	18.5	0.0	0.0	0.0	0.0	
VMP-5-31	9/20/2022	13:40	-0.28	-0.16	0.0	0	2.5	18.5	0.0	0.0	0.0	0.0	
VMP-5-31	10/12/2022	14:47	0.00	-0.11	0.0	0	2.7	18.2	0.0	0.0	0.0	0.0	
VMP-5-31	11/15/2022	09:47	-0.35	-0.32	0.0	0	2.5	18.7	0.0	0.0	0.0	0.0	
VMP-5-31	12/20/2022	08:37	-0.65	-0.67	0.0	0	2.4	18.7	0.0	0.0	0.0	0.0	
VMP-5-31	1/17/2023	10:19	-0.72	-0.73	0.0	0	2.3	18.9	0.0	0.0	0.0	0.0	
VMP-5-31	2/22/2023	11 06	-0.31	-0.13	0.0	0	2.0	18.7	0.0	0.0	0.0	0.0	
VMP-5-31	3/23/2023	09:11	-0.18	-0.20	0.0	0	1.7	19.7	0.0	0.0	0.0	0.0	
VMP-5-40	4/26/2022	11 08	-0.50	-0.41	0.0	0	0.9	20.0	0.0	0.4	0.4	0.0	
VMP-5-40	5/25/2022	09:48	-0.49	-0.31	0.0	0	2.0	18.9	0.0	0.0	0.0	0.0	
VMP-5-40	6/22/2022	13:41	-0.52	-0.51	0.0	0	2.1	18.7	0.0	0.0	0.0	0.0	
VMP-5-40	7/21/2022	11 57	-0.40	0.00	0.0	0	2.2	18.6	0.0	0.0	0.0	0.0	
VMP-5-40	8/24/2022	09:36	-0.55	-0.54	0.0	0	2.3	18.5	0.0	0.0	0.0	0.0	
VMP-5-40	9/20/2022	13:41	-0.15	-0.29	0.0	0	2.6	18.4	0.0	0.0	0.0	0.0	
VMP-5-40	10/12/2022	14:48	0.00	-0.11	0.0	0	2.6	18.2	0.0	0.0	0.0	0.0	
VMP-5-40	11/15/2022	09:48	-0.36	-0.32	0.0	0	2.5	18.5	0.0	0.0	0.0	0.0	
VMP-5-40	12/20/2022	08:38	-0.65	-0.66	0.0	0	2.2	18.9	0.0	0.0	0.0	0.0	
VMP-5-40	1/17/2023	10:20	0.80	-0.71	0.0	0	2.4	18.7	0.0	0.0	0.0	0.0	
VMP-5-40	2/22/2023	11 07	-0.30	-0.13	0.0	0	2.4	18.3	0.0	0.0	0.0	0.0	
VMP-5-40	3/23/2023	09:12	-0.18	-0.20	0.0	0	2.1	19.2	0.0	0.0	0.0	0.0	

SEE LAST PAGE OF TABLE FOR NOTES

TABLE 9
SVE SYSTEM MONTHLY MONITORING - VMP SAMPLING DATA

Sample ID	Date	Initial Reading Time (24-Hour)	Vacuum/Pressure		Fixed Gases				Soil Vapor Concentrations				Comments
			Initial Reading (Inches of H_2O)	Stabilized Reading (Inches of H_2O)	CH_4 (%)	LEL (%)	CO_2 (%)	O_2 (%)	PID (ppmv)	THC (ppmv)	CH_4 (ppmv)	PHC (ppmv)	
VMP-6-5	4/26/2022	10 05	0.00	0.00	0.0	0	0.5	20.5	0.0	0.0	0.0	0.0	
VMP-6-5	5/25/2022	08:33	0.00	0.00	0.0	0	2.1	19.0	0.0	0.0	0.0	0.0	
VMP-6-5	5/25/2022	08:33	NM	NM	0.0	0	2.4	18.7	0.0	0.0	0.0	0.0	Duplicate sample.
VMP-6-5	6/22/2022	12 05	0.00	0.00	0.0	0	1.9	19.1	0.0	0.0	0.0	0.0	
VMP-6-5	7/20/2022	14:18	0.00	0.00	0.0	0	4.5	16.2	0.0	0.0	0.0	0.0	
VMP-6-5	8/24/2022	08:30	0.00	0.00	0.0	0	3.1	18.5	0.0	0.0	0.0	0.0	
VMP-6-5	8/24/2022	08:30	NM	NM	0.0	0	3.0	18.6	0.0	0.0	0.0	0.0	Duplicate sample.
VMP-6-5	9/20/2022	11:15	0.00	0.00	0.0	0	3.1	18.4	0.0	0.0	0.0	0.0	
VMP-6-5	10/10/2022	13:46	0.00	0.00	0.0	0	4.0	16.9	0.0	0.0	0.0	0.0	
VMP-6-5	11/15/2022	08:35	0.00	0.00	0.0	0	1.4	20.0	0.0	0.0	0.0	0.0	
VMP-6-5	12/19/2022	13:35	0.00	0.00	0.0	0	1.8	19.4	0.0	0.0	0.0	0.0	
VMP-6-5	1/17/2023	08 55	0.00	0.00	0.0	0	0.7	20.6	0.0	0.0	0.0	0.0	
VMP-6-5	2/22/2023	10:35	0.00	0.00	0.0	0	1.8	19.4	0.0	0.0	0.0	0.0	
VMP-6-5	3/22/2023	13:26	0.11	0.00	0.0	0	1.6	19.7	0.0	0.0	0.0	0.0	
VMP-6-5	3/22/2023	13:26	NM	NM	0.0	0	1.6	19.7	0.0	0.0	0.0	0.0	Duplicate sample.
VMP-6-10	4/26/2022	10 06	0.00	0.00	0.0	0	1.2	20.0	0.0	0.0	0.0	0.0	
VMP-6-10	5/25/2022	08:34	0.00	0.00	0.0	0	2.0	19.1	0.0	0.0	0.0	0.0	
VMP-6-10	6/22/2022	12 06	0.00	0.00	0.0	0	2.5	18.4	0.0	0.0	0.0	0.0	
VMP-6-10	7/20/2022	14:19	-0.25	0.00	0.0	0	3.8	16.9	0.0	0.0	0.0	0.0	
VMP-6-10	8/24/2022	08:31	0.00	0.00	0.0	0	2.9	18.3	0.0	0.0	0.0	0.0	
VMP-6-10	9/20/2022	11:16	0.00	0.00	0.0	0	2.7	18.7	0.0	0.0	0.0	0.0	
VMP-6-10	10/10/2022	13:47	0.00	0.00	0.0	0	3.0	17.8	0.0	0.0	0.0	0.0	
VMP-6-10	10/10/2022	13:47	NM	NM	0.0	0	3.0	17.8	0.0	0.0	0.0	0.0	Duplicate sample.
VMP-6-10	11/15/2022	08:36	0.00	0.00	0.0	0	2.6	18.7	0.0	0.0	0.0	0.0	
VMP-6-10	12/19/2022	13:36	0.00	0.00	0.0	0	2.1	19.0	0.0	0.0	0.0	0.0	
VMP-6-10	1/17/2023	08 56	0.00	0.00	0.0	0	1.6	19.7	0.0	0.0	0.0	0.0	
VMP-6-10	2/22/2023	10:36	0.00	0.00	0.0	0	2.2	18.8	0.0	0.0	0.0	0.0	
VMP-6-10	3/22/2023	13:27	0.20	0.00	0.0	0	2.5	18.8	0.0	0.0	0.0	0.0	
VMP-6-31 5	4/26/2022	10 07	-0.13	0.00	0.0	0	3.8	17.3	0.0	0.0	0.0	0.0	
VMP-6-31 5	5/25/2022	08:36	0.00	0.00	0.0	0	3.9	17.1	0.0	0.0	0.0	0.0	
VMP-6-31 5	6/22/2022	12 07	0.00	0.00	0.0	0	3.9	16.9	0.0	0.0	0.0	0.0	
VMP-6-31 5	7/20/2022	14:20	-0.25	0.00	0.0	0	4.3	16.3	0.0	0.0	0.0	0.0	
VMP-6-31 5	8/24/2022	08:32	-0.17	0.00	0.0	0	4.8	15.6	0.0	0.0	0.0	0.0	
VMP-6-31 5	9/20/2022	11:17	0.00	0.00	0.0	0	5.0	15.3	0.0	0.0	0.0	0.0	
VMP-6-31 5	10/10/2022	13:48	0.17	0.13	0.0	0	5.1	15.2	0.0	0.0	0.0	0.0	
VMP-6-31 5	11/15/2022	08:37	0.00	0.00	0.0	0	5.1	15.9	0.0	0.0	0.0	0.0	
VMP-6-31 5	12/19/2022	13:37	0.10	0.00	0.0	0	4.6	16.4	0.0	0.0	0.0	0.0	
VMP-6-31 5	1/17/2023	08 57	-0.20	-0.17	0.0	0	4.9	15.9	0.0	0.0	0.0	0.0	
VMP-6-31 5	2/22/2023	10:37	0.14	0.12	0.0	0	4.6	16.3	0.0	0.0	0.0	0.0	
VMP-6-31 5	3/22/2023	13:28	0.30	0.04	0.0	0	4.2	17.0	0.0	0.0	0.0	0.0	

TABLE 9
SVE SYSTEM MONTHLY MONITORING - VMP SAMPLING DATA

Sample ID	Date	Initial Reading Time (24-Hour)	Vacuum/Pressure		Fixed Gases				Soil Vapor Concentrations				Comments
			Initial Reading (Inches of H_2O)	Stabilized Reading (Inches of H_2O)	CH_4 (%)	LEL (%)	CO_2 (%)	O_2 (%)	PID (ppmv)	THC (ppmv)	CH_4 (ppmv)	PHC (ppmv)	
VMP-6-39	4/26/2022	10 08	-0.14	0.00	0.0	0	4.0	17.2	0.0	0.0	0.0	0.0	
VMP-6-39	5/25/2022	08:36	0.00	0.00	0.0	0	4.2	16.7	0.0	0.0	0.0	0.0	
VMP-6-39	6/22/2022	12 08	0.00	0.00	0.0	0	4.2	16.6	0.0	0.0	0.0	0.0	
VMP-6-39	7/20/2022	14:21	0.00	0.00	0.0	1	1.7	19.1	0.2	424	424	0.0	
VMP-6-39	7/21/2022	10:42	0.00	NM	0.0	1	1.8	19.0	3.1	462	462	0.0	Re-sampled to confirm results of initial sample.
VMP-6-39	8/24/2022	08:33	0.00	0.00	0.0	0	1.4	19.6	0.0	0.0	0.0	0.0	
VMP-6-39	9/20/2022	11:18	0.00	0.00	1.3	25	1.7	19.3	205	4200	2352	1848	
VMP-6-39	9/21/2022	08:45	-0.10	NM	1.1	23	1.5	19.2	175	4235	3080	1155	Re-sampled to confirm results of initial sample.
VMP-6-39	10/10/2022	13:49	0.00	0.00	0.0	0	1.3	19.5	0.1	0.6	0.0	0.6	
VMP-6-39	11/15/2022	08:38	0.00	0.00	0.0	0	1.4	19.7	0.2	1.2	0.0	1.2	
VMP-6-39	11/15/2022	08:38	NM	NM	0.0	0	1.4	19.8	0.2	1.3	0.0	1.3	Duplicate sample.
VMP-6-39	12/19/2022	13:38	0.13	0.00	0.9	18	1.3	19.6	125	3331	2159	1172	
VMP-6-39	1/17/2023	08 58	0.00	0.00	0.0	0	0.5	20.3	12 5	215	108	107	
VMP-6-39	2/22/2023	10:38	0.00	0.00	2.8	56	5.7	14.6	319	5294	2468	2826	
VMP-6-39	3/22/2023	13:29	0.40	0.18	0.2	4	5.1	15.8	32.6	403	183	220	
VMP-7-5	4/26/2022	09 50	-1.10	0.00	0.0	0	1.0	20.0	0.0	0.0	0.0	0.0	
VMP-7-5	4/26/2022	09 50	NM	NM	0.0	0	1.0	20.1	0.0	0.0	0.0	0.0	Duplicate sample.
VMP-7-5	5/25/2022	08:10	-0.71	0.00	0.0	0	1.5	19.5	0.3	16.6	16.6	0.0	
VMP-7-5	6/22/2022	11:40	-0.31	0.00	0.0	0	2.1	18.7	1.2	0.0	0.0	0.0	
VMP-7-5	7/20/2022	13:33	-0.70	0.00	0.0	0	2.9	17.0	0.5	0.0	0.0	0.0	
VMP-7-5	8/23/2022	14:18	-0.10	0.00	0.0	0	3.3	17.0	0.0	0.0	0.0	0.0	
VMP-7-5	9/20/2022	10 55	-0.26	-0.38	0.0	0	3.7	16.5	0.0	0.0	0.0	0.0	
VMP-7-5	10/10/2022	12 01	-0.37	0.00	0.0	0	3.8	16.1	0.0	0.0	0.0	0.0	
VMP-7-5	11/15/2022	08:20	-1.11	0.00	0.0	0	1.0	20.0	0.0	0.0	0.0	0.0	
VMP-7-5	12/19/2022	13:20	-0.33	0.00	0.0	0	1.1	19.8	0.0	0.0	0.0	0.0	
VMP-7-5	1/16/2023	14:20	0.14	-0.11	0.0	0	1.5	18.9	0.0	15.4	15.4	0.0	
VMP-7-5	2/22/2023	10:10	0.17	0.10	0.0	0	1.4	19.3	0.0	0.0	0.0	0.0	
VMP-7-5	3/22/2023	13 05	0.00	0.00	0.0	0	1.4	19.6	0.0	0.0	0.0	0.0	
VMP-7-13 5	4/26/2022	09 51	-1.00	0.00	0.0	0	1.0	19.9	0.0	0.0	0.0	0.0	
VMP-7-13 5	5/25/2022	08:11	0.00	-0.12	0.0	0	2.1	18.6	0.0	3.6	3.6	0.0	
VMP-7-13 5	5/25/2022	08:11	NM	NM	0.0	0	2.1	18.6	0.0	3.7	3.7	0.0	Duplicate sample.
VMP-7-13 5	6/22/2022	11:41	-0.39	0.00	0.0	0	2.2	18.3	0.3	0.0	0.0	0.0	
VMP-7-13 5	7/20/2022	13:34	-0.43	0.00	0.0	0	2.8	17.2	0.0	0.0	0.0	0.0	
VMP-7-13 5	8/23/2022	14:19	-0.49	0.45	0.0	0	3.3	16.7	0.0	0.0	0.0	0.0	
VMP-7-13 5	9/20/2022	10 56	0.00	0.00	0.0	0	3.7	16.3	0.0	0.0	0.0	0.0	
VMP-7-13 5	10/10/2022	12 02	-0.09	0.00	0.0	0	3.9	15.6	0.0	0.0	0.0	0.0	
VMP-7-13 5	11/15/2022	08:21	0.00	0.00	0.0	0	2.0	19.3	0.0	0.0	0.0	0.0	
VMP-7-13 5	12/19/2022	13:21	0.00	0.00	0.0	0	2.2	18.4	0.0	0.0	0.0	0.0	
VMP-7-13 5	1/16/2023	14:21	-0.16	0.00	0.0	0	4.1	15.8	0.0	0.0	0.0	0.0	
VMP-7-13 5	2/22/2023	10:11	0.18	0.17	0.0	0	2.8	17.7	0.0	0.0	0.0	0.0	
VMP-7-13 5	2/22/2023	10:11	NM	NM	0.0	0	2.7	17.8	0.0	0.0	0.0	0.0	Duplicate sample.
VMP-7-13 5	3/22/2023	13 06	0.16	0.03	0.0	0	2.8	17.9	0.0	0.0	0.0	0.0	

SEE LAST PAGE OF TABLE FOR NOTES

TABLE 9
SVE SYSTEM MONTHLY MONITORING - VMP SAMPLING DATA

Sample ID	Date	Initial Reading Time (24-Hour)	Vacuum/Pressure		Fixed Gases				Soil Vapor Concentrations				Comments
			Initial Reading (Inches of H_2O)	Stabilized Reading (Inches of H_2O)	CH_4 (%)	LEL (%)	CO_2 (%)	O_2 (%)	PID (ppmv)	THC (ppmv)	CH_4 (ppmv)	PHC (ppmv)	
VMP-7-29 5	4/26/2022	09 52	-0.67	1.54	0.0	0	2.9	18.0	0.0	0.0	0.0	0.0	
VMP-7-29 5	5/25/2022	08:12	0.00	0.00	0.0	0	3.0	17.5	0.1	35.2	35.2	0.0	
VMP-7-29 5	6/22/2022	11:42	-0.88	0.00	0.0	0	2.8	17.6	0.0	1.5	1.5	0.0	
VMP-7-29 5	7/20/2022	13:35	-0.40	0.00	0.0	0	3.2	16.8	0.2	0.0	0.0	0.0	
VMP-7-29 5	7/20/2022	13:35	NM	NM	0.0	0	3.2	16.7	0.2	0.0	0.0	0.0	Duplicate sample.
VMP-7-29 5	8/23/2022	14:20	0.09	0.12	0.0	0	3.6	16.3	0.0	0.0	0.0	0.0	
VMP-7-29 5	9/20/2022	10 57	-0.78	0.00	0.0	0	3.4	16.7	0.5	1.5	0.6	0.9	
VMP-7-29 5	10/10/2022	12 03	-0.73	0.00	0.0	0	4.1	15.0	0.0	0.0	0.0	0.0	
VMP-7-29 5	11/15/2022	08:22	-0.44	0.00	0.0	0	3.8	17.1	0.0	5.5	5.5	0.0	
VMP-7-29 5	12/19/2022	13:22	-0.41	-0.24	0.0	0	3.8	16.7	0.0	0.0	0.0	0.0	
VMP-7-29 5	1/16/2023	14:22	0.12	0.00	0.0	0	3.0	17.2	0.0	0.0	0.0	0.0	
VMP-7-29 5	2/22/2023	10:12	0.60	0.20	0.0	0	3.9	16.1	0.0	3.8	3.8	0.0	
VMP-7-29 5	3/22/2023	13 07	-2.70	0.28	0.0	0	4.0	16.4	0.0	0.3	0.3	0.0	
VMP-7-38	4/26/2022	09 53	-1.04	0.09	0.0	0	3.1	17.8	0.0	0.0	0.0	0.0	
VMP-7-38	5/25/2022	08:13	0.00	0.45	0.0	0	3.1	17.6	0.1	31.1	31.1	31.1	
VMP-7-38	6/22/2022	11:43	-0.72	0.00	0.0	0	3.0	17.4	0.0	0.0	0.0	0.0	
VMP-7-38	7/20/2022	13:36	-1.09	0.00	0.0	0	3.2	16.6	0.0	0.0	0.0	0.0	
VMP-7-38	8/23/2022	14:21	-1.02	0.36	0.0	0	3.5	16.2	0.0	0.0	0.0	0.0	
VMP-7-38	9/20/2022	10 58	0.00	0.00	0.0	0	3.6	16.2	0.0	0.0	0.0	0.0	
VMP-7-38	10/10/2022	12 04	-0.14	0.00	0.0	0	3.9	15.1	0.0	0.0	0.0	0.0	
VMP-7-38	11/15/2022	08:23	0.00	0.18	0.0	0	3.8	16.9	0.0	5.4	5.4	0.0	
VMP-7-38	12/19/2022	13:23	-0.41	-0.24	0.0	0	3.8	16.6	0.0	0.0	0.0	0.0	
VMP-7-38	1/16/2023	14:23	NM	NM	NM	NM	NM	NM	NM	NM	NM	NM	Screen submerged.
VMP-7-38	2/22/2023	10:13	0.19	0.17	0.0	0	4.1	15.9	0.0	0.0	0.0	0.0	
VMP-7-38	3/22/2023	13 08	0.00	0.04	0.0	0	3.8	16.6	0.0	0.0	0.0	0.0	
VMP-9-5	4/25/2022	14:13	0.00	0.00	0.0	0	0.8	19.9	0.0	0.0	0.0	0.0	
VMP-9-5	5/24/2022	11:32	0.00	0.00	0.0	0	1.8	18.5	0.0	0.0	0.0	0.0	
VMP-9-5	6/21/2022	13:35	0.00	0.00	0.0	0	3.2	17.5	0.0	0.0	0.0	0.0	
VMP-9-5	7/20/2022	12 07	0.00	0.00	0.0	0	4.1	16.5	0.0	0.0	0.0	0.0	
VMP-9-5	8/23/2022	14 05	0.00	0.00	0.0	0	3.7	17.4	0.0	0.0	0.0	0.0	
VMP-9-5	9/20/2022	10:40	0.00	0.00	0.0	0	4.0	17.3	0.0	0.0	0.0	0.0	
VMP-9-5	10/10/2022	11 07	0.00	0.00	0.0	0	3.1	18.3	0.0	0.0	0.0	0.0	
VMP-9-5	11/14/2022	13 05	0.00	0.00	0.0	0	2.7	17.8	0.0	0.0	0.0	0.0	
VMP-9-5	12/19/2022	12 00	0.00	0.00	0.0	0	0.7	19.0	0.0	0.0	0.0	0.0	
VMP-9-5	1/16/2023	12:15	0.00	0.00	0.0	0	2.8	17.4	0.0	0.0	0.0	0.0	
VMP-9-5	2/22/2023	08:10	0.00	0.00	0.0	0	2.3	19.1	0.0	0.0	0.0	0.0	
VMP-9-5	3/22/2023	12:45	0.00	0.00	0.0	0	2.4	18.1	0.0	0.0	0.0	0.0	

TABLE 9
SVE SYSTEM MONTHLY MONITORING - VMP SAMPLING DATA

Sample ID	Date	Initial Reading Time (24-Hour)	Vacuum/Pressure		Fixed Gases				Soil Vapor Concentrations				Comments
			Initial Reading (Inches of H_2O)	Stabilized Reading (Inches of H_2O)	CH_4 (%)	LEL (%)	CO_2 (%)	O_2 (%)	PID (ppmv)	THC (ppmv)	CH_4 (ppmv)	PHC (ppmv)	
VMP-9-11 5	4/25/2022	14:15	0.00	0.00	0.0	0	1.0	19.6	0.0	0.0	0.0	0.0	
VMP-9-11 5	5/24/2022	11:33	0.00	0.00	0.0	0	1.6	18.8	0.0	0.0	0.0	0.0	
VMP-9-11 5	6/21/2022	13:36	0.12	0.00	0.0	0	2.1	18.2	0.0	0.0	0.0	0.0	
VMP-9-11 5	7/20/2022	12 08	0.00	0.00	0.0	0	2.8	17.5	0.0	0.0	0.0	0.0	
VMP-9-11 5	8/23/2022	14 06	0.00	0.00	0.0	0	3.7	16.5	0.0	0.0	0.0	0.0	
VMP-9-11 5	9/20/2022	10:41	0.00	0.00	0.0	0	4.1	16.6	0.0	0.0	0.0	0.0	
VMP-9-11 5	10/10/2022	11:16	0.00	0.00	0.0	0	3.8	16.7	0.0	0.0	0.0	0.0	
VMP-9-11 5	11/14/2022	13 06	0.11	0.09	0.0	0	2.9	17.6	0.0	0.0	0.0	0.0	
VMP-9-11 5	12/19/2022	12 01	0.11	0.09	0.0	0	2.4	18.3	0.0	0.0	0.0	0.0	
VMP-9-11 5	1/16/2023	12:16	0.16	0.00	0.0	0	2.8	17.4	0.0	0.0	0.0	0.0	
VMP-9-11 5	2/22/2023	08:11	0.00	0.00	0.0	0	2.4	18.3	0.0	0.0	0.0	0.0	
VMP-9-11 5	3/22/2023	12:46	0.00	0.00	0.0	0	2.6	17.8	0.0	0.0	0.0	0.0	
VMP-9-25 5	4/25/2022	14:16	-0.10	-0.16	0.0	0	1.8	19.2	0.0	0.0	0.0	0.0	
VMP-9-25 5	5/24/2022	11:36	0.00	0.00	0.0	0	1.7	18.9	0.0	0.0	0.0	0.0	
VMP-9-25 5	6/21/2022	13:37	0.18	0.00	0.0	0	1.8	18.6	0.2	0.0	0.0	0.0	
VMP-9-25 5	7/20/2022	12 09	0.00	0.00	0.0	0	1.9	18.5	0.0	0.0	0.0	0.0	
VMP-9-25 5	8/23/2022	14 07	0.00	0.11	0.0	0	2.2	17.8	0.0	0.0	0.0	0.0	
VMP-9-25 5	9/20/2022	10:42	0.00	0.00	0.0	0	1.5	19.2	0.0	0.0	0.0	0.0	
VMP-9-25 5	10/10/2022	11:17	0.00	0.00	0.0	0	2.5	17.0	0.0	0.0	0.0	0.0	
VMP-9-25 5	11/14/2022	13 07	0.23	0.16	0.0	0	2.7	17.4	0.0	0.0	0.0	0.0	
VMP-9-25 5	12/19/2022	12 02	0.19	0.19	0.0	0	2.8	17.2	0.0	0.0	0.0	0.0	
VMP-9-25 5	12/19/2022	12 02	NM	NM	0.0	0	2.8	17.2	0.0	0.0	0.0	0.0	Duplicate sample.
VMP-9-25 5	1/16/2023	12:17	0.30	0.16	0.0	0	2.9	17.1	0.0	0.0	0.0	0.0	
VMP-9-25 5	1/16/2023	12:17	NM	NM	0.0	0	3.0	16.9	0.0	0.0	0.0	0.0	Duplicate sample.
VMP-9-25 5	2/22/2023	08:12	-0.50	0.00	0.0	0	2.9	17.2	0.0	0.0	0.0	0.0	
VMP-9-25 5	2/22/2023	08:12	NM	NM	0.0	0	2.9	17.2	0.0	0.0	0.0	0.0	Duplicate sample.
VMP-9-25 5	3/22/2023	12:47	0.14	0.06	0.0	0	2.9	17.2	0.0	0.0	0.0	0.0	
VMP-9-38 5	4/25/2022	14:18	-0.61	-0.17	0.0	0	2.2	18.8	0.0	0.0	0.0	0.0	
VMP-9-38 5	5/24/2022	11:38	0.10	0.00	0.0	0	2.1	18.7	0.0	0.0	0.0	0.0	
VMP-9-38 5	6/21/2022	13:38	0.17	0.00	0.0	0	2.1	18.4	5.0	5.0	0.0	5.0	
VMP-9-38 5	7/20/2022	12:10	0.00	0.00	0.0	0	2.0	18.5	6.2	6.1	0.0	6.1	
VMP-9-38 5	8/23/2022	14 08	0.00	0.11	0.0	0	2.2	18.8	0.0	0.0	0.0	0.0	
VMP-9-38 5	9/20/2022	10:43	0.00	0.00	0.0	0	2.2	17.8	0.0	0.0	0.0	0.0	
VMP-9-38 5	10/10/2022	11:18	0.00	0.11	0.0	0	2.4	16.9	0.0	0.0	0.0	0.0	
VMP-9-38 5	11/14/2022	13 08	0.23	0.12	0.0	0	2.6	16.7	0.0	0.0	0.0	0.0	
VMP-9-38 5	12/19/2022	12 03	0.18	0.18	0.0	0	2.9	16.4	0.0	0.0	0.0	0.0	
VMP-9-38 5	1/16/2023	12:18	0.31	0.17	0.0	0	3.3	15.7	0.0	0.0	0.0	0.0	
VMP-9-38 5	2/22/2023	08:13	NM	NM	NM	NM	NM	NM	NM	NM	NM	NM	Screen submerged.
VMP-9-38 5	3/22/2023	12:48	0.00	0.02	0.0	0	3.9	15.4	0.0	0.0	0.0	0.0	

TABLE 9
SVE SYSTEM MONTHLY MONITORING - VMP SAMPLING DATA

Sample ID	Date	Initial Reading Time (24-Hour)	Vacuum/Pressure		Fixed Gases				Soil Vapor Concentrations				Comments
			Initial Reading (Inches of H_2O)	Stabilized Reading (Inches of H_2O)	CH_4 (%)	LEL (%)	CO_2 (%)	O_2 (%)	PID (ppmv)	THC (ppmv)	CH_4 (ppmv)	PHC (ppmv)	
VMP-10-5	4/25/2022	09 59	-0.24	0.00	0.0	0	0.7	20.1	0.0	0.0	0.0	0.0	
VMP-10-5	5/24/2022	10 05	0.00	0.00	0.0	0	1.0	19.6	0.0	0.0	0.0	0.0	
VMP-10-5	6/22/2022	09:40	0.00	0.00	0.0	0	1.1	19.9	0.0	0.0	0.0	0.0	
VMP-10-5	7/21/2022	08:19	0.00	0.00	0.0	0	1.3	19.8	0.0	0.0	0.0	0.0	
VMP-10-5	8/23/2022	10 05	0.00	0.00	0.0	0	1.7	19.8	0.0	0.0	0.0	0.0	
VMP-10-5	9/20/2022	08:12	0.00	0.00	0.0	0	1.0	20.0	0.0	0.0	0.0	0.0	
VMP-10-5	10/10/2022	09:42	0.00	0.00	0.0	0	0.7	20.0	0.0	0.0	0.0	0.0	
VMP-10-5	11/14/2022	09:45	0.00	0.00	0.0	0	0.7	20.4	0.0	0.0	0.0	0.0	
VMP-10-5	12/19/2022	09 50	0.00	0.00	0.0	0	0.3	20.7	0.0	0.0	0.0	0.0	
VMP-10-5	1/16/2023	09:15	0.00	0.00	0.0	0	0.3	20.4	0.0	0.0	0.0	0.0	
VMP-10-5	2/22/2023	07:30	NM	NM	NM	NM	NM	NM	NM	NM	NM	NM	Inaccessible due to construction activities.
VMP-10-5	3/22/2023	09 03	0.00	0.00	0.0	0	0.5	20.3	0.0	0.0	0.0	0.0	
VMP-10-10	4/25/2022	10 00	0.00	0.00	0.0	0	0.3	20.5	0.0	0.0	0.0	0.0	
VMP-10-10	5/24/2022	10 06	0.00	0.00	0.0	0	0.7	19.7	0.0	0.0	0.0	0.0	
VMP-10-10	6/22/2022	09:41	0.00	0.00	0.0	0	1.0	19.7	0.0	0.0	0.0	0.0	
VMP-10-10	7/21/2022	08:20	0.00	0.00	0.0	0	1.2	19.3	0.0	0.0	0.0	0.0	
VMP-10-10	8/23/2022	10 06	0.00	0.00	0.0	0	1.6	19.2	0.0	0.0	0.0	0.0	
VMP-10-10	8/23/2022	10 06	NM	NM	0.0	0	1.6	19.3	0.0	0.0	0.0	0.0	Duplicate sample.
VMP-10-10	9/20/2022	08:13	0.00	0.00	0.0	0	1.3	19.6	0.0	0.0	0.0	0.0	
VMP-10-10	10/10/2022	09:43	0.00	0.00	0.0	0	1.1	19.5	0.0	0.0	0.0	0.0	
VMP-10-10	11/14/2022	09:46	0.00	0.24	0.0	0	0.8	20.0	0.0	0.0	0.0	0.0	
VMP-10-10	12/19/2022	09 51	0.00	0.00	0.0	0	0.5	20.4	0.0	0.0	0.0	0.0	
VMP-10-10	1/16/2023	09:16	0.26	0.00	0.0	0	0.5	20.2	0.0	0.0	0.0	0.0	
VMP-10-10	2/22/2023	07:31	NM	NM	NM	NM	NM	NM	NM	NM	NM	NM	Inaccessible due to construction activities.
VMP-10-10	3/22/2023	09 04	0.00	0.00	0.0	0	0.5	20.4	0.0	0.0	0.0	0.0	
VMP-10-20	4/25/2022	10 01	0.00	0.00	0.0	0	0.2	20.4	0.0	0.0	0.0	0.0	
VMP-10-20	5/24/2022	10 07	0.00	0.00	0.0	0	0.3	19.5	0.0	0.0	0.0	0.0	
VMP-10-20	6/22/2022	09:42	0.00	0.00	0.0	0	0.6	19.4	0.0	0.0	0.0	0.0	
VMP-10-20	7/21/2022	08:21	0.00	0.00	0.0	0	0.9	19.2	0.0	0.0	0.0	0.0	
VMP-10-20	8/23/2022	10 07	0.00	0.00	0.0	0	1.2	18.9	0.0	0.0	0.0	0.0	
VMP-10-20	9/20/2022	08:14	0.00	0.00	0.0	0	1.4	18.9	0.0	0.0	0.0	0.0	
VMP-10-20	10/10/2022	09:44	0.00	0.00	0.0	0	1.5	18.7	0.0	0.0	0.0	0.0	
VMP-10-20	10/10/2022	09:44	NM	NM	0.0	0	1.5	18.8	0.0	0.0	0.0	0.0	Duplicate sample.
VMP-10-20	11/14/2022	09:47	0.00	0.00	0.0	0	1.3	19.3	0.0	0.0	0.0	0.0	
VMP-10-20	12/19/2022	09 52	0.00	0.00	0.0	0	1.2	19.6	0.0	0.0	0.0	0.0	
VMP-10-20	1/16/2023	09:17	0.00	0.00	0.0	0	1.1	19.4	0.0	0.0	0.0	0.0	
VMP-10-20	2/22/2023	07:32	NM	NM	NM	NM	NM	NM	NM	NM	NM	NM	Inaccessible due to construction activities.
VMP-10-20	3/22/2023	09 05	0.00	0.00	0.0	0	0.9	19.6	0.0	0.0	0.0	0.0	

TABLE 9
SVE SYSTEM MONTHLY MONITORING - VMP SAMPLING DATA

Sample ID	Date	Initial Reading Time (24-Hour)	Vacuum/Pressure		Fixed Gases				Soil Vapor Concentrations				Comments
			Initial Reading (Inches of H_2O)	Stabilized Reading (Inches of H_2O)	CH_4 (%)	LEL (%)	CO_2 (%)	O_2 (%)	PID (ppmv)	THC (ppmv)	CH_4 (ppmv)	PHC (ppmv)	
VMP-10-30	4/25/2022	10 02	0.00	0.00	0.0	0	0.4	20.3	0.0	0.0	0.0	0.0	
VMP-10-30	5/24/2022	10 08	0.10	0.00	0.0	0	0.4	19.5	0.0	0.0	0.0	0.0	
VMP-10-30	6/22/2022	09:43	0.00	0.00	0.0	0	0.5	19.2	0.0	0.0	0.0	0.0	
VMP-10-30	7/21/2022	08:22	0.00	0.00	0.0	0	0.6	19.0	0.0	0.0	0.0	0.0	
VMP-10-30	8/23/2022	10 08	0.00	0.00	0.0	0	1.1	18.7	0.0	0.0	0.0	0.0	
VMP-10-30	9/20/2022	08:15	0.00	0.00	0.0	0	1.4	18.4	0.0	0.0	0.0	0.0	
VMP-10-30	10/10/2022	09:45	0.00	0.00	0.0	0	1.7	18.2	0.0	0.0	0.0	0.0	
VMP-10-30	11/14/2022	09:48	0.00	0.00	0.0	0	1.8	18.5	0.0	0.0	0.0	0.0	
VMP-10-30	12/19/2022	09 53	0.00	0.00	0.0	0	1.7	18.8	0.0	0.0	0.0	0.0	
VMP-10-30	1/16/2023	09:18	0.00	0.00	0.0	0	1.6	18.9	0.0	0.0	0.0	0.0	
VMP-10-30	2/22/2023	07:33	NM	NM	NM	NM	NM	NM	NM	NM	NM	NM	Inaccessible due to construction activities.
VMP-10-30	3/22/2023	09 06	0.00	0.00	0.0	0	1.0	19.6	0.0	0.0	0.0	0.0	
VMP-11-5	4/25/2022	11:27	0.00	0.00	0.0	0	0.3	20.4	0.0	0.0	0.0	0.0	
VMP-11-5	5/24/2022	11:13	0.00	0.00	0.0	0	1.5	18.2	0.0	0.0	0.0	0.0	
VMP-11-5	6/21/2022	11 00	-0.30	0.00	0.0	0	2.4	19.0	0.3	1.8	1.6	0.2	
VMP-11-5	7/21/2022	10:33	-0.24	0.00	0.0	0	2.1	19.2	0.0	0.0	0.0	0.0	
VMP-11-5	8/23/2022	12:20	0.00	0.00	0.0	0	2.2	19.4	0.0	0.0	0.0	0.0	
VMP-11-5	8/23/2022	12:20	NM	NM	0.0	0	2.2	19.4	0.0	0.0	0.0	0.0	Duplicate sample.
VMP-11-5	9/20/2022	09:28	0.00	0.00	0.0	0	1.6	19.6	0.0	0.0	0.0	0.0	
VMP-11-5	10/10/2022	10 56	0.00	0.00	0.0	0	0.9	20.1	0.0	0.0	0.0	0.0	
VMP-11-5	11/14/2022	12 50	0.00	0.00	0.0	0	0.9	19.7	0.0	0.0	0.0	0.0	
VMP-11-5	12/19/2022	11:15	0.00	0.00	0.0	0	0.2	20.7	0.0	0.0	0.0	0.0	
VMP-11-5	1/16/2023	11 55	0.24	0.00	0.0	0	0.5	20.2	0.0	0.0	0.0	0.0	
VMP-11-5	2/22/2023	09 00	-0.29	-0.16	0.0	0	0.3	20.7	0.0	0.0	0.0	0.0	
VMP-11-5	3/22/2023	10:40	-0.56	0.00	0.0	0	0.5	20.4	0.0	0.0	0.0	0.0	
VMP-11-8	4/25/2022	11:28	-0.35	0.00	0.0	0	0.5	19.6	0.0	0.0	0.0	0.0	
VMP-11-8	5/24/2022	11:14	0.00	0.00	0.0	0	1.9	17.5	0.0	0.0	0.0	0.0	
VMP-11-8	5/24/2022	11:14	NM	NM	0.0	0	1.9	17.5	0.0	0.0	0.0	0.0	Duplicate sample.
VMP-11-8	6/21/2022	11 01	0.00	-0.12	0.0	0	3.0	18.4	0.0	0.0	0.0	0.0	
VMP-11-8	7/21/2022	10:34	-0.25	0.00	0.0	0	3.1	18.2	0.0	0.0	0.0	0.0	
VMP-11-8	8/23/2022	12:21	0.00	0.00	0.0	0	3.0	18.6	0.0	0.0	0.0	0.0	
VMP-11-8	9/20/2022	09:29	0.00	0.00	0.0	0	2.6	18.7	0.0	0.0	0.0	0.0	
VMP-11-8	10/10/2022	10 57	0.00	0.00	0.0	0	1.6	19.6	0.0	0.0	0.0	0.0	
VMP-11-8	11/14/2022	12 51	0.00	0.00	0.0	0	1.2	19.7	0.0	0.0	0.0	0.0	
VMP-11-8	11/14/2022	12 51	NM	NM	0.0	0	1.3	19.6	0.0	0.0	0.0	0.0	Duplicate sample.
VMP-11-8	12/19/2022	11:16	0.00	0.00	0.0	0	0.4	20.5	0.0	0.0	0.0	0.0	
VMP-11-8	1/16/2023	11 56	0.00	0.00	0.0	0	0.6	20.0	0.0	0.0	0.0	0.0	
VMP-11-8	2/22/2023	09 01	0.39	0.00	0.0	0	0.3	20.6	0.0	0.0	0.0	0.0	
VMP-11-8	3/22/2023	10:41	0.00	0.00	0.0	0	0.7	20.0	0.0	0.0	0.0	0.0	

TABLE 9
SVE SYSTEM MONTHLY MONITORING - VMP SAMPLING DATA

Sample ID	Date	Initial Reading Time (24-Hour)	Vacuum/Pressure		Fixed Gases				Soil Vapor Concentrations				Comments
			Initial Reading (Inches of H_2O)	Stabilized Reading (Inches of H_2O)	CH_4 (%)	LEL (%)	CO_2 (%)	O_2 (%)	PID (ppmv)	THC (ppmv)	CH_4 (ppmv)	PHC (ppmv)	
VMP-11-29	4/25/2022	11:29	-0.57	-0.35	0.0	0	0.5	19.7	0.0	0.0	0.0	0.0	
VMP-11-29	5/24/2022	11:15	0.23	0.00	0.0	0	0.9	19.0	0.0	0.0	0.0	0.0	
VMP-11-29	6/21/2022	11 02	-0.70	0.00	0.0	0	1.2	19.0	1.3	3.5	0.0	3.5	
VMP-11-29	6/21/2022	11 02	NM	NM	0.0	0	1.2	19.0	1.3	3.4	0.0	3.4	Duplicate sample.
VMP-11-29	7/21/2022	10:35	-0.33	-0.09	0.0	0	1.3	18.8	0.0	0.0	0.0	0.0	
VMP-11-29	8/23/2022	12:22	0.50	0.00	0.0	0	1.4	18.6	0.0	0.0	0.0	0.0	
VMP-11-29	9/20/2022	09:30	0.00	0.00	0.0	0	1.7	18.2	0.0	0.0	0.0	0.0	
VMP-11-29	10/10/2022	10 58	0.00	0.00	0.0	0	1.5	18.4	0.0	0.0	0.0	0.0	
VMP-11-29	11/14/2022	12 52	0.00	0.00	0.0	0	1.5	18.4	0.0	0.0	0.0	0.0	
VMP-11-29	12/19/2022	11:17	0.00	0.00	0.0	0	1.0	19.5	0.0	0.0	0.0	0.0	
VMP-11-29	1/16/2023	11 57	0.00	0.00	0.0	0	1.5	18.3	0.0	0.0	0.0	0.0	
VMP-11-29	2/22/2023	09 02	-0.70	0.00	0.0	0	1.3	19.1	0.0	0.0	0.0	0.0	
VMP-11-29	3/22/2023	10:42	-0.35	0.00	0.0	0	0.9	20.0	0.0	0.0	0.0	0.0	
VMP-11-38	4/25/2022	11:30	0.00	0.00	0.0	0	0.5	19.6	0.0	0.0	0.0	0.0	
VMP-11-38	5/24/2022	11:16	0.00	-0.24	0.0	0	1.8	17.7	0.3	1.5	1.5	0.0	
VMP-11-38	6/21/2022	11 03	0.00	0.00	0.0	0	2.8	18.6	0.5	2.6	0.0	2.6	
VMP-11-38	7/21/2022	10:36	0.00	0.00	0.0	0	2.8	18.7	0.0	0.0	0.0	0.0	
VMP-11-38	8/23/2022	12:23	0.39	0.00	0.0	0	2.5	19.2	0.0	0.0	0.0	0.0	
VMP-11-38	9/20/2022	09:31	0.00	0.00	0.0	0	2.1	19.2	0.0	0.0	0.0	0.0	
VMP-11-38	10/10/2022	10 59	0.00	0.00	0.0	0	1.2	19.9	0.0	0.0	0.0	0.0	
VMP-11-38	11/14/2022	12 53	0.35	0.00	0.0	0	1.0	19.8	0.0	0.0	0.0	0.0	
VMP-11-38	12/19/2022	11:18	NM	NM	NM	NM	NM	NM	NM	NM	NM	NM	Screen submerged.
VMP-11-38	1/16/2023	11 58	0.00	0.00	0.0	0	0.6	20.1	0.0	0.0	0.0	0.0	
VMP-11-38	2/22/2023	09 03	-3.04	-0.27	0.0	0	0.3	20.4	0.0	0.0	0.0	0.0	
VMP-11-38	3/22/2023	10:43	0.00	0.00	0.0	0	0.6	20.0	0.0	0.0	0.0	0.0	
VMP-12-5	4/25/2022	09 00	-0.48	-0.41	0.0	0	0.1	20.8	0.0	0.0	0.0	0.0	
VMP-12-5	5/24/2022	09 56	0.00	0.00	0.0	0	0.1	20.1	0.0	0.0	0.0	0.0	
VMP-12-5	5/24/2022	09 56	NM	NM	0.0	0	0.1	19.8	0.0	0.0	0.0	0.0	Duplicate sample.
VMP-12-5	6/21/2022	09:25	0.00	0.00	0.0	0	0.1	20.5	0.0	0.0	0.0	0.0	
VMP-12-5	7/20/2022	08:48	-0.13	0.00	0.0	0	0.2	20.5	0.0	0.8	0.8	0.0	
VMP-12-5	8/23/2022	09:45	-0.22	-0.19	0.0	0	0.1	20.8	0.0	0.0	0.0	0.0	
VMP-12-5	9/20/2022	09:43	0.00	0.00	0.0	0	0.1	20.9	0.0	0.0	0.0	0.0	
VMP-12-5	10/11/2022	13:13	0.16	0.18	0.0	0	0.1	20.5	0.0	0.0	0.0	0.0	
VMP-12-5	11/14/2022	08:35	-0.15	0.00	0.0	0	0.4	20.3	0.0	0.0	0.0	0.0	
VMP-12-5	12/19/2022	08:28	0.00	-0.27	0.0	0	0.0	20.9	0.1	0.8	0.8	0.0	
VMP-12-5	1/16/2023	10 00	0.11	0.29	0.0	0	0.6	9.6	0.0	0.0	0.0	0.0	
VMP-12-5	2/22/2023	08:25	-0.11	0.00	0.0	0	0.9	12.9	0.0	0.0	0.0	0.0	
VMP-12-5	3/22/2023	10:21	0.00	0.00	0.0	0	0.5	20.0	0.0	1.2	0.0	1.2	
VMP-12-5	3/22/2023	10:21	NM	NM	0.0	0	0.6	19.9	0.0	1.1	0.0	0.0	Duplicate sample.

TABLE 9
SVE SYSTEM MONTHLY MONITORING - VMP SAMPLING DATA

Sample ID	Date	Initial Reading Time (24-Hour)	Vacuum/Pressure		Fixed Gases				Soil Vapor Concentrations				Comments
			Initial Reading (Inches of H_2O)	Stabilized Reading (Inches of H_2O)	CH_4 (%)	LEL (%)	CO_2 (%)	O_2 (%)	PID (ppmv)	THC (ppmv)	CH_4 (ppmv)	PHC (ppmv)	
VMP-12-11.5	4/25/2022	09 01	-0.74	-0.26	0.0	0	7.3	4.5	0.1	0.0	0.0	0.0	
VMP-12-11.5	5/24/2022	09 57	-0.25	0.00	0.0	0	3.1	14.0	0.0	0.0	0.0	0.0	
VMP-12-11.5	6/21/2022	09:26	-0.11	0.00	0.0	0	0.4	20.3	6.1	57.1	32.6	24.5	
VMP-12-11.5	7/20/2022	08:49	-0.17	0.00	0.0	0	1.2	19.4	0.0	0.0	0.0	0.0	
VMP-12-11.5	8/23/2022	09:46	-0.29	-0.24	0.0	0	0.3	20.7	0.0	0.0	0.0	0.0	
VMP-12-11.5	9/20/2022	09:44	-0.10	0.00	0.0	0	0.7	19.9	0.0	0.0	0.0	0.0	
VMP-12-11.5	10/11/2022	13:14	0.16	0.22	0.0	0	5.5	11.7	0.0	0.0	0.0	0.0	
VMP-12-11.5	11/14/2022	08:36	-0.16	0.00	0.0	0	0.9	19.8	0.0	0.0	0.0	0.0	
VMP-12-11.5	12/19/2022	08:30	-0.42	-0.36	0.0	0	0.2	20.7	0.0	0.4	0.3	0.1	
VMP-12-11.5	1/16/2023	10 01	0.12	0.19	0.0	0	7.6	7.1	0.2	0.0	0.0	0.0	
VMP-12-11.5	2/22/2023	08:26	0.31	0.00	0.0	0	5.7	9.2	0.0	0.0	0.0	0.0	
VMP-12-11.5	3/22/2023	10:22	0.28	0.00	0.0	0	6.5	9.2	0.0	0.0	0.0	0.0	
VMP-12-25	4/25/2022	09 02	-0.64	-0.49	18.3	OVR	8.4	6.5	211	92870	80640	12230	
VMP-12-25	4/25/2022	09 02	NM	NM	18.1	OVR	8.4	6.6	207	92620	80110	12510	Duplicate sample.
VMP-12-25	5/24/2022	09 58	-0.97	0.00	20.1	OVR	8.8	5.9	197	113000	102000	11000	
VMP-12-25	6/21/2022	09:27	0.00	0.25	12.7	OVR	7.7	7.8	181	71650	64890	6760	
VMP-12-25	7/20/2022	08 50	0.00	0.00	19.9	OVR	8.4	7.0	181	102000	92740	9260	
VMP-12-25	8/23/2022	09:47	-0.37	-0.34	25.8	OVR	12.7	0.9	172	115000	101000	14000	
VMP-12-25	9/20/2022	09:45	-0.16	0.00	34.8	OVR	13.1	1.0	197	126000	116000	10000	
VMP-12-25	10/11/2022	13:15	0.22	0.25	40.1	OVR	13.4	0.8	226	166000	144000	22000	
VMP-12-25	11/14/2022	08:37	-0.19	0.00	29.5	OVR	13.3	0.5	147	149000	132000	17000	
VMP-12-25	12/19/2022	08:32	-0.49	-0.42	13.1	OVR	12.5	1.3	97.6	91720	85680	6040	
VMP-12-25	1/16/2023	10 02	0.40	0.25	17.5	OVR	12.4	0.9	104	114000	103000	11000	
VMP-12-25	2/22/2023	08:27	0.09	0.00	15.6	OVR	12.2	0.4	102	108000	93840	14160	
VMP-12-25	3/22/2023	10:23	0.00	0.00	15.2	OVR	2.3	0.5	97 9	107000	94000	13000	
VMP-12-39	4/25/2022	09 03	-0.53	-0.51	OVR	OVR	12.5	1.0	277	409000	311000	98000	
VMP-12-39	5/24/2022	09 59	-0.23	-0.15	OVR	OVR	11.5	1.2	476	531000	351000	180000	
VMP-12-39	6/21/2022	09:28	-0.20	-0.11	OVR	OVR	12.1	1.0	578	431000	311000	120000	
VMP-12-39	6/21/2022	09:28	NM	NM	OVR	OVR	12.0	1.0	572	426000	309000	117000	Duplicate sample.
VMP-12-39	7/20/2022	08:21	-0.27	-0.20	OVR	OVR	12.4	1.2	356	504000	359000	145000	
VMP-12-39	8/23/2022	09:48	-0.41	-0.37	OVR	OVR	12.1	1.5	342	485000	346000	139000	
VMP-12-39	8/23/2022	09:48	NM	NM	OVR	OVR	12.1	1.5	339	482000	343000	139000	Duplicate sample.
VMP-12-39	9/20/2022	09:46	-0.15	0.00	OVR	OVR	13.0	0.8	364	435000	313000	122000	
VMP-12-39	10/11/2022	13:16	0.23	0.26	OVR	OVR	13.1	1.2	509	306000	215000	91000	
VMP-12-39	11/14/2022	08:38	0.00	0.00	OVR	OVR	12.8	1.2	289	369000	274000	95000	
VMP-12-39	12/19/2022	08:34	-0.49	-0.43	OVR	OVR	12.7	0.5	263	289000	232000	57000	
VMP-12-39	1/16/2023	10 03	0.12	0.32	83.2	OVR	12.4	0.6	282	237000	194000	43000	
VMP-12-39	2/22/2023	08:28	0.00	0.45	62.8	OVR	11.3	1.2	334	206000	160000	46000	
VMP-12-39	3/22/2023	10:24	0.25	0.00	54.8	OVR	12.2	0.6	311	202000	171000	31000	

TABLE 9
SVE SYSTEM MONTHLY MONITORING - VMP SAMPLING DATA

Sample ID	Date	Initial Reading Time (24-Hour)	Vacuum/Pressure		Fixed Gases				Soil Vapor Concentrations				Comments
			Initial Reading (Inches of H_2O)	Stabilized Reading (Inches of H_2O)	CH_4 (%)	LEL (%)	CO_2 (%)	O_2 (%)	PID (ppmv)	THC (ppmv)	CH_4 (ppmv)	PHC (ppmv)	
VMP-13-5	4/25/2022	09:10	0.00	0.00	0.0	0	0.1	20.6	0.0	0.0	0.0	0.0	
VMP-13-5	5/24/2022	09:32	0.00	0.00	0.0	0	0.3	19.9	0.0	0.0	0.0	0.0	
VMP-13-5	6/22/2022	08:40	0.00	0.00	0.0	0	0.5	19.7	0.0	0.0	0.0	0.0	
VMP-13-5	7/21/2022	09:20	0.00	0.00	0.0	0	1.0	19.2	0.0	0.0	0.0	0.0	
VMP-13-5	8/23/2022	09:12	0.00	0.00	0.0	0	1.3	18.6	0.0	0.0	0.0	0.0	
VMP-13-5	9/20/2022	08:35	0.00	0.00	0.0	0	1.5	19.4	0.0	0.0	0.0	0.0	
VMP-13-5	10/10/2022	08:47	0.00	0.00	0.0	0	1.5	19.4	0.0	0.0	0.0	0.0	
VMP-13-5	11/14/2022	08 55	0.00	0.00	0.0	0	0.9	20.1	0.0	0.0	0.0	0.0	
VMP-13-5	12/19/2022	08:45	0.00	0.00	0.0	0	0.3	20.6	0.0	0.0	0.0	0.0	
VMP-13-5	1/16/2023	08 55	0.00	-0.11	0.0	0	0.3	20.6	0.0	0.0	0.0	0.0	
VMP-13-5	1/16/2023	08 55	NM	NM	0.0	0	0.3	20.6	0.0	0.0	0.0	0.0	Duplicate sample.
VMP-13-5	2/22/2023	07:37	NM	NM	NM	NM	NM	NM	NM	NM	NM	NM	Inaccessible due to construction activities.
VMP-13-5	3/22/2023	00 00	NM	NM	NM	NM	NM	NM	NM	NM	NM	NM	Inaccessible due to construction activities.
VMP-13-10.5	4/25/2022	09:11	-0.16	-0.09	0.0	0	0.0	20.7	0.0	0.0	0.0	0.0	
VMP-13-10.5	5/24/2022	09:33	0.00	0.00	0.0	0	0.0	20.3	0.0	0.0	0.0	0.0	
VMP-13-10.5	6/22/2022	09:41	-0.10	0.00	0.0	0	0.1	20.1	0.0	0.0	0.0	0.0	
VMP-13-10.5	7/21/2022	09:21	0.00	-0.11	0.0	0	0.3	19.7	0.0	0.0	0.0	0.0	
VMP-13-10.5	8/23/2022	09:13	0.00	0.00	0.0	0	0.5	19.2	0.0	0.0	0.0	0.0	
VMP-13-10.5	9/20/2022	08:36	-0.12	-0.16	0.0	0	0.9	19.6	0.0	0.0	0.0	0.0	
VMP-13-10.5	10/10/2022	08:48	-0.17	-0.13	0.0	0	1.0	19.7	0.0	0.0	0.0	0.0	
VMP-13-10.5	11/14/2022	08 56	-0.09	0.00	0.0	0	0.8	20.3	0.0	0.0	0.0	0.0	
VMP-13-10.5	12/19/2022	08:46	-0.24	-0.14	0.0	0	0.5	20.5	0.0	0.0	0.0	0.0	
VMP-13-10.5	1/16/2023	08 56	-0.19	0.00	0.0	0	0.4	20.6	0.0	0.0	0.0	0.0	
VMP-13-10.5	2/22/2023	07:38	NM	NM	NM	NM	NM	NM	NM	NM	NM	NM	Inaccessible due to construction activities.
VMP-13-10.5	3/22/2023	00 00	NM	NM	NM	NM	NM	NM	NM	NM	NM	NM	Inaccessible due to construction activities.
VMP-13-21.5	4/25/2022	09:12	-0.20	-0.13	0.0	0	0.3	20.6	0.0	0.0	0.0	0.0	
VMP-13-21.5	5/24/2022	09:34	0.00	0.00	0.0	0	0.2	20.3	0.0	0.0	0.0	0.0	
VMP-13-21.5	5/24/2022	09:34	NM	NM	0.0	0	0.2	20.4	0.0	0.0	0.0	0.0	Duplicate sample.
VMP-13-21.5	6/22/2022	08:42	-0.23	-0.10	0.0	0	0.2	20.2	0.0	0.0	0.0	0.0	
VMP-13-21.5	7/21/2022	09:22	-0.16	-0.26	0.0	0	0.2	20.3	0.0	0.0	0.0	0.0	
VMP-13-21.5	8/23/2022	09:14	0.00	0.00	0.0	0	0.2	19.8	0.0	0.0	0.0	0.0	
VMP-13-21.5	9/20/2022	08:37	-0.14	-0.15	0.0	0	0.3	19.9	0.0	0.0	0.0	0.0	
VMP-13-21.5	10/10/2022	08:49	-0.17	-0.16	0.0	0	0.4	19.8	0.0	0.0	0.0	0.0	
VMP-13-21.5	11/14/2022	08 57	-0.12	0.00	0.0	0	0.6	20.2	0.0	0.0	0.0	0.0	
VMP-13-21.5	11/14/2022	08 57	NM	NM	0.0	0	0.7	20.2	0.0	0.0	0.0	0.0	Duplicate sample.
VMP-13-21.5	12/19/2022	08:47	-0.29	-0.18	0.0	0	0.6	20.5	0.0	0.0	0.0	0.0	
VMP-13-21.5	1/16/2023	08 57	-0.17	0.00	0.0	0	0.6	20.3	0.0	0.0	0.0	0.0	
VMP-13-21.5	2/22/2023	07:39	NM	NM	NM	NM	NM	NM	NM	NM	NM	NM	Inaccessible due to construction activities.
VMP-13-21.5	3/22/2023	00 00	NM	NM	NM	NM	NM	NM	NM	NM	NM	NM	Inaccessible due to construction activities.

TABLE 9
SVE SYSTEM MONTHLY MONITORING - VMP SAMPLING DATA

Sample ID	Date	Initial Reading Time (24-Hour)	Vacuum/Pressure		Fixed Gases				Soil Vapor Concentrations				Comments
			Initial Reading (Inches of H_2O)	Stabilized Reading (Inches of H_2O)	CH_4 (%)	LEL (%)	CO_2 (%)	O_2 (%)	PID (ppmv)	THC (ppmv)	CH_4 (ppmv)	PHC (ppmv)	
VMP-13-29.5	4/25/2022	09:13	-0.11	0.00	0.0	0	0.0	20.7	0.0	0.0	0.0	0.0	
VMP-13-29.5	4/25/2022	09:13	NM	NM	0.0	0	0.0	20.7	0.0	0.0	0.0	0.0	Duplicate sample.
VMP-13-29.5	5/24/2022	09:35	0.00	0.00	0.0	0	0.0	20.7	0.0	0.0	0.0	0.0	
VMP-13-29.5	6/22/2022	08:43	-0.10	0.00	0.0	0	0.1	19.9	0.0	0.0	0.0	0.0	
VMP-13-29.5	7/21/2022	09:23	0.00	0.00	0.0	0	0.3	19.9	0.0	0.0	0.0	0.0	
VMP-13-29.5	8/23/2022	09:15	0.00	0.00	0.0	0	0.5	19.1	0.0	0.0	0.0	0.0	
VMP-13-29.5	9/20/2022	08:38	0.00	0.00	0.0	0	0.9	19.5	0.0	0.0	0.0	0.0	
VMP-13-29.5	10/10/2022	08 50	0.00	0.00	0.0	0	1.1	19.5	0.0	0.0	0.0	0.0	
VMP-13-29.5	11/14/2022	08 58	0.00	0.00	0.0	0	1.0	20.5	0.0	0.0	0.0	0.0	
VMP-13-29.5	12/19/2022	08:48	-0.09	0.00	0.0	0	0.5	20.6	0.0	0.0	0.0	0.0	
VMP-13-29.5	1/16/2023	08 58	-0.17	0.00	0.0	0	0.4	20.5	0.0	0.0	0.0	0.0	
VMP-13-29.5	2/22/2023	07:40	NM	NM	NM	NM	NM	NM	NM	NM	NM	NM	Inaccessible due to construction activities.
VMP-13-29.5	3/22/2023	00 00	NM	NM	NM	NM	NM	NM	NM	NM	NM	NM	Inaccessible due to construction activities.
VMP-14-5	4/25/2022	08:48	0.00	0.00	0.0	0	0.8	20.3	0.0	0.0	0.0	0.0	
VMP-14-5	5/24/2022	09:17	0.00	0.00	0.0	0	1.5	19.7	0.0	0.0	0.0	0.0	
VMP-14-5	6/22/2022	08:25	0.00	0.00	0.0	0	0.6	20.5	0.0	0.0	0.0	0.0	
VMP-14-5	7/21/2022	09:40	0.00	0.00	0.0	0	0.9	20.2	0.0	0.0	0.0	0.0	
VMP-14-5	8/23/2022	08 55	0.00	0.00	0.0	0	0.8	20.1	0.0	0.0	0.0	0.0	
VMP-14-5	9/20/2022	08:45	0.00	0.00	0.0	0	0.6	20.4	0.0	0.0	0.0	0.0	
VMP-14-5	10/10/2022	08:27	0.00	0.00	0.0	0	0.2	20.6	0.0	0.0	0.0	0.0	
VMP-14-5	11/14/2022	08:40	0.00	0.00	0.0	0	0.1	20.8	0.0	0.0	0.0	0.0	
VMP-14-5	12/19/2022	08:30	0.00	0.00	0.0	0	0.1	20.8	0.0	0.0	0.0	0.0	
VMP-14-5	1/16/2023	08:25	0.00	0.00	0.0	0	0.1	20.8	0.0	0.0	0.0	0.0	
VMP-14-5	2/22/2023	07:41	NM	NM	NM	NM	NM	NM	NM	NM	NM	NM	Inaccessible due to construction activities.
VMP-14-5	3/22/2023	00 00	NM	NM	NM	NM	NM	NM	NM	NM	NM	NM	Inaccessible due to construction activities.
VMP-14-11.5	4/25/2022	08:49	0.00	0.00	0.0	0	0.8	20.3	0.0	0.0	0.0	0.0	
VMP-14-11.5	5/24/2022	09:18	0.00	0.00	0.0	0	1.5	19.7	0.0	0.0	0.0	0.0	
VMP-14-11.5	6/22/2022	08:26	0.00	0.00	0.0	0	0.6	20.4	0.0	0.0	0.0	0.0	
VMP-14-11.5	7/21/2022	09:41	0.00	0.00	0.0	0	0.9	20.2	0.0	0.0	0.0	0.0	
VMP-14-11.5	8/23/2022	08 56	0.00	0.00	0.0	0	0.8	20.2	0.0	0.0	0.0	0.0	
VMP-14-11.5	9/20/2022	08:46	0.00	0.00	0.0	0	0.5	20.4	0.0	0.0	0.0	0.0	
VMP-14-11.5	10/10/2022	08:28	0.00	0.00	0.0	0	0.2	20.5	0.0	0.0	0.0	0.0	
VMP-14-11.5	11/14/2022	08:41	0.00	0.00	0.0	0	0.1	20.8	0.0	0.0	0.0	0.0	
VMP-14-11.5	12/19/2022	08:31	0.00	0.00	0.0	0	0.1	20.8	0.0	0.0	0.0	0.0	
VMP-14-11.5	1/16/2023	08:26	0.20	0.00	0.0	0	0.1	20.8	0.0	0.0	0.0	0.0	
VMP-14-11.5	2/22/2023	07:42	NM	NM	NM	NM	NM	NM	NM	NM	NM	NM	Inaccessible due to construction activities.
VMP-14-11.5	3/22/2023	00 00	NM	NM	NM	NM	NM	NM	NM	NM	NM	NM	Inaccessible due to construction activities.

TABLE 9
SVE SYSTEM MONTHLY MONITORING - VMP SAMPLING DATA

Sample ID	Date	Initial Reading Time (24-Hour)	Vacuum/Pressure		Fixed Gases				Soil Vapor Concentrations				Comments
			Initial Reading (Inches of H_2O)	Stabilized Reading (Inches of H_2O)	CH_4 (%)	LEL (%)	CO_2 (%)	O_2 (%)	PID (ppmv)	THC (ppmv)	CH_4 (ppmv)	PHC (ppmv)	
VMP-14-20	4/25/2022	08 50	0.00	-0.19	0.0	0	5.8	13.2	0.0	0.0	0.0	0.0	
VMP-14-20	5/24/2022	09:19	-0.10	0.00	0.0	0	5.7	12.7	0.0	0.0	0.0	0.0	
VMP-14-20	6/22/2022	08:27	-0.27	-0.21	0.0	0	6.1	11.9	0.0	0.0	0.0	0.0	
VMP-14-20	6/22/2022	08:27	NM	NM	0.0	0	6.2	11.8	0.0	0.0	0.0	0.0	Duplicate sample.
VMP-14-20	7/21/2022	09:42	-0.16	0.00	0.0	0	7.3	10.7	0.0	0.0	0.0	0.0	
VMP-14-20	8/23/2022	08 57	-0.19	-0.15	0.0	0	8.9	8.4	0.0	0.0	0.0	0.0	
VMP-14-20	9/20/2022	08:47	-0.66	-0.24	0.0	0	10.1	9.1	0.0	0.0	0.0	0.0	
VMP-14-20	10/10/2022	08:29	-0.26	-0.27	0.0	0	9.7	10.7	0.0	0.0	0.0	0.0	
VMP-14-20	11/14/2022	08:42	-0.21	0.00	0.0	0	7.5	12.3	0.0	0.0	0.0	0.0	
VMP-14-20	12/19/2022	08:32	-0.44	-0.19	0.0	0	6.4	13.7	0.0	0.0	0.0	0.0	
VMP-14-20	1/16/2023	08:27	-0.13	0.00	0.0	0	7.5	12.0	0.0	0.0	0.0	0.0	
VMP-14-20	2/22/2023	07:43	NM	NM	NM	NM	NM	NM	NM	NM	NM	NM	Inaccessible due to construction activities.
VMP-14-20	3/22/2023	00 00	NM	NM	NM	NM	NM	NM	NM	NM	NM	NM	Inaccessible due to construction activities.
VMP-14-29	4/25/2022	08 51	-0.27	-0.18	0.0	0	4.3	15.3	0.0	0.0	0.0	0.0	
VMP-14-29	5/24/2022	09:20	0.00	0.00	0.0	0	4.2	15.0	0.0	0.0	0.0	0.0	
VMP-14-29	6/22/2022	08:28	-0.30	-0.20	0.0	0	4.2	14.6	0.0	0.0	0.0	0.0	
VMP-14-29	7/21/2022	09:43	0.00	-0.17	0.0	0	4.5	14.0	0.0	0.0	0.0	0.0	
VMP-14-29	8/23/2022	08 58	-0.18	-0.13	0.0	0	5.7	12.0	0.0	0.0	0.0	0.0	
VMP-14-29	9/20/2022	08:48	-0.23	-0.21	0.0	0	6.1	12.7	0.0	0.0	0.0	0.0	
VMP-14-29	10/10/2022	08:30	-0.24	-0.34	0.0	0	6.1	13.6	0.0	0.0	0.0	0.0	
VMP-14-29	10/10/2022	08:30	NM	NM	0.0	0	6.1	13.6	0.0	0.0	0.0	0.0	Duplicate sample.
VMP-14-29	11/14/2022	08:43	-0.20	0.00	0.0	0	5.6	14.5	0.0	0.0	0.0	0.0	
VMP-14-29	12/19/2022	08:33	-0.44	-0.21	0.0	0	5.4	15.0	0.0	0.5	0.5	0.0	
VMP-14-29	1/16/2023	08:28	-0.16	-0.10	0.0	0	6.0	13.9	0.0	9.7	9.7	0.0	
VMP-14-29	2/22/2023	07:45	NM	NM	NM	NM	NM	NM	NM	NM	NM	NM	Inaccessible due to construction activities.
VMP-14-29	3/22/2023	00 00	NM	NM	NM	NM	NM	NM	NM	NM	NM	NM	Inaccessible due to construction activities.
VMP-16-5	5/24/2022	09 03	-0.51	-0.28	0.0	0	12.3	4.8	0.2	0.0	0.0	0.0	
VMP-16-5	6/21/2022	08:10	0.00	0.00	0.0	0	9.0	12.4	0.1	0.0	0.0	0.0	
VMP-16-5	7/20/2022	10:25	0.00	0.00	0.0	0	18.4	1.9	0.2	0.0	0.0	0.0	
VMP-16-5	8/23/2022	09:15	-0.10	0.00	0.0	0	11.4	9.4	0.2	0.0	0.0	0.0	
VMP-16-5	9/20/2022	09 05	0.00	0.00	0.0	0	11.4	8.4	0.0	0.0	0.0	0.0	
VMP-16-5	10/11/2022	09 08	0.00	0.00	0.0	0	6.9	13.8	2.6	4.9	0.0	4.9	
VMP-16-5	12/19/2022	11:34	0.00	0.00	0.0	0	4.4	14.1	0.0	0.0	0.0	0.0	
VMP-16-5	1/16/2023	08:45	0.00	0.00	0.0	0	11.8	3.0	33.1	99	12	87	
VMP-16-5	2/22/2023	12:45	0.10	0.29	0.7	14	11.8	1.2	80 2	4960	4130	830	
VMP-16-5	3/22/2023	09:15	0.00	0.00	0.0	0	10.6	4.1	0.0	0.0	0.0	0.0	

SEE LAST PAGE OF TABLE FOR NOTES

TABLE 9
SVE SYSTEM MONTHLY MONITORING - VMP SAMPLING DATA

Sample ID	Date	Initial Reading Time (24-Hour)	Vacuum/Pressure		Fixed Gases				Soil Vapor Concentrations				Comments
			Initial Reading (Inches of H_2O)	Stabilized Reading (Inches of H_2O)	CH_4 (%)	LEL (%)	CO_2 (%)	O_2 (%)	PID (ppmv)	THC (ppmv)	CH_4 (ppmv)	PHC (ppmv)	
VMP-16-13.5	5/24/2022	09 04	0.00	0.00	46.3	OVR	14.9	0.8	312	217000	189000	28000	
VMP-16-13.5	6/21/2022	08:11	-4.54	-0.35	23.5	OVR	16.0	1.0	506	109000	88720	20280	
VMP-16-13.5	7/20/2022	10:26	-0.27	-0.31	67.2	OVR	16.7	0.6	383	264000	219000	45000	
VMP-16-13.5	8/23/2022	09:16	-0.17	-0.21	34.7	OVR	17.6	0.9	333	134000	117000	17000	
VMP-16-13.5	9/20/2022	09 07	-0.12	0.00	30.6	OVR	17.3	1.3	385	125000	108000	17000	
VMP-16-13.5	10/11/2022	09 09	-0.23	0.00	24.1	OVR	17.9	1.0	532	92690	83390	9300	
VMP-16-13.5	12/19/2022	11:36	0.15	0.20	28.8	OVR	15.6	0.8	165	206000	182000	24000	
VMP-16-13.5	1/16/2023	08:46	-0.21	0.20	55.3	OVR	11.1	1.2	126	336000	279000	57000	
VMP-16-13.5	2/22/2023	12:46	0.38	0.39	8.1	OVR	12.6	1.2	256	51800	44700	7100	
VMP-16-13.5	3/22/2023	09:16	0.00	0.00	44.0	OVR	14.4	1.4	155	356000	299000	57000	
VMP-16-19	5/24/2022	09 05	0.00	0.14	80.3	OVR	14.8	0.9	314	352000	291000	61000	
VMP-16-19	6/21/2022	08:12	-0.13	0.00	83.3	OVR	14.1	2.5	377	286000	235000	51000	
VMP-16-19	7/20/2022	10:27	0.00	0.00	OVR	OVR	14.8	2.1	391	331000	293000	38000	
VMP-16-19	8/23/2022	09:17	-0.17	-0.12	OVR	OVR	16.1	0.9	329	366000	286000	80000	
VMP-16-19	9/20/2022	09 07	0.00	0.00	OVR	OVR	16.1	1.1	350	305000	267000	38000	
VMP-16-19	10/11/2022	09:10	-0.22	-0.23	OVR	OVR	16.7	1.0	411	379000	312000	67000	
VMP-16-19	12/19/2022	11:38	0.18	0.23	56.7	OVR	15.3	1.7	231	293000	249000	44000	
VMP-16-19	1/16/2023	08:47	-0.21	0.18	60.2	OVR	15.7	0.9	109	416000	299000	117000	
VMP-16-19	2/22/2023	12:47	0.41	0.41	72.8	OVR	15.6	0.5	237	424000	353000	71000	
VMP-16-19	3/22/2023	09:17	0.00	0.00	56.5	OVR	15.5	0.6	192	391000	333000	58000	
VMP-16-31	5/24/2022	09 06	0.00	0.00	OVR	OVR	15.1	0.7	656	576000	363000	213000	
VMP-16-31	6/21/2022	08:13	-0.15	0.00	OVR	OVR	14.6	1.5	717	408000	262000	146000	
VMP-16-31	7/20/2022	10:28	-0.14	0.00	OVR	OVR	14.9	1.8	589	561000	326000	235000	
VMP-16-31	8/23/2022	09:18	-0.18	-0.13	OVR	OVR	16.4	0.7	492	658000	364000	294000	
VMP-16-31	9/20/2022	09 08	-0.12	0.00	OVR	OVR	16.0	1.3	473	422000	281000	141000	
VMP-16-31	10/11/2022	09:11	-0.22	-0.35	OVR	OVR	16.8	0.8	607	567000	378000	189000	
VMP-16-31	12/19/2022	11:40	0.18	0.22	OVR	OVR	15.9	1.1	348	493000	353000	140000	
VMP-16-31	1/16/2023	08:48	-0.23	0.19	OVR	OVR	16.4	0.7	341	588000	414000	174000	
VMP-16-31	2/22/2023	12:48	0.39	0.41	OVR	OVR	15.2	1.6	631	596000	402000	194000	
VMP-16-31	3/22/2023	09:18	0.00	0.00	OVR	OVR	15.9	0.6	582	546000	398000	148000	

TABLE 9
SVE SYSTEM MONTHLY MONITORING - VMP SAMPLING DATA

Sample ID	Date	Initial Reading Time (24-Hour)	Vacuum/Pressure		Fixed Gases				Soil Vapor Concentrations				Comments
			Initial Reading (Inches of H_2O)	Stabilized Reading (Inches of H_2O)	CH_4 (%)	LEL (%)	CO_2 (%)	O_2 (%)	PID (ppmv)	THC (ppmv)	CH_4 (ppmv)	PHC (ppmv)	
VMP-17-5	4/25/2022	11:22	0.00	0.00	0.0	0	0.6	19.9	0.0	0.0	0.0	0.0	
VMP-17-5	5/24/2022	11 08	0.00	0.00	0.0	0	1.4	19.4	0.0	0.0	0.0	0.0	
VMP-17-5	6/21/2022	12 00	0.00	0.00	0.0	0	1.8	19.6	0.0	0.0	0.0	0.0	
VMP-17-5	7/21/2022	10:25	0.00	0.00	0.0	0	1.6	19.6	0.0	0.0	0.0	0.0	
VMP-17-5	7/21/2022	10:25	NM	NM	0.0	0	1.7	19.5	0.0	0.0	0.0	0.0	Duplicate sample.
VMP-17-5	8/23/2022	12:15	0.09	0.00	0.0	0	1.9	19.6	0.0	0.0	0.0	0.0	
VMP-17-5	9/20/2022	09:25	0.00	0.00	0.0	0	1.4	19.7	0.0	0.0	0.0	0.0	
VMP-17-5	10/10/2022	10 54	0.00	0.00	0.0	0	1.0	20.1	0.0	0.0	0.0	0.0	
VMP-17-5	11/14/2022	11 55	-0.17	0.00	0.0	0	0.7	20.3	0.0	0.0	0.0	0.0	
VMP-17-5	12/19/2022	11:20	0.00	0.00	0.0	0	0.2	20.8	0.0	0.0	0.0	0.0	
VMP-17-5	1/16/2023	11:45	0.00	0.00	0.0	0	0.2	20.6	0.0	0.0	0.0	0.0	
VMP-17-5	2/22/2023	08 54	0.00	0.00	0.0	0	0.2	20.8	0.0	0.0	0.0	0.0	
VMP-17-5	2/22/2023	08 54	NM	NM	0.0	0	0.2	20.8	0.0	0.0	0.0	0.0	Duplicate sample.
VMP-17-5	3/22/2023	10:32	0.00	0.00	0.0	0	0.4	20.5	0.0	0.0	0.0	0.0	
VMP-18-8 5	4/25/2022	11:11	0.00	0.00	0.0	0	0.7	19.5	0.0	0.0	0.0	0.0	
VMP-18-8 5	5/24/2022	11 00	0.00	0.00	0.0	0	0.5	18.6	0.0	0.0	0.0	0.0	
VMP-18-8 5	6/21/2022	11:45	0.00	0.00	0.0	0	1.2	17.1	0.0	0.0	0.0	0.0	
VMP-18-8 5	7/21/2022	10:15	0.00	0.00	0.0	0	2.5	16.3	0.0	0.0	0.0	0.0	
VMP-18-8 5	8/23/2022	12:42	0.00	0.00	0.0	0	2.5	15.8	0.0	0.0	0.0	0.0	
VMP-18-8 5	9/20/2022	09:15	0.00	0.00	0.0	0	3.4	16.0	0.0	0.0	0.0	0.0	
VMP-18-8 5	9/20/2022	09:15	NM	NM	0.0	0	3.3	16.1	0.0	0.0	0.0	0.0	Duplicate sample.
VMP-18-8 5	10/10/2022	10:47	0.00	0.00	0.0	0	3.1	16.4	0.0	0.0	0.0	0.0	
VMP-18-8 5	11/14/2022	11:40	0.00	0.00	0.0	0	2.3	16.9	0.0	0.0	0.0	0.0	
VMP-18-8 5	12/19/2022	11:10	0.00	0.00	0.0	0	2.2	18.4	0.0	0.0	0.0	0.0	
VMP-18-8 5	1/16/2023	11:20	0.10	0.00	0.0	0	1.8	18.6	0.0	0.0	0.0	0.0	
VMP-18-8 5	2/22/2023	08:45	0.00	0.00	0.0	0	1.7	19.6	0.0	0.0	0.0	0.0	
VMP-18-8 5	3/22/2023	10:17	0.00	0.00	0.0	0	1.8	19.1	0.0	0.0	0.0	0.0	
VMP-19-5	4/25/2022	11:16	-0.38	0.00	0.0	0	0.2	20.5	0.0	0.0	0.0	0.0	
VMP-19-5	5/24/2022	11 04	0.00	0.00	0.0	0	0.8	19.7	0.0	0.0	0.0	0.0	
VMP-19-5	6/22/2022	08 00	0.00	0.00	0.0	0	1.8	19.1	0.0	0.0	0.0	0.0	
VMP-19-5	7/21/2022	10:20	0.00	0.00	0.0	0	2.2	18.7	0.0	0.0	0.0	0.0	
VMP-19-5	8/23/2022	12 09	0.00	0.00	0.0	0	2.5	18.3	0.0	0.0	0.0	0.0	
VMP-19-5	9/20/2022	09:20	0.00	0.00	0.0	0	2.4	18.6	0.0	0.0	0.0	0.0	
VMP-19-5	10/10/2022	11 07	0.00	0.00	0.0	0	2.0	19.1	0.0	0.0	0.0	0.0	
VMP-19-5	11/14/2022	11 50	0.00	0.00	0.0	0	1.4	19.7	0.0	0.0	0.0	0.0	
VMP-19-5	12/19/2022	11 05	0.00	0.00	0.0	0	0.7	20.4	0.0	0.0	0.0	0.0	
VMP-19-5	1/17/2023	12:25	-4.62	0.00	0.0	0	0.7	20.2	0.0	0.0	0.0	0.0	
VMP-19-5	2/23/2023	08 50	NM	NM	NM	NM	NM	NM	NM	NM	NM	NM	Vehicle parked on well vault. Could not access.
VMP-19-5	3/22/2023	10 50	NM	NM	NM	NM	NM	NM	NM	NM	NM	NM	Vehicle parked on well vault. Could not access.

TABLE 9
SVE SYSTEM MONTHLY MONITORING - VMP SAMPLING DATA

Sample ID	Date	Initial Reading Time (24-Hour)	Vacuum/Pressure		Fixed Gases				Soil Vapor Concentrations				Comments
			Initial Reading (Inches of H_2O)	Stabilized Reading (Inches of H_2O)	CH_4 (%)	LEL (%)	CO_2 (%)	O_2 (%)	PID (ppmv)	THC (ppmv)	CH_4 (ppmv)	PHC (ppmv)	
VMP-29-10	4/25/2022	09:40	-0.19	-0.24	0.0	0	0.1	20.5	0.0	0.0	0.0	0.0	
VMP-29-10	5/24/2022	09 55	0.00	0.00	0.0	0	0.2	20.3	0.0	0.0	0.0	0.0	
VMP-29-10	6/22/2022	09:20	-0.16	0.00	0.0	0	0.4	19.9	0.0	0.0	0.0	0.0	
VMP-29-10	7/21/2022	08:36	-0.10	0.00	0.0	0	0.8	19.6	0.0	0.0	0.0	0.0	
VMP-29-10	8/23/2022	09:44	0.00	0.00	0.0	0	0.9	19.8	0.0	0.0	0.0	0.0	
VMP-29-10	9/20/2022	08:22	-0.09	0.00	0.0	0	1.0	19.8	0.0	0.0	0.0	0.0	
VMP-29-10	10/10/2022	09:23	0.00	0.00	0.0	0	0.9	19.8	0.0	0.0	0.0	0.0	
VMP-29-10	11/14/2022	09:30	0.00	0.00	0.0	0	0.6	20.4	0.0	0.0	0.0	0.0	
VMP-29-10	12/19/2022	09:25	-0.12	0.00	0.0	0	0.4	20.5	0.0	0.0	0.0	0.0	
VMP-29-10	1/16/2023	08 00	NM	NM	NM	NM	NM	NM	NM	NM	NM	NM	Abandoned 1/10/2023.
VMP-29-18	4/25/2022	09:41	-1.11	-0.49	0.0	0	0.1	20.6	0.3	0.0	0.0	0.0	
VMP-29-18	5/24/2022	09 56	0.00	0.00	0.0	0	0.2	20.3	0.0	0.0	0.0	0.0	
VMP-29-18	6/22/2022	09:21	0.00	-0.21	0.0	0	0.3	19.8	0.3	1.4	0.0	1.4	
VMP-29-18	7/21/2022	08:41	-0.58	-0.13	0.0	0	0.6	19.6	2.6	4.3	0.0	4.3	
VMP-29-18	8/23/2022	09:45	-0.37	0.00	0.0	0	0.8	19.7	1.3	1.4	0.0	1.4	
VMP-29-18	9/20/2022	08:23	0.00	0.00	0.0	0	0.8	19.8	0.7	0.4	0.0	0.4	
VMP-29-18	10/10/2022	09:24	0.00	0.00	0.0	0	1.1	19.6	0.0	0.0	0.0	0.0	
VMP-29-18	11/14/2022	09:31	0.00	0.00	0.0	0	0.9	20.1	0.0	0.0	0.0	0.0	
VMP-29-18	12/19/2022	09:26	0.00	0.00	0.0	0	0.6	20.3	0.0	0.0	0.0	0.0	
VMP-29-18	1/16/2023	08 01	NM	NM	NM	NM	NM	NM	NM	NM	NM	NM	Abandoned 1/10/2023.
VMP-29-26	4/25/2022	09:42	-0.40	-0.32	0.0	0	0.3	20.4	0.0	0.0	0.0	0.0	
VMP-29-26	4/25/2022	09:42	NM	NM	0.0	0	0.3	20.4	0.0	0.0	0.0	0.0	Duplicate sample.
VMP-29-26	5/24/2022	09 58	0.00	-0.24	0.0	0	0.4	19.7	0.0	0.0	0.0	0.0	
VMP-29-26	6/22/2022	09:22	0.00	0.00	0.0	0	0.4	19.6	0.0	0.0	0.0	0.0	
VMP-29-26	7/21/2022	08:45	-0.62	0.00	0.0	0	0.5	19.6	0.0	0.0	0.0	0.0	
VMP-29-26	8/23/2022	09:46	0.00	0.00	0.0	0	0.0	20.9	0.0	0.0	0.0	0.0	
VMP-29-26	9/20/2022	08:24	0.00	0.00	0.0	0	0.9	19.5	0.0	0.0	0.0	0.0	
VMP-29-26	10/10/2022	09:25	0.00	0.00	0.0	0	1.2	19.2	0.0	0.0	0.0	0.0	
VMP-29-26	11/14/2022	09:32	0.00	0.00	0.0	0	1.1	19.8	0.0	0.0	0.0	0.0	
VMP-29-26	12/19/2022	09:27	-0.13	0.00	0.0	0	0.8	20.2	0.0	0.0	0.0	0.0	
VMP-29-26	1/16/2023	08 02	NM	NM	NM	NM	NM	NM	NM	NM	NM	NM	Abandoned 1/10/2023.
VMP-29-40	4/25/2022	09:43	NM	NM	NM	NM	NM	NM	NM	NM	NM	NM	Screen submerged.
VMP-29-40	5/24/2022	09 59	NM	NM	NM	NM	NM	NM	NM	NM	NM	NM	Screen submerged.
VMP-29-40	6/22/2022	09:23	NM	NM	NM	NM	NM	NM	NM	NM	NM	NM	Screen submerged.
VMP-29-40	7/21/2022	08:46	NM	NM	NM	NM	NM	NM	NM	NM	NM	NM	Screen submerged.
VMP-29-40	8/23/2022	08:47	NM	NM	NM	NM	NM	NM	NM	NM	NM	NM	Screen submerged.
VMP-29-40	9/20/2022	08:25	NM	NM	NM	NM	NM	NM	NM	NM	NM	NM	Screen submerged.
VMP-29-40	10/10/2022	09:26	NM	NM	NM	NM	NM	NM	NM	NM	NM	NM	Screen submerged.
VMP-29-40	11/14/2022	09:33	NM	NM	NM	NM	NM	NM	NM	NM	NM	NM	Screen submerged.
VMP-29-40	12/19/2022	09:28	NM	NM	NM	NM	NM	NM	NM	NM	NM	NM	Screen submerged.
VMP-29-40	1/16/2023	08 03	NM	NM	NM	NM	NM	NM	NM	NM	NM	NM	Abandoned 1/10/2023.

TABLE 9
SVE SYSTEM MONTHLY MONITORING - VMP SAMPLING DATA

Sample ID	Date	Initial Reading Time (24-Hour)	Vacuum/Pressure		Fixed Gases				Soil Vapor Concentrations				Comments
			Initial Reading (Inches of H_2O)	Stabilized Reading (Inches of H_2O)	CH_4 (%)	LEL (%)	CO_2 (%)	O_2 (%)	PID (ppmv)	THC (ppmv)	CH_4 (ppmv)	PHC (ppmv)	
VMP-30-10	4/25/2022	09:30	0.00	0.00	0.0	0	0.0	20.9	0.0	0.0	0.0	0.0	
VMP-30-10	5/24/2022	09:45	0.00	0.00	0.0	0	0.0	20.9	0.0	0.0	0.0	0.0	
VMP-30-10	6/22/2022	09 02	-0.11	0.00	0.0	0	0.0	20.9	0.0	0.0	0.0	0.0	
VMP-30-10	7/21/2022	08 59	0.00	0.00	0.0	0	0.1	20.4	0.0	0.0	0.0	0.0	
VMP-30-10	8/23/2022	09:30	0.00	0.00	0.0	0	0.2	20.5	0.0	0.0	0.0	0.0	
VMP-30-10	9/20/2022	08:30	0.00	0.00	0.0	0	0.2	20.6	0.0	0.0	0.0	0.0	
VMP-30-10	10/10/2022	09 03	0.00	0.00	0.0	0	0.1	20.5	0.0	0.0	0.0	0.0	
VMP-30-10	11/14/2022	09:10	0.00	0.00	0.0	0	0.1	20.8	0.0	0.0	0.0	0.0	
VMP-30-10	12/19/2022	09 05	-0.13	0.00	0.0	0	0.1	20.8	0.0	0.0	0.0	0.0	
VMP-30-10	1/16/2023	08 04	NM	NM	NM	NM	NM	NM	NM	NM	NM	NM	Abandoned 1/10/2023.
VMP-30-18	4/25/2022	09:31	0.00	-0.11	0.0	0	0.0	20.9	0.0	0.0	0.0	0.0	
VMP-30-18	5/24/2022	08:46	0.00	0.00	0.0	0	0.1	20.6	1.2	7.7	6.4	1.3	
VMP-30-18	6/22/2022	09 03	-0.18	0.00	0.0	0	0.0	20.9	1.0	2.5	0.0	2.5	
VMP-30-18	7/21/2022	09 05	0.00	0.00	0.0	0	0.1	20.1	0.0	0.0	0.0	0.0	
VMP-30-18	8/23/2022	09:31	0.00	0.00	0.0	0	0.2	20.0	0.0	0.0	0.0	0.0	
VMP-30-18	9/20/2022	08:31	0.00	0.00	0.0	0	0.3	20.5	0.0	0.0	0.0	0.0	
VMP-30-18	10/10/2022	09 04	0.00	-0.10	0.0	0	0.4	20.1	0.0	0.0	0.0	0.0	
VMP-30-18	11/14/2022	09:11	0.00	0.00	0.0	0	0.4	20.7	0.0	0.0	0.0	0.0	
VMP-30-18	12/19/2022	09 06	-0.20	-0.12	0.0	0	0.3	20.7	0.0	0.0	0.0	0.0	
VMP-30-18	1/16/2023	08 05	NM	NM	NM	NM	NM	NM	NM	NM	NM	NM	Abandoned 1/10/2023.
VMP-30-26	4/25/2022	09:32	-0.10	-0.12	0.0	0	0.3	20.7	0.0	0.0	0.0	0.0	
VMP-30-26	5/24/2022	09:47	0.00	0.00	0.0	0	0.3	20.5	0.0	0.0	0.0	0.0	
VMP-30-26	6/22/2022	09 04	-0.19	0.00	0.0	0	0.2	20.3	0.0	0.0	0.0	0.0	
VMP-30-26	7/21/2022	09 07	0.00	0.00	0.0	0	0.2	19.9	0.0	0.0	0.0	0.0	
VMP-30-26	8/23/2022	09:32	0.00	0.00	0.0	0	0.2	20.5	1.7	2.6	0.0	2.6	
VMP-30-26	9/20/2022	08:32	0.00	-0.11	0.0	0	0.2	20.4	0.0	0.0	0.0	0.0	
VMP-30-26	10/10/2022	09 05	-0.09	-0.10	0.0	0	0.5	19.9	0.0	0.0	0.0	0.0	
VMP-30-26	11/14/2022	09:12	0.00	0.00	0.0	0	0.6	20.5	0.0	0.0	0.0	0.0	
VMP-30-26	12/19/2022	09 07	-0.21	-0.11	0.0	0	0.0	20.8	0.0	0.0	0.0	0.0	
VMP-30-26	1/16/2023	08 06	NM	NM	NM	NM	NM	NM	NM	NM	NM	NM	Abandoned 1/10/2023.
VMP-30-40	4/25/2022	09:33	NM	NM	NM	NM	NM	NM	NM	NM	NM	NM	Screen submerged.
VMP-30-40	5/24/2022	09:48	NM	NM	NM	NM	NM	NM	NM	NM	NM	NM	Screen submerged.
VMP-30-40	6/22/2022	09 05	NM	NM	NM	NM	NM	NM	NM	NM	NM	NM	Screen submerged.
VMP-30-40	7/21/2022	09 08	NM	NM	NM	NM	NM	NM	NM	NM	NM	NM	Screen submerged.
VMP-30-40	8/23/2022	09:33	NM	NM	NM	NM	NM	NM	NM	NM	NM	NM	Screen submerged.
VMP-30-40	9/20/2022	08:33	NM	NM	NM	NM	NM	NM	NM	NM	NM	NM	Screen submerged.
VMP-30-40	10/10/2022	09 06	NM	NM	NM	NM	NM	NM	NM	NM	NM	NM	Screen submerged.
VMP-30-40	11/14/2022	09:13	NM	NM	NM	NM	NM	NM	NM	NM	NM	NM	Screen submerged.
VMP-30-40	12/19/2022	09 08	NM	NM	NM	NM	NM	NM	NM	NM	NM	NM	Screen submerged.
VMP-30-40	1/16/2023	08 07	NM	NM	NM	NM	NM	NM	NM	NM	NM	NM	Abandoned 1/10/2023.

TABLE 9
SVE SYSTEM MONTHLY MONITORING - VMP SAMPLING DATA

Sample ID	Date	Initial Reading Time (24-Hour)	Vacuum/Pressure		Fixed Gases				Soil Vapor Concentrations				Comments
			Initial Reading (Inches of H_2O)	Stabilized Reading (Inches of H_2O)	CH_4 (%)	LEL (%)	CO_2 (%)	O_2 (%)	PID (ppmv)	THC (ppmv)	CH_4 (ppmv)	PHC (ppmv)	
VMP-32-5	4/26/2022	12 57	0.00	0.00	0.0	0	2.3	18.4	0.0	0.0	0.0	0.0	
VMP-32-5	5/25/2022	14 05	0.00	0.00	0.0	0	2.6	18.1	0.0	0.0	0.0	0.0	
VMP-32-5	6/22/2022	12:40	0.00	0.00	0.0	0	3.2	18.0	0.0	0.0	0.0	0.0	
VMP-32-5	7/21/2022	11 00	0.00	0.00	0.0	0	3.9	16.9	0.0	0.0	0.0	0.0	
VMP-32-5	8/24/2022	13:25	0.00	0.00	0.0	0	4.4	15.9	0.0	0.0	0.0	0.0	
VMP-32-5	9/21/2022	09 00	0.00	0.00	0.0	0	4.2	17.0	0.0	0.0	0.0	0.0	
VMP-32-5	10/12/2022	13:24	0.00	0.00	0.0	0	4.0	17.1	0.0	0.0	0.0	0.0	
VMP-32-5	11/15/2022	12 05	0.00	0.00	0.0	0	3.3	17.7	0.0	0.0	0.0	0.0	
VMP-32-5	12/20/2022	10 50	-0.09	0.00	0.0	0	2.2	19.0	0.3	0.5	0.0	0.5	
VMP-32-5	1/17/2023	13 51	0.00	0.00	0.0	0	2.1	19.2	0.0	0.0	0.0	0.0	
VMP-32-5	2/23/2023	09 00	0.00	0.00	0.0	0	1.0	20.0	0.0	0.0	0.0	0.0	
VMP-32-5	3/23/2023	11 00	0.00	0.00	0.0	0	1.0	19.9	0.0	0.0	0.0	0.0	
VMP-32-10	4/26/2022	12 58	0.00	0.00	0.0	0	2.4	18.5	0.0	0.0	0.0	0.0	
VMP-32-10	5/25/2022	14 06	0.00	0.00	0.0	0	2.4	18.4	0.0	0.0	0.0	0.0	
VMP-32-10	6/22/2022	12:41	-0.09	0.00	0.0	0	2.9	17.9	0.0	0.0	0.0	0.0	
VMP-32-10	6/22/2022	12:41	NM	NM	0.0	0	2.9	17.9	0.0	0.0	0.0	0.0	Duplicate sample.
VMP-32-10	7/21/2022	11 01	0.00	0.00	0.0	0	3.8	16.8	0.0	0.0	0.0	0.0	
VMP-32-10	8/24/2022	13:26	0.00	0.00	0.0	0	4.4	15.6	0.0	0.0	0.0	0.0	
VMP-32-10	9/21/2022	09 01	0.00	0.00	0.0	0	4.7	16.0	0.0	0.0	0.0	0.0	
VMP-32-10	10/12/2022	13:25	0.00	0.00	0.0	0	4.8	16.2	0.0	0.0	0.0	0.0	
VMP-32-10	11/15/2022	12 07	0.00	0.00	0.0	0	4.0	17.3	0.0	0.0	0.0	0.0	
VMP-32-10	12/20/2022	10 51	0.00	0.00	0.0	0	3.2	18.0	0.0	0.0	0.0	0.0	
VMP-32-10	1/17/2023	13 52	0.00	0.00	0.0	0	2.7	18.7	0.0	0.0	0.0	0.0	
VMP-32-10	2/23/2023	09 01	0.00	0.00	0.0	0	2.3	19.1	0.0	0.0	0.0	0.0	
VMP-32-10	3/23/2023	11 01	0.00	0.00	0.0	0	2.2	19.0	0.0	0.0	0.0	0.0	
VMP-32-20	4/26/2022	12 59	-0.44	0.00	0.0	0	0.6	20.2	0.0	0.0	0.0	0.0	
VMP-32-20	5/25/2022	14 07	0.00	0.00	0.0	0	0.7	19.4	0.0	0.0	0.0	0.0	
VMP-32-20	6/22/2022	12:42	0.00	0.00	0.0	0	0.9	20.1	0.0	0.0	0.0	0.0	
VMP-32-20	7/21/2022	11 02	0.00	0.00	0.0	0	1.4	19.4	0.0	0.0	0.0	0.0	
VMP-32-20	8/24/2022	13:27	0.00	0.00	0.0	0	1.2	19.7	0.0	0.0	0.0	0.0	
VMP-32-20	9/21/2022	09 02	0.00	0.00	0.0	0	0.0	20.7	0.0	0.5	0.5	0.0	
VMP-32-20	10/12/2022	13:26	0.00	0.00	0.0	0	1.3	19.4	0.0	0.0	0.0	0.0	
VMP-32-20	11/15/2022	12 07	0.00	0.00	0.0	0	0.6	20.4	0.0	0.0	0.0	0.0	
VMP-32-20	12/20/2022	10 52	0.00	0.00	0.0	0	0.1	20.6	0.1	0.2	0.0	0.2	
VMP-32-20	1/17/2023	13 53	0.00	0.00	0.0	0	0.1	20.6	0.0	0.0	0.0	0.0	
VMP-32-20	2/23/2023	09 02	0.00	0.00	0.0	0	0.2	20.6	0.0	0.0	0.0	0.0	
VMP-32-20	3/23/2023	11 02	0.00	0.00	0.0	0	0.1	20.7	0.0	0.0	0.0	0.0	

SEE LAST PAGE OF TABLE FOR NOTES

TABLE 9
SVE SYSTEM MONTHLY MONITORING - VMP SAMPLING DATA

Sample ID	Date	Initial Reading Time (24-Hour)	Vacuum/Pressure		Fixed Gases				Soil Vapor Concentrations				Comments
			Initial Reading (Inches of H_2O)	Stabilized Reading (Inches of H_2O)	CH_4 (%)	LEL (%)	CO_2 (%)	O_2 (%)	PID (ppmv)	THC (ppmv)	CH_4 (ppmv)	PHC (ppmv)	
VMP-32-30	4/26/2022	13 00	-0.35	0.00	0.0	0	0.8	20.1	0.0	0.0	0.0	0.0	
VMP-32-30	5/25/2022	14 08	0.00	0.00	0.0	0	0.1	20.5	0.0	0.0	0.0	0.0	
VMP-32-30	6/22/2022	12:43	0.00	0.00	0.0	0	0.0	20.8	0.0	0.0	0.0	0.0	
VMP-32-30	7/21/2022	11 03	0.00	0.00	0.0	0	0.0	20.7	0.0	0.0	0.0	0.0	
VMP-32-30	8/24/2022	13:28	NM	NM	NM	NM	NM	NM	NM	NM	NM	NM	Screen submerged.
VMP-32-30	9/21/2022	09 03	NM	NM	NM	NM	NM	NM	NM	NM	NM	NM	Screen submerged.
VMP-32-30	10/12/2022	13:27	NM	NM	NM	NM	NM	NM	NM	NM	NM	NM	Screen submerged.
VMP-32-30	11/15/2022	12 08	0.00	0.00	0.0	0	0.2	20.5	0.0	0.0	0.0	0.0	
VMP-32-30	12/20/2022	10 53	0.00	0.00	0.0	0	0.0	20.6	0.2	1.8	0.6	1.2	
VMP-32-30	1/17/2023	13 54	0.00	0.00	0.0	0	0.0	20.8	0.0	0.2	0.0	0.2	
VMP-32-30	2/23/2023	09 03	0.00	0.00	0.0	0	0.1	20.7	0.0	0.0	0.0	0.0	
VMP-32-30	3/23/2023	11 03	0.00	0.00	0.0	0	0.0	20.7	0.0	0.0	0.0	0.0	
VMP-33-10	4/25/2022	11:40	-0.55	-0.52	0.0	0	0.0	20.9	0.0	0.0	0.0	0.0	
VMP-33-10	5/24/2022	12:32	-0.53	-0.63	0.0	0	0.0	20.9	0.0	1.1	0.0	1.1	
VMP-33-10	6/21/2022	08:35	-0.39	-0.30	0.0	0	0.0	20.9	0.0	0.0	0.0	0.0	
VMP-33-10	7/20/2022	08 55	-0.51	-0.48	0.0	0	0.0	20.9	0.0	0.0	0.0	0.0	
VMP-33-10	8/23/2022	11:35	-0.51	-0.46	0.0	0	0.0	20.9	0.0	0.0	0.0	0.0	
VMP-33-10	9/20/2022	12 07	-0.38	-0.48	0.0	0	0.0	20.8	0.0	0.0	0.0	0.0	
VMP-33-10	10/11/2022	10:47	-0.51	-0.39	0.0	0	0.0	20.9	0.0	0.0	0.0	0.0	
VMP-33-10	11/14/2022	11:25	-0.41	-0.33	0.0	0	0.0	20.9	0.0	0.0	0.0	0.0	
VMP-33-10	12/19/2022	10:20	-0.39	-0.38	0.0	0	0.0	20.9	0.0	0.0	0.0	0.0	
VMP-33-10	1/16/2023	13 00	-0.40	-0.39	0.0	0	0.0	20.9	0.0	0.0	0.0	0.0	
VMP-33-10	2/22/2023	11:40	-2.84	-0.40	0.0	0	0.0	20.9	0.0	0.0	0.0	0.0	
VMP-33-10	3/22/2023	12:43	-0.40	0.00	0.0	0	0.0	20.9	0.0	0.0	0.0	0.0	
VMP-33-20	4/25/2022	11:41	-3.16	-2.83	0.0	0	0.0	20.9	0.0	0.0	0.0	0.0	
VMP-33-20	5/24/2022	12:33	-3.41	-3.23	0.0	0	0.0	20.9	0.0	2.3	0.0	2.3	
VMP-33-20	6/21/2022	08:36	-3.46	-2.83	0.0	0	0.0	20.9	0.0	0.0	0.0	0.0	
VMP-33-20	7/20/2022	08 56	-3.45	-3.45	0.0	0	0.0	20.9	0.0	2.5	2.5	0.0	
VMP-33-20	8/23/2022	11:36	-3.27	3.19	0.0	0	0.0	20.9	0.0	0.0	0.0	0.0	
VMP-33-20	9/20/2022	12 08	-3.12	-3.10	0.0	0	0.0	20.9	0.0	0.0	0.0	0.0	
VMP-33-20	10/11/2022	10:48	-3.39	-3.32	0.0	0	0.0	20.9	0.0	0.0	0.0	0.0	
VMP-33-20	11/14/2022	11:26	-2.92	-2.70	0.0	0	0.0	20.9	0.0	0.0	0.0	0.0	
VMP-33-20	12/19/2022	10:22	-2.85	-2.79	0.0	0	0.0	20.9	0.0	0.0	0.0	0.0	
VMP-33-20	1/16/2023	13 01	-0.60	-2.46	0.0	0	0.0	20.9	0.0	0.0	0.0	0.0	
VMP-33-20	2/22/2023	11:41	-1.27	-2.59	0.0	0	0.0	20.8	0.0	0.0	0.0	0.0	
VMP-33-20	3/22/2023	12:44	-2.85	-2.77	0.0	0	0.0	20.9	0.0	0.0	0.0	0.0	

TABLE 9
SVE SYSTEM MONTHLY MONITORING - VMP SAMPLING DATA

Sample ID	Date	Initial Reading Time (24-Hour)	Vacuum/Pressure		Fixed Gases				Soil Vapor Concentrations				Comments
			Initial Reading (Inches of H_2O)	Stabilized Reading (Inches of H_2O)	CH_4 (%)	LEL (%)	CO_2 (%)	O_2 (%)	PID (ppmv)	THC (ppmv)	CH_4 (ppmv)	PHC (ppmv)	
VMP-33-30	4/25/2022	11:42	-0.56	-0.55	0.0	0	0.0	20.9	0.5	4.1	1.2	2.9	
VMP-33-30	5/24/2022	12:34	-0.62	-0.55	0.0	0	0.0	20.9	0.0	0.0	0.0	0.0	
VMP-33-30	6/21/2022	08:37	-0.51	-0.47	0.0	0	0.0	20.9	0.0	0.0	0.0	0.0	
VMP-33-30	7/20/2022	08 57	-0.70	-0.64	0.0	0	0.0	20.9	0.0	0.0	0.0	0.0	
VMP-33-30	8/23/2022	11:37	-1.81	-0.96	0.0	0	0.3	20.1	0.0	0.0	0.0	0.0	
VMP-33-30	9/20/2022	12 09	-1.05	-0.76	0.0	0	0.0	20.8	0.0	0.0	0.0	0.0	
VMP-33-30	10/11/2022	10:49	-0.75	-0.74	0.0	0	0.0	20.9	0.0	0.0	0.0	0.0	
VMP-33-30	11/14/2022	11:27	-0.56	-0.45	0.0	0	0.0	20.9	0.0	0.0	0.0	0.0	
VMP-33-30	12/19/2022	10:24	-0.51	-0.46	0.0	0	0.0	20.9	0.0	0.0	0.0	0.0	
VMP-33-30	1/16/2023	13 02	-0.79	-0.41	0.0	0	0.0	20.9	0.0	0.0	0.0	0.0	
VMP-33-30	2/22/2023	11:42	-1.21	-0.59	0.0	0	0.0	20.9	0.0	0.0	0.0	0.0	
VMP-33-30	3/22/2023	12:45	-0.51	-0.48	0.0	0	0.0	20.9	0.0	0.0	0.0	0.0	
VMP-34-10	4/25/2022	11:20	-0.46	-0.42	0.0	0	0.1	20.6	0.0	0.0	0.0	0.0	
VMP-34-10	5/24/2022	12 09	-0.14	-0.24	0.0	0	0.2	20.5	0.0	0.0	0.0	0.0	
VMP-34-10	5/24/2022	12 09	NM	NM	0.0	0	0.2	20.5	0.0	0.0	0.0	0.0	Duplicate sample.
VMP-34-10	6/21/2022	08 00	NM	NM	NM	NM	NM	NM	NM	NM	NM	NM	Inaccessible due to construction activities.
VMP-34-10	7/20/2022	09:20	-0.32	-0.36	0.0	0	0.4	20.2	0.0	0.0	0.0	0.0	
VMP-34-10	8/23/2022	11:40	NM	NM	NM	NM	NM	NM	NM	NM	NM	NM	Inaccessible due to construction activities.
VMP-34-10	9/20/2022	00 00	NM	NM	NM	NM	NM	NM	NM	NM	NM	NM	Inaccessible due to construction activities.
VMP-34-10	10/11/2022	00 00	NM	NM	NM	NM	NM	NM	NM	NM	NM	NM	Inaccessible due to construction activities.
VMP-34-10	11/14/2022	10 55	-0.09	0.00	0.0	0	0.2	20.8	0.0	0.0	0.0	0.0	
VMP-34-10	12/19/2022	10 00	NM	NM	NM	NM	NM	NM	NM	NM	NM	NM	Inaccessible due to construction activities.
VMP-34-10	1/16/2023	12 05	0.11	0.00	0.0	0	0.1	20.8	0.0	0.0	0.0	0.0	
VMP-34-10	2/22/2023	11 00	-0.16	-0.20	0.0	0	0.1	20.7	0.0	0.0	0.0	0.0	
VMP-34-10	3/22/2023	11 55	-0.16	0.00	0.0	0	0.1	20.8	0.0	0.0	0.0	0.0	
VMP-34-20	4/25/2022	11:21	-1.19	-1.17	0.0	0	0.4	20.6	0.0	0.0	0.0	0.0	
VMP-34-20	5/24/2022	12:10	-0.62	-0.65	0.0	0	0.4	20.5	0.0	0.0	0.0	0.0	
VMP-34-20	6/21/2022	08 01	NM	NM	NM	NM	NM	NM	NM	NM	NM	NM	Inaccessible due to construction activities.
VMP-34-20	7/20/2022	09:21	-0.85	-0.78	0.0	0	0.7	20.0	0.0	0.0	0.0	0.0	
VMP-34-20	8/23/2022	11:40	NM	NM	NM	NM	NM	NM	NM	NM	NM	NM	Inaccessible due to construction activities.
VMP-34-20	9/20/2022	00 00	NM	NM	NM	NM	NM	NM	NM	NM	NM	NM	Inaccessible due to construction activities.
VMP-34-20	10/12/2022	00 00	NM	NM	NM	NM	NM	NM	NM	NM	NM	NM	Inaccessible due to construction activities.
VMP-34-20	11/14/2022	10 56	-0.42	-0.28	0.0	0	1.1	20.0	0.0	0.0	0.0	0.0	
VMP-34-20	11/14/2022	10 56	NM	NM	0.0	0	1.0	20.1	0.0	0.0	0.0	0.0	Duplicate sample.
VMP-34-20	12/19/2022	10 01	NM	NM	NM	NM	NM	NM	NM	NM	NM	NM	Inaccessible due to construction activities.
VMP-34-20	1/16/2023	12 06	0.00	0.12	0.0	0	0.7	20.5	0.0	0.0	0.0	0.0	
VMP-34-20	2/22/2023	11 01	-0.46	-0.50	0.0	0	0.5	20.5	0.0	0.0	0.0	0.0	
VMP-34-20	3/22/2023	11 56	-0.52	-0.41	0.0	0	0.5	20.5	0.0	0.0	0.0	0.0	

TABLE 9
SVE SYSTEM MONTHLY MONITORING - VMP SAMPLING DATA

Sample ID	Date	Initial Reading Time (24-Hour)	Vacuum/Pressure		Fixed Gases				Soil Vapor Concentrations				Comments
			Initial Reading (Inches of H_2O)	Stabilized Reading (Inches of H_2O)	CH_4 (%)	LEL (%)	CO_2 (%)	O_2 (%)	PID (ppmv)	THC (ppmv)	CH_4 (ppmv)	PHC (ppmv)	
VMP-34-30	4/25/2022	11:22	-1.33	-1.31	0.0	0	1.3	19.9	0.0	0.0	0.0	0.0	
VMP-34-30	5/24/2022	12:11	-0.60	-0.74	0.0	0	1.0	20.1	0.0	0.0	0.0	0.0	
VMP-34-30	6/21/2022	08 02	NM	NM	NM	NM	NM	NM	NM	NM	NM	NM	Inaccessible due to construction activities.
VMP-34-30	7/20/2022	09:22	-0.91	-0.91	0.0	0	0.9	19.8	0.0	1.7	1.7	0.0	
VMP-34-30	8/23/2022	11:40	NM	NM	NM	NM	NM	NM	NM	NM	NM	NM	Inaccessible due to construction activities.
VMP-34-30	9/20/2022	00 00	NM	NM	NM	NM	NM	NM	NM	NM	NM	NM	Inaccessible due to construction activities.
VMP-34-30	10/12/2022	00 00	NM	NM	NM	NM	NM	NM	NM	NM	NM	NM	Inaccessible due to construction activities.
VMP-34-30	11/14/2022	10 57	0.00	-0.33	0.0	0	1.6	18.8	0.0	0.0	0.0	0.0	
VMP-34-30	12/19/2022	10 02	NM	NM	NM	NM	NM	NM	NM	NM	NM	NM	Inaccessible due to construction activities.
VMP-34-30	1/16/2023	12 07	0.00	0.12	0.0	0	1.9	19.3	0.0	0.0	0.0	0.0	
VMP-34-30	2/22/2023	11 02	0.35	-0.39	0.0	0	1.6	19.4	0.0	0.0	0.0	0.0	
VMP-34-30	3/22/2023	11 57	-0.52	-0.46	0.0	0	1.3	19.9	0.0	0.0	0.0	0.0	
VMP-35-10	4/25/2022	11 05	-1.83	-1.65	0.0	0	3.0	12.4	0.0	0.0	0.0	0.0	
VMP-35-10	5/24/2022	11 58	-1.11	-1.09	0.0	0	0.0	20.9	0.0	0.0	0.0	0.0	
VMP-35-10	6/21/2022	08 53	-1.15	-1.03	0.0	0	0.0	20.9	0.0	0.0	0.0	0.0	
VMP-35-10	7/20/2022	09:35	-0.99	-0.92	0.0	0	0.0	20.9	0.0	0.0	0.0	0.0	
VMP-35-10	8/23/2022	11 05	-0.95	-0.84	0.0	0	0.0	20.9	0.0	0.0	0.0	0.0	
VMP-35-10	8/23/2022	11 05	NM	NM	0.0	0	0.0	20.9	0.0	0.0	0.0	0.0	Duplicate sample.
VMP-35-10	9/20/2022	12:26	-0.86	-0.86	0.0	0	0.0	20.8	0.0	0.0	0.0	0.0	
VMP-35-10	10/11/2022	11:33	-1.04	-0.70	0.0	0	0.0	20.2	0.0	0.0	0.0	0.0	
VMP-35-10	11/14/2022	10:25	-0.45	-0.42	0.0	0	0.0	20.9	0.0	0.0	0.0	0.0	
VMP-35-10	12/19/2022	09 54	-0.96	-0.61	0.0	0	0.0	20.9	0.0	0.0	0.0	0.0	
VMP-35-10	1/16/2023	12:20	-0.56	-0.51	0.0	0	0.0	20.9	0.0	0.0	0.0	0.0	
VMP-35-10	2/22/2023	11:10	-0.82	-0.72	0.0	0	0.0	20.9	0.0	0.0	0.0	0.0	
VMP-35-10	3/22/2023	11:46	-0.86	-0.74	0.0	0	0.0	20.9	0.0	0.0	0.0	0.0	
VMP-35-20	4/25/2022	11 06	-1.91	-1.46	0.0	0	0.6	17.3	0.0	0.0	0.0	0.0	
VMP-35-20	5/24/2022	11 59	-0.80	-0.76	0.0	0	0.0	20.9	0.0	0.0	0.0	0.0	
VMP-35-20	6/21/2022	08 54	-0.71	-0.62	0.0	0	0.0	20.9	0.0	0.0	0.0	0.0	
VMP-35-20	6/21/2022	08 54	NM	NM	0.0	0	0.0	20.9	0.0	0.0	0.0	0.0	Duplicate sample.
VMP-35-20	7/20/2022	09:36	-0.64	-0.58	0.0	0	0.0	20.9	0.0	0.0	0.0	0.0	
VMP-35-20	8/23/2022	11 06	-0.54	-0.48	0.0	0	0.0	20.9	0.0	0.0	0.0	0.0	
VMP-35-20	9/20/2022	12:27	-0.56	-0.58	0.0	0	0.0	20.7	0.0	0.0	0.0	0.0	
VMP-35-20	9/20/2022	12:27	NM	NM	0.0	0	0.0	20.7	0.0	0.0	0.0	0.0	Duplicate sample.
VMP-35-20	10/11/2022	11:34	-0.81	-0.61	0.0	0	0.0	20.0	0.0	0.0	0.0	0.0	
VMP-35-20	11/14/2022	10:26	-0.24	-0.21	0.0	0	0.0	20.9	0.0	0.0	0.0	0.0	
VMP-35-20	12/19/2022	08 59	-0.59	-0.50	0.0	0	0.0	20.9	0.0	0.0	0.0	0.0	
VMP-35-20	1/16/2023	12:21	-0.49	-0.40	0.0	0	0.0	20.9	0.0	0.0	0.0	0.0	
VMP-35-20	2/22/2023	11:11	-0.53	-0.44	0.0	0	0.0	20.9	0.0	0.0	0.0	0.0	
VMP-35-20	3/22/2023	11:47	-0.54	-0.44	0.0	0	0.0	20.9	0.0	0.0	0.0	0.0	

TABLE 9
SVE SYSTEM MONTHLY MONITORING - VMP SAMPLING DATA

Sample ID	Date	Initial Reading Time (24-Hour)	Vacuum/Pressure		Fixed Gases				Soil Vapor Concentrations				Comments
			Initial Reading (Inches of H_2O)	Stabilized Reading (Inches of H_2O)	CH_4 (%)	LEL (%)	CO_2 (%)	O_2 (%)	PID (ppmv)	THC (ppmv)	CH_4 (ppmv)	PHC (ppmv)	
VMP-35-30	4/25/2022	11 07	-1.79	-1.43	0.0	0	0.8	18.2	0.2	2.1	0.8	1.3	
VMP-35-30	4/25/2022	11 07	NM	NM	0.0	0	0.8	18.0	0.0	0.0	0.0	0.0	Duplicate sample.
VMP-35-30	5/24/2022	12 00	-0.74	-0.70	0.0	0	0.0	20.9	0.0	0.0	0.0	0.0	
VMP-35-30	6/21/2022	08 55	-0.56	-0.50	0.0	0	0.0	20.9	0.0	0.0	0.0	0.0	
VMP-35-30	7/20/2022	09:37	-0.53	-0.49	0.0	0	0.0	20.9	0.0	0.0	0.0	0.0	
VMP-35-30	8/23/2022	11 07	-0.41	-0.36	0.0	0	0.0	20.9	0.0	0.0	0.0	0.0	
VMP-35-30	9/20/2022	12:28	-0.46	-0.50	0.0	0	0.0	20.7	0.0	0.0	0.0	0.0	
VMP-35-30	10/11/2022	11:35	-0.65	-0.49	0.0	0	0.0	20.6	0.0	0.0	0.0	0.0	
VMP-35-30	11/14/2022	10:27	-0.18	-0.17	0.0	0	0.0	20.9	0.0	0.0	0.0	0.0	
VMP-35-30	12/19/2022	09 58	-0.51	-0.41	0.0	0	0.0	20.9	0.0	0.0	0.0	0.0	
VMP-35-30	1/16/2023	12:22	-0.48	-0.40	0.0	0	0.0	20.9	0.0	0.0	0.0	0.0	
VMP-35-30	2/22/2023	11:12	-0.48	-0.43	0.0	0	0.0	20.9	0.0	0.0	0.0	0.0	
VMP-35-30	3/22/2023	11:48	-0.43	-0.37	0.0	0	0.0	20.9	0.0	0.0	0.0	0.0	
VMP-36-10	4/25/2022	10:10	0.00	0.00	0.0	0	0.0	20.9	0.0	0.0	0.0	0.0	
VMP-36-10	5/24/2022	11:37	0.00	0.00	0.0	0	0.0	20.9	0.0	0.0	0.0	0.0	
VMP-36-10	6/21/2022	09:15	0.00	0.10	0.0	0	0.0	20.9	0.0	0.0	0.0	0.0	
VMP-36-10	7/20/2022	10:24	0.00	0.00	0.0	0	0.0	20.9	0.0	0.0	0.0	0.0	
VMP-36-10	8/23/2022	10 55	0.00	0.00	0.0	0	0.0	20.9	0.0	0.0	0.0	0.0	
VMP-36-10	9/20/2022	10 59	0.00	0.00	0.0	0	0.0	20.9	0.0	0.0	0.0	0.0	
VMP-36-10	9/20/2022	10 59	NM	NM	0.0	0	0.0	20.9	0.0	0.0	0.0	0.0	Duplicate sample.
VMP-36-10	10/11/2022	11 50	0.00	0.00	0.0	0	0.0	20.9	0.0	0.0	0.0	0.0	
VMP-36-10	10/11/2022	11 50	NM	NM	0.0	0	0.0	20.9	0.0	0.0	0.0	0.0	Duplicate sample.
VMP-36-10	11/14/2022	09 55	0.00	0.00	0.0	0	0.0	20.9	0.0	0.0	0.0	0.0	
VMP-36-10	12/19/2022	09:26	-0.12	-0.17	0.0	0	0.0	20.9	0.0	0.0	0.0	0.0	
VMP-36-10	1/16/2023	12:45	0.00	0.00	0.0	0	0.0	20.9	0.0	0.0	0.0	0.0	
VMP-36-10	2/22/2023	11:30	0.00	0.00	0.0	0	0.0	20.8	0.0	0.0	0.0	0.0	
VMP-36-10	3/22/2023	11:38	0.00	0.00	0.0	0	0.0	20.9	0.0	0.0	0.0	0.0	
VMP-36-20	4/25/2022	10:11	-0.15	-0.18	0.0	0	0.0	20.9	0.0	0.0	0.0	0.0	
VMP-36-20	5/24/2022	11:38	0.00	0.00	0.0	0	0.0	20.9	0.0	0.0	0.0	0.0	
VMP-36-20	6/21/2022	09:16	0.00	0.00	0.0	0	0.0	20.9	0.0	0.0	0.0	0.0	
VMP-36-20	7/20/2022	10:25	0.00	0.00	0.0	0	0.0	20.9	0.0	0.0	0.0	0.0	
VMP-36-20	8/23/2022	10 56	-0.10	0.00	0.0	0	0.0	20.9	0.0	0.0	0.0	0.0	
VMP-36-20	9/20/2022	11 00	0.00	0.00	0.0	0	0.0	20.9	0.0	0.0	0.0	0.0	
VMP-36-20	10/11/2022	11 51	0.00	0.00	0.0	0	0.0	20.9	0.0	0.0	0.0	0.0	
VMP-36-20	11/14/2022	09 56	0.00	0.00	0.0	0	0.0	20.9	0.0	0.0	0.0	0.0	
VMP-36-20	12/19/2022	09:28	-0.21	-0.22	0.0	0	0.0	20.9	0.0	0.0	0.0	0.0	
VMP-36-20	1/16/2023	12:46	0.00	0.00	0.0	0	0.2	19.9	0.0	0.0	0.0	0.0	
VMP-36-20	2/22/2023	11:31	0.00	0.00	0.0	0	0.0	20.8	0.0	0.0	0.0	0.0	
VMP-36-20	3/22/2023	11:39	0.00	0.00	0.0	0	0.0	20.9	0.0	0.0	0.0	0.0	
VMP-36-20	3/22/2023	11:39	NM	NM	0.0	0	0.0	20.9	0.0	0.0	0.0	0.0	Duplicate sample.

TABLE 9
SVE SYSTEM MONTHLY MONITORING - VMP SAMPLING DATA

Sample ID	Date	Initial Reading Time (24-Hour)	Vacuum/Pressure		Fixed Gases				Soil Vapor Concentrations				Comments
			Initial Reading (Inches of H_2O)	Stabilized Reading (Inches of H_2O)	CH_4 (%)	LEL (%)	CO_2 (%)	O_2 (%)	PID (ppmv)	THC (ppmv)	CH_4 (ppmv)	PHC (ppmv)	
VMP-36-30	4/25/2022	00 00	NM	NM	NM	NM	NM	NM	NM	NM	NM	NM	Not sampled due to port integrity.
VMP-36-30	5/24/2022	00 00	NM	NM	NM	NM	NM	NM	NM	NM	NM	NM	Not sampled due to port integrity.
VMP-36-30	6/21/2022	00 00	NM	NM	NM	NM	NM	NM	NM	NM	NM	NM	Not sampled due to port integrity.
VMP-36-30	7/20/2022	00 00	NM	NM	NM	NM	NM	NM	NM	NM	NM	NM	Not sampled due to port integrity.
VMP-36-30	8/23/2022	00 00	NM	NM	NM	NM	NM	NM	NM	NM	NM	NM	Not sampled due to port integrity.
VMP-36-30	9/20/2022	00 00	NM	NM	NM	NM	NM	NM	NM	NM	NM	NM	Not sampled due to port integrity.
VMP-36-30	10/11/2022	00 00	NM	NM	NM	NM	NM	NM	NM	NM	NM	NM	Not sampled due to port integrity.
VMP-36-30	11/14/2022	00 00	NM	NM	NM	NM	NM	NM	NM	NM	NM	NM	Not sampled due to port integrity.
VMP-36-30	12/19/2022	00 00	NM	NM	NM	NM	NM	NM	NM	NM	NM	NM	Not sampled due to port integrity.
VMP-36-30	1/16/2023	00 00	NM	NM	NM	NM	NM	NM	NM	NM	NM	NM	Not sampled due to port integrity.
VMP-36-30	2/22/2023	00 00	NM	NM	NM	NM	NM	NM	NM	NM	NM	NM	Not sampled due to port integrity.
VMP-36-30	3/22/2023	00 00	NM	NM	NM	NM	NM	NM	NM	NM	NM	NM	Not sampled due to port integrity.
VMP-37-10	4/25/2022	10 00	-0.40	-0.27	0.0	0	11.1	3.7	0.0	0.0	0.0	0.0	
VMP-37-10	5/24/2022	10 57	0.00	0.00	0.0	0	9.8	6.8	0.0	0.0	0.0	0.0	
VMP-37-10	6/21/2022	09:18	NM	NM	NM	NM	NM	NM	NM	NM	NM	NM	Inaccessible due to construction activities.
VMP-37-10	7/20/2022	10:10	0.00	-0.13	0.0	0	16.1	2.5	0.3	1.0	0.0	1.0	
VMP-37-10	8/23/2022	10:46	-0.15	0.00	0.0	0	5.5	13.2	0.0	0.0	0.0	0.0	
VMP-37-10	9/20/2022	10:45	-0.10	0.00	0.0	0	4.1	15.2	0.0	0.0	0.0	0.0	
VMP-37-10	10/11/2022	12:15	0.00	0.00	0.0	0	8.4	10.1	0.0	0.0	0.0	0.0	
VMP-37-10	11/14/2022	09:35	0.00	0.00	0.0	0	5.6	12.0	0.0	0.0	0.0	0.0	
VMP-37-10	12/19/2022	09:16	0.00	-0.21	0.0	0	1.7	18.4	0.0	0.0	0.0	0.0	
VMP-37-10	1/16/2023	11 05	0.00	0.00	0.0	0	8.9	5.6	0.0	0.0	0.0	0.0	
VMP-37-10	2/22/2023	09:30	0.00	0.00	0.0	0	3.4	14.9	0.0	0.0	0.0	0.0	
VMP-37-10	3/22/2023	11 02	0.00	0.00	0.0	0	2.7	15.9	0.0	0.0	0.0	0.0	
VMP-37-20	4/25/2022	10 01	-0.71	-0.51	0.0	0	8.5	8.8	0.0	2.0	2.0	0.0	
VMP-37-20	5/24/2022	10 58	-0.22	0.00	0.0	0	7.8	10.0	0.0	0.0	0.0	0.0	
VMP-37-20	6/21/2022	09:19	NM	NM	NM	NM	NM	NM	NM	NM	NM	NM	Inaccessible due to construction activities.
VMP-37-20	7/20/2022	10:11	0.00	-0.11	0.0	0	7.0	12.4	10 3	20.2	1.1	19.1	
VMP-37-20	8/23/2022	10:46	-0.15	0.00	0.0	0	4.4	15.4	0.7	1.0	0.6	0.4	
VMP-37-20	9/20/2022	10:46	0.00	0.00	0.0	0	4.6	15.2	0.0	1.5	0.8	0.7	
VMP-37-20	10/11/2022	12:16	0.00	0.00	0.0	0	6.7	13.0	0.0	0.0	0.0	0.0	
VMP-37-20	11/14/2022	09:36	0.00	0.00	0.0	0	3.6	16.6	0.0	0.0	0.0	0.0	
VMP-37-20	12/19/2022	09:18	-0.20	-0.15	0.0	0	2.9	17.7	0.0	0.0	0.0	0.0	
VMP-37-20	1/16/2023	11 06	0.00	0.00	0.0	0	5.2	12.9	0.0	0.0	0.0	0.0	
VMP-37-20	2/22/2023	09:31	-0.15	-0.12	0.0	0	4.5	14.7	0.0	0.0	0.0	0.0	
VMP-37-20	3/22/2023	11 03	0.00	-0.10	0.0	0	3.5	16.3	0.0	0.0	0.0	0.0	

TABLE 9
SVE SYSTEM MONTHLY MONITORING - VMP SAMPLING DATA

Sample ID	Date	Initial Reading Time (24-Hour)	Vacuum/Pressure		Fixed Gases				Soil Vapor Concentrations				Comments
			Initial Reading (Inches of H_2O)	Stabilized Reading (Inches of H_2O)	CH_4 (%)	LEL (%)	CO_2 (%)	O_2 (%)	PID (ppmv)	THC (ppmv)	CH_4 (ppmv)	PHC (ppmv)	
VMP-37-30	4/25/2022	10 02	-1.32	-1.09	0.0	0	5.4	13.7	0.0	0.0	0.0	0.0	
VMP-37-30	5/24/2022	10 59	0.00	-0.47	0.0	0	4.6	14.6	0.0	0.0	0.0	0.0	
VMP-37-30	6/21/2022	09:20	NM	NM	NM	NM	NM	NM	NM	NM	NM	NM	Inaccessible due to construction activities.
VMP-37-30	7/20/2022	10:12	0.00	-0.58	0.0	0	4.8	13.8	0.0	0.0	0.0	0.0	
VMP-37-30	8/23/2022	10:47	0.00	0.00	0.0	0	5.5	12.2	0.0	0.0	0.0	0.0	
VMP-37-30	9/20/2022	10:47	0.00	-0.63	0.0	0	5.7	11.8	0.0	0.0	0.0	0.0	
VMP-37-30	10/11/2022	12:34	0.00	0.00	0.0	0	6.6	10.9	0.0	0.0	0.0	0.0	
VMP-37-30	11/14/2022	09:37	-0.28	-0.16	0.0	0	6.5	11.6	0.0	0.0	0.0	0.0	
VMP-37-30	11/14/2022	09:37	NM	NM	0.0	0	6.5	11.5	0.0	0.0	0.0	0.0	Duplicate sample.
VMP-37-30	12/19/2022	09:20	-1.04	-0.50	0.0	0	6.8	11.4	0.0	0.0	0.0	0.0	
VMP-37-30	1/16/2023	11 07	0.00	0.00	0.0	0	6.7	11.6	0.0	0.0	0.0	0.0	
VMP-37-30	2/22/2023	09:32	-0.54	-0.46	0.0	0	5.7	13.3	0.0	0.0	0.0	0.0	
VMP-37-30	3/22/2023	11 04	-0.57	-0.62	0.0	0	5.0	15.0	0.0	0.0	0.0	0.0	
VMP-38-10	4/25/2022	09:45	NM	NM	NM	NM	NM	NM	NM	NM	NM	NM	Screen submerged.
VMP-38-10	5/24/2022	10:42	0.00	0.00	0.0	0	2.3	15.9	0.0	0.0	0.0	0.0	
VMP-38-10	6/21/2022	09:15	0.00	0.00	0.0	0	2.9	17.8	0.0	0.0	0.0	0.0	
VMP-38-10	7/20/2022	09 50	0.00	0.00	0.0	0	5.4	13.0	0.0	0.0	0.0	0.0	
VMP-38-10	8/23/2022	10:25	0.00	0.00	0.0	0	4.3	16.1	0.0	0.0	0.0	0.0	
VMP-38-10	9/20/2022	10:30	0.00	0.00	0.0	0	3.8	16.7	0.0	0.0	0.0	0.0	
VMP-38-10	10/11/2022	12:34	0.00	0.00	0.0	0	6.0	12.9	0.0	0.0	0.0	0.0	
VMP-38-10	11/14/2022	09:20	0.00	0.00	0.0	0	2.7	18.3	0.0	0.0	0.0	0.0	
VMP-38-10	12/19/2022	09 08	0.00	0.00	0.0	0	1.4	19.5	0.0	0.0	0.0	0.0	
VMP-38-10	1/16/2023	10 50	0.00	0.32	0.0	0	4.0	16.1	0.0	0.0	0.0	0.0	
VMP-38-10	2/22/2023	09:15	-0.12	0.00	0.0	0	2.5	18.1	0.0	0.0	0.0	0.0	
VMP-38-10	2/22/2023	09:15	NM	NM	0.0	0	2.4	18.3	0.0	0.0	0.0	0.0	Duplicate sample.
VMP-38-10	3/22/2023	11:12	0.00	0.00	0.0	0	2.1	18.9	0.0	0.0	0.0	0.0	
VMP-38-20	4/25/2022	00 00	NM	NM	NM	NM	NM	NM	NM	NM	NM	NM	Not sampled due to port integrity.
VMP-38-20	5/24/2022	00 00	NM	NM	NM	NM	NM	NM	NM	NM	NM	NM	Not sampled due to port integrity.
VMP-38-20	6/21/2022	00 00	NM	NM	NM	NM	NM	NM	NM	NM	NM	NM	Not sampled due to port integrity.
VMP-38-20	7/20/2022	00 00	NM	NM	NM	NM	NM	NM	NM	NM	NM	NM	Not sampled due to port integrity.
VMP-38-20	8/23/2022	00 00	NM	NM	NM	NM	NM	NM	NM	NM	NM	NM	Not sampled due to port integrity.
VMP-38-20	9/20/2022	00 00	NM	NM	NM	NM	NM	NM	NM	NM	NM	NM	Not sampled due to port integrity.
VMP-38-20	10/11/2022	00 00	NM	NM	NM	NM	NM	NM	NM	NM	NM	NM	Not sampled due to port integrity.
VMP-38-20	11/14/2022	00 00	NM	NM	NM	NM	NM	NM	NM	NM	NM	NM	Not sampled due to port integrity.
VMP-38-20	12/19/2022	00 00	NM	NM	NM	NM	NM	NM	NM	NM	NM	NM	Not sampled due to port integrity.
VMP-38-20	1/16/2023	00 00	NM	NM	NM	NM	NM	NM	NM	NM	NM	NM	Not sampled due to port integrity.
VMP-38-20	2/22/2023	00 00	NM	NM	NM	NM	NM	NM	NM	NM	NM	NM	Not sampled due to port integrity.
VMP-38-20	3/22/2023	00 00	NM	NM	NM	NM	NM	NM	NM	NM	NM	NM	Not sampled due to port integrity.

TABLE 9
SVE SYSTEM MONTHLY MONITORING - VMP SAMPLING DATA

Sample ID	Date	Initial Reading Time (24-Hour)	Vacuum/Pressure		Fixed Gases				Soil Vapor Concentrations				Comments
			Initial Reading (Inches of H_2O)	Stabilized Reading (Inches of H_2O)	CH_4 (%)	LEL (%)	CO_2 (%)	O_2 (%)	PID (ppmv)	THC (ppmv)	CH_4 (ppmv)	PHC (ppmv)	
VMP-38-27	4/25/2022	09:47	-0.27	-0.17	0.0	0	3.2	17.6	0.0	0.0	0.0	0.0	
VMP-38-27	5/24/2022	10:43	-1.17	0.00	0.0	0	3.0	17.9	0.0	0.0	0.0	0.0	
VMP-38-27	6/21/2022	09:16	0.00	0.00	0.0	0	3.1	17.1	0.0	0.0	0.0	0.0	
VMP-38-27	7/20/2022	09 51	0.00	0.00	0.0	0	3.5	16.0	0.0	0.0	0.0	0.0	
VMP-38-27	8/23/2022	10:27	-0.13	-0.12	0.0	0	4.0	14.8	0.0	0.0	0.0	0.0	
VMP-38-27	9/20/2022	10:31	0.00	0.00	0.0	0	4.8	13.7	0.0	0.0	0.0	0.0	
VMP-38-27	10/11/2022	12:35	0.00	0.19	0.0	0	5.4	13.2	0.0	0.0	0.0	0.0	
VMP-38-27	11/14/2022	09:22	0.00	0.00	0.0	0	5.7	14.1	0.0	0.0	0.0	0.0	
VMP-38-27	12/19/2022	09:10	-0.37	-0.23	0.0	0	5.7	14.3	0.0	0.0	0.0	0.0	
VMP-38-27	1/16/2023	10 52	0.24	0.27	0.0	0	5.9	14.4	0.0	0.0	0.0	0.0	
VMP-38-27	2/22/2023	09:17	0.00	0.00	0.0	0	4.3	16.8	0.0	0.0	0.0	0.0	
VMP-38-27	3/22/2023	11:13	0.00	0.00	0.0	0	3.7	18.0	0.0	0.0	0.0	0.0	
VMP-39-10	4/25/2022	09:30	-0.71	0.31	0.0	0	0.2	20.8	0.0	0.0	0.0	0.0	
VMP-39-10	5/24/2022	10:30	-0.09	0.00	0.0	0	2.3	17.5	0.0	0.0	0.0	0.0	
VMP-39-10	6/21/2022	09:10	0.00	0.00	0.0	0	2.1	18.5	0.0	0.0	0.0	0.0	
VMP-39-10	7/20/2022	09:35	0.00	0.00	0.0	0	6.5	11.7	0.1	2.0	2.0	0.0	
VMP-39-10	8/23/2022	10:15	0.00	0.00	0.0	0	4.7	14.9	0.2	0.8	0.8	0.0	
VMP-39-10	9/20/2022	10:15	0.00	0.00	0.0	0	6.2	12.9	0.0	0.0	0.0	0.0	
VMP-39-10	10/11/2022	12:43	0.00	0.00	0.0	0	7.8	10.8	0.0	0.0	0.0	0.0	
VMP-39-10	11/14/2022	09 05	0.00	0.00	0.0	0	2.1	18.1	0.0	0.0	0.0	0.0	
VMP-39-10	12/19/2022	08 54	-0.10	0.00	0.0	0	0.3	20.5	0.0	0.0	0.0	0.0	
VMP-39-10	1/16/2023	10:35	0.11	0.19	0.0	0	4.3	14.4	0.0	0.0	0.0	0.0	
VMP-39-10	2/22/2023	09 00	0.00	0.00	0.0	0	3.2	16.6	0.0	0.0	0.0	0.0	
VMP-39-10	3/22/2023	10 52	0.00	0.00	0.0	0	2.6	17.6	0.0	0.0	0.0	0.0	
VMP-39-20	4/25/2022	09:31	0.00	0.00	0.0	0	0.0	20.9	0.0	0.0	0.0	0.0	
VMP-39-20	5/24/2022	10:31	0.00	0.00	0.0	0	2.1	17.9	0.0	0.0	0.0	0.0	
VMP-39-20	6/21/2022	09:11	0.00	0.00	0.0	0	0.5	20.3	0.0	0.0	0.0	0.0	
VMP-39-20	7/20/2022	09:36	0.00	0.00	0.0	0	3.9	16.7	0.0	4.4	4.4	0.0	
VMP-39-20	8/23/2022	10:16	0.00	0.00	0.0	0	1.2	19.5	0.0	0.0	0.0	0.0	
VMP-39-20	9/20/2022	10:16	0.00	0.00	0.0	0	1.7	19.2	0.0	2.0	0.9	1.1	
VMP-39-20	10/11/2022	12:44	0.00	0.00	0.0	0	5.2	13.4	0.0	0.0	0.0	0.0	
VMP-39-20	11/14/2022	09 06	0.00	0.00	0.0	0	0.4	20.3	0.0	0.0	0.0	0.0	
VMP-39-20	12/19/2022	08 56	0.00	0.00	0.0	0	0.1	20.8	0.0	0.0	0.0	0.0	
VMP-39-20	1/16/2023	10:36	0.00	0.00	0.0	0	4.1	14.5	0.0	0.0	0.0	0.0	
VMP-39-20	1/16/2023	10:36	NM	NM	0.0	0	3.9	14.7	0.0	0.0	0.0	0.0	Duplicate sample.
VMP-39-20	2/22/2023	09 01	0.00	0.00	0.0	0	1.2	19.7	0.0	0.0	0.0	0.0	
VMP-39-20	3/22/2023	10 53	0.00	0.00	0.0	0	2.5	17.5	0.0	0.0	0.0	0.0	

SEE LAST PAGE OF TABLE FOR NOTES

TABLE 9
SVE SYSTEM MONTHLY MONITORING - VMP SAMPLING DATA

Sample ID	Date	Initial Reading Time (24-Hour)	Vacuum/Pressure		Fixed Gases				Soil Vapor Concentrations				Comments
			Initial Reading (Inches of H_2O)	Stabilized Reading (Inches of H_2O)	CH_4 (%)	LEL (%)	CO_2 (%)	O_2 (%)	PID (ppmv)	THC (ppmv)	CH_4 (ppmv)	PHC (ppmv)	
VMP-39-30	4/25/2022	09:32	0.00	0.00	0.0	0	0.0	20.9	0.0	0.0	0.0	0.0	
VMP-39-30	5/24/2022	10:32	0.00	0.00	0.0	0	2.0	18.0	0.0	0.0	0.0	0.0	
VMP-39-30	6/21/2022	09:12	0.00	0.00	0.0	0	0.1	20.7	0.0	0.0	0.0	0.0	
VMP-39-30	7/20/2022	09:37	0.00	0.00	0.0	0	2.8	18.7	0.0	1.9	1.9	0.0	
VMP-39-30	8/23/2022	10:17	0.00	0.00	0.0	0	0.4	20.5	0.0	0.0	0.0	0.0	
VMP-39-30	9/20/2022	10:17	0.00	0.00	0.0	0	0.7	20.4	0.0	0.5	0.5	0.0	
VMP-39-30	10/11/2022	12:45	0.00	0.00	0.0	0	5.2	13.7	0.0	0.0	0.0	0.0	
VMP-39-30	11/14/2022	09 07	0.00	0.00	0.0	0	0.2	20.7	0.0	0.0	0.0	0.0	
VMP-39-30	12/19/2022	08 58	0.00	0.00	0.0	0	0.0	20.9	0.0	0.0	0.0	0.0	
VMP-39-30	12/19/2022	08 58	NM	NM	0.0	0	0.0	20.9	0.0	0.0	0.0	0.0	Duplicate sample.
VMP-39-30	1/16/2023	10:37	0.00	0.00	0.0	0	3.9	14.8	0.0	0.0	0.0	0.0	
VMP-39-30	2/22/2023	09 02	0.00	0.00	0.0	0	0.8	20.2	0.0	0.0	0.0	0.0	
VMP-39-30	3/22/2023	10 54	0.00	0.00	0.0	0	2.4	17.6	0.0	0.0	0.0	0.0	
VMP-41-10	4/25/2022	10:13	-0.50	0.00	0.0	0	0.3	20.4	0.0	0.0	0.0	0.0	
VMP-41-10	5/24/2022	10:15	0.00	0.00	0.0	0	0.8	19.4	0.0	0.0	0.0	0.0	
VMP-41-10	6/22/2022	10 00	0.00	0.00	0.0	0	1.4	19.0	0.0	0.0	0.0	0.0	
VMP-41-10	7/21/2022	08 07	0.00	0.00	0.0	0	1.7	19.0	0.0	0.0	0.0	0.0	
VMP-41-10	8/23/2022	10:20	0.00	0.00	0.0	0	2.0	18.5	0.0	0.0	0.0	0.0	
VMP-41-10	9/20/2022	08 05	0.00	0.00	0.0	0	2.0	18.7	0.0	0.0	0.0	0.0	
VMP-41-10	10/10/2022	08 57	0.00	0.00	0.0	0	1.6	19.2	0.0	0.0	0.0	0.0	
VMP-41-10	11/14/2022	09 55	0.00	0.00	0.0	0	1.0	19.7	0.0	0.0	0.0	0.0	
VMP-41-10	12/19/2022	10 05	0.00	0.00	0.0	0	0.8	20.1	0.0	0.0	0.0	0.0	
VMP-41-10	1/16/2023	09:45	0.00	0.00	0.0	0	2.2	18.2	0.0	0.0	0.0	0.0	
VMP-41-10	2/22/2023	07:34	NM	NM	NM	NM	NM	NM	NM	NM	NM	NM	Inaccessible due to construction activities.
VMP-41-10	3/22/2023	09:23	0.00	0.00	0.0	0	0.8	19.8	0.0	0.0	0.0	0.0	
VMP-41-20	4/25/2022	10:14	-0.16	0.00	0.0	0	0.4	20.1	0.0	0.0	0.0	0.0	
VMP-41-20	5/24/2022	10:16	0.00	0.00	0.0	0	0.5	19.4	0.0	0.0	0.0	0.0	
VMP-41-20	6/22/2022	10 01	0.00	0.00	0.0	0	0.8	19.0	0.0	0.0	0.0	0.0	
VMP-41-20	7/21/2022	08 08	0.00	0.00	0.0	0	1.3	18.8	0.0	0.0	0.0	0.0	
VMP-41-20	7/21/2022	08 08	NM	NM	0.0	0	1.4	18.7	0.0	0.0	0.0	0.0	Duplicate sample.
VMP-41-20	8/23/2022	10:21	0.00	0.00	0.0	0	1.8	18.2	0.0	0.0	0.0	0.0	
VMP-41-20	9/20/2022	08 06	0.00	0.00	0.0	0	2.1	18.4	0.0	0.0	0.0	0.0	
VMP-41-20	9/20/2022	08 06	NM	NM	0.0	0	2.1	18.4	0.0	0.0	0.0	0.0	Duplicate sample.
VMP-41-20	10/10/2022	09 58	0.00	0.00	0.0	0	2.1	18.4	0.0	0.0	0.0	0.0	
VMP-41-20	11/14/2022	09 56	0.00	0.00	0.0	0	1.6	19.1	0.0	0.0	0.0	0.0	
VMP-41-20	12/19/2022	10 06	0.00	0.00	0.0	0	1.4	19.3	0.0	0.0	0.0	0.0	
VMP-41-20	12/19/2022	10 06	NM	NM	0.0	0	1.4	19.4	0.0	0.0	0.0	0.0	Duplicate sample.
VMP-41-20	1/16/2023	09:46	0.00	0.00	0.0	0	1.3	19.2	0.0	0.0	0.0	0.0	
VMP-41-20	2/22/2023	07:35	NM	NM	NM	NM	NM	NM	NM	NM	NM	NM	Inaccessible due to construction activities.
VMP-41-20	3/22/2023	09:23	0.00	0.00	0.0	0	1.2	19.3	0.0	0.0	0.0	0.0	
VMP-41-20	3/22/2023	09:23	NM	NM	0.0	0	1.2	19.3	0.0	0.0	0.0	0.0	Duplicate sample.

TABLE 9
SVE SYSTEM MONTHLY MONITORING - VMP SAMPLING DATA

Sample ID	Date	Initial Reading Time (24-Hour)	Vacuum/Pressure		Fixed Gases				Soil Vapor Concentrations				Comments
			Initial Reading (Inches of H_2O)	Stabilized Reading (Inches of H_2O)	CH_4 (%)	LEL (%)	CO_2 (%)	O_2 (%)	PID (ppmv)	THC (ppmv)	CH_4 (ppmv)	PHC (ppmv)	
VMP-41-26	4/25/2022	10:15	0.00	0.00	0.0	0	0.7	19.9	0.0	0.0	0.0	0.0	
VMP-41-26	5/24/2022	10:17	0.00	0.00	0.0	0	0.8	19.1	0.0	0.0	0.0	0.0	
VMP-41-26	6/22/2022	10 02	0.00	0.00	0.0	0	0.8	18.7	0.0	0.0	0.0	0.0	
VMP-41-26	7/21/2022	08 09	0.00	0.00	0.0	0	1.2	18.4	0.0	0.0	0.0	0.0	
VMP-41-26	8/23/2022	10:22	0.00	0.00	0.0	0	1.7	18.0	0.0	0.0	0.0	0.0	
VMP-41-26	9/20/2022	09 07	0.00	0.00	0.0	0	2.1	17.9	0.0	0.0	0.0	0.0	
VMP-41-26	10/10/2022	09 59	0.00	0.00	0.0	0	2.3	17.8	0.0	0.0	0.0	0.0	
VMP-41-26	11/14/2022	09 57	0.00	0.00	0.0	0	2.0	18.5	0.0	0.0	0.0	0.0	
VMP-41-26	11/14/2022	09 57	NM	NM	0.0	0	2.2	18.3	0.0	0.0	0.0	0.0	Duplicate sample.
VMP-41-26	12/19/2022	10 07	0.00	0.29	0.0	0	2.1	18.2	0.0	0.0	0.0	0.0	
VMP-41-26	1/16/2023	09:47	0.00	0.00	0.0	0	0.8	19.9	0.0	0.0	0.0	0.0	
VMP-41-26	2/22/2023	07:36	NM	NM	NM	NM	NM	NM	NM	NM	NM	NM	Inaccessible due to construction activities.
VMP-41-26	3/22/2023	09:24	0.00	0.00	0.0	0	1.8	18.6	0.0	0.0	0.0	0.0	
VMP-42-10	4/26/2022	11:20	-0.11	-0.09	0.0	0	0.3	20.5	0.0	0.0	0.0	0.0	
VMP-42-10	5/25/2022	12:37	-0.12	0.00	0.0	0	0.9	20.0	0.0	0.0	0.0	0.0	
VMP-42-10	6/22/2022	09 54	0.00	-0.12	0.0	0	1.1	20.1	0.0	0.0	0.0	0.0	
VMP-42-10	7/21/2022	09 05	-0.14	-0.11	0.0	0	1.4	19.7	0.0	0.0	0.0	0.0	
VMP-42-10	8/24/2022	09:10	-0.12	-0.13	0.0	0	1.7	19.5	0.0	0.0	0.0	0.0	
VMP-42-10	8/24/2022	09:10	NM	NM	0.0	0	1.8	19.5	0.0	0.0	0.0	0.0	Duplicate sample.
VMP-42-10	9/21/2022	10:10	0.00	0.00	0.0	0	1.1	20.1	0.0	0.0	0.0	0.0	
VMP-42-10	9/21/2022	10:10	NM	NM	0.0	0	1.1	20.1	0.0	0.0	0.0	0.0	Duplicate sample.
VMP-42-10	10/12/2022	12:34	-0.11	-0.10	0.0	0	0.8	20.2	0.0	0.0	0.0	0.0	
VMP-42-10	10/12/2022	12:34	NM	NM	0.0	0	0.8	20.2	0.0	0.0	0.0	0.0	Duplicate sample.
VMP-42-10	11/15/2022	12:20	0.00	0.00	0.0	0	0.6	20.3	0.0	0.0	0.0	0.0	
VMP-42-10	12/20/2022	09 00	0.00	-0.90	0.0	0	0.4	20.7	0.0	0.0	0.0	0.0	
VMP-42-10	1/17/2023	12 50	-0.14	0.21	0.0	0	0.3	20.8	0.0	0.0	0.0	0.0	
VMP-42-10	2/23/2023	09 50	0.12	-0.09	0.0	0	0.1	20.8	0.0	0.0	0.0	0.0	
VMP-42-10	3/23/2023	10 53	0.00	0.00	0.0	0	0.1	20.9	0.0	0.0	0.0	0.0	
VMP-42-20	4/26/2022	11:21	-0.49	-0.25	0.0	0	0.9	20.0	0.0	0.0	0.0	0.0	
VMP-42-20	5/25/2022	12:38	0.00	-0.11	0.0	0	1.4	18.9	0.0	0.0	0.0	0.0	
VMP-42-20	6/22/2022	09 55	-0.33	-0.39	0.0	0	2.1	18.8	0.0	0.0	0.0	0.0	
VMP-42-20	7/21/2022	09 06	-0.21	-0.14	0.0	0	2.2	19.1	0.0	0.0	0.0	0.0	
VMP-42-20	8/24/2022	09:11	0.00	-0.15	0.0	0	2.3	18.7	0.0	0.0	0.0	0.0	
VMP-42-20	9/21/2022	10:11	-0.09	0.00	0.0	0	1.4	19.8	0.0	0.0	0.0	0.0	
VMP-42-20	10/12/2022	12:35	0.00	0.00	0.0	0	1.0	20.0	0.0	0.0	0.0	0.0	
VMP-42-20	11/15/2022	12:21	0.00	0.00	0.0	0	0.8	20.2	0.0	0.0	0.0	0.0	
VMP-42-20	12/20/2022	09 02	0.00	-0.90	0.0	0	0.6	20.6	0.0	0.0	0.0	0.0	
VMP-42-20	1/17/2023	12 51	-0.10	-0.09	0.0	0	0.4	20.8	0.0	0.0	0.0	0.0	
VMP-42-20	1/17/2023	12 51	NM	NM	0.0	0	0.4	20.8	0.0	0.0	0.0	0.0	Duplicate sample.
VMP-42-20	2/23/2023	09 51	-0.23	-0.15	0.0	0	0.3	20.7	0.0	0.0	0.0	0.0	
VMP-42-20	3/23/2023	10 54	-0.16	-0.17	0.0	0	0.3	20.7	0.0	0.0	0.0	0.0	

SEE LAST PAGE OF TABLE FOR NOTES

TABLE 9
SVE SYSTEM MONTHLY MONITORING - VMP SAMPLING DATA

Sample ID	Date	Initial Reading Time (24-Hour)	Vacuum/Pressure		Fixed Gases				Soil Vapor Concentrations				Comments
			Initial Reading (Inches of H_2O)	Stabilized Reading (Inches of H_2O)	CH_4 (%)	LEL (%)	CO_2 (%)	O_2 (%)	PID (ppmv)	THC (ppmv)	CH_4 (ppmv)	PHC (ppmv)	
VMP-42-30	4/26/2022	11:22	-0.74	-0.66	0.0	0	1.5	19.9	0.0	0.0	0.0	0.0	
VMP-42-30	4/26/2022	11:22	NM	NM	0.0	0	1.5	19.9	0.0	0.0	0.0	0.0	Duplicate sample.
VMP-42-30	5/25/2022	12:39	-0.40	-0.13	0.0	0	1.3	19.3	0.0	0.0	0.0	0.0	
VMP-42-30	6/22/2022	09 56	-0.75	-0.80	0.0	0	1.6	19.1	0.0	0.0	0.0	0.0	
VMP-42-30	7/21/2022	09 07	-0.98	-0.81	0.0	0	2.2	18.8	0.0	0.0	0.0	0.0	
VMP-42-30	8/24/2022	09:12	-0.83	-0.81	0.0	0	2.6	18.3	0.0	0.0	0.0	0.0	
VMP-42-30	9/21/2022	10:12	-0.72	-0.60	0.0	0	3.0	18.3	0.0	0.0	0.0	0.0	
VMP-42-30	10/12/2022	12:36	-0.71	-0.71	0.0	0	3.2	18.4	0.0	0.0	0.0	0.0	
VMP-42-30	11/15/2022	12:22	-0.52	-0.34	0.0	0	2.5	19.2	0.0	0.0	0.0	0.0	
VMP-42-30	12/20/2022	09 04	-0.56	-0.56	0.0	0	1.9	19.8	0.0	0.0	0.0	0.0	
VMP-42-30	12/20/2022	09 04	NM	NM	0.0	0	2.0	19.8	0.0	0.0	0.0	0.0	Duplicate sample.
VMP-42-30	1/17/2023	12 52	-0.43	-0.30	0.0	0	1.4	20.3	0.0	0.0	0.0	0.0	
VMP-42-30	2/23/2023	09 52	-0.68	-0.20	0.0	0	0.3	20.7	0.0	0.0	0.0	0.0	
VMP-42-30	3/23/2023	10 55	-0.17	-0.15	0.0	0	0.2	20.8	0.0	0.0	0.0	0.0	
VMP-42-30	3/23/2023	10 55	NM	NM	0.0	0	0.2	20.8	0.0	0.0	0.0	0.0	Duplicate sample.
VMP-43-10	4/26/2022	13:19	-1.08	-0.95	0.0	0	0.4	20.3	0.0	0.0	0.0	0.0	
VMP-43-10	5/25/2022	13:43	-0.48	-0.69	0.0	0	0.4	20.3	0.0	0.0	0.0	0.0	
VMP-43-10	6/22/2022	13 05	-1.59	-1.59	0.0	0	0.5	20.4	0.0	0.0	0.0	0.0	
VMP-43-10	7/21/2022	09 50	-1.41	-1.42	0.0	0	0.6	20.2	0.0	0.0	0.0	0.0	
VMP-43-10	8/24/2022	12 55	-1.38	-1.33	0.0	0	0.8	20.4	0.0	0.0	0.0	0.0	
VMP-43-10	9/20/2022	14:20	0.00	-1.04	0.0	0	0.4	20.6	0.0	0.0	0.0	0.0	
VMP-43-10	10/12/2022	13:41	-1.07	-1.01	0.0	0	0.3	20.5	0.0	0.0	0.0	0.0	
VMP-43-10	11/15/2022	11:45	-1.00	-1.03	0.0	0	0.2	20.6	0.0	0.0	0.0	0.0	
VMP-43-10	12/20/2022	10:15	-1.37	-1.11	0.0	0	0.1	20.6	0.0	0.0	0.0	0.0	
VMP-43-10	1/17/2023	13:16	-1.32	-1.32	0.0	0	0.1	20.7	0.0	0.0	0.0	0.0	
VMP-43-10	2/23/2023	08:38	-1.79	-2.04	0.0	0	0.1	20.8	0.0	0.0	0.0	0.0	
VMP-43-10	3/23/2023	11:38	-0.41	-0.40	0.0	0	0.3	20.6	0.3	2.2	0.0	2.2	
VMP-43-20	4/26/2022	13:20	-2.08	-1.40	0.0	0	0.5	20.2	0.0	0.0	0.0	0.0	
VMP-43-20	5/25/2022	13:44	-4.04	-1.21	0.0	0	0.6	19.8	0.0	0.0	0.0	0.0	
VMP-43-20	6/22/2022	13 06	-2.95	-2.65	0.0	0	0.7	20.0	0.0	0.0	0.0	0.0	
VMP-43-20	6/22/2022	13 07	NM	NM	0.0	0	0.7	20.0	0.0	0.0	0.0	0.0	Duplicate sample.
VMP-43-20	7/21/2022	09 51	-2.73	-2.40	0.0	0	0.9	19.9	0.0	0.0	0.0	0.0	
VMP-43-20	8/24/2022	12 56	-2.72	-2.30	0.0	0	1.4	19.7	0.0	0.0	0.0	0.0	
VMP-43-20	9/20/2022	14:21	-1.89	-1.99	0.0	0	0.7	20.3	0.0	0.0	0.0	0.0	
VMP-43-20	10/12/2022	13:42	-1.57	-1.89	0.0	0	0.5	20.3	0.0	0.0	0.0	0.0	
VMP-43-20	11/15/2022	11:46	-1.70	-1.76	0.0	0	0.4	20.6	0.0	0.0	0.0	0.0	
VMP-43-20	12/20/2022	10:16	-2.40	-1.88	0.0	0	0.3	20.4	0.0	0.0	0.0	0.0	
VMP-43-20	1/17/2023	13:17	-1.45	-2.15	0.0	0	0.3	20.5	0.0	0.0	0.0	0.0	
VMP-43-20	2/23/2023	08:39	-2.88	-3.05	0.0	0	0.3	20.6	0.0	0.0	0.0	0.0	
VMP-43-20	3/23/2023	11:39	-0.64	-0.62	0.0	0	0.4	20.4	0.2	1.3	0.0	1.3	

TABLE 9
SVE SYSTEM MONTHLY MONITORING - VMP SAMPLING DATA

Sample ID	Date	Initial Reading Time (24-Hour)	Vacuum/Pressure		Fixed Gases				Soil Vapor Concentrations				Comments
			Initial Reading (Inches of H_2O)	Stabilized Reading (Inches of H_2O)	CH_4 (%)	LEL (%)	CO_2 (%)	O_2 (%)	PID (ppmv)	THC (ppmv)	CH_4 (ppmv)	PHC (ppmv)	
VMP-43-30	4/26/2022	13:21	-1.46	-1.36	0.0	0	0.1	20.7	0.0	0.0	0.0	0.0	
VMP-43-30	5/25/2022	13:45	-3.97	-2.43	0.0	0	0.4	20.3	0.0	0.0	0.0	0.0	
VMP-43-30	6/22/2022	13 07	-4.16	-4.01	0.0	0	0.6	20.3	0.0	0.0	0.0	0.0	
VMP-43-30	7/21/2022	09 52	-3.80	-3.80	0.0	0	0.7	20.1	0.0	0.0	0.0	0.0	
VMP-43-30	8/24/2022	12 57	-3.75	-3.71	0.0	0	0.9	20.1	0.0	0.0	0.0	0.0	
VMP-43-30	9/20/2022	14:22	-2.21	-3.36	0.0	0	0.6	20.4	0.0	0.0	0.0	0.0	
VMP-43-30	10/12/2022	13:43	-3.38	-3.37	0.0	0	0.5	20.3	0.0	0.0	0.0	0.0	
VMP-43-30	11/15/2022	11:47	-3.10	-3.13	0.0	0	0.3	20.6	0.0	0.0	0.0	0.0	
VMP-43-30	12/20/2022	10:17	-3.57	-3.20	0.0	0	0.3	20.5	0.0	0.0	0.0	0.0	
VMP-43-30	1/17/2023	13:18	-3.54	-3.48	0.0	0	0.3	20.6	0.0	0.0	0.0	0.0	
VMP-43-30	2/23/2023	08:40	-4.17	-4.33	0.0	0	0.2	20.7	0.0	0.0	0.0	0.0	
VMP-43-30	3/23/2023	11:40	-0.97	-0.95	0.0	0	0.3	20.5	0.0	0.0	0.0	0.0	
VMP-45-10	4/26/2022	10:38	-0.13	0.00	0.0	0	0.4	20.5	0.0	0.0	0.0	0.0	
VMP-45-10	5/25/2022	09 05	0.00	0.00	0.0	0	0.7	20.1	0.0	0.0	0.0	0.0	
VMP-45-10	6/22/2022	12 55	0.27	0.00	0.0	0	1.1	20.0	0.0	0.0	0.0	0.0	
VMP-45-10	7/21/2022	11:43	0.00	0.00	0.0	0	1.4	19.4	0.0	0.0	0.0	0.0	
VMP-45-10	8/24/2022	08:49	0.00	0.00	0.0	0	1.7	19.5	0.0	0.0	0.0	0.0	
VMP-45-10	9/20/2022	11:40	0.00	0.00	0.0	0	1.5	19.8	0.0	0.0	0.0	0.0	
VMP-45-10	10/10/2022	14 03	0.00	0.00	0.0	0	1.8	19.0	0.0	0.0	0.0	0.0	
VMP-45-10	11/15/2022	09:25	0.00	0.00	0.0	0	0.8	20.2	0.0	0.0	0.0	0.0	
VMP-45-10	12/19/2022	14 00	0.00	0.00	0.0	0	0.6	20.4	0.0	0.0	0.0	0.0	
VMP-45-10	1/17/2023	09:45	0.00	0.00	0.0	0	0.3	20.7	0.0	0.0	0.0	0.0	
VMP-45-10	2/22/2023	10 50	0.00	0.00	0.0	0	0.3	20.6	0.0	0.0	0.0	0.0	
VMP-45-10	3/23/2023	08:30	0.00	0.00	0.0	0	0.2	20.8	0.0	0.0	0.0	0.0	
VMP-45-20	4/26/2022	10:39	0.00	0.00	0.0	0	0.7	20.1	0.0	0.0	0.0	0.0	
VMP-45-20	5/25/2022	09 06	0.00	0.00	0.0	0	0.9	19.9	0.0	0.0	0.0	0.0	
VMP-45-20	6/22/2022	12 56	0.00	0.00	0.0	0	1.0	19.9	0.0	0.0	0.0	0.0	
VMP-45-20	7/21/2022	11:44	0.00	0.00	0.0	0	1.4	19.2	0.0	0.0	0.0	0.0	
VMP-45-20	8/24/2022	08 50	0.00	0.00	0.0	0	1.5	19.6	0.0	0.0	0.0	0.0	
VMP-45-20	9/20/2022	11:41	0.00	0.00	0.0	0	1.5	19.6	0.0	0.0	0.0	0.0	
VMP-45-20	9/20/2022	11:41	NM	NM	0.0	0	1.5	19.5	0.0	0.0	0.0	0.0	Duplicate sample.
VMP-45-20	10/10/2022	14 04	0.00	0.00	0.0	0	1.5	19.3	0.0	0.0	0.0	0.0	
VMP-45-20	11/15/2022	09:26	0.00	0.00	0.0	0	1.1	20.0	0.0	0.0	0.0	0.0	
VMP-45-20	12/19/2022	14 01	0.00	0.00	0.0	0	0.9	20.2	0.0	0.0	0.0	0.0	
VMP-45-20	1/17/2023	09:46	0.00	0.00	0.0	0	0.8	20.3	0.0	0.0	0.0	0.0	
VMP-45-20	2/22/2023	10 51	0.00	0.00	0.0	0	0.6	20.3	0.0	0.0	0.0	0.0	
VMP-45-20	3/23/2023	08:31	0.00	0.00	0.0	0	0.6	20.5	0.0	0.0	0.0	0.0	
VMP-45-20	3/23/2023	08:31	NM	NM	0.0	0	0.6	20.5	0.0	0.0	0.0	0.0	Duplicate sample.

TABLE 9
SVE SYSTEM MONTHLY MONITORING - VMP SAMPLING DATA

Sample ID	Date	Initial Reading Time (24-Hour)	Vacuum/Pressure		Fixed Gases				Soil Vapor Concentrations				Comments
			Initial Reading (Inches of H_2O)	Stabilized Reading (Inches of H_2O)	CH_4 (%)	LEL (%)	CO_2 (%)	O_2 (%)	PID (ppmv)	THC (ppmv)	CH_4 (ppmv)	PHC (ppmv)	
VMP-45-30	4/26/2022	10:40	0.00	0.00	0.0	0	0.3	20.6	0.0	0.0	0.0	0.0	
VMP-45-30	5/25/2022	09 07	-0.21	0.00	0.0	0	0.7	20.0	0.0	0.0	0.0	0.0	
VMP-45-30	6/22/2022	12 57	0.00	0.00	0.0	0	0.6	20.2	0.0	0.0	0.0	0.0	
VMP-45-30	7/21/2022	11:45	0.00	0.00	0.0	0	0.7	19.9	0.0	0.0	0.0	0.0	
VMP-45-30	8/24/2022	08 51	0.00	0.00	0.0	0	0.7	20.3	0.0	0.0	0.0	0.0	
VMP-45-30	9/20/2022	11:42	0.00	0.00	0.0	0	0.7	20.2	0.0	0.0	0.0	0.0	
VMP-45-30	10/10/2022	14 05	0.00	0.00	0.0	0	0.9	19.7	0.0	0.0	0.0	0.0	
VMP-45-30	11/15/2022	09:27	0.00	0.00	0.0	0	0.7	20.3	0.0	0.0	0.0	0.0	
VMP-45-30	12/19/2022	14 02	0.00	0.00	0.0	0	0.4	20.5	0.0	0.0	0.0	0.0	
VMP-45-30	12/19/2022	14 02	NM	NM	0.0	0	0.4	20.6	0.0	0.0	0.0	0.0	Duplicate sample.
VMP-45-30	1/17/2023	09:47	0.00	0.00	0.0	0	0.2	20.7	0.0	0.0	0.0	0.0	
VMP-45-30	2/22/2023	10 52	0.00	0.00	0.0	0	0.4	20.6	0.0	0.0	0.0	0.0	
VMP-45-30	3/23/2023	08:32	0.00	0.00	0.0	0	0.1	20.8	0.0	0.0	0.0	0.0	
VMP-46-10	4/25/2022	11:30	-0.14	0.00	0.0	0	0.1	20.6	0.0	0.0	0.0	0.0	
VMP-46-10	5/24/2022	12:20	0.00	0.00	0.0	0	0.0	20.9	0.0	0.0	0.0	0.0	
VMP-46-10	6/21/2022	08 03	NM	NM	NM	NM	NM	NM	NM	NM	NM	NM	Inaccessible due to construction activities.
VMP-46-10	7/20/2022	09:10	-0.12	-0.12	0.0	0	0.0	20.9	0.0	0.0	0.0	0.0	
VMP-46-10	8/23/2022	11:40	NM	NM	NM	NM	NM	NM	NM	NM	NM	NM	Inaccessible due to construction activities.
VMP-46-10	9/20/2022	00 00	NM	NM	NM	NM	NM	NM	NM	NM	NM	NM	Inaccessible due to construction activities.
VMP-46-10	10/11/2022	11:10	-0.17	0.00	0.0	0	0.1	20.8	0.0	0.0	0.0	0.0	
VMP-46-10	11/14/2022	11:10	0.00	0.00	0.0	0	0.0	20.9	0.0	0.0	0.0	0.0	
VMP-46-10	12/19/2022	10 06	0.00	0.00	0.0	0	0.0	20.9	0.0	0.0	0.0	0.0	
VMP-46-10	12/19/2022	10 06	NM	NM	0.0	0	0.0	20.9	0.0	0.0	0.0	0.0	Duplicate sample.
VMP-46-10	1/16/2023	11 50	-7.25	-0.89	0.0	0	0.0	20.9	0.0	0.0	0.0	0.0	
VMP-46-10	2/22/2023	10:45	-0.47	0.00	0.0	0	0.0	20.9	0.0	0.0	0.0	0.0	
VMP-46-10	3/22/2023	12 07	0.31	0.12	0.0	0	0.0	20.9	0.0	0.0	0.0	0.0	
VMP-46-20	4/25/2022	11:31	-0.18	-0.18	0.0	0	0.1	20.7	0.0	0.0	0.0	0.0	
VMP-46-20	5/24/2022	12:21	-0.12	-0.12	0.0	0	0.0	20.9	0.0	0.0	0.0	0.0	
VMP-46-20	6/21/2022	08 04	NM	NM	NM	NM	NM	NM	NM	NM	NM	NM	Inaccessible due to construction activities.
VMP-46-20	7/20/2022	09:11	-0.13	-0.13	0.0	0	0.1	20.8	0.0	0.0	0.0	0.0	
VMP-46-20	8/23/2022	11:40	NM	NM	NM	NM	NM	NM	NM	NM	NM	NM	Inaccessible due to construction activities.
VMP-46-20	9/20/2022	00 00	NM	NM	NM	NM	NM	NM	NM	NM	NM	NM	Inaccessible due to construction activities.
VMP-46-20	10/11/2022	11:11	-0.32	-0.28	0.0	0	0.1	20.7	0.0	0.0	0.0	0.0	
VMP-46-20	10/11/2022	11:11	NM	NM	0.0	0	0.1	20.7	0.0	0.0	0.0	0.0	Duplicate sample.
VMP-46-20	11/14/2022	11:11	0.00	0.00	0.0	0	0.0	20.9	0.0	0.0	0.0	0.0	
VMP-46-20	12/19/2022	10 08	-0.13	-0.10	0.0	0	0.0	20.9	0.0	0.0	0.0	0.0	
VMP-46-20	1/16/2023	11 51	0.00	0.00	0.0	0	0.0	20.9	0.0	0.0	0.0	0.0	
VMP-46-20	2/22/2023	10:46	0.00	0.00	0.0	0	0.0	20.9	0.0	0.0	0.0	0.0	
VMP-46-20	3/22/2023	12 05	0.00	0.00	0.0	0	0.0	20.9	0.0	0.0	0.0	0.0	

TABLE 9
SVE SYSTEM MONTHLY MONITORING - VMP SAMPLING DATA

Sample ID	Date	Initial Reading Time (24-Hour)	Vacuum/Pressure		Fixed Gases				Soil Vapor Concentrations				Comments
			Initial Reading (Inches of H_2O)	Stabilized Reading (Inches of H_2O)	CH_4 (%)	LEL (%)	CO_2 (%)	O_2 (%)	PID (ppmv)	THC (ppmv)	CH_4 (ppmv)	PHC (ppmv)	
VMP-46-30	4/25/2022	11:32	-0.16	0.00	0.0	0	0.1	20.7	0.0	0.0	0.0	0.0	
VMP-46-30	5/24/2022	12:22	-0.19	-0.10	0.0	0	0.0	20.9	0.0	0.0	0.0	0.0	
VMP-46-30	6/21/2022	08 05	NM	NM	NM	NM	NM	NM	NM	NM	NM	NM	Inaccessible due to construction activities.
VMP-46-30	7/20/2022	09:12	-0.16	-0.16	0.0	0	0.1	20.8	0.0	0.8	0.8	0.0	
VMP-46-30	8/23/2022	11:40	NM	NM	NM	NM	NM	NM	NM	NM	NM	NM	Inaccessible due to construction activities.
VMP-46-30	9/20/2022	00 00	NM	NM	NM	NM	NM	NM	NM	NM	NM	NM	Inaccessible due to construction activities.
VMP-46-30	10/11/2022	11:12	-0.21	-0.16	0.0	0	0.1	20.7	0.0	0.0	0.0	0.0	
VMP-46-30	11/14/2022	11:12	-0.09	0.00	0.0	0	0.0	20.9	0.0	0.0	0.0	0.0	
VMP-46-30	12/19/2022	10:10	-0.15	-0.12	0.0	0	0.0	20.9	0.0	0.0	0.0	0.0	
VMP-46-30	1/16/2023	11 52	0.00	0.00	0.0	0	0.0	20.9	0.0	0.0	0.0	0.0	
VMP-46-30	1/16/2023	11 52	NM	NM	0.0	0	0.0	20.9	0.0	0.0	0.0	0.0	Duplicate sample.
VMP-46-30	2/22/2023	10:47	0.00	0.00	0.0	0	0.0	20.9	0.0	0.0	0.0	0.0	
VMP-46-30	3/22/2023	12 06	0.00	0.00	0.0	0	0.0	20.9	0.0	0.0	0.0	0.0	
VMP-47-5	4/26/2022	08 50	0.00	0.00	0.0	0	0.6	20.4	0.0	0.0	0.0	0.0	
VMP-47-5	5/25/2022	09 04	0.00	0.00	0.0	0	0.7	20.1	0.0	0.0	0.0	0.0	
VMP-47-5	6/21/2022	11:40	0.00	0.00	0.0	0	1.5	19.8	0.0	0.0	0.0	0.0	
VMP-47-5	7/20/2022	12:40	0.00	0.00	0.0	0	1.7	19.4	0.0	0.0	0.0	0.0	
VMP-47-5	8/24/2022	08 00	-0.09	0.00	0.0	0	1.8	19.8	0.0	0.0	0.0	0.0	
VMP-47-5	9/21/2022	11 55	0.00	0.00	0.0	0	1.3	19.6	0.0	0.0	0.0	0.0	
VMP-47-5	10/12/2022	09:21	0.00	0.00	0.0	0	1.0	19.7	0.0	0.0	0.0	0.0	
VMP-47-5	11/15/2022	11 00	-0.10	-0.20	0.0	0	0.3	20.6	0.0	0.0	0.0	0.0	
VMP-47-5	12/19/2022	13 54	0.00	0.00	0.0	0	0.4	20.4	0.0	0.0	0.0	0.0	
VMP-47-5	1/17/2023	10:30	0.00	0.00	0.0	0	0.3	20.7	0.0	0.0	0.0	0.0	
VMP-47-5	2/23/2023	09:15	-0.16	0.00	0.0	0	0.2	20.8	0.0	0.0	0.0	0.0	
VMP-47-5	3/22/2023	08:32	0.00	0.00	0.0	0	0.3	20.6	0.0	0.0	0.0	0.0	
VMP-47-10	4/26/2022	08 51	-0.21	-0.17	0.0	0	1.0	20.1	0.0	0.0	0.0	0.0	
VMP-47-10	5/25/2022	09 05	-0.23	-0.16	0.0	0	1.5	19.9	0.0	0.0	0.0	0.0	
VMP-47-10	6/21/2022	11:41	-0.13	-0.09	0.0	0	1.7	19.6	0.0	0.0	0.0	0.0	
VMP-47-10	7/20/2022	12:41	-0.11	-0.10	0.0	0	2.1	19.2	0.0	0.0	0.0	0.0	
VMP-47-10	8/24/2022	08 01	-0.20	-0.16	0.0	0	2.4	19.2	0.0	0.0	0.0	0.0	
VMP-47-10	9/21/2022	11 56	0.00	0.00	0.0	0	1.9	19.3	0.0	0.0	0.0	0.0	
VMP-47-10	10/12/2022	09:22	-0.14	0.00	0.0	0	1.7	19.5	0.0	0.0	0.0	0.0	
VMP-47-10	11/15/2022	11 01	-0.23	0.00	0.0	0	1.2	20.0	0.0	0.0	0.0	0.0	
VMP-47-10	12/19/2022	13 56	0.00	-0.09	0.0	0	0.9	20.0	0.0	0.0	0.0	0.0	
VMP-47-10	1/17/2023	10:31	-0.15	-0.09	0.0	0	0.7	20.5	0.0	0.0	0.0	0.0	
VMP-47-10	2/23/2023	09:16	-0.16	-0.13	0.0	0	0.6	20.4	0.0	0.0	0.0	0.0	
VMP-47-10	3/22/2023	08:33	-0.20	-0.16	0.0	0	0.7	20.3	0.0	0.0	0.0	0.0	

SEE LAST PAGE OF TABLE FOR NOTES

TABLE 9
SVE SYSTEM MONTHLY MONITORING - VMP SAMPLING DATA

Sample ID	Date	Initial Reading Time (24-Hour)	Vacuum/Pressure		Fixed Gases				Soil Vapor Concentrations				Comments
			Initial Reading (Inches of H_2O)	Stabilized Reading (Inches of H_2O)	CH_4 (%)	LEL (%)	CO_2 (%)	O_2 (%)	PID (ppmv)	THC (ppmv)	CH_4 (ppmv)	PHC (ppmv)	
VMP-47-20	4/26/2022	08 52	-1.66	-1.62	0.0	0	0.9	20.1	0.0	0.0	0.0	0.0	
VMP-47-20	5/25/2022	09 06	-1.37	-1.41	0.0	0	1.4	19.9	0.0	0.0	0.0	0.0	
VMP-47-20	6/21/2022	11:42	-1.23	-1.17	0.0	0	1.8	19.4	0.0	0.0	0.0	0.0	
VMP-47-20	6/21/2022	11:42	NM	NM	0.0	0	1.8	19.4	0.0	0.0	0.0	0.0	Duplicate sample.
VMP-47-20	7/20/2022	12:42	-1.15	-1.15	0.0	0	2.2	19.0	0.0	0.0	0.0	0.0	
VMP-47-20	8/24/2022	08 02	-1.39	-1.38	0.0	0	2.7	19.0	0.0	0.0	0.0	0.0	
VMP-47-20	8/24/2022	08 02	NM	NM	0.0	0	2.8	18.9	0.0	0.0	0.0	0.0	Duplicate sample.
VMP-47-20	9/21/2022	11 57	-0.81	-0.89	0.0	0	2.0	19.2	0.0	0.0	0.0	0.0	
VMP-47-20	10/12/2022	09:23	-1.07	-0.65	0.0	0	1.5	19.6	0.0	0.0	0.0	0.0	
VMP-47-20	11/15/2022	11 02	-0.84	-0.75	0.0	0	1.4	19.8	0.0	0.0	0.0	0.0	
VMP-47-20	12/19/2022	13 58	-0.63	-0.77	0.0	0	1.0	20.1	0.0	0.0	0.0	0.0	
VMP-47-20	1/17/2023	10:32	-1.31	0.00	0.0	0	0.6	20.5	0.0	0.0	0.0	0.0	
VMP-47-20	2/23/2023	09:17	-1.58	-1.68	0.0	0	0.5	20.5	0.0	0.0	0.0	0.0	
VMP-47-20	3/22/2023	08:34	-1.11	-1.17	0.0	0	0.7	20.3	0.0	0.0	0.0	0.0	
VMP-47-30	4/26/2022	08 53	-1.78	-1.73	0.0	0	1.0	20.0	0.0	0.0	0.0	0.0	
VMP-47-30	5/25/2022	09 07	-1.39	-1.46	0.0	0	1.1	19.9	0.0	0.0	0.0	0.0	
VMP-47-30	6/21/2022	11:43	-1.28	-1.20	0.0	0	1.0	19.6	0.0	0.0	0.0	0.0	
VMP-47-30	7/20/2022	12:43	-1.18	-1.17	0.0	0	1.1	19.3	0.0	0.0	0.0	0.0	
VMP-47-30	8/24/2022	08 03	-1.48	-1.46	0.0	0	1.1	19.6	0.0	0.0	0.0	0.0	
VMP-47-30	9/21/2022	11 58	-0.93	-0.89	0.0	0	2.0	18.4	0.0	0.0	0.0	0.0	
VMP-47-30	10/12/2022	09:24	-1.11	-0.60	0.0	0	2.2	18.6	0.0	0.0	0.0	0.0	
VMP-47-30	11/15/2022	11 03	-0.86	-0.76	0.0	0	2.3	19.1	0.0	0.0	0.0	0.0	
VMP-47-30	12/19/2022	14 00	-0.61	-0.71	0.0	0	2.2	19.2	0.0	0.0	0.0	0.0	
VMP-47-30	1/17/2023	10:33	-1.44	-1.37	0.0	0	2.0	19.7	0.0	0.0	0.0	0.0	
VMP-47-30	1/17/2023	10:33	NM	NM	0.0	0	2.0	19.6	0.0	0.0	0.0	0.0	Duplicate sample.
VMP-47-30	2/23/2023	09:18	-2.01	-2.04	0.0	0	1.8	19.8	0.0	0.0	0.0	0.0	
VMP-47-30	3/22/2023	08:35	-1.20	-1.19	0.0	0	1.6	19.9	0.0	0.0	0.0	0.0	
VMP-48-5	4/26/2022	11 00	0.00	-0.41	0.0	0	1.3	18.7	0.0	0.0	0.0	0.0	
VMP-48-5	5/25/2022	10 57	0.00	0.00	0.0	0	2.6	17.9	0.0	0.0	0.0	0.0	
VMP-48-5	6/21/2022	13:40	0.00	0.00	0.0	0	3.6	17.8	0.0	0.0	0.0	0.0	
VMP-48-5	7/20/2022	13 50	0.00	0.00	0.0	0	4.2	16.5	0.0	0.0	0.0	0.0	
VMP-48-5	8/24/2022	09 00	0.00	0.00	0.0	0	3.7	18.2	0.0	0.0	0.0	0.0	
VMP-48-5	9/21/2022	11:10	0.00	0.00	0.0	0	2.9	18.5	0.0	0.0	0.0	0.0	
VMP-48-5	9/21/2022	11:10	NM	NM	0.0	0	2.8	18.6	0.0	0.0	0.0	0.0	Duplicate sample.
VMP-48-5	10/12/2022	10:15	0.00	0.00	0.0	0	1.9	19.3	0.0	0.0	0.0	0.0	
VMP-48-5	11/15/2022	09:40	0.00	0.00	0.0	0	0.7	20.3	0.0	0.0	0.0	0.0	
VMP-48-5	12/20/2022	09:16	0.00	0.00	0.0	0	0.6	20.4	0.0	0.0	0.0	0.0	
VMP-48-5	1/17/2023	12:10	0.00	0.00	0.0	0	0.4	20.6	0.0	0.0	0.0	0.0	
VMP-48-5	2/23/2023	10:15	0.60	0.00	0.0	0	0.4	20.0	0.0	0.0	0.0	0.0	
VMP-48-5	3/23/2023	10:28	0.00	0.00	0.0	0	0.6	20.4	0.0	0.0	0.0	0.0	

TABLE 9
SVE SYSTEM MONTHLY MONITORING - VMP SAMPLING DATA

Sample ID	Date	Initial Reading Time (24-Hour)	Vacuum/Pressure		Fixed Gases				Soil Vapor Concentrations				Comments
			Initial Reading (Inches of H_2O)	Stabilized Reading (Inches of H_2O)	CH_4 (%)	LEL (%)	CO_2 (%)	O_2 (%)	PID (ppmv)	THC (ppmv)	CH_4 (ppmv)	PHC (ppmv)	
VMP-48-10	4/26/2022	11 01	-0.94	-0.35	0.0	0	0.9	19.4	0.0	0.0	0.0	0.0	
VMP-48-10	5/25/2022	10 58	-0.21	-0.21	0.0	0	2.2	18.6	0.0	0.0	0.0	0.0	
VMP-48-10	6/21/2022	13:41	-0.10	-0.17	0.0	0	2.9	18.6	0.0	0.0	0.0	0.0	
VMP-48-10	7/20/2022	13 51	0.00	-0.12	0.0	0	3.2	17.7	0.0	0.0	0.0	0.0	
VMP-48-10	8/24/2022	09 01	-0.16	-0.14	0.0	0	3.3	18.5	0.0	0.0	0.0	0.0	
VMP-48-10	9/21/2022	11:11	0.00	-0.12	0.0	0	2.5	18.9	0.0	0.0	0.0	0.0	
VMP-48-10	10/12/2022	10:16	-0.13	0.00	0.0	0	1.8	19.5	0.0	0.0	0.0	0.0	
VMP-48-10	11/15/2022	09:41	-0.11	-0.10	0.0	0	1.1	20.1	0.0	0.0	0.0	0.0	
VMP-48-10	12/20/2022	09:18	-0.13	-0.11	0.0	0	0.7	20.3	0.0	0.0	0.0	0.0	
VMP-48-10	1/17/2023	12:11	0.00	-0.27	0.0	0	0.5	20.5	0.0	0.0	0.0	0.0	
VMP-48-10	2/23/2023	10:16	-0.56	-0.18	0.0	0	0.4	20.3	0.0	0.0	0.0	0.0	
VMP-48-10	3/23/2023	10:29	-0.23	0.00	0.0	0	0.6	20.5	0.0	0.0	0.0	0.0	
VMP-48-20	4/26/2022	11 02	-0.14	-0.17	0.0	0	0.6	20.2	0.0	0.0	0.0	0.0	
VMP-48-20	5/25/2022	10 59	-1.31	0.00	0.0	0	0.4	20.5	0.0	0.0	0.0	0.0	
VMP-48-20	6/21/2022	13:42	0.00	0.00	0.0	0	0.0	20.9	0.0	0.0	0.0	0.0	
VMP-48-20	6/22/2022	13:20	0.00	NM	0.0	0	0.0	20.9	0.0	0.0	0.0	0.0	Re-sampled to confirm initial sample results.
VMP-48-20	7/20/2022	13 52	0.00	0.00	0.0	0	0.0	20.9	0.7	0.0	0.0	0.0	
VMP-48-20	8/24/2022	09 02	-0.17	-0.15	0.0	0	2.3	18.2	0.0	0.0	0.0	0.0	
VMP-48-20	9/21/2022	11:12	0.00	-0.13	0.0	0	3.4	17.9	0.0	0.0	0.0	0.0	
VMP-48-20	10/12/2022	10:17	-0.15	0.00	0.0	0	3.6	18.4	0.0	0.0	0.0	0.0	
VMP-48-20	11/15/2022	09:42	-0.14	-0.10	0.0	0	2.5	19.4	0.0	0.0	0.0	0.0	
VMP-48-20	12/20/2022	09:20	-0.14	-0.16	0.0	0	1.9	19.7	0.0	0.0	0.0	0.0	
VMP-48-20	1/17/2023	12:12	-0.15	-0.14	0.0	0	1.7	19.7	0.0	0.0	0.0	0.0	
VMP-48-20	2/23/2023	10:17	-0.54	-0.20	0.0	0	1.4	20.1	0.0	0.0	0.0	0.0	
VMP-48-20	3/23/2023	10:30	-0.74	0.00	0.0	0	1.2	20.1	0.0	0.0	0.0	0.0	
VMP-48-30	4/26/2022	11 03	-0.82	-0.75	0.0	0	1.2	20.1	0.0	0.0	0.0	0.0	
VMP-48-30	5/25/2022	11 00	-1.38	-1.54	0.0	0	2.4	19.0	0.0	0.0	0.0	0.0	
VMP-48-30	6/21/2022	13:43	-0.96	-1.06	0.0	0	1.6	19.2	0.0	0.0	0.0	0.0	
VMP-48-30	7/20/2022	13 53	-0.44	-0.59	0.0	0	1.1	19.5	0.0	0.0	0.0	0.0	
VMP-48-30	8/24/2022	09 03	-1.80	-1.75	0.0	0	2.7	17.9	0.8	6.2	0.0	6.2	
VMP-48-30	8/24/2022	11 05	-1.35	NM	0.0	0	3.2	17.3	0.8	6.8	0.0	6.8	Re-sampled to confirm initial results.
VMP-48-30	9/21/2022	11:13	-1.59	-1.56	0.0	0	3.6	16.6	0.0	0.0	0.0	0.0	
VMP-48-30	10/12/2022	10:18	-1.67	-1.23	0.0	0	4.1	16.8	0.0	0.0	0.0	0.0	
VMP-48-30	11/15/2022	09:43	-1.59	-1.54	0.0	0	3.9	17.8	0.0	0.0	0.0	0.0	
VMP-48-30	11/15/2022	09:43	NM	NM	0.0	0	3.9	17.8	0.0	0.0	0.0	0.0	Duplicate sample.
VMP-48-30	12/20/2022	09:22	-0.13	-1.75	0.0	0	3.8	18.0	0.0	0.0	0.0	0.0	
VMP-48-30	1/17/2023	12:13	-1.52	-1.53	0.0	0	3.6	18.4	0.0	0.0	0.0	0.0	
VMP-48-30	2/23/2023	10:18	-2.31	-2.29	0.0	0	3.1	18.9	0.0	0.0	0.0	0.0	
VMP-48-30	3/23/2023	10:31	-1.93	-1.83	0.0	0	2.5	19.4	0.0	0.0	0.0	0.0	

SEE LAST PAGE OF TABLE FOR NOTES

TABLE 9
SVE SYSTEM MONTHLY MONITORING - VMP SAMPLING DATA

Sample ID	Date	Initial Reading Time (24-Hour)	Vacuum/Pressure		Fixed Gases				Soil Vapor Concentrations				Comments
			Initial Reading (Inches of H_2O)	Stabilized Reading (Inches of H_2O)	CH_4 (%)	LEL (%)	CO_2 (%)	O_2 (%)	PID (ppmv)	THC (ppmv)	CH_4 (ppmv)	PHC (ppmv)	
VMP-49-5	4/26/2022	12:10	-0.18	-0.19	0.0	0	0.9	19.9	0.0	0.0	0.0	0.0	
VMP-49-5	5/25/2022	13 04	-0.10	0.00	0.0	0	1.0	19.6	0.0	0.0	0.0	0.0	
VMP-49-5	6/22/2022	10:20	-0.25	-0.33	0.0	0	1.5	19.6	0.0	0.0	0.0	0.0	
VMP-49-5	7/21/2022	09:20	0.00	0.00	0.0	0	1.0	19.9	0.0	0.0	0.0	0.0	
VMP-49-5	8/24/2022	09:40	0.00	0.00	0.0	0	0.7	20.2	0.0	0.0	0.0	0.0	
VMP-49-5	9/21/2022	09:25	0.00	0.00	0.0	0	0.2	20.7	0.0	0.0	0.0	0.0	
VMP-49-5	10/12/2022	13:10	-0.24	-0.20	0.0	0	1.1	19.9	0.2	4.3	0.0	4.3	
VMP-49-5	11/15/2022	12:45	-0.42	-0.15	0.0	0	1.2	19.8	0.0	0.0	0.0	0.0	
VMP-49-5	12/20/2022	10:34	-0.30	-0.15	0.0	0	0.8	20.2	0.0	0.0	0.0	0.0	
VMP-49-5	1/17/2023	13:10	-0.25	-0.28	0.0	0	0.7	20.5	0.0	0.0	0.0	0.0	
VMP-49-5	2/23/2023	08 06	-0.45	-0.41	0.0	0	0.5	20.6	0.0	0.0	0.0	0.0	
VMP-49-5	3/23/2023	11:30	-0.43	-0.34	0.0	0	0.6	20.6	0.0	0.0	0.0	0.0	
VMP-49-10	4/26/2022	12:11	-0.16	-0.14	0.0	0	1.5	18.6	0.0	0.0	0.0	0.0	
VMP-49-10	5/25/2022	13 05	-0.11	0.00	0.0	0	2.3	18.1	0.0	0.0	0.0	0.0	
VMP-49-10	6/22/2022	10:21	-0.09	0.00	0.0	0	1.0	20.0	0.0	0.0	0.0	0.0	
VMP-49-10	7/21/2022	09:21	0.00	0.00	0.0	0	1.0	19.9	0.0	0.0	0.0	0.0	
VMP-49-10	8/24/2022	09:41	-0.23	-0.21	0.0	0	3.5	18.2	0.0	0.0	0.0	0.0	
VMP-49-10	9/21/2022	09:26	0.23	-0.12	0.0	0	2.6	18.8	0.0	0.0	0.0	0.0	
VMP-49-10	10/12/2022	13:11	-0.16	-0.14	0.0	0	2.4	19.0	0.0	0.0	0.0	0.0	
VMP-49-10	11/15/2022	12:46	0.00	-0.13	0.0	0	1.6	19.3	0.0	0.0	0.0	0.0	
VMP-49-10	12/20/2022	10:36	-0.14	-0.12	0.0	0	0.7	20.2	0.0	0.0	0.0	0.0	
VMP-49-10	1/17/2023	13:11	-0.42	-0.30	0.0	0	0.6	20.4	0.0	0.0	0.0	0.0	
VMP-49-10	2/23/2023	08 07	-0.39	-0.36	0.0	0	0.4	20.6	0.0	0.0	0.0	0.0	
VMP-49-10	3/23/2023	11:31	-0.37	-0.30	0.0	0	0.5	20.5	0.0	0.0	0.0	0.0	
VMP-49-20	4/26/2022	12:12	0.00	0.00	0.0	0	1.6	18.4	0.0	0.0	0.0	0.0	
VMP-49-20	5/25/2022	13 06	0.00	0.00	0.0	0	2.6	17.6	0.0	0.0	0.0	0.0	
VMP-49-20	6/22/2022	10:22	0.00	0.00	0.0	0	3.3	18.1	0.0	0.0	0.0	0.0	
VMP-49-20	7/21/2022	09:22	-0.17	0.00	0.0	0	2.9	18.2	0.0	0.0	0.0	0.0	
VMP-49-20	8/24/2022	09:42	0.00	0.00	0.0	0	2.5	19.0	0.0	0.0	0.0	0.0	
VMP-49-20	9/21/2022	09:27	0.00	0.00	0.0	0	0.3	20.6	0.0	0.0	0.0	0.0	
VMP-49-20	9/21/2022	09:27	NM	NM	0.0	0	0.2	20.5	0.0	0.0	0.0	0.0	Duplicate sample.
VMP-49-20	10/12/2022	13:12	0.00	0.00	0.0	0	0.7	20.1	0.0	0.0	0.0	0.0	
VMP-49-20	11/15/2022	12:47	-0.11	0.00	0.0	0	0.7	20.0	0.0	0.0	0.0	0.0	
VMP-49-20	11/15/2022	12:47	NM	NM	0.0	0	0.7	20.2	0.0	0.0	0.0	0.0	Duplicate sample.
VMP-49-20	12/20/2022	10:38	0.00	0.00	0.0	0	0.2	20.6	0.0	0.0	0.0	0.0	
VMP-49-20	1/17/2023	13:12	0.00	0.00	0.0	0	0.3	20.7	0.0	0.0	0.0	0.0	
VMP-49-20	2/23/2023	08 08	0.00	0.00	0.0	0	0.3	20.7	0.0	0.0	0.0	0.0	
VMP-49-20	3/23/2023	11:32	0.00	0.00	0.0	0	0.3	20.7	0.0	0.0	0.0	0.0	

TABLE 9
SVE SYSTEM MONTHLY MONITORING - VMP SAMPLING DATA

Sample ID	Date	Initial Reading Time (24-Hour)	Vacuum/Pressure		Fixed Gases				Soil Vapor Concentrations				Comments
			Initial Reading (Inches of H_2O)	Stabilized Reading (Inches of H_2O)	CH_4 (%)	LEL (%)	CO_2 (%)	O_2 (%)	PID (ppmv)	THC (ppmv)	CH_4 (ppmv)	PHC (ppmv)	
VMP-49-30	4/26/2022	12:13	-0.25	-0.37	0.0	0	0.6	20.2	0.0	0.0	0.0	0.0	
VMP-49-30	5/25/2022	13 07	-0.18	-0.09	0.0	0	0.5	20.3	0.0	0.0	0.0	0.0	
VMP-49-30	6/22/2022	10:23	-0.62	-0.69	0.0	0	0.8	20.1	0.0	0.0	0.0	0.0	
VMP-49-30	7/21/2022	09:23	-0.74	-0.65	0.0	0	1.0	20.0	0.0	0.0	0.0	0.0	
VMP-49-30	8/24/2022	09:43	-0.82	-0.14	0.0	0	0.5	20.2	0.0	0.0	0.0	0.0	
VMP-49-30	9/21/2022	09:28	0.00	-0.49	0.0	0	0.8	20.3	5.3	10.4	0.0	10.4	Silicone tubing damaged upon arrival. Surface run-off may have entered port. Tubing replaced.
VMP-49-30	10/12/2022	13:13	-0.52	-0.51	0.0	0	2.5	18.8	0.8	5.3	0.0	5.3	
VMP-49-30	11/15/2022	12:48	-0.40	-0.39	0.0	0	0.6	20.3	0.0	0.0	0.0	0.0	
VMP-49-30	12/20/2022	10:40	-0.55	-0.52	0.0	0	0.6	20.4	0.0	0.0	0.0	0.0	
VMP-49-30	1/17/2023	13:13	-0.58	-0.64	0.0	0	0.5	20.6	0.0	0.0	0.0	0.0	
VMP-49-30	2/23/2023	08 09	-1.08	-1.02	0.0	0	0.5	20.6	0.0	0.0	0.0	0.0	
VMP-49-30	2/23/2023	08 09	NM	NM	0.0	0	0.5	20.6	0.0	0.0	0.0	0.0	Duplicate sample.
VMP-49-30	3/23/2023	11:33	-0.85	-0.74	0.0	0	0.5	20.6	0.0	0.0	0.0	0.0	
VMP-50-5	4/26/2022	12:42	0.00	0.00	0.0	0	1.2	19.3	0.0	0.0	0.0	0.0	
VMP-50-5	5/25/2022	10:30	-0.21	0.00	0.0	0	2.7	16.8	0.0	0.0	0.0	0.0	
VMP-50-5	6/22/2022	13 55	0.00	0.00	0.0	0	5.1	12.9	0.0	0.0	0.0	0.0	
VMP-50-5	7/21/2022	11:10	0.00	0.00	0.0	0	7.7	10.8	0.0	0.0	0.0	0.0	
VMP-50-5	8/24/2022	13 53	0.00	0.00	0.0	0	7.9	11.0	0.0	0.0	0.0	0.0	
VMP-50-5	9/20/2022	14 00	0.00	0.00	0.0	0	7.7	11.5	0.0	0.0	0.0	0.0	
VMP-50-5	10/12/2022	14:18	0.00	0.00	0.0	0	6.6	13.9	0.0	0.0	0.0	0.0	
VMP-50-5	11/15/2022	11:20	0.00	0.00	0.0	0	3.6	17.7	0.0	0.0	0.0	0.0	
VMP-50-5	12/20/2022	09:35	0.00	0.00	0.0	0	2.3	18.6	0.0	0.0	0.0	0.0	
VMP-50-5	1/17/2023	12:11	0.00	0.00	0.0	0	2.2	18.6	0.0	0.0	0.0	0.0	
VMP-50-5	2/22/2023	13:13	0.00	0.00	0.0	0	2.5	18.1	0.0	0.0	0.0	0.0	
VMP-50-5	3/23/2023	10:19	0.00	0.00	0.0	0	2.0	19.0	0.0	0.0	0.0	0.0	
VMP-50-10	4/26/2022	12:43	0.00	0.00	0.0	0	2.2	18.4	0.0	0.0	0.0	0.0	
VMP-50-10	5/25/2022	10:31	0.00	0.00	0.0	0	2.5	17.8	0.0	0.0	0.0	0.0	
VMP-50-10	6/22/2022	13 56	0.00	0.00	0.0	0	2.9	16.6	0.0	0.0	0.0	0.0	
VMP-50-10	7/21/2022	11:11	0.00	0.00	0.0	0	4.1	14.9	0.0	0.0	0.0	0.0	
VMP-50-10	8/24/2022	13 54	0.00	0.00	0.0	0	5.0	13.7	0.0	0.0	0.0	0.0	
VMP-50-10	9/20/2022	14 01	0.00	0.00	0.0	0	5.0	14.3	0.0	0.0	0.0	0.0	
VMP-50-10	10/12/2022	14:19	0.00	0.00	0.0	0	6.0	13.5	0.0	0.0	0.0	0.0	
VMP-50-10	11/15/2022	11:21	0.00	0.00	0.0	0	5.3	15.3	0.0	0.0	0.0	0.0	
VMP-50-10	12/20/2022	09:36	0.00	0.00	0.0	0	4.4	16.2	0.0	0.0	0.0	0.0	
VMP-50-10	1/17/2023	12:12	0.00	0.00	0.0	0	3.9	16.7	0.0	0.0	0.0	0.0	
VMP-50-10	2/22/2023	13:14	0.00	0.00	0.0	0	3.5	17.2	0.0	0.0	0.0	0.0	
VMP-50-10	3/23/2023	10:20	0.00	0.00	0.0	0	3.8	16.8	0.0	0.0	0.0	0.0	

TABLE 9
SVE SYSTEM MONTHLY MONITORING - VMP SAMPLING DATA

Sample ID	Date	Initial Reading Time (24-Hour)	Vacuum/Pressure		Fixed Gases				Soil Vapor Concentrations				Comments
			Initial Reading (Inches of H_2O)	Stabilized Reading (Inches of H_2O)	CH_4 (%)	LEL (%)	CO_2 (%)	O_2 (%)	PID (ppmv)	THC (ppmv)	CH_4 (ppmv)	PHC (ppmv)	
VMP-50-20	4/26/2022	12:44	0.00	0.00	0.0	0	3.0	17.0	0.0	0.0	0.0	0.0	
VMP-50-20	5/25/2022	10:32	0.00	0.00	0.0	0	3.3	16.5	0.0	0.0	0.0	0.0	
VMP-50-20	6/22/2022	13 57	-0.14	0.00	0.0	0	3.4	16.3	0.0	0.0	0.0	0.0	
VMP-50-20	7/21/2022	11:12	0.00	0.00	0.0	0	3.5	16.1	0.0	0.0	0.0	0.0	
VMP-50-20	8/24/2022	13 55	0.00	0.00	0.0	0	3.8	15.8	0.0	0.0	0.0	0.0	
VMP-50-20	9/20/2022	14 02	0.13	-1.45	0.0	0	3.0	17.1	0.0	0.0	0.0	0.0	
VMP-50-20	10/12/2022	14:20	0.00	0.00	0.0	0	4.2	15.1	0.0	0.0	0.0	0.0	
VMP-50-20	11/15/2022	11:22	0.00	0.00	0.0	0	4.4	15.6	0.0	0.0	0.0	0.0	
VMP-50-20	12/20/2022	09:37	0.00	0.00	0.0	0	4.8	15.5	0.0	0.0	0.0	0.0	
VMP-50-20	1/17/2023	12:13	0.00	0.00	0.0	0	4.7	15.8	0.0	0.0	0.0	0.0	
VMP-50-20	2/22/2023	13:15	0.00	0.10	0.0	0	4.5	16.0	0.0	0.0	0.0	0.0	
VMP-50-20	3/23/2023	10:21	0.00	0.00	0.0	0	4.5	16.4	0.0	0.0	0.0	0.0	
VMP-50-20	3/23/2023	10:21	NM	NM	0.0	0	4.5	16.3	0.0	0.0	0.0	0.0	Duplicate sample.
VMP-50-30	4/26/2022	12:45	-0.61	-1.62	0.0	0	2.2	18.9	0.1	6.9	4.5	2.4	
VMP-50-30	5/25/2022	10:33	-1.79	-1.69	0.0	0	1.9	19.0	0.5	8.9	4.1	4.8	
VMP-50-30	6/22/2022	13 58	-2.09	-2.13	0.0	0	1.8	18.7	0.5	10.0	5.1	4.9	
VMP-50-30	7/21/2022	11:13	-1.72	-1.63	0.0	0	2.2	18.2	4.3	16.6	7.8	8.8	
VMP-50-30	8/24/2022	13 56	-1.70	-1.66	0.0	0	2.3	17.9	0.7	11.3	8.0	3.3	
VMP-50-30	9/20/2022	14 03	-1.36	-1.34	0.0	0	2.9	17.7	0.5	8.8	5.6	3.2	
VMP-50-30	10/12/2022	14:21	-1.05	0.00	0.0	0	3.4	17.1	0.8	15.5	7.6	7.9	
VMP-50-30	10/12/2022	14:21	NM	NM	0.0	0	3.4	17.2	0.7	14.9	7.5	7.4	Duplicate sample.
VMP-50-30	11/15/2022	11:23	-1.18	-1.14	0.0	0	3.5	17.5	0.8	10.3	7.4	2.9	
VMP-50-30	12/20/2022	09:38	-1.91	-1.91	0.0	0	3.2	17.9	0.1	8.5	7.8	0.7	
VMP-50-30	1/17/2023	12:14	-1.80	-1.81	0.0	0	2.6	18.6	0.2	6.7	5.2	1.5	
VMP-50-30	2/22/2023	13:16	-1.22	-1.14	0.0	0	2.1	19.1	0.2	5.1	3.8	1.3	
VMP-50-30	3/23/2023	10:22	-0.57	-0.55	0.0	0	2.0	19.4	0.0	4.8	3.1	1.7	
VMP-51-5	4/26/2022	11:18	0.00	0.00	0.0	0	0.3	20.5	0.0	0.0	0.0	0.0	
VMP-51-5	5/25/2022	10 00	0.00	0.00	0.0	0	0.8	19.6	0.0	0.0	0.0	0.0	
VMP-51-5	6/22/2022	13 55	0.00	0.00	0.0	0	1.1	20.2	0.0	0.0	0.0	0.0	
VMP-51-5	7/21/2022	12 06	0.00	0.00	0.0	0	2.1	19.1	0.0	0.0	0.0	0.0	
VMP-51-5	8/24/2022	09:15	0.00	0.00	0.0	0	2.0	19.8	0.0	0.0	0.0	0.0	
VMP-51-5	9/20/2022	13:46	0.00	0.00	0.0	0	1.4	19.9	0.0	0.0	0.0	0.0	
VMP-51-5	10/12/2022	14:32	0.00	0.00	0.0	0	1.7	19.2	0.0	0.0	0.0	0.0	
VMP-51-5	11/15/2022	10 00	0.00	0.00	0.0	0	0.8	20.1	0.0	0.0	0.0	0.0	
VMP-51-5	12/20/2022	08 50	0.00	0.00	0.0	0	0.3	20.6	0.0	0.0	0.0	0.0	
VMP-51-5	12/20/2022	08 50	NM	NM	0.0	0	0.3	20.6	0.0	0.0	0.0	0.0	Duplicate sample.
VMP-51-5	1/17/2023	10 55	0.00	0.00	0.0	0	0.2	20.5	0.0	0.0	0.0	0.0	
VMP-51-5	2/22/2023	12 57	0.00	0.00	0.0	0	0.2	20.5	0.0	0.0	0.0	0.0	
VMP-51-5	3/23/2023	08 53	0.00	0.00	0.0	0	0.2	20.5	0.0	0.0	0.0	0.0	

TABLE 9
SVE SYSTEM MONTHLY MONITORING - VMP SAMPLING DATA

Sample ID	Date	Initial Reading Time (24-Hour)	Vacuum/Pressure		Fixed Gases				Soil Vapor Concentrations				Comments
			Initial Reading (Inches of H_2O)	Stabilized Reading (Inches of H_2O)	CH_4 (%)	LEL (%)	CO_2 (%)	O_2 (%)	PID (ppmv)	THC (ppmv)	CH_4 (ppmv)	PHC (ppmv)	
VMP-51-10	4/26/2022	11:19	0.00	0.00	0.0	0	0.7	19.8	0.0	0.0	0.0	0.0	
VMP-51-10	5/25/2022	10 01	0.00	0.00	0.0	0	1.6	19.1	0.0	0.0	0.0	0.0	
VMP-51-10	6/22/2022	13 56	0.00	0.00	0.0	0	2.2	19.4	0.0	0.0	0.0	0.0	
VMP-51-10	7/21/2022	12 07	0.00	0.00	0.0	0	2.7	18.4	0.0	0.0	0.0	0.0	
VMP-51-10	8/24/2022	09:16	0.00	0.10	0.0	0	2.9	18.5	0.0	0.0	0.0	0.0	
VMP-51-10	9/20/2022	13:47	0.00	0.00	0.0	0	0.8	20.4	0.0	0.0	0.0	0.0	
VMP-51-10	10/12/2022	14:33	0.00	0.00	0.0	0	2.4	19.1	0.0	0.0	0.0	0.0	
VMP-51-10	11/15/2022	10 01	0.00	0.00	0.0	0	1.5	19.7	0.0	0.0	0.0	0.0	
VMP-51-10	12/20/2022	08 51	0.00	-0.10	0.0	0	0.8	20.1	0.0	0.0	0.0	0.0	
VMP-51-10	1/17/2023	10 56	-0.14	0.00	0.0	0	0.6	20.4	0.0	0.0	0.0	0.0	
VMP-51-10	2/22/2023	12 58	0.45	0.00	0.0	0	0.5	20.4	0.0	0.0	0.0	0.0	
VMP-51-10	3/23/2023	08 54	-0.02	0.00	0.0	0	0.7	20.3	0.0	0.0	0.0	0.0	
VMP-51-20	4/26/2022	11:20	-0.18	-0.16	0.0	0	1.5	19.3	0.0	0.0	0.0	0.0	
VMP-51-20	5/25/2022	10 02	0.00	0.00	0.0	0	1.6	19.2	0.0	0.0	0.0	0.0	
VMP-51-20	6/22/2022	13 57	0.00	0.00	0.0	0	1.9	19.0	0.0	0.0	0.0	0.0	
VMP-51-20	7/21/2022	12 08	0.00	0.00	0.0	0	2.3	18.6	0.0	0.0	0.0	0.0	
VMP-51-20	8/24/2022	09:17	-0.13	-0.10	0.0	0	2.5	18.4	0.0	0.0	0.0	0.0	
VMP-51-20	9/20/2022	13:48	0.00	0.00	0.0	0	2.7	18.3	0.0	0.0	0.0	0.0	
VMP-51-20	10/12/2022	14:34	0.00	0.00	0.0	0	2.8	18.1	0.0	0.0	0.0	0.0	
VMP-51-20	11/15/2022	10 02	0.00	0.00	0.0	0	2.6	18.5	0.0	0.0	0.0	0.0	
VMP-51-20	12/20/2022	08 52	-0.15	-0.16	0.0	0	2.3	18.9	0.0	0.0	0.0	0.0	
VMP-51-20	1/17/2023	10 57	-0.17	-0.17	0.0	0	2.0	19.3	0.0	0.0	0.0	0.0	
VMP-51-20	1/17/2023	10 57	NM	NM	0.0	0	1.9	19.4	0.0	0.0	0.0	0.0	Duplicate sample.
VMP-51-20	2/22/2023	12 59	0.12	0.13	0.0	0	1.5	19.6	0.0	0.0	0.0	0.0	
VMP-51-20	3/23/2023	08 55	-0.06	0.00	0.0	0	1.3	19.7	0.0	0.0	0.0	0.0	
VMP-51-30	4/26/2022	11:21	-0.24	-0.16	0.0	0	2.4	18.8	0.0	0.0	0.0	0.0	
VMP-51-30	5/25/2022	10 03	0.00	0.00	0.0	0	2.4	18.8	0.0	0.0	0.0	0.0	
VMP-51-30	6/22/2022	13 58	0.00	0.00	0.0	0	2.4	18.4	0.0	0.0	0.0	0.0	
VMP-51-30	7/21/2022	12 09	0.00	0.00	0.0	0	2.5	18.2	0.0	0.0	0.0	0.0	
VMP-51-30	8/24/2022	09:18	-0.29	-0.10	0.0	0	2.6	18.4	0.0	0.0	0.0	0.0	
VMP-51-30	9/20/2022	13:49	0.00	0.00	0.0	0	2.8	18.0	0.0	0.0	0.0	0.0	
VMP-51-30	10/12/2022	14:35	0.00	0.00	0.0	0	3.0	17.7	0.0	0.0	0.0	0.0	
VMP-51-30	11/15/2022	10 03	0.00	0.00	0.0	0	3.0	18.2	0.0	0.0	0.0	0.0	
VMP-51-30	12/20/2022	08 53	-0.16	-0.17	0.0	0	2.9	18.2	0.0	0.0	0.0	0.0	
VMP-51-30	1/17/2023	10 58	-0.13	-0.20	0.0	0	2.8	18.3	0.0	0.0	0.0	0.0	
VMP-51-30	2/22/2023	13 00	0.12	0.23	0.0	0	2.5	18.8	0.0	0.0	0.0	0.0	
VMP-51-30	3/23/2023	08 56	-0.06	0.00	0.0	0	2.4	19.1	0.0	0.0	0.0	0.0	

SEE LAST PAGE OF TABLE FOR NOTES

TABLE 9
SVE SYSTEM MONTHLY MONITORING - VMP SAMPLING DATA

Sample ID	Date	Initial Reading Time (24-Hour)	Vacuum/Pressure		Fixed Gases				Soil Vapor Concentrations				Comments
			Initial Reading (Inches of H_2O)	Stabilized Reading (Inches of H_2O)	CH_4 (%)	LEL (%)	CO_2 (%)	O_2 (%)	PID (ppmv)	THC (ppmv)	CH_4 (ppmv)	PHC (ppmv)	
VMP-52-5	4/26/2022	10:17	0.00	0.00	0.0	0	1.4	18.6	0.0	2.1	2.1	0.0	
VMP-52-5	5/25/2022	08 50	0.00	0.00	0.0	0	2.5	17.4	0.0	0.0	0.0	0.0	
VMP-52-5	5/25/2022	08 50	NM	NM	0.0	0	2.5	17.3	0.0	0.0	0.0	0.0	Duplicate sample.
VMP-52-5	6/22/2022	12:35	0.00	0.00	0.0	0	3.5	17.4	0.0	0.0	0.0	0.0	
VMP-52-5	7/20/2022	13 58	0.00	0.00	0.0	0	4.6	15.4	0.7	0.0	0.0	0.0	
VMP-52-5	8/24/2022	08:20	-0.59	0.10	0.0	0	4.8	16.8	0.0	0.0	0.0	0.0	
VMP-52-5	9/20/2022	11:30	0.00	0.00	0.0	0	4.4	17.6	0.0	0.0	0.0	0.0	
VMP-52-5	10/10/2022	13:35	0.00	0.00	0.0	0	3.2	18.8	0.0	0.0	0.0	0.0	
VMP-52-5	11/15/2022	08 50	0.00	0.00	0.0	0	1.3	19.9	0.0	0.0	0.0	0.0	
VMP-52-5	12/19/2022	13 50	0.00	0.00	0.0	0	0.7	20.3	0.0	0.0	0.0	0.0	
VMP-52-5	1/17/2023	09:10	0.00	0.00	0.0	0	0.6	20.3	0.0	0.0	0.0	0.0	
VMP-52-5	2/22/2023	10:25	0.00	0.00	0.0	0	0.6	20.3	0.0	0.0	0.0	0.0	
VMP-52-5	3/23/2023	08:13	0.00	0.00	0.0	0	0.6	20.4	0.0	0.0	0.0	0.0	
VMP-52-10	4/26/2022	10:18	0.00	0.00	0.0	0	1.8	18.2	0.0	0.0	0.0	0.0	
VMP-52-10	5/25/2022	08 51	0.00	0.00	0.0	0	2.5	17.0	0.0	0.0	0.0	0.0	
VMP-52-10	6/22/2022	12:36	0.00	0.00	0.0	0	3.7	16.6	0.0	0.0	0.0	0.0	
VMP-52-10	7/20/2022	13 59	0.00	0.00	0.0	0	4.3	16.2	0.0	0.0	0.0	0.0	
VMP-52-10	8/24/2022	08:21	-12.85	0.46	0.0	0	4.8	15.2	0.0	0.0	0.0	0.0	
VMP-52-10	9/20/2022	11:31	0.00	0.00	0.0	0	5.2	15.1	0.0	0.0	0.0	0.0	
VMP-52-10	10/10/2022	13:36	0.00	0.00	0.0	0	5.3	15.0	0.0	0.0	0.0	0.0	
VMP-52-10	11/15/2022	08 51	0.00	0.00	0.0	0	5.1	16.7	0.0	0.0	0.0	0.0	
VMP-52-10	12/19/2022	13 51	0.00	0.00	0.0	0	3.7	17.5	0.0	0.0	0.0	0.0	
VMP-52-10	1/17/2023	09:11	0.00	0.00	0.0	0	3.6	18.0	0.0	0.0	0.0	0.0	
VMP-52-10	2/22/2023	10:26	0.00	0.00	0.0	0	3.2	18.1	0.0	0.0	0.0	0.0	
VMP-52-10	3/23/2023	08:14	0.00	0.00	0.0	0	2.3	18.5	0.0	0.0	0.0	0.0	
VMP-52-20	4/26/2022	10:19	0.00	0.00	0.0	0	4.1	16.1	0.0	0.0	0.0	0.0	
VMP-52-20	4/26/2022	10:19	NM	NM	0.0	0	4.1	16.0	0.0	0.0	0.0	0.0	Duplicate sample.
VMP-52-20	5/25/2022	08 52	0.00	0.00	0.0	0	4.2	15.9	0.0	0.0	0.0	0.0	
VMP-52-20	6/22/2022	12:37	0.00	0.00	0.0	0	4.2	15.9	0.0	0.0	0.0	0.0	
VMP-52-20	7/20/2022	14 00	-0.11	0.00	0.0	0	4.2	15.9	0.0	0.0	0.0	0.0	
VMP-52-20	8/24/2022	08:22	-0.13	0.00	0.0	0	4.3	15.9	0.0	0.0	0.0	0.0	
VMP-52-20	9/20/2022	11:32	0.00	0.00	0.0	0	4.4	15.6	0.0	0.0	0.0	0.0	
VMP-52-20	10/10/2022	13:39	0.16	0.11	0.0	0	4.4	15.3	0.0	0.0	0.0	0.0	
VMP-52-20	11/15/2022	08 52	0.00	0.00	0.0	0	4.7	15.4	0.0	0.0	0.0	0.0	
VMP-52-20	12/19/2022	13 52	0.00	0.00	0.0	0	4.6	15.2	0.0	0.0	0.0	0.0	
VMP-52-20	1/17/2023	09:12	-0.16	-0.10	0.0	0	4.8	15.1	0.0	0.0	0.0	0.0	
VMP-52-20	2/22/2023	10:27	0.33	0.00	0.0	0	5.0	14.7	0.0	0.0	0.0	0.0	
VMP-52-20	3/23/2023	08:15	-0.09	-0.05	0.0	0	5.0	14.7	0.0	0.0	0.0	0.0	

SEE LAST PAGE OF TABLE FOR NOTES

TABLE 9
SVE SYSTEM MONTHLY MONITORING - VMP SAMPLING DATA

Sample ID	Date	Initial Reading Time (24-Hour)	Vacuum/Pressure		Fixed Gases				Soil Vapor Concentrations				Comments
			Initial Reading (Inches of H_2O)	Stabilized Reading (Inches of H_2O)	CH_4 (%)	LEL (%)	CO_2 (%)	O_2 (%)	PID (ppmv)	THC (ppmv)	CH_4 (ppmv)	PHC (ppmv)	
VMP-52-30	4/26/2022	10:20	0.00	0.00	0.0	0	4.2	15.8	0.0	0.4	0.4	0.0	
VMP-52-30	5/25/2022	08 53	0.00	-0.10	0.0	0	4.3	15.8	0.0	0.0	0.0	0.0	
VMP-52-30	6/22/2022	12:38	-0.10	0.00	0.0	0	4.2	15.9	0.0	0.0	0.0	0.0	
VMP-52-30	6/22/2022	12:38	NM	NM	0.0	0	4.2	15.9	0.0	0.0	0.0	0.0	Duplicate sample.
VMP-52-30	7/20/2022	14 01	0.00	0.00	0.0	0	4.2	15.9	0.0	0.0	0.0	0.0	
VMP-52-30	8/24/2022	08:23	-0.31	0.00	0.0	0	4.3	15.8	0.0	0.0	0.0	0.0	
VMP-52-30	9/20/2022	11:33	0.00	0.00	0.0	0	3.8	16.4	0.0	0.0	0.0	0.0	
VMP-52-30	10/10/2022	13:38	0.17	0.12	0.0	0	4.2	15.5	0.0	0.0	0.0	0.0	
VMP-52-30	11/15/2022	08 53	0.00	0.00	0.0	0	4.7	15.2	0.0	0.0	0.0	0.0	
VMP-52-30	12/19/2022	13 53	0.00	0.00	0.0	0	4.7	15.1	0.0	0.0	0.0	0.0	
VMP-52-30	1/17/2023	09:13	-0.17	0.00	0.0	0	4.9	14.8	0.0	0.0	0.0	0.0	
VMP-52-30	2/22/2023	10:28	0.41	0.11	0.0	0	4.9	14.9	0.0	0.0	0.0	0.0	
VMP-52-30	3/23/2023	08:16	-0.07	-0.05	0.0	0	5.2	14.5	0.0	0.0	0.0	0.0	
VMP-53-5	4/25/2022	14:30	0.00	0.00	0.0	0	0.9	19.8	0.0	0.0	0.0	0.0	
VMP-53-5	5/24/2022	11:45	0.00	0.00	0.0	0	1.7	18.6	0.0	0.0	0.0	0.0	
VMP-53-5	6/21/2022	13:20	0.00	0.00	0.0	0	2.9	17.6	0.0	0.0	0.0	0.0	
VMP-53-5	7/20/2022	12:28	0.00	0.00	0.0	0	3.6	17.1	0.0	0.0	0.0	0.0	
VMP-53-5	8/23/2022	13:12	0.00	0.00	0.0	0	3.7	17.0	0.0	0.0	0.0	0.0	
VMP-53-5	9/20/2022	10:33	0.00	0.00	0.0	0	3.9	17.2	0.0	0.0	0.0	0.0	
VMP-53-5	10/10/2022	11:27	0.00	0.00	0.0	0	3.4	17.6	0.0	0.0	0.0	0.0	
VMP-53-5	11/14/2022	13:20	0.00	0.00	0.0	0	2.4	18.9	0.0	0.0	0.0	0.0	
VMP-53-5	12/19/2022	11 50	0.00	0.00	0.0	0	1.6	19.7	0.0	0.0	0.0	0.0	
VMP-53-5	1/16/2023	12:38	0.00	0.00	0.0	0	1.3	19.5	0.0	0.0	0.0	0.0	
VMP-53-5	2/22/2023	08:22	0.00	0.00	0.0	0	1.3	19.9	0.0	0.0	0.0	0.0	
VMP-53-5	3/22/2023	12:30	0.00	0.00	0.0	0	1.4	19.8	0.0	0.0	0.0	0.0	
VMP-53-10	4/25/2022	14:32	0.00	0.00	0.0	0	0.6	20.0	0.0	0.0	0.0	0.0	
VMP-53-10	5/24/2022	11:46	0.00	0.00	0.0	0	1.2	18.9	0.0	0.0	0.0	0.0	
VMP-53-10	6/21/2022	13:21	0.00	0.00	0.0	0	2.1	18.1	0.0	0.0	0.0	0.0	
VMP-53-10	7/20/2022	12:29	0.00	0.00	0.0	0	2.8	17.8	0.0	0.0	0.0	0.0	
VMP-53-10	8/23/2022	13:13	0.00	0.00	0.0	0	3.5	16.9	0.0	0.0	0.0	0.0	
VMP-53-10	9/20/2022	10:34	0.00	0.00	0.0	0	3.1	18.1	0.0	0.0	0.0	0.0	
VMP-53-10	10/10/2022	11:28	0.00	0.00	0.0	0	3.5	17.3	0.0	0.0	0.0	0.0	
VMP-53-10	11/14/2022	13:21	0.00	0.00	0.0	0	2.7	18.4	0.0	0.0	0.0	0.0	
VMP-53-10	12/19/2022	11 51	0.00	0.00	0.0	0	2.1	19.1	0.0	0.0	0.0	0.0	
VMP-53-10	1/16/2023	12:39	0.49	0.00	0.0	0	2.1	18.5	0.0	0.0	0.0	0.0	
VMP-53-10	2/22/2023	08:23	0.00	0.00	0.0	0	1.7	19.1	0.0	0.0	0.0	0.0	
VMP-53-10	3/22/2023	12:31	0.00	0.00	0.0	0	1.7	19.1	0.0	0.0	0.0	0.0	

TABLE 9
SVE SYSTEM MONTHLY MONITORING - VMP SAMPLING DATA

Sample ID	Date	Initial Reading Time (24-Hour)	Vacuum/Pressure		Fixed Gases				Soil Vapor Concentrations				Comments
			Initial Reading (Inches of H_2O)	Stabilized Reading (Inches of H_2O)	CH_4 (%)	LEL (%)	CO_2 (%)	O_2 (%)	PID (ppmv)	THC (ppmv)	CH_4 (ppmv)	PHC (ppmv)	
VMP-53-20	4/25/2022	14:34	0.00	0.00	0.0	0	1.3	19.4	0.0	0.0	0.0	0.0	
VMP-53-20	5/24/2022	11:47	0.00	0.00	0.0	0	1.6	18.9	0.0	0.0	0.0	0.0	
VMP-53-20	6/21/2022	13:22	0.14	0.00	0.0	0	1.8	18.5	0.0	0.0	0.0	0.0	
VMP-53-20	7/20/2022	12:30	0.00	0.00	0.0	0	2.0	18.3	0.0	0.0	0.0	0.0	
VMP-53-20	8/23/2022	13:14	0.00	0.00	0.0	0	2.2	18.3	0.0	0.0	0.0	0.0	
VMP-53-20	9/20/2022	10:35	0.00	0.00	0.0	0	2.8	17.6	0.0	0.0	0.0	0.0	
VMP-53-20	10/10/2022	11:29	0.00	0.00	0.0	0	2.9	17.0	0.0	0.0	0.0	0.0	
VMP-53-20	11/14/2022	13:22	0.13	0.10	0.0	0	2.9	17.5	0.0	0.0	0.0	0.0	
VMP-53-20	12/19/2022	11 52	0.13	0.12	0.0	0	2.9	17.5	0.0	0.0	0.0	0.0	
VMP-53-20	1/16/2023	12:40	0.00	0.12	0.0	0	2.9	17.4	0.0	0.0	0.0	0.0	
VMP-53-20	2/22/2023	08:24	0.00	0.00	0.0	0	2.8	17.7	0.0	0.0	0.0	0.0	
VMP-53-20	3/22/2023	12:32	0.14	0.04	0.0	0	2.9	17.6	0.0	0.0	0.0	0.0	
VMP-53-30	4/25/2022	14:36	0.00	0.00	0.0	0	2.1	19.1	0.0	0.0	0.0	0.0	
VMP-53-30	5/24/2022	11:48	0.00	0.00	0.0	0	2.2	18.6	0.0	0.0	0.0	0.0	
VMP-53-30	6/21/2022	13:23	0.17	0.00	0.0	0	2.2	18.4	0.0	0.0	0.0	0.0	
VMP-53-30	7/20/2022	12:31	0.00	0.00	0.0	0	2.3	18.2	0.0	0.0	0.0	0.0	
VMP-53-30	8/23/2022	13:15	0.00	0.00	0.0	0	2.3	18.0	0.0	0.0	0.0	0.0	
VMP-53-30	9/20/2022	10:36	0.00	0.00	0.0	0	2.2	18.3	0.0	0.0	0.0	0.0	
VMP-53-30	10/10/2022	11:30	0.00	0.00	0.0	0	2.7	17.1	0.0	0.0	0.0	0.0	
VMP-53-30	11/14/2022	13:23	0.16	0.10	0.0	0	2.9	17.1	0.0	0.0	0.0	0.0	
VMP-53-30	12/19/2022	11 53	0.14	0.15	0.0	0	3.1	17.0	0.0	0.0	0.0	0.0	
VMP-53-30	1/16/2023	12:41	0.00	0.13	0.0	0	3.3	16.8	0.0	0.0	0.0	0.0	
VMP-53-30	2/22/2023	08:25	0.00	0.00	0.0	0	3.0	17.3	0.0	0.0	0.0	0.0	
VMP-53-30	3/22/2023	12:33	0.16	0.05	0.0	0	3.3	17.0	0.0	0.0	0.0	0.0	
VMP-54-5	4/25/2022	14:46	0.00	0.00	0.0	0	2.6	17.9	0.0	0.0	0.0	0.0	
VMP-54-5	5/24/2022	12 00	0.00	0.00	0.0	0	3.4	16.9	0.0	0.0	0.0	0.0	
VMP-54-5	6/21/2022	12:45	0.00	0.00	0.0	0	4.2	16.5	0.0	0.0	0.0	0.0	
VMP-54-5	7/20/2022	12 55	0.00	0.00	0.0	0	4.3	16.2	0.0	0.0	0.0	0.0	
VMP-54-5	8/23/2022	12 55	0.00	0.00	0.0	0	3.9	16.3	0.0	0.0	0.0	0.0	
VMP-54-5	9/20/2022	10:10	0.00	0.00	0.0	0	0.8	20.1	0.0	0.0	0.0	0.0	
VMP-54-5	10/10/2022	11:43	0.00	0.00	0.0	0	2.1	18.6	0.0	0.0	0.0	0.0	
VMP-54-5	11/14/2022	13:35	0.00	0.00	0.0	0	0.8	20.1	0.0	0.0	0.0	0.0	
VMP-54-5	12/19/2022	11:30	-1.55	0.00	0.0	0	0.7	20.1	0.0	0.0	0.0	0.0	
VMP-54-5	1/16/2023	12 57	0.00	0.00	0.0	0	0.5	20.3	0.0	0.0	0.0	0.0	
VMP-54-5	2/22/2023	08:33	0.00	0.00	0.0	0	0.7	20.2	0.0	0.0	0.0	0.0	
VMP-54-5	3/22/2023	12 06	0.00	0.00	0.0	0	0.8	20.1	0.0	0.0	0.0	0.0	

TABLE 9
SVE SYSTEM MONTHLY MONITORING - VMP SAMPLING DATA

Sample ID	Date	Initial Reading Time (24-Hour)	Vacuum/Pressure		Fixed Gases				Soil Vapor Concentrations				Comments
			Initial Reading (Inches of H_2O)	Stabilized Reading (Inches of H_2O)	CH_4 (%)	LEL (%)	CO_2 (%)	O_2 (%)	PID (ppmv)	THC (ppmv)	CH_4 (ppmv)	PHC (ppmv)	
VMP-54-10	4/25/2022	14:48	0.00	0.00	0.0	0	2.4	18.0	0.0	0.0	0.0	0.0	
VMP-54-10	5/24/2022	12 01	0.00	0.00	0.0	0	2.7	17.1	0.0	0.0	0.0	0.0	
VMP-54-10	6/21/2022	12:46	0.00	0.00	0.0	0	3.1	16.7	0.0	0.0	0.0	0.0	
VMP-54-10	7/20/2022	12 56	0.00	0.00	0.0	0	3.4	16.3	0.0	0.0	0.0	0.0	
VMP-54-10	8/23/2022	12 57	0.00	0.00	0.0	0	4.0	15.3	0.0	0.0	0.0	0.0	
VMP-54-10	9/20/2022	10:11	0.00	0.00	0.0	0	4.0	15.6	0.0	0.0	0.0	0.0	
VMP-54-10	10/10/2022	11:44	0.00	0.00	0.0	0	4.0	15.4	0.0	0.0	0.0	0.0	
VMP-54-10	11/14/2022	13:36	0.00	0.00	0.0	0	3.6	16.1	0.0	0.0	0.0	0.0	
VMP-54-10	12/19/2022	11:31	0.00	0.00	0.0	0	3.1	16.9	0.0	0.0	0.0	0.0	
VMP-54-10	1/16/2023	12 58	0.00	0.00	0.0	0	3.1	16.8	0.0	0.0	0.0	0.0	
VMP-54-10	2/22/2023	08:34	0.00	0.00	0.0	0	2.7	17.4	0.0	0.0	0.0	0.0	
VMP-54-10	3/22/2023	12 07	0.00	0.00	0.0	0	2.9	17.3	0.0	0.0	0.0	0.0	
VMP-54-10	3/22/2023	12 07	NM	NM	0.0	0	2.9	17.3	0.0	0.0	0.0	0.0	Duplicate sample.
VMP-54-20	4/25/2022	14 50	0.00	0.00	0.0	0	3.0	16.7	0.0	0.0	0.0	0.0	
VMP-54-20	5/24/2022	12 02	0.00	0.00	0.0	0	3.0	16.1	0.0	0.0	0.0	0.0	
VMP-54-20	6/21/2022	12:47	0.00	0.00	0.0	0	3.1	15.9	0.0	0.0	0.0	0.0	
VMP-54-20	7/20/2022	12 57	0.00	0.00	0.0	0	3.3	15.6	0.0	0.0	0.0	0.0	
VMP-54-20	8/23/2022	12 57	0.00	0.00	0.0	0	3.7	14.7	0.0	0.0	0.0	0.0	
VMP-54-20	9/20/2022	10:12	0.00	0.00	0.0	0	3.9	14.5	0.0	0.0	0.0	0.0	
VMP-54-20	10/10/2022	11:45	0.00	0.00	0.0	0	4.2	13.8	0.0	0.0	0.0	0.0	
VMP-54-20	10/10/2022	11:45	NM	NM	0.0	0	4.2	13.8	0.0	0.0	0.0	0.0	Duplicate sample.
VMP-54-20	11/14/2022	13:37	0.09	0.00	0.0	0	4.4	14.0	0.0	0.0	0.0	0.0	
VMP-54-20	12/19/2022	11:32	-0.10	0.16	0.0	0	4.1	14.7	0.0	0.0	0.0	0.0	
VMP-54-20	1/16/2023	12 59	0.00	0.00	0.0	0	4.2	14.6	0.0	0.0	0.0	0.0	
VMP-54-20	2/22/2023	08:35	0.00	0.10	0.0	0	3.9	15.2	0.0	0.0	0.0	0.0	
VMP-54-20	3/22/2023	12 08	0.00	0.02	0.0	0	3.5	16.0	0.0	0.0	0.0	0.0	
VMP-54-30	4/25/2022	14 52	0.00	0.00	0.0	0	1.9	18.3	0.0	0.4	0.4	0.0	
VMP-54-30	4/25/2022	14 52	NM	NM	0.0	0	1.9	18.3	0.0	0.0	0.0	0.0	Duplicate sample.
VMP-54-30	5/24/2022	12 03	0.00	0.00	0.0	0	3.4	16.5	0.0	0.0	0.0	0.0	
VMP-54-30	6/21/2022	12:48	0.00	0.00	0.0	0	4.1	17.0	0.0	0.0	0.0	0.0	
VMP-54-30	7/20/2022	12 58	0.00	0.00	0.0	0	4.3	16.4	0.0	0.0	0.0	0.0	
VMP-54-30	7/20/2022	12 58	NM	NM	0.0	0	4.2	16.5	0.0	0.0	0.0	0.0	Duplicate sample.
VMP-54-30	8/23/2022	12 58	0.00	0.00	0.0	0	4.5	16.1	0.0	0.0	0.0	0.0	
VMP-54-30	9/20/2022	10:13	0.00	0.00	0.0	0	2.9	18.5	0.0	0.0	0.0	0.0	
VMP-54-30	10/10/2022	11:46	0.00	0.00	0.0	0	2.8	17.8	0.0	0.0	0.0	0.0	
VMP-54-30	11/14/2022	13:38	0.00	0.00	0.0	0	1.7	18.1	0.0	0.0	0.0	0.0	
VMP-54-30	12/19/2022	11:33	0.00	0.00	0.0	0	0.7	19.5	0.0	0.0	0.0	0.0	
VMP-54-30	1/16/2023	13 00	0.00	0.00	0.0	0	2.0	18.4	0.0	0.0	0.0	0.0	
VMP-54-30	2/22/2023	08:36	0.00	0.10	0.0	0	1.7	19.0	0.0	0.0	0.0	0.0	
VMP-54-30	3/22/2023	12 09	0.00	0.00	0.0	0	1.5	18.7	0.0	0.0	0.0	0.0	

TABLE 9
SVE SYSTEM MONTHLY MONITORING - VMP SAMPLING DATA

Sample ID	Date	Initial Reading Time (24-Hour)	Vacuum/Pressure		Fixed Gases				Soil Vapor Concentrations				Comments
			Initial Reading (Inches of H_2O)	Stabilized Reading (Inches of H_2O)	CH_4 (%)	LEL (%)	CO_2 (%)	O_2 (%)	PID (ppmv)	THC (ppmv)	CH_4 (ppmv)	PHC (ppmv)	
VMP-55-5	4/25/2022	08:30	NM	NM	NM	NM	NM	NM	NM	NM	NM	NM	Screen submerged.
VMP-55-5	5/24/2022	10 50	NM	NM	NM	NM	NM	NM	NM	NM	NM	NM	Screen submerged.
VMP-55-5	6/22/2022	08:12	NM	NM	NM	NM	NM	NM	NM	NM	NM	NM	Screen submerged.
VMP-55-5	7/20/2022	11:48	NM	NM	NM	NM	NM	NM	NM	NM	NM	NM	Screen submerged.
VMP-55-5	8/23/2022	08:25	NM	NM	NM	NM	NM	NM	NM	NM	NM	NM	Screen submerged.
VMP-55-5	9/20/2022	07 55	NM	NM	NM	NM	NM	NM	NM	NM	NM	NM	Screen submerged.
VMP-55-5	10/10/2022	10:32	NM	NM	NM	NM	NM	NM	NM	NM	NM	NM	Screen submerged.
VMP-55-5	11/14/2022	10 55	NM	NM	NM	NM	NM	NM	NM	NM	NM	NM	Screen submerged.
VMP-55-5	12/19/2022	13 00	NM	NM	NM	NM	NM	NM	NM	NM	NM	NM	Screen submerged.
VMP-55-5	1/16/2023	13:28	NM	NM	NM	NM	NM	NM	NM	NM	NM	NM	Screen submerged.
VMP-55-5	2/22/2023	09:11	NM	NM	NM	NM	NM	NM	NM	NM	NM	NM	Screen submerged.
VMP-55-10	4/25/2022	08:31	NM	NM	NM	NM	NM	NM	NM	NM	NM	NM	Screen submerged.
VMP-55-10	5/24/2022	10 51	NM	NM	NM	NM	NM	NM	NM	NM	NM	NM	Screen submerged.
VMP-55-10	6/22/2022	08:13	NM	NM	NM	NM	NM	NM	NM	NM	NM	NM	Screen submerged.
VMP-55-10	7/20/2022	11:49	NM	NM	NM	NM	NM	NM	NM	NM	NM	NM	Screen submerged.
VMP-55-10	8/23/2022	08:26	NM	NM	NM	NM	NM	NM	NM	NM	NM	NM	Screen submerged.
VMP-55-10	9/20/2022	07 56	NM	NM	NM	NM	NM	NM	NM	NM	NM	NM	Screen submerged.
VMP-55-10	10/10/2022	10:33	NM	NM	NM	NM	NM	NM	NM	NM	NM	NM	Screen submerged.
VMP-55-10	11/14/2022	10 56	NM	NM	NM	NM	NM	NM	NM	NM	NM	NM	Screen submerged.
VMP-55-10	12/19/2022	13 01	NM	NM	NM	NM	NM	NM	NM	NM	NM	NM	Screen submerged.
VMP-55-10	1/16/2023	13:29	NM	NM	NM	NM	NM	NM	NM	NM	NM	NM	Screen submerged.
VMP-55-10	2/22/2023	09:12	NM	NM	NM	NM	NM	NM	NM	NM	NM	NM	Screen submerged.
VMP-55-20	4/25/2022	08:32	-0.58	-0.48	23.3	OVR	18.3	0.9	141	139000	131000	8000	
VMP-55-20	5/24/2022	10 52	0.34	0.00	30.7	OVR	17.6	0.6	203	186000	165000	21000	
VMP-55-20	6/22/2022	08:14	-0.12	-0.09	28.4	OVR	18.0	0.7	204	176000	154000	22000	
VMP-55-20	7/20/2022	11 50	0.00	0.00	3.1	62	14.8	2.2	109	26950	22770	4180	
VMP-55-20	7/20/2022	11 50	NM	NM	3.0	61	14.7	1.7	122	30400	23970	6430	Duplicate sample.
VMP-55-20	8/23/2022	08:27	-0.14	-0.10	5.9	OVR	16.3	2.6	68 3	49490	44410	5080	
VMP-55-20	9/20/2022	07 57	-0.26	0.00	2.7	54	16.7	1.4	61 3	28340	26130	2210	
VMP-55-20	10/10/2022	10:34	-0.26	0.00	1.0	20	13.5	0.8	43.7	10520	9240	1280	
VMP-55-20	11/14/2022	10 57	0.00	0.24	8.3	OVR	16.2	0.6	175	71040	60890	10150	
VMP-55-20	12/19/2022	13 02	0.18	0.11	14.1	OVR	17.2	1.1	214	102000	87390	14610	
VMP-55-20	1/16/2023	13:30	0.82	0.67	19.7	OVR	17.9	0.7	177	135000	119000	16000	
VMP-55-20	2/22/2023	09:13	-0.49	-0.24	13.1	OVR	18.1	1.4	182	96590	86150	10440	

TABLE 9
SVE SYSTEM MONTHLY MONITORING - VMP SAMPLING DATA

Sample ID	Date	Initial Reading Time (24-Hour)	Vacuum/Pressure		Fixed Gases				Soil Vapor Concentrations				Comments
			Initial Reading (Inches of H_2O)	Stabilized Reading (Inches of H_2O)	CH_4 (%)	LEL (%)	CO_2 (%)	O_2 (%)	PID (ppmv)	THC (ppmv)	CH_4 (ppmv)	PHC (ppmv)	
VMP-55-30	4/25/2022	08:33	NM	NM	NM	NM	NM	NM	NM	NM	NM	NM	Screen submerged.
VMP-55-30	5/24/2022	10 53	NM	NM	NM	NM	NM	NM	NM	NM	NM	NM	Screen submerged.
VMP-55-30	6/22/2022	08:15	NM	NM	NM	NM	NM	NM	NM	NM	NM	NM	Screen submerged.
VMP-55-30	7/20/2022	11 51	NM	NM	NM	NM	NM	NM	NM	NM	NM	NM	Screen submerged.
VMP-55-30	8/23/2022	08:28	NM	NM	NM	NM	NM	NM	NM	NM	NM	NM	Screen submerged.
VMP-55-30	9/20/2022	07 58	NM	NM	NM	NM	NM	NM	NM	NM	NM	NM	Screen submerged.
VMP-55-30	10/10/2022	10:35	NM	NM	NM	NM	NM	NM	NM	NM	NM	NM	Screen submerged.
VMP-55-30	11/14/2022	10 58	NM	NM	NM	NM	NM	NM	NM	NM	NM	NM	Screen submerged.
VMP-55-30	12/19/2022	13 03	NM	NM	NM	NM	NM	NM	NM	NM	NM	NM	Screen submerged.
VMP-55-30	1/16/2023	13:31	NM	NM	NM	NM	NM	NM	NM	NM	NM	NM	Screen submerged.
VMP-55-30	2/22/2023	09:14	NM	NM	NM	NM	NM	NM	NM	NM	NM	NM	Screen submerged.
VMP-56-10	4/26/2022	13 08	-0.63	-0.59	0.0	0	0.9	20.0	0.0	0.0	0.0	0.0	
VMP-56-10	5/25/2022	13 51	-0.48	-0.51	0.0	0	0.8	19.7	0.0	0.0	0.0	0.0	
VMP-56-10	6/22/2022	12 59	-0.97	-1.05	0.0	0	0.8	20.3	0.0	0.0	0.0	0.0	
VMP-56-10	7/21/2022	10 00	-0.88	-0.88	0.0	0	0.9	20.0	0.0	0.0	0.0	0.0	
VMP-56-10	8/24/2022	13 05	-0.88	-0.86	0.0	0	1.3	20.1	0.0	0.0	0.0	0.0	
VMP-56-10	8/24/2022	13 05	NM	NM	0.0	0	1.3	20.1	0.0	0.0	0.0	0.0	Duplicate sample.
VMP-56-10	9/20/2022	14:30	-0.63	-0.69	0.0	0	0.5	20.4	0.0	0.0	0.0	0.0	
VMP-56-10	10/12/2022	13:31	-0.71	-0.77	0.0	0	0.3	20.4	0.0	0.0	0.0	0.0	
VMP-56-10	11/15/2022	11 55	-0.63	-0.65	0.0	0	0.2	20.7	0.0	0.0	0.0	0.0	
VMP-56-10	12/20/2022	10:25	-0.88	-0.71	0.0	0	0.2	20.6	0.0	0.0	0.0	0.0	
VMP-56-10	1/17/2023	13:30	-2.25	-0.91	0.0	0	0.1	20.4	0.6	1.3	0.0	1.3	
VMP-56-10	2/23/2023	08:48	-1.34	-1.31	0.0	0	0.1	20.8	0.0	0.0	0.0	0.0	
VMP-56-10	2/23/2023	08:48	NM	NM	0.0	0	0.1	20.8	0.0	0.0	0.0	0.0	Duplicate sample.
VMP-56-10	3/23/2023	11:23	-0.28	-0.27	0.0	0	0.2	20.5	0.0	0.0	0.0	0.0	
VMP-56-25	4/26/2022	13 09	-1.13	-1.06	0.0	0	0.1	20.7	3.2	20.5	0.0	20.5	
VMP-56-25	5/25/2022	13 52	-1.09	-1.21	0.0	0	0.8	19.8	0.0	0.0	0.0	0.0	
VMP-56-25	6/22/2022	12 56	-2.18	-2.28	0.0	0	1.3	19.7	0.2	0.3	0.0	0.3	
VMP-56-25	7/21/2022	10 01	-2.05	-2.06	0.0	0	1.7	19.3	0.0	0.0	0.0	0.0	
VMP-56-25	8/24/2022	13 06	-2.02	-2.00	0.0	0	1.8	19.2	0.0	0.0	0.0	0.0	
VMP-56-25	9/20/2022	14:31	-1.66	-1.70	0.0	0	1.9	19.3	0.0	0.0	0.0	0.0	
VMP-56-25	10/12/2022	13:32	-1.67	-1.66	0.0	0	1.4	19.7	0.0	0.0	0.0	0.0	
VMP-56-25	11/15/2022	11 56	-1.50	-1.54	0.0	0	1.3	20.0	13 9	39.7	0.0	39.7	
VMP-56-25	12/20/2022	10:26	-1.89	-1.57	0.0	0	0.9	20.0	9.3	26.4	0.0	26.4	
VMP-56-25	12/20/2022	10:26	NM	NM	0.0	0	0.9	20.1	8.9	25.2	0.0	25.2	Duplicate sample.
VMP-56-25	1/17/2023	13:31	-1.84	-1.91	0.0	0	0.8	20.2	0.8	3.6	0.0	3.6	
VMP-56-25	1/17/2023	13:31	NM	NM	0.0	0	0.8	20.3	1.0	5.3	0.0	5.3	Duplicate sample.
VMP-56-25	2/23/2023	08:49	-2.52	-2.40	0.0	0	0.8	20.3	0.0	0.0	0.0	0.0	
VMP-56-25	3/23/2023	11:24	-0.55	-0.53	0.0	0	0.7	20.3	0.0	0.0	0.0	0.0	

TABLE 9
SVE SYSTEM MONTHLY MONITORING - VMP SAMPLING DATA

Sample ID	Date	Initial Reading Time (24-Hour)	Vacuum/Pressure		Fixed Gases				Soil Vapor Concentrations				Comments
			Initial Reading (Inches of H_2O)	Stabilized Reading (Inches of H_2O)	CH_4 (%)	LEL (%)	CO_2 (%)	O_2 (%)	PID (ppmv)	THC (ppmv)	CH_4 (ppmv)	PHC (ppmv)	
VMP-56-38.5	4/26/2022	13:10	-1.24	-1.17	OVR	OVR	2.9	17.6	962	151000	2310	148690	
VMP-56-38.5	5/25/2022	13 53	-1.83	-2.04	OVR	OVR	2.1	17.6	1385	168000	512	167488	
VMP-56-38.5	6/22/2022	12 57	-3.05	-3.14	OVR	OVR	1.6	18.8	1032	186000	210	185790	
VMP-56-38.5	7/21/2022	10 02	-2.94	-2.94	OVR	OVR	1.5	18.8	994	164000	252	163748	
VMP-56-38.5	8/24/2022	13 07	-2.83	NM	NM	NM	NM	NM	NM	NM	NM	NM	Water encountered during purge.
VMP-56-38.5	9/20/2022	14:32	-2.52	-2.55	OVR	OVR	2.3	18.3	904	117000	143	116857	
VMP-56-38.5	10/12/2022	13:33	-2.57	-2.52	OVR	OVR	2.1	18.0	1068	162000	338	161662	
VMP-56-38.5	11/15/2022	11 57	-2.35	-2.36	OVR	OVR	2.5	18.0	1108	135000	239	134761	
VMP-56-38.5	12/20/2022	10:27	-2.75	-2.39	OVR	OVR	1.8	19.2	1557	109000	84	108916	
VMP-56-38.5	1/17/2023	13:32	-2.67	-2.73	OVR	OVR	3.0	17.9	3140	123000	375	122625	
VMP-56-38.5	2/23/2023	08 50	NM	NM	NM	NM	NM	NM	NM	NM	NM	NM	Screen submerged.
VMP-56-38.5	3/23/2023	11:25	-0.76	-0.74	OVR	OVR	2.7	18.3	3084	77330	352	76978	
VMP-57-5A	4/25/2022	14:10	-0.23	-0.19	0.0	0	0.6	20.3	0.0	0.0	0.0	0.0	
VMP-57-5A	5/24/2022	14:40	0.00	0.00	0.0	0	1.1	19.4	0.0	0.0	0.0	0.0	
VMP-57-5A	6/22/2022	08 52	0.00	0.00	0.0	0	2.0	18.4	0.0	0.0	0.0	0.0	
VMP-57-5A	7/21/2022	08:25	0.00	-0.09	0.0	0	2.7	17.9	0.0	0.0	0.0	0.0	
VMP-57-5A	8/23/2022	13:25	0.00	0.00	0.0	0	3.4	16.3	0.0	0.0	0.0	0.0	
VMP-57-5A	9/21/2022	14:35	0.00	0.00	0.0	0	3.2	17.7	0.3	0.0	0.0	0.0	
VMP-57-5A	10/11/2022	14:47	0.00	0.00	0.0	0	2.0	18.1	0.0	0.0	0.0	0.0	
VMP-57-5A	11/14/2022	13:35	0.00	0.00	0.0	0	1.3	20.0	0.0	0.0	0.0	0.0	
VMP-57-5A	12/19/2022	13 04	0.00	0.00	0.0	0	0.7	20.3	0.0	0.0	0.0	0.0	
VMP-57-5A	1/17/2023	08 55	-0.16	-0.18	0.0	0	0.5	20.6	0.0	0.0	0.0	0.0	
VMP-57-5A	2/23/2023	08 05	-0.28	-0.25	0.0	0	0.5	20.5	0.0	0.0	0.0	0.0	
VMP-57-5A	3/22/2023	14:38	0.00	0.00	0.0	0	0.6	20.3	0.0	0.0	0.0	0.0	
VMP-57-10	4/25/2022	14:11	-0.69	-0.60	0.0	0	0.6	20.3	0.0	0.0	0.0	0.0	
VMP-57-10	5/24/2022	14:41	0.00	0.00	0.0	0	1.0	19.5	0.0	0.0	0.0	0.0	
VMP-57-10	6/22/2022	08 53	0.00	-0.34	0.0	0	1.7	19.1	0.0	0.0	0.0	0.0	
VMP-57-10	7/21/2022	08:26	-0.47	-0.44	0.0	0	2.2	18.6	0.0	0.0	0.0	0.0	
VMP-57-10	8/23/2022	13:26	0.00	-0.13	0.0	0	3.4	16.5	0.0	0.0	0.0	0.0	
VMP-57-10	9/21/2022	14:36	0.00	0.00	0.0	0	2.8	18.5	0.0	0.0	0.0	0.0	
VMP-57-10	10/11/2022	14:48	0.15	0.12	0.0	0	2.4	18.5	0.0	0.0	0.0	0.0	
VMP-57-10	11/14/2022	13:36	0.18	0.12	0.0	0	1.7	19.6	0.0	0.0	0.0	0.0	
VMP-57-10	12/19/2022	13 06	-0.13	-0.12	0.0	0	1.0	19.9	0.0	0.0	0.0	0.0	
VMP-57-10	1/17/2023	08 56	-0.85	-0.47	0.0	0	0.5	20.6	0.0	0.0	0.0	0.0	
VMP-57-10	1/17/2023	08 56	NM	NM	0.0	0	0.5	20.6	0.0	0.0	0.0	0.0	Duplicate sample.
VMP-57-10	2/23/2023	08 06	-0.89	-0.89	0.0	0	0.4	20.6	0.0	0.0	0.0	0.0	
VMP-57-10	3/22/2023	14:39	0.20	0.16	0.0	0	0.9	20.0	0.0	0.0	0.0	0.0	

SEE LAST PAGE OF TABLE FOR NOTES

TABLE 9
SVE SYSTEM MONTHLY MONITORING - VMP SAMPLING DATA

Sample ID	Date	Initial Reading Time (24-Hour)	Vacuum/Pressure		Fixed Gases				Soil Vapor Concentrations				Comments
			Initial Reading (Inches of H_2O)	Stabilized Reading (Inches of H_2O)	CH_4 (%)	LEL (%)	CO_2 (%)	O_2 (%)	PID (ppmv)	THC (ppmv)	CH_4 (ppmv)	PHC (ppmv)	
VMP-57-20	4/25/2022	14:12	-0.95	-0.20	0.0	0	0.5	20.3	0.0	0.0	0.0	0.0	
VMP-57-20	5/24/2022	14:42	0.18	0.00	0.0	0	1.0	19.3	0.0	0.0	0.0	0.0	
VMP-57-20	6/22/2022	08 57	0.00	-0.13	0.0	0	2.0	18.3	0.0	0.0	0.0	0.0	
VMP-57-20	7/21/2022	08:27	-7.67	-0.13	0.0	0	2.8	17.7	0.0	0.0	0.0	0.0	
VMP-57-20	8/23/2022	13:27	0.00	0.00	0.0	0	3.8	15.2	0.0	0.0	0.0	0.0	
VMP-57-20	9/21/2022	14:37	0.00	0.00	0.0	0	3.9	16.6	0.2	0.0	0.0	0.0	
VMP-57-20	10/11/2022	14:49	-1.73	-0.85	0.0	0	3.0	17.7	0.0	0.0	0.0	0.0	
VMP-57-20	11/14/2022	13:37	0.00	0.00	0.0	0	1.6	19.8	0.0	0.0	0.0	0.0	
VMP-57-20	11/14/2022	13:37	NM	NM	0.0	0	1.8	19.7	0.0	0.0	0.0	0.0	Duplicate sample.
VMP-57-20	12/19/2022	13 07	NM	NM	NM	NM	NM	NM	NM	NM	NM	NM	Screen submerged.
VMP-57-20	1/17/2023	00 00	NM	NM	NM	NM	NM	NM	NM	NM	NM	NM	Screen submerged.
VMP-57-20	2/23/2023	00 00	NM	NM	NM	NM	NM	NM	NM	NM	NM	NM	Screen submerged.
VMP-57-20	3/22/2023	14:40	-9.20	-1.12	0.0	0	0.6	20.2	0.0	0.0	0.0	0.0	
VMP-58-5	4/25/2022	13 55	-0.76	-0.04	0.0	0	0.1	20.8	0.0	0.0	0.0	0.0	
VMP-58-5	5/24/2022	14:36	-0.29	-0.28	0.0	0	0.2	20.5	0.0	0.0	0.0	0.0	
VMP-58-5	6/22/2022	08:32	-0.52	-0.52	0.0	0	0.5	20.4	0.0	0.0	0.0	0.0	
VMP-58-5	7/21/2022	08:15	-0.67	-0.64	0.0	0	0.5	20.4	0.0	0.0	0.0	0.0	
VMP-58-5	8/23/2022	13:10	-0.41	-0.36	0.0	0	0.5	20.4	0.0	0.0	0.0	0.0	
VMP-58-5	9/21/2022	14 50	0.00	-0.20	0.0	0	0.5	20.2	0.5	0.0	0.0	0.0	
VMP-58-5	10/12/2022	08:38	-0.43	-0.13	0.0	0	0.4	20.3	0.0	0.0	0.0	0.0	
VMP-58-5	11/14/2022	13:20	0.00	0.00	0.0	0	0.2	20.7	0.0	0.0	0.0	0.0	
VMP-58-5	12/19/2022	12 52	0.00	-0.19	0.0	0	0.1	20.8	0.0	0.0	0.0	0.0	
VMP-58-5	1/17/2023	08:40	-0.62	-0.66	0.0	0	0.1	20.9	0.0	0.0	0.0	0.0	
VMP-58-5	2/23/2023	07 55	-1.04	-0.98	0.0	0	0.1	20.8	0.0	0.0	0.0	0.0	
VMP-58-5	3/22/2023	14:24	0.00	0.00	0.0	0	0.1	20.8	0.0	0.0	0.0	0.0	
VMP-58-10	4/25/2022	13 56	-0.88	-1.00	0.0	0	0.0	20.9	0.0	0.0	0.0	0.0	
VMP-58-10	5/24/2022	14:31	-0.35	-0.34	0.0	0	0.1	20.6	0.0	0.0	0.0	0.0	
VMP-58-10	6/22/2022	08:33	-0.63	-0.64	0.0	0	0.2	20.7	0.0	0.0	0.0	0.0	
VMP-58-10	6/22/2022	08:33	NM	NM	0.0	0	0.2	20.6	0.0	0.0	0.0	0.0	Duplicate sample.
VMP-58-10	7/21/2022	08:16	-0.81	-0.76	0.0	0	0.3	20.5	0.0	0.0	0.0	0.0	
VMP-58-10	8/23/2022	13:12	-0.63	-0.57	0.0	0	0.5	20.4	0.0	0.0	0.0	0.0	
VMP-58-10	9/21/2022	14 51	0.00	-0.26	0.0	0	0.4	20.4	0.2	0.0	0.0	0.0	
VMP-58-10	10/12/2022	08:39	-0.53	-0.20	0.0	0	0.3	20.4	0.0	0.0	0.0	0.0	
VMP-58-10	11/14/2022	13:21	0.00	0.00	0.0	0	0.2	20.7	0.0	0.0	0.0	0.0	
VMP-58-10	12/19/2022	12 54	-0.09	-0.16	0.0	0	0.1	20.8	0.0	0.0	0.0	0.0	
VMP-58-10	1/17/2023	08:41	-0.81	-0.79	0.0	0	0.0	20.9	0.0	0.0	0.0	0.0	
VMP-58-10	2/23/2023	07 56	-1.28	-1.12	0.0	0	0.0	20.9	0.0	0.0	0.0	0.0	
VMP-58-10	2/23/2023	07 56	NM	NM	0.0	0	0.0	20.9	0.0	0.0	0.0	0.0	Duplicate sample.
VMP-58-10	3/22/2023	14:25	0.00	0.00	0.0	0	0.1	20.8	0.0	0.0	0.0	0.0	

TABLE 9
SVE SYSTEM MONTHLY MONITORING - VMP SAMPLING DATA

Sample ID	Date	Initial Reading Time (24-Hour)	Vacuum/Pressure		Fixed Gases				Soil Vapor Concentrations				Comments
			Initial Reading (Inches of H_2O)	Stabilized Reading (Inches of H_2O)	CH_4 (%)	LEL (%)	CO_2 (%)	O_2 (%)	PID (ppmv)	THC (ppmv)	CH_4 (ppmv)	PHC (ppmv)	
VMP-58-20	4/25/2022	13 57	-1.18	-1.22	0.0	0	0.2	20.6	0.0	0.0	0.0	0.0	
VMP-58-20	5/24/2022	14:32	-0.53	-0.42	0.0	0	0.2	20.3	0.0	0.0	0.0	0.0	
VMP-58-20	6/22/2022	08:34	-0.81	-0.86	0.0	0	0.3	20.4	0.0	0.0	0.0	0.0	
VMP-58-20	7/21/2022	08:17	-1.05	-0.99	0.0	0	0.8	19.8	0.0	0.0	0.0	0.0	
VMP-58-20	8/23/2022	13:12	-0.63	-0.57	0.0	0	1.3	19.2	0.0	0.0	0.0	0.0	
VMP-58-20	9/21/2022	14 52	-1.61	-0.42	0.0	0	1.4	19.7	0.6	0.0	0.0	0.0	
VMP-58-20	10/12/2022	08:40	-0.52	-0.26	0.0	0	1.7	19.4	0.0	0.0	0.0	0.0	
VMP-58-20	11/14/2022	13:22	-0.10	0.00	0.0	0	1.2	20.1	0.0	0.0	0.0	0.0	
VMP-58-20	12/19/2022	12 56	-0.15	-0.24	0.0	0	0.9	20.1	0.0	0.0	0.0	0.0	
VMP-58-20	1/17/2023	08:42	-1.03	-1.03	0.0	0	0.6	20.6	0.0	0.0	0.0	0.0	
VMP-58-20	2/23/2023	07 57	-1.57	-1.41	0.0	0	0.4	20.6	0.0	0.0	0.0	0.0	
VMP-58-20	3/22/2023	14:26	0.00	0.00	0.0	0	0.5	20.2	0.0	0.0	0.0	0.0	
VMP-58-30	4/25/2022	13 58	-1.25	-1.48	0.0	0	0.7	20.2	0.0	0.0	0.0	0.0	
VMP-58-30	5/24/2022	14:33	-0.72	-0.61	0.0	0	0.6	19.7	0.0	0.0	0.0	0.0	
VMP-58-30	6/22/2022	08:35	-1.11	-1.06	0.0	0	0.7	19.7	0.0	0.0	0.0	0.0	
VMP-58-30	7/21/2022	08:18	-1.29	-1.22	0.0	0	1.1	19.3	0.0	0.0	0.0	0.0	
VMP-58-30	8/23/2022	13:13	-0.85	-0.76	0.0	0	1.6	18.9	0.0	0.0	0.0	0.0	
VMP-58-30	9/21/2022	14 53	-0.25	-0.54	0.0	0	2.3	18.6	0.0	0.0	0.0	0.0	
VMP-58-30	10/12/2022	08:41	-0.80	-0.11	0.0	0	2.3	18.8	0.0	0.0	0.0	0.0	
VMP-58-30	10/12/2022	08:41	NM	NM	0.0	0	2.3	18.8	0.0	0.0	0.0	0.0	Duplicate sample.
VMP-58-30	11/14/2022	13:23	-0.54	0.00	0.0	0	2.1	19.3	0.0	0.0	0.0	0.0	
VMP-58-30	12/19/2022	12 58	-0.59	0.00	0.0	0	1.9	19.5	0.0	0.0	0.0	0.0	
VMP-58-30	1/17/2023	08:43	-1.85	-1.25	0.0	0	1.6	19.9	0.0	0.0	0.0	0.0	
VMP-58-30	2/23/2023	07 58	-1.82	-1.66	0.0	0	1.3	20.0	0.0	0.0	0.0	0.0	
VMP-58-30	3/22/2023	14:27	0.00	0.00	0.0	0	1.2	19.6	0.0	0.0	0.0	0.0	
VMP-59-5	4/25/2022	13:40	-0.79	-0.81	0.0	0	0.0	20.9	0.0	0.0	0.0	0.0	
VMP-59-5	5/24/2022	14:20	-5.34	-0.26	0.0	0	0.1	20.7	0.0	0.0	0.0	0.0	
VMP-59-5	6/22/2022	08:18	-3.21	-0.24	0.0	0	0.2	20.8	0.0	0.0	0.0	0.0	
VMP-59-5	7/21/2022	08 06	-0.65	-0.51	0.0	0	0.7	20.3	0.0	0.0	0.0	0.0	
VMP-59-5	8/23/2022	13 00	-0.52	-0.41	0.0	0	0.4	20.6	0.0	0.0	0.0	0.0	
VMP-59-5	9/21/2022	15 00	-0.31	-0.31	0.0	0	0.5	20.3	0.0	0.0	0.0	0.0	
VMP-59-5	10/11/2022	14:36	-0.24	-0.24	0.0	0	0.2	20.4	0.0	0.0	0.0	0.0	
VMP-59-5	11/14/2022	13 05	-0.16	-0.18	0.0	0	0.1	20.8	0.0	0.0	0.0	0.0	
VMP-59-5	12/19/2022	12:42	-0.25	-0.29	0.0	0	0.1	20.8	0.0	0.0	0.0	0.0	
VMP-59-5	1/16/2023	13:30	-0.13	-0.24	0.0	0	0.1	20.8	0.0	0.0	0.0	0.0	
VMP-59-5	2/22/2023	09 50	-0.23	-0.20	0.0	0	0.0	20.9	0.0	0.0	0.0	0.0	
VMP-59-5	3/22/2023	12:19	-0.24	-0.18	0.0	0	0.1	20.8	0.0	0.0	0.0	0.0	

TABLE 9
SVE SYSTEM MONTHLY MONITORING - VMP SAMPLING DATA

Sample ID	Date	Initial Reading Time (24-Hour)	Vacuum/Pressure		Fixed Gases				Soil Vapor Concentrations				Comments
			Initial Reading (Inches of H_2O)	Stabilized Reading (Inches of H_2O)	CH_4 (%)	LEL (%)	CO_2 (%)	O_2 (%)	PID (ppmv)	THC (ppmv)	CH_4 (ppmv)	PHC (ppmv)	
VMP-59-10	4/25/2022	13:41	-0.79	-0.77	0.0	0	0.0	20.9	0.0	0.0	0.0	0.0	
VMP-59-10	5/24/2022	14:21	-0.52	-0.47	0.0	0	0.1	20.6	0.0	0.0	0.0	0.0	
VMP-59-10	6/22/2022	08:19	-0.56	-0.51	0.0	0	0.3	20.7	0.0	0.0	0.0	0.0	
VMP-59-10	7/21/2022	08 06	-0.65	-0.51	0.0	0	0.5	20.5	0.0	0.0	0.0	0.0	
VMP-59-10	8/23/2022	13 01	-0.50	-0.41	0.0	0	0.4	20.6	0.0	0.0	0.0	0.0	
VMP-59-10	9/21/2022	15 01	-0.32	-0.31	0.0	0	0.4	20.4	0.0	0.0	0.0	0.0	
VMP-59-10	10/11/2022	14:37	-0.24	-0.25	0.0	0	0.2	20.5	0.0	0.0	0.0	0.0	
VMP-59-10	11/14/2022	13 06	-0.20	-0.20	0.0	0	0.1	20.8	0.0	0.0	0.0	0.0	
VMP-59-10	12/19/2022	12:44	-0.24	-0.29	0.0	0	0.0	20.9	0.0	0.0	0.0	0.0	
VMP-59-10	1/16/2023	13:31	-0.23	-0.21	0.0	0	0.0	20.9	0.0	0.0	0.0	0.0	
VMP-59-10	2/22/2023	09 51	-0.25	-0.20	0.0	0	0.0	20.9	0.0	0.0	0.0	0.0	
VMP-59-10	3/22/2023	12:20	-0.25	-0.17	0.0	0	0.1	20.8	0.0	0.0	0.0	0.0	
VMP-59-20	4/25/2022	13:42	-3.42	-3.99	0.0	0	0.1	20.9	0.0	0.0	0.0	0.0	
VMP-59-20	5/24/2022	14:22	-2.72	-2.65	0.0	0	0.2	20.3	0.0	0.0	0.0	0.0	
VMP-59-20	6/22/2022	08:20	-2.84	-2.90	0.0	0	0.4	20.6	0.0	0.0	0.0	0.0	
VMP-59-20	7/21/2022	08 07	-3.11	-2.96	0.0	0	0.5	20.5	0.0	0.0	0.0	0.0	
VMP-59-20	7/21/2022	08 07	NM	NM	0.0	0	0.5	20.5	0.0	0.0	0.0	0.0	Duplicate sample.
VMP-59-20	8/23/2022	13 02	-2.77	-2.14	0.0	0	0.6	20.4	0.0	0.0	0.0	0.0	
VMP-59-20	9/21/2022	15 02	0.00	0.00	0.0	0	0.1	20.7	0.0	0.0	0.0	0.0	
VMP-59-20	10/11/2022	14:38	-0.18	-0.14	0.0	0	0.0	20.9	0.0	0.0	0.0	0.0	
VMP-59-20	11/14/2022	13 07	-0.61	-1.73	0.0	0	0.1	20.8	0.0	0.0	0.0	0.0	
VMP-59-20	12/20/2022	12:45	NM	NM	0.0	0	0.3	20.7	0.0	0.0	0.0	0.0	
VMP-59-20	1/16/2023	13:32	-1.68	-1.77	0.0	0	0.2	20.8	0.0	0.0	0.0	0.0	
VMP-59-20	2/22/2023	09 52	-1.54	-1.54	0.0	0	0.1	20.8	0.0	0.0	0.0	0.0	
VMP-59-20	3/22/2023	12:21	-0.49	-1.29	0.0	0	0.2	20.7	0.0	0.0	0.0	0.0	
VMP-59-30	4/25/2022	13:43	-0.85	-0.90	0.0	0	0.0	20.9	0.0	0.0	0.0	0.0	
VMP-59-30	4/25/2022	13:43	NM	NM	0.0	0	0.0	20.9	0.0	0.0	0.0	0.0	Duplicate sample.
VMP-59-30	5/24/2022	14:23	-0.52	-0.56	0.0	0	0.1	20.7	0.0	0.0	0.0	0.0	
VMP-59-30	6/22/2022	08:21	-0.58	-0.58	0.0	0	0.4	20.6	0.0	0.0	0.0	0.0	
VMP-59-30	7/21/2022	08 08	-0.66	-0.55	0.0	0	0.6	20.4	0.0	0.0	0.0	0.0	
VMP-59-30	8/23/2022	13 03	-0.46	-0.45	0.0	0	0.6	20.3	0.0	0.0	0.0	0.0	
VMP-59-30	9/21/2022	15 03	-0.34	-0.36	0.0	0	0.6	20.2	0.0	0.0	0.0	0.0	
VMP-59-30	10/11/2022	14:39	-0.19	-0.26	0.0	0	0.3	20.3	0.0	0.0	0.0	0.0	
VMP-59-30	11/14/2022	13 08	-0.20	-0.25	0.0	0	0.2	20.7	0.0	0.0	0.0	0.0	
VMP-59-30	12/19/2022	12:46	-0.25	-0.32	0.0	0	0.1	20.8	0.0	0.0	0.0	0.0	
VMP-59-30	1/16/2023	13:33	-0.22	-0.26	0.0	0	0.1	20.8	0.0	0.0	0.0	0.0	
VMP-59-30	2/22/2023	09 53	-0.26	-0.27	0.0	0	0.0	20.9	0.0	0.0	0.0	0.0	
VMP-59-30	2/22/2023	09 53	NM	NM	0.0	0	0.0	20.9	0.0	0.0	0.0	0.0	Duplicate sample.
VMP-59-30	3/22/2023	12:22	0.00	-0.18	0.0	0	0.1	20.8	0.0	0.0	0.0	0.0	
VMP-59-30	3/22/2023	12:22	NM	NM	0.0	0	0.1	20.8	0.0	0.0	0.0	0.0	Duplicate sample.

SEE LAST PAGE OF TABLE FOR NOTES

TABLE 9
SVE SYSTEM MONTHLY MONITORING - VMP SAMPLING DATA

Sample ID	Date	Initial Reading Time (24-Hour)	Vacuum/Pressure		Fixed Gases				Soil Vapor Concentrations				Comments
			Initial Reading (Inches of H_2O)	Stabilized Reading (Inches of H_2O)	CH_4 (%)	LEL (%)	CO_2 (%)	O_2 (%)	PID (ppmv)	THC (ppmv)	CH_4 (ppmv)	PHC (ppmv)	
VMP-60-5	4/25/2022	11 55	-0.48	-0.60	0.0	0	0.3	20.4	0.0	0.0	0.0	0.0	
VMP-60-5	5/24/2022	12:45	-0.47	-0.38	0.0	0	0.4	20.5	0.0	0.0	0.0	0.0	
VMP-60-5	6/21/2022	08:16	-0.27	-0.23	0.0	0	0.5	20.3	0.0	0.0	0.0	0.0	
VMP-60-5	7/20/2022	08:35	-0.24	-0.27	0.0	0	1.2	19.6	0.0	0.0	0.0	0.0	
VMP-60-5	8/23/2022	11:15	-0.30	-0.31	0.0	0	1.2	19.7	0.0	0.0	0.0	0.0	
VMP-60-5	9/20/2022	11 53	-0.55	-0.25	0.0	0	1.1	19.7	0.0	0.0	0.0	0.0	
VMP-60-5	10/11/2022	10:17	-0.31	0.00	0.0	0	0.6	20.3	0.0	0.0	0.0	0.0	
VMP-60-5	11/14/2022	11:40	-0.10	0.00	0.0	0	0.4	20.6	0.0	0.0	0.0	0.0	
VMP-60-5	12/19/2022	10:36	-0.23	-0.21	0.0	0	0.2	20.7	0.0	0.0	0.0	0.0	
VMP-60-5	1/16/2023	13:10	NM	NM	NM	NM	NM	NM	NM	NM	NM	NM	Not sampled. VMP in construction area.
VMP-60-5	2/22/2023	10:25	-0.15	-0.09	0.0	0	0.1	20.8	0.0	0.0	0.0	0.0	
VMP-60-5	3/22/2023	12:32	-0.12	-0.10	0.0	0	0.2	20.7	0.0	0.0	0.0	0.0	
VMP-60-10	4/25/2022	11 56	-0.78	-0.44	0.0	0	0.3	20.5	0.0	0.0	0.0	0.0	
VMP-60-10	5/24/2022	12:46	-0.27	-0.31	0.0	0	0.4	20.5	0.0	0.0	0.0	0.0	
VMP-60-10	6/21/2022	08:17	-0.26	-0.17	0.0	0	0.6	20.3	0.0	0.0	0.0	0.0	
VMP-60-10	7/20/2022	08:36	-0.36	-0.29	0.0	0	1.1	19.8	0.0	0.0	0.0	0.0	
VMP-60-10	8/23/2022	11:16	-0.29	-0.23	0.0	0	1.1	19.9	0.0	0.0	0.0	0.0	
VMP-60-10	9/20/2022	11 54	-0.14	-0.22	0.0	0	0.9	19.9	0.0	0.0	0.0	0.0	
VMP-60-10	10/11/2022	10:18	-0.14	-0.25	0.0	0	0.5	20.4	0.0	0.0	0.0	0.0	
VMP-60-10	11/14/2022	11:41	-0.10	0.00	0.0	0	0.3	20.6	0.0	0.0	0.0	0.0	
VMP-60-10	12/19/2022	10:38	-0.22	-0.18	0.0	0	0.1	20.8	0.0	0.0	0.0	0.0	
VMP-60-10	1/16/2023	13:11	NM	NM	NM	NM	NM	NM	NM	NM	NM	NM	Not sampled. VMP in construction area.
VMP-60-10	2/22/2023	10:26	0.20	0.00	0.0	0	0.1	20.8	0.0	0.0	0.0	0.0	
VMP-60-10	3/22/2023	12:33	-0.11	-0.09	0.0	0	0.2	20.7	0.0	0.0	0.0	0.0	
VMP-60-20	4/25/2022	11 57	-0.57	-0.53	0.0	0	0.3	20.5	0.0	0.0	0.0	0.0	
VMP-60-20	5/24/2022	12:47	-1.13	-0.57	0.0	0	0.4	20.4	0.0	0.0	0.0	0.0	
VMP-60-20	6/21/2022	08:18	-0.73	-0.23	0.0	0	0.8	19.9	0.0	0.0	0.0	0.0	
VMP-60-20	7/20/2022	08:37	-0.30	-0.31	0.0	0	1.3	19.5	0.0	0.0	0.0	0.0	
VMP-60-20	8/23/2022	11:17	-0.56	-0.34	0.0	0	1.3	19.4	0.0	0.0	0.0	0.0	
VMP-60-20	8/23/2022	11:17	NM	NM	0.0	0	1.3	19.4	0.0	0.0	0.0	0.0	Duplicate sample.
VMP-60-20	9/20/2022	11 55	-0.92	-0.42	0.0	0	1.2	19.5	0.0	0.0	0.0	0.0	
VMP-60-20	10/11/2022	10:19	-0.48	-0.60	0.0	0	0.8	20.2	0.0	0.0	0.0	0.0	
VMP-60-20	11/14/2022	11:42	-0.13	-0.27	0.0	0	0.7	20.3	0.0	0.0	0.0	0.0	
VMP-60-20	12/19/2022	10:40	-0.40	-0.37	0.0	0	0.4	20.6	0.0	0.0	0.0	0.0	
VMP-60-20	1/16/2023	13:12	NM	NM	NM	NM	NM	NM	NM	NM	NM	NM	Not sampled. VMP in construction area.
VMP-60-20	2/22/2023	10:27	0.00	-0.12	0.0	0	0.2	20.7	0.0	0.0	0.0	0.0	
VMP-60-20	3/22/2023	12:34	-0.11	-0.25	0.0	0	0.3	20.6	0.0	0.0	0.0	0.0	

TABLE 9
SVE SYSTEM MONTHLY MONITORING - VMP SAMPLING DATA

Sample ID	Date	Initial Reading Time (24-Hour)	Vacuum/Pressure		Fixed Gases				Soil Vapor Concentrations				Comments
			Initial Reading (Inches of H_2O)	Stabilized Reading (Inches of H_2O)	CH_4 (%)	LEL (%)	CO_2 (%)	O_2 (%)	PID (ppmv)	THC (ppmv)	CH_4 (ppmv)	PHC (ppmv)	
VMP-60-33.5	4/25/2022	11 58	-0.50	-0.49	0.0	0	0.2	20.5	0.0	0.0	0.0	0.0	
VMP-60-33.5	5/24/2022	12:48	-0.33	-0.45	0.0	0	0.4	20.5	0.0	0.0	0.0	0.0	
VMP-60-33.5	6/21/2022	08:19	-0.37	-0.18	0.0	0	0.7	20.1	0.0	0.0	0.0	0.0	
VMP-60-33.5	7/20/2022	08:38	-0.49	-0.30	0.0	0	1.1	19.7	0.0	0.0	0.0	0.0	
VMP-60-33.5	7/20/2022	08:38	NM	NM	0.0	0	1.2	19.7	0.0	0.0	0.0	0.0	Duplicate sample.
VMP-60-33.5	8/23/2022	11:18	-0.27	-0.23	0.0	0	1.1	19.7	0.0	0.0	0.0	0.0	
VMP-60-33.5	9/20/2022	11 56	-0.09	-0.25	0.0	0	1.8	19.8	0.0	0.0	0.0	0.0	
VMP-60-33.5	10/11/2022	10:20	-0.30	-0.26	0.0	0	0.5	20.5	0.0	0.0	0.0	0.0	
VMP-60-33.5	11/14/2022	11:43	-0.10	-0.09	0.0	0	0.4	20.6	0.0	0.0	0.0	0.0	
VMP-60-33.5	12/19/2022	10:42	-0.25	-0.19	0.0	0	0.1	20.7	0.0	0.0	0.0	0.0	
VMP-60-33.5	1/16/2023	13:13	NM	NM	NM	NM	NM	NM	NM	NM	NM	NM	Not sampled. VMP in construction area.
VMP-60-33.5	2/22/2023	10:28	-0.16	-0.12	0.0	0	0.1	20.8	0.0	0.0	0.0	0.0	
VMP-60-33.5	3/22/2023	12:35	-0.11	0.00	0.0	0	0.2	20.7	0.0	0.0	0.0	0.0	
VMP-61-5	4/25/2022	14:20	-0.13	0.00	0.0	0	1.7	19.7	0.0	0.0	0.0	0.0	
VMP-61-5	5/24/2022	14 50	-0.48	0.15	0.0	0	2.0	18.7	0.0	0.0	0.0	0.0	
VMP-61-5	6/22/2022	09 02	-0.36	-0.15	0.0	0	2.5	18.2	0.0	0.0	0.0	0.0	
VMP-61-5	7/21/2022	08:40	-0.53	-0.17	0.0	0	3.9	15.6	0.0	0.0	0.0	0.0	
VMP-61-5	8/23/2022	13:35	-0.41	0.00	0.0	0	4.5	15.1	0.0	0.0	0.0	0.0	
VMP-61-5	9/21/2022	14:20	-0.50	0.00	0.0	0	5.0	16.1	0.0	0.0	0.0	0.0	
VMP-61-5	10/11/2022	14 55	-0.55	-0.09	0.0	0	4.0	16.6	0.0	0.0	0.0	0.0	
VMP-61-5	11/14/2022	13:45	0.00	0.00	0.0	0	3.5	17.8	0.0	0.0	0.0	0.0	
VMP-61-5	12/19/2022	13:10	-0.49	0.00	0.0	0	2.7	18.8	0.0	0.0	0.0	0.0	
VMP-61-5	1/17/2023	09:15	-0.90	0.00	0.0	0	2.2	18.9	0.0	0.0	0.0	0.0	
VMP-61-5	2/23/2023	00 00	NM	NM	NM	NM	NM	NM	NM	NM	NM	NM	Not sampled due to port integrity.
VMP-61-5	3/22/2023	00 00	NM	NM	NM	NM	NM	NM	NM	NM	NM	NM	Not sampled due to port integrity.
VMP-61-10	4/25/2022	14:21	-0.31	-0.30	0.0	0	1.5	19.4	0.0	0.0	0.0	0.0	
VMP-61-10	5/24/2022	14 51	0.00	0.15	0.0	0	1.5	19.2	0.0	0.0	0.0	0.0	
VMP-61-10	6/22/2022	09 03	-0.21	-0.12	0.0	0	1.9	19.1	0.0	0.0	0.0	0.0	
VMP-61-10	7/21/2022	08:41	-0.21	-0.25	0.0	0	1.4	18.2	0.0	0.0	0.0	0.0	
VMP-61-10	8/23/2022	13:36	-0.13	0.00	0.0	0	2.9	17.2	0.0	0.0	0.0	0.0	
VMP-61-10	9/21/2022	14:21	0.13	0.00	0.0	0	2.1	18.9	0.1	0.0	0.0	0.0	
VMP-61-10	10/11/2022	14 56	0.18	0.16	0.0	0	3.1	16.7	0.0	0.0	0.0	0.0	
VMP-61-10	11/14/2022	13:46	0.00	0.16	0.0	0	3.2	16.9	0.0	0.0	0.0	0.0	
VMP-61-10	12/19/2022	13:12	0.00	0.10	0.0	0	2.7	17.4	0.0	0.0	0.0	0.0	
VMP-61-10	1/17/2023	09:16	0.00	-0.48	0.0	0	2.2	18.2	0.0	0.0	0.0	0.0	
VMP-61-10	2/23/2023	00 00	NM	NM	NM	NM	NM	NM	NM	NM	NM	NM	Not sampled due to port integrity.
VMP-61-10	3/22/2023	00 00	NM	NM	NM	NM	NM	NM	NM	NM	NM	NM	Not sampled due to port integrity.

TABLE 9
SVE SYSTEM MONTHLY MONITORING - VMP SAMPLING DATA

Sample ID	Date	Initial Reading Time (24-Hour)	Vacuum/Pressure		Fixed Gases				Soil Vapor Concentrations				Comments
			Initial Reading (Inches of H_2O)	Stabilized Reading (Inches of H_2O)	CH_4 (%)	LEL (%)	CO_2 (%)	O_2 (%)	PID (ppmv)	THC (ppmv)	CH_4 (ppmv)	PHC (ppmv)	
VMP-61-20	4/25/2022	14:22	NM	NM	NM	NM	NM	NM	NM	NM	NM	NM	Screen submerged.
VMP-61-20	5/24/2022	14 52	NM	NM	NM	NM	NM	NM	NM	NM	NM	NM	Screen submerged.
VMP-61-20	6/22/2022	09 04	NM	NM	NM	NM	NM	NM	NM	NM	NM	NM	Screen submerged.
VMP-61-20	7/21/2022	08:42	NM	NM	NM	NM	NM	NM	NM	NM	NM	NM	Screen submerged.
VMP-61-20	8/23/2022	13:37	NM	NM	NM	NM	NM	NM	NM	NM	NM	NM	Screen submerged.
VMP-61-20	9/21/2022	14:22	NM	NM	NM	NM	NM	NM	NM	NM	NM	NM	Not sampled due to port integrity.
VMP-61-20	10/11/2022	00 00	NM	NM	NM	NM	NM	NM	NM	NM	NM	NM	Not sampled due to port integrity.
VMP-61-20	11/14/2022	00 00	NM	NM	NM	NM	NM	NM	NM	NM	NM	NM	Not sampled due to port integrity.
VMP-61-20	12/19/2022	00 00	NM	NM	NM	NM	NM	NM	NM	NM	NM	NM	Not sampled due to port integrity.
VMP-61-20	1/17/2023	00 00	NM	NM	NM	NM	NM	NM	NM	NM	NM	NM	Not sampled due to port integrity.
VMP-61-20	2/23/2023	00 00	NM	NM	NM	NM	NM	NM	NM	NM	NM	NM	Not sampled due to port integrity.
VMP-61-20	3/22/2023	00 00	NM	NM	NM	NM	NM	NM	NM	NM	NM	NM	Not sampled due to port integrity.
VMP-61-30	4/25/2022	14:23	NM	NM	NM	NM	NM	NM	NM	NM	NM	NM	Screen submerged.
VMP-61-30	5/24/2022	14 53	NM	NM	NM	NM	NM	NM	NM	NM	NM	NM	Screen submerged.
VMP-61-30	6/22/2022	09 05	-0.32	0.00	0.0	0	0.7	20.2	0.0	0.0	0.0	0.0	
VMP-61-30	7/21/2022	08:43	NM	NM	NM	NM	NM	NM	NM	NM	NM	NM	Screen submerged.
VMP-61-30	8/23/2022	13:38	NM	NM	NM	NM	NM	NM	NM	NM	NM	NM	Screen submerged.
VMP-61-30	9/21/2022	14:23	0.00	0.00	0.0	0	5.4	15.7	0.0	0.0	0.0	0.0	
VMP-61-30	10/11/2022	14 57	0.00	0.00	0.0	0	4.0	16.5	0.0	0.0	0.0	0.0	
VMP-61-30	11/14/2022	13:47	-1.69	0.00	0.0	0	3.7	17.2	0.0	0.0	0.0	0.0	
VMP-61-30	12/19/2022	13:14	0.00	0.00	0.0	0	2.9	18.0	0.0	0.0	0.0	0.0	
VMP-61-30	1/17/2023	09:18	-8.82	-0.40	0.0	0	2.7	18.1	0.0	0.0	0.0	0.0	
VMP-61-30	2/23/2023	00 00	NM	NM	NM	NM	NM	NM	NM	NM	NM	NM	Not sampled due to port integrity.
VMP-61-30	3/22/2023	00 00	NM	NM	NM	NM	NM	NM	NM	NM	NM	NM	Not sampled due to port integrity.
VMP-62-5	4/26/2022	09 05	0.00	0.00	0.0	0	1.7	18.5	0.0	0.0	0.0	0.0	
VMP-62-5	5/25/2022	09:32	0.00	0.00	0.0	0	3.2	17.2	0.0	0.0	0.0	0.0	
VMP-62-5	6/21/2022	12 03	0.00	0.00	0.0	0	5.7	15.3	0.0	0.0	0.0	0.0	
VMP-62-5	7/20/2022	13:15	0.00	0.00	0.0	0	6.5	14.7	0.0	0.0	0.0	0.0	
VMP-62-5	8/24/2022	08:10	0.00	0.00	0.0	0	7.7	14.7	0.0	0.0	0.0	0.0	
VMP-62-5	9/21/2022	12:15	0.00	0.00	0.0	0	5.3	16.1	0.0	0.0	0.0	0.0	
VMP-62-5	10/12/2022	09:37	0.00	0.00	0.0	0	3.9	17.5	0.0	0.0	0.0	0.0	
VMP-62-5	11/15/2022	11:30	0.00	0.00	0.0	0	3.1	18.5	0.0	0.0	0.0	0.0	
VMP-62-5	12/19/2022	14 02	0.00	0.00	0.0	0	2.2	19.1	0.0	0.0	0.0	0.0	
VMP-62-5	1/17/2023	10 50	0.00	0.00	0.0	0	1.6	19.7	0.0	0.0	0.0	0.0	
VMP-62-5	2/23/2023	09:30	0.00	0.00	0.0	0	1.3	19.9	0.0	0.0	0.0	0.0	
VMP-62-5	3/22/2023	08:44	0.00	0.00	0.0	0	1.4	19.5	0.0	0.0	0.0	0.0	

SEE LAST PAGE OF TABLE FOR NOTES

TABLE 9
SVE SYSTEM MONTHLY MONITORING - VMP SAMPLING DATA

Sample ID	Date	Initial Reading Time (24-Hour)	Vacuum/Pressure		Fixed Gases				Soil Vapor Concentrations				Comments
			Initial Reading (Inches of H_2O)	Stabilized Reading (Inches of H_2O)	CH_4 (%)	LEL (%)	CO_2 (%)	O_2 (%)	PID (ppmv)	THC (ppmv)	CH_4 (ppmv)	PHC (ppmv)	
VMP-62-10	4/26/2022	09 06	-0.09	0.00	0.0	0	1.9	18.7	0.0	0.0	0.0	0.0	
VMP-62-10	5/25/2022	09:33	0.00	0.00	0.0	0	2.7	17.4	0.0	0.0	0.0	0.0	
VMP-62-10	6/21/2022	12 04	0.00	0.00	0.0	0	3.9	16.5	0.0	0.0	0.0	0.0	
VMP-62-10	7/20/2022	13:16	0.00	0.00	0.0	0	5.0	16.0	0.0	0.0	0.0	0.0	
VMP-62-10	8/24/2022	08:11	0.00	0.00	0.0	0	6.3	14.8	0.0	0.0	0.0	0.0	
VMP-62-10	9/21/2022	12:16	0.00	0.00	0.0	0	5.1	16.3	0.0	0.0	0.0	0.0	
VMP-62-10	10/12/2022	09:38	0.00	0.00	0.0	0	4.7	17.0	0.0	0.0	0.0	0.0	
VMP-62-10	11/15/2022	11:31	0.00	0.00	0.0	0	3.7	18.0	0.0	0.0	0.0	0.0	
VMP-62-10	12/19/2022	14 04	0.00	0.00	0.0	0	2.7	18.8	0.0	0.0	0.0	0.0	
VMP-62-10	1/17/2023	10 51	0.00	0.00	0.0	0	2.2	19.4	0.0	0.0	0.0	0.0	
VMP-62-10	2/23/2023	09:31	0.00	0.00	0.0	0	1.9	19.6	0.0	0.0	0.0	0.0	
VMP-62-10	3/22/2023	08:45	0.00	0.00	0.0	0	2.0	19.1	0.0	0.0	0.0	0.0	
VMP-62-20	4/26/2022	09 07	-0.92	-0.80	0.0	0	1.7	19.1	0.0	0.0	0.0	0.0	
VMP-62-20	5/25/2022	09:34	-0.66	-0.64	0.0	0	2.4	17.7	0.0	0.0	0.0	0.0	
VMP-62-20	5/25/2022	09:34	NM	NM	0.0	0	2.4	17.8	0.0	0.0	0.0	0.0	Duplicate sample.
VMP-62-20	6/21/2022	12 05	-1.12	-0.51	0.0	0	3.4	17.2	0.0	0.0	0.0	0.0	
VMP-62-20	7/20/2022	13:17	-0.53	-0.50	0.0	0	4.3	16.6	0.0	0.0	0.0	0.0	
VMP-62-20	8/24/2022	08:12	-0.70	-0.69	0.0	0	5.6	15.3	0.0	0.0	0.0	0.0	
VMP-62-20	9/21/2022	12:17	-0.37	-0.33	0.0	0	4.0	15.9	0.0	0.0	0.0	0.0	
VMP-62-20	10/12/2022	09:39	-0.51	-0.16	0.0	0	4.8	17.0	0.0	0.0	0.0	0.0	
VMP-62-20	11/15/2022	11:32	-0.18	-0.28	0.0	0	3.6	18.2	0.0	0.0	0.0	0.0	
VMP-62-20	12/19/2022	14 06	-0.21	-0.30	0.0	0	2.7	19.1	0.0	0.0	0.0	0.0	
VMP-62-20	12/19/2022	14 06	NM	NM	0.0	0	2.7	19.0	0.0	0.0	0.0	0.0	Duplicate sample.
VMP-62-20	1/17/2023	10 52	0.00	-0.61	0.0	0	2.2	19.4	0.0	0.0	0.0	0.0	
VMP-62-20	2/23/2023	09:32	-1.18	-1.02	0.0	0	1.9	19.7	0.0	0.0	0.0	0.0	
VMP-62-20	3/22/2023	08:46	-0.75	-0.60	0.0	0	1.9	19.3	0.0	0.0	0.0	0.0	
VMP-62-30	4/26/2022	09 08	-1.23	-1.25	0.0	0	1.2	19.6	0.0	0.0	0.0	0.0	
VMP-62-30	5/25/2022	09:35	-0.64	-0.95	0.0	0	1.5	19.6	0.0	0.0	0.0	0.0	
VMP-62-30	6/21/2022	12 06	-0.87	-0.80	0.0	0	1.7	18.7	0.0	0.0	0.0	0.0	
VMP-62-30	7/20/2022	13:18	-0.80	-0.75	0.0	0	1.9	18.5	0.0	0.0	0.0	0.0	
VMP-62-30	8/24/2022	08:13	-1.07	-1.08	0.0	0	2.5	18.1	0.0	0.0	0.0	0.0	
VMP-62-30	9/21/2022	12:18	-0.59	-0.34	0.0	0	2.6	18.0	0.0	0.0	0.0	0.0	
VMP-62-30	10/12/2022	09:40	-0.81	-0.24	0.0	0	2.3	18.4	0.0	0.0	0.0	0.0	
VMP-62-30	11/15/2022	11:33	-0.39	-0.42	0.0	0	2.6	18.7	0.0	0.0	0.0	0.0	
VMP-62-30	12/19/2022	14 08	-0.23	-0.37	0.0	0	2.4	18.5	0.0	0.0	0.0	0.0	
VMP-62-30	1/17/2023	10 53	-0.88	-1.03	0.0	0	2.0	19.4	0.0	0.0	0.0	0.0	
VMP-62-30	2/23/2023	09:32	NM	NM	0.0	0	1.6	20.0	0.0	0.0	0.0	0.0	Duplicate sample.
VMP-62-30	2/23/2023	09:33	-1.93	-1.78	0.0	0	1.6	20.0	0.0	0.0	0.0	0.0	
VMP-62-30	3/22/2023	08:47	-0.81	-0.94	0.0	0	2.0	19.1	0.0	0.0	0.0	0.0	

TABLE 9
SVE SYSTEM MONTHLY MONITORING - VMP SAMPLING DATA

Sample ID	Date	Initial Reading Time (24-Hour)	Vacuum/Pressure		Fixed Gases				Soil Vapor Concentrations				Comments
			Initial Reading (Inches of H_2O)	Stabilized Reading (Inches of H_2O)	CH_4 (%)	LEL (%)	CO_2 (%)	O_2 (%)	PID (ppmv)	THC (ppmv)	CH_4 (ppmv)	PHC (ppmv)	
VMP-63-5	4/26/2022	08:30	-0.23	-0.18	0.0	0	0.6	20.4	0.0	0.0	0.0	0.0	
VMP-63-5	5/25/2022	08:47	-0.69	0.00	0.0	0	0.8	20.0	0.0	0.0	0.0	0.0	
VMP-63-5	6/21/2022	11:24	-0.14	0.00	0.0	0	1.2	19.9	0.0	0.0	0.0	0.0	
VMP-63-5	7/20/2022	12:25	-0.15	-0.10	0.0	0	1.4	19.5	7.4	11.3	0.0	11.3	
VMP-63-5	7/21/2022	08 00	-0.60	NM	0.0	0	1.4	19.8	0.0	0.0	0.0	0.0	Re-sampled to confirm initial results.
VMP-63-5	8/23/2022	14:20	0.00	0.00	0.0	0	1.5	19.9	0.0	0.0	0.0	0.0	
VMP-63-5	9/21/2022	13:45	0.00	0.00	0.0	0	0.9	20.2	0.5	0.0	0.0	0.0	
VMP-63-5	10/12/2022	09 07	-0.60	0.00	0.0	0	0.5	20.3	0.0	0.0	0.0	0.0	
VMP-63-5	11/15/2022	08:45	0.00	0.00	0.0	0	0.3	20.6	0.0	0.0	0.0	0.0	
VMP-63-5	12/19/2022	13:42	-0.09	0.00	0.0	0	0.2	20.7	0.0	0.0	0.0	0.0	
VMP-63-5	1/17/2023	10:10	-0.17	-0.15	0.0	0	0.2	20.9	0.0	0.0	0.0	0.0	
VMP-63-5	2/23/2023	08:45	-0.35	-0.16	0.0	0	0.2	20.7	0.0	0.0	0.0	0.0	
VMP-63-5	3/22/2023	08:17	-0.18	-0.16	0.0	0	0.2	20.7	0.0	0.0	0.0	0.0	
VMP-63-10	4/26/2022	08:31	-0.85	-0.59	0.0	0	0.4	20.4	0.0	0.0	0.0	0.0	
VMP-63-10	5/25/2022	08:45	NM	NM	0.0	0	1.0	19.9	0.0	0.0	0.0	0.0	
VMP-63-10	5/25/2022	08:45	-0.37	-0.26	0.0	0	1.0	19.8	0.0	0.0	0.0	0.0	Duplicate sample.
VMP-63-10	6/21/2022	11:25	-0.10	0.00	0.0	0	1.4	19.7	0.0	0.0	0.0	0.0	
VMP-63-10	7/20/2022	12:26	-0.09	-0.09	0.0	0	1.6	19.6	0.0	0.0	0.0	0.0	
VMP-63-10	8/23/2022	14:21	0.00	0.00	0.0	0	2.2	19.3	0.0	0.0	0.0	0.0	
VMP-63-10	9/21/2022	13:46	0.00	0.00	0.0	0	1.1	20.2	0.4	0.0	0.0	0.0	
VMP-63-10	10/12/2022	09 08	0.00	0.00	0.0	0	1.0	19.9	0.0	0.0	0.0	0.0	
VMP-63-10	11/15/2022	08:46	0.00	0.00	0.0	0	0.7	20.1	0.0	0.0	0.0	0.0	
VMP-63-10	12/19/2022	13:44	0.00	0.33	0.0	0	0.4	20.5	0.0	0.0	0.0	0.0	
VMP-63-10	1/17/2023	10:11	-0.36	-0.20	0.0	0	0.3	20.7	0.0	0.0	0.0	0.0	
VMP-63-10	2/23/2023	08:46	-0.51	0.12	0.0	0	0.2	20.7	0.0	0.0	0.0	0.0	
VMP-63-10	3/22/2023	08:18	-0.11	0.00	0.0	0	0.3	20.6	0.0	0.0	0.0	0.0	
VMP-63-20	4/26/2022	08:32	-0.73	-0.68	0.0	0	0.4	20.5	0.0	0.0	0.0	0.0	
VMP-63-20	5/25/2022	08:49	-0.79	-0.52	0.0	0	0.6	19.7	0.0	0.8	0.8	0.0	
VMP-63-20	6/21/2022	11:26	-0.31	-0.33	0.0	0	1.1	19.5	0.0	0.0	0.0	0.0	
VMP-63-20	7/20/2022	12:27	-0.35	-0.33	0.0	0	1.8	19.1	0.0	0.0	0.0	0.0	
VMP-63-20	7/20/2022	12:27	NM	NM	0.0	0	1.8	19.1	0.0	0.0	0.0	0.0	Duplicate sample.
VMP-63-20	8/23/2022	14:22	0.00	-0.17	0.0	0	2.0	18.9	0.0	0.0	0.0	0.0	
VMP-63-20	9/21/2022	13:47	0.00	0.00	0.0	0	2.3	19.2	0.4	0.0	0.0	0.0	
VMP-63-20	10/12/2022	09 09	-0.43	0.00	0.0	0	1.9	19.4	0.0	0.0	0.0	0.0	
VMP-63-20	10/12/2022	09 09	NM	NM	0.0	0	1.9	19.4	0.0	0.0	0.0	0.0	Duplicate sample.
VMP-63-20	11/15/2022	08:47	-0.29	-0.21	0.0	0	11.4	19.7	0.0	0.0	0.0	0.0	
VMP-63-20	12/19/2022	13:46	0.00	-0.11	0.0	0	1.1	19.9	0.0	0.0	0.0	0.0	
VMP-63-20	1/17/2023	10:12	-0.55	-0.45	0.0	0	0.8	20.5	0.0	0.0	0.0	0.0	
VMP-63-20	2/23/2023	08:47	-0.90	-0.94	0.0	0	0.5	20.5	0.0	0.0	0.0	0.0	
VMP-63-20	3/22/2023	08:19	0.00	-0.45	0.0	0	0.6	20.4	0.0	0.0	0.0	0.0	

TABLE 9
SVE SYSTEM MONTHLY MONITORING - VMP SAMPLING DATA

Sample ID	Date	Initial Reading Time (24-Hour)	Vacuum/Pressure		Fixed Gases				Soil Vapor Concentrations				Comments
			Initial Reading (Inches of H_2O)	Stabilized Reading (Inches of H_2O)	CH_4 (%)	LEL (%)	CO_2 (%)	O_2 (%)	PID (ppmv)	THC (ppmv)	CH_4 (ppmv)	PHC (ppmv)	
VMP-63-30	4/26/2022	08:33	-0.82	-0.67	0.0	0	0.7	20.3	0.0	0.0	0.0	0.0	
VMP-63-30	5/25/2022	08 50	-0.40	-0.64	0.0	0	0.7	19.8	0.0	0.0	0.0	0.0	
VMP-63-30	6/21/2022	11:27	-0.37	-0.40	0.0	0	0.8	19.4	0.0	0.0	0.0	0.0	
VMP-63-30	7/20/2022	12:28	-0.46	-0.38	0.0	0	1.1	19.5	0.0	0.0	0.0	0.0	
VMP-63-30	8/23/2022	14:23	0.00	0.00	0.0	0	1.5	19.5	0.0	0.0	0.0	0.0	
VMP-63-30	9/21/2022	13:48	0.00	0.00	0.0	0	1.7	19.4	0.7	0.0	0.0	0.0	
VMP-63-30	10/12/2022	09:10	-1.33	0.00	0.0	0	1.5	19.5	0.0	0.0	0.0	0.0	
VMP-63-30	11/15/2022	08:48	-0.14	0.00	0.0	0	1.2	19.9	0.0	0.0	0.0	0.0	
VMP-63-30	12/19/2022	13:48	0.00	-0.09	0.0	0	1.6	19.9	0.0	0.0	0.0	0.0	
VMP-63-30	1/17/2023	10:13	-0.56	-0.18	0.0	0	0.7	20.5	0.0	0.0	0.0	0.0	
VMP-63-30	2/23/2023	08:48	-0.42	-0.51	0.0	0	0.6	20.4	0.0	0.0	0.0	0.0	
VMP-63-30	2/23/2023	08:48	NM	NM	0.0	0	0.6	20.3	0.0	0.0	0.0	0.0	Duplicate sample.
VMP-63-30	3/22/2023	08:20	-1.25	-0.11	0.0	0	0.5	20.4	0.0	0.0	0.0	0.0	
VMP-64-5	4/26/2022	08:15	0.00	0.00	0.0	0	0.4	20.2	0.0	0.0	0.0	0.0	
VMP-64-5	5/25/2022	08:32	0.00	0.00	0.0	0	1.0	18.4	0.0	0.0	0.0	0.0	
VMP-64-5	6/21/2022	11 05	0.00	0.00	0.0	0	2.2	19.0	0.0	0.0	0.0	0.0	
VMP-64-5	7/20/2022	12:15	0.00	0.00	0.0	0	2.5	17.7	0.0	0.0	0.0	0.0	
VMP-64-5	8/23/2022	14 00	0.00	0.00	0.0	0	3.2	17.5	0.0	0.0	0.0	0.0	
VMP-64-5	9/21/2022	14 00	0.00	0.00	0.0	0	2.3	18.4	0.7	0.0	0.0	0.0	
VMP-64-5	10/12/2022	08 55	-0.10	0.00	0.0	0	2.4	17.9	0.0	0.0	0.0	0.0	
VMP-64-5	11/15/2022	08:20	0.00	0.00	0.0	0	4.1	17.1	0.0	0.0	0.0	0.0	
VMP-64-5	12/19/2022	13:32	0.00	0.00	0.0	0	0.8	20.2	0.0	0.0	0.0	0.0	
VMP-64-5	1/17/2023	10 00	0.00	0.00	0.0	0	0.7	20.5	0.0	0.0	0.0	0.0	
VMP-64-5	2/23/2023	08:30	0.00	0.00	0.0	0	0.6	20.4	0.0	0.0	0.0	0.0	
VMP-64-5	3/22/2023	08 03	0.00	0.00	0.0	0	0.8	19.8	0.0	0.0	0.0	0.0	
VMP-64-10	4/26/2022	08:16	-0.38	-0.21	0.0	0	2.1	19.0	0.0	0.0	0.0	0.0	
VMP-64-10	5/25/2022	08:33	-0.13	-0.11	0.0	0	2.4	17.7	0.0	0.0	0.0	0.0	
VMP-64-10	6/21/2022	11 06	0.00	0.00	0.0	0	2.9	17.2	0.0	0.0	0.0	0.0	
VMP-64-10	7/20/2022	12:16	0.00	0.00	0.0	0	4.2	15.7	0.0	0.0	0.0	0.0	
VMP-64-10	8/23/2022	14 01	0.00	0.00	0.0	0	4.4	14.9	0.0	0.0	0.0	0.0	
VMP-64-10	9/21/2022	14 01	0.10	0.00	0.0	0	5.1	15.1	0.0	0.0	0.0	0.0	
VMP-64-10	10/12/2022	08 56	-0.20	0.00	0.0	0	5.3	15.3	0.0	0.0	0.0	0.0	
VMP-64-10	11/15/2022	08:21	0.00	0.00	0.0	0	4.0	17.2	0.0	0.0	0.0	0.0	
VMP-64-10	12/19/2022	13:34	0.00	0.00	0.0	0	0.7	20.2	0.0	0.0	0.0	0.0	
VMP-64-10	1/17/2023	10 01	0.00	0.00	0.0	0	0.0	20.9	0.0	0.0	0.0	0.0	
VMP-64-10	2/23/2023	08:31	-0.40	-0.27	0.0	0	1.8	19.8	0.0	0.0	0.0	0.0	
VMP-64-10	3/22/2023	08 04	-0.20	-0.14	0.0	0	2.2	19.2	0.0	0.0	0.0	0.0	

TABLE 9
SVE SYSTEM MONTHLY MONITORING - VMP SAMPLING DATA

Sample ID	Date	Initial Reading Time (24-Hour)	Vacuum/Pressure		Fixed Gases				Soil Vapor Concentrations				Comments
			Initial Reading (Inches of H_2O)	Stabilized Reading (Inches of H_2O)	CH_4 (%)	LEL (%)	CO_2 (%)	O_2 (%)	PID (ppmv)	THC (ppmv)	CH_4 (ppmv)	PHC (ppmv)	
VMP-64-20	4/26/2022	08:17	0.00	-0.21	0.0	0	3.0	18.1	0.0	0.0	0.0	0.0	
VMP-64-20	4/26/2022	08:17	NM	NM	0.0	0	3.0	18.1	0.0	0.0	0.0	0.0	Duplicate sample.
VMP-64-20	5/25/2022	08:34	-0.21	-0.13	0.0	0	2.9	17.8	0.0	0.0	0.0	0.0	
VMP-64-20	6/21/2022	11 07	0.00	0.00	0.0	0	2.8	17.6	0.0	0.0	0.0	0.0	
VMP-64-20	7/20/2022	12:17	-0.09	0.00	0.0	0	2.9	17.3	0.0	0.0	0.0	0.0	
VMP-64-20	8/23/2022	14 02	0.00	0.00	0.0	0	3.3	16.5	0.0	0.0	0.0	0.0	
VMP-64-20	9/21/2022	14 02	0.00	0.00	0.0	0	3.6	16.2	0.0	0.0	0.0	0.0	
VMP-64-20	10/12/2022	08 57	-0.41	0.00	0.0	0	4.0	15.8	0.0	0.0	0.0	0.0	
VMP-64-20	11/15/2022	08:22	-0.10	0.00	0.0	0	4.4	15.9	0.0	0.0	0.0	0.0	
VMP-64-20	12/19/2022	13:36	0.12	-0.90	0.0	0	4.3	16.2	0.0	0.0	0.0	0.0	
VMP-64-20	1/17/2023	10 02	-0.40	0.00	0.0	0	4.0	17.3	0.0	0.0	0.0	0.0	
VMP-64-20	2/23/2023	08:32	-0.38	-0.65	0.0	0	3.3	18.1	0.0	0.0	0.0	0.0	
VMP-64-20	3/22/2023	08 05	-0.23	-0.25	0.0	0	3.5	17.6	0.0	0.0	0.0	0.0	
VMP-64-20	3/22/2023	08 05	NM	NM	0.0	0	3.6	17.5	0.0	0.0	0.0	0.0	Duplicate sample.
VMP-64-28	4/26/2022	08:18	NM	NM	NM	NM	NM	NM	NM	NM	NM	NM	Screen submerged.
VMP-64-28	5/25/2022	08:35	NM	NM	NM	NM	NM	NM	NM	NM	NM	NM	Screen submerged.
VMP-64-28	6/21/2022	11 08	NM	NM	NM	NM	NM	NM	NM	NM	NM	NM	Screen submerged.
VMP-64-28	7/20/2022	12:18	NM	NM	NM	NM	NM	NM	NM	NM	NM	NM	Screen submerged.
VMP-64-28	8/23/2022	14 03	NM	NM	NM	NM	NM	NM	NM	NM	NM	NM	Screen submerged.
VMP-64-28	9/21/2022	14 03	NM	NM	NM	NM	NM	NM	NM	NM	NM	NM	Screen submerged.
VMP-64-28	10/12/2022	08 58	NM	NM	NM	NM	NM	NM	NM	NM	NM	NM	Screen submerged.
VMP-64-28	11/15/2022	08:23	NM	NM	NM	NM	NM	NM	NM	NM	NM	NM	Screen submerged.
VMP-64-28	12/19/2022	13:37	NM	NM	NM	NM	NM	NM	NM	NM	NM	NM	Screen submerged.
VMP-64-28	1/17/2023	10 03	NM	NM	NM	NM	NM	NM	NM	NM	NM	NM	Screen submerged.
VMP-64-28	2/23/2023	08:34	NM	NM	NM	NM	NM	NM	NM	NM	NM	NM	Screen submerged.
VMP-64-28	3/22/2023	08 06	NM	NM	NM	NM	NM	NM	NM	NM	NM	NM	Screen submerged.
VMP-65-10	4/25/2022	09:20	-0.41	-0.31	0.0	0	6.7	10.6	0.1	0.0	0.0	0.0	
VMP-65-10	5/24/2022	10:19	0.00	0.09	0.0	0	7.0	9.6	0.1	0.0	0.0	0.0	
VMP-65-10	6/21/2022	08:40	-0.37	-0.14	0.0	0	7.0	9.9	0.4	0.0	0.0	0.0	
VMP-65-10	7/20/2022	09:15	-0.10	0.00	0.0	0	9.1	6.9	0.0	0.0	0.0	0.0	
VMP-65-10	8/23/2022	10 05	-0.14	-0.15	0.0	0	9.8	6.1	0.5	0.0	0.0	0.0	
VMP-65-10	9/20/2022	10 00	0.38	0.00	0.0	0	9.8	6.8	0.5	0.0	0.0	0.0	
VMP-65-10	10/11/2022	13 00	0.21	0.26	0.0	0	10.0	7.0	0.2	0.0	0.0	0.0	
VMP-65-10	11/14/2022	08 50	0.00	0.15	0.0	0	8.1	9.8	0.1	0.0	0.0	0.0	
VMP-65-10	12/19/2022	08:44	-0.39	-0.27	0.0	0	7.7	10.1	0.0	0.0	0.0	0.0	
VMP-65-10	1/16/2023	10:25	0.25	0.27	0.0	0	8.9	8.1	0.0	0.0	0.0	0.0	
VMP-65-10	2/22/2023	08:40	0.00	0.00	0.0	0	8.1	8.5	0.0	0.0	0.0	0.0	
VMP-65-10	3/22/2023	10:35	0.00	0.00	0.0	0	7.1	10.7	0.7	0.0	0.0	0.0	

TABLE 9
SVE SYSTEM MONTHLY MONITORING - VMP SAMPLING DATA

Sample ID	Date	Initial Reading Time (24-Hour)	Vacuum/Pressure		Fixed Gases				Soil Vapor Concentrations				Comments
			Initial Reading (Inches of H_2O)	Stabilized Reading (Inches of H_2O)	CH_4 (%)	LEL (%)	CO_2 (%)	O_2 (%)	PID (ppmv)	THC (ppmv)	CH_4 (ppmv)	PHC (ppmv)	
VMP-65-20	4/25/2022	09:21	-0.43	-0.30	0.0	0	9.3	8.0	0.1	0.0	0.0	0.0	
VMP-65-20	5/24/2022	10:20	0.15	0.09	0.0	0	8.9	8.2	0.2	0.0	0.0	0.0	
VMP-65-20	6/21/2022	08:41	-0.16	-0.14	0.0	0	9.5	7.1	0.0	0.0	0.0	0.0	
VMP-65-20	6/21/2022	08:41	NM	NM	0.0	0	9.5	7.1	0.0	0.0	0.0	0.0	Duplicate sample.
VMP-65-20	7/20/2022	09:16	-0.13	0.00	0.0	0	9.4	7.4	0.1	0.0	0.0	0.0	
VMP-65-20	8/23/2022	10 06	-0.15	-0.35	0.0	0	11.1	5.0	0.0	0.0	0.0	0.0	
VMP-65-20	9/20/2022	10 01	0.00	0.00	0.0	0	11.0	5.6	0.0	0.0	0.0	0.0	
VMP-65-20	10/11/2022	13 01	0.19	0.27	0.0	0	11.7	5.0	0.0	0.0	0.0	0.0	
VMP-65-20	11/14/2022	08 51	0.00	0.00	0.0	0	9.7	7.6	0.2	0.0	0.0	0.0	
VMP-65-20	12/19/2022	09:46	-0.23	-0.28	0.0	0	9.6	7.4	0.1	0.0	0.0	0.0	
VMP-65-20	1/16/2023	10:26	0.20	0.43	0.0	0	10.1	6.8	0.0	0.0	0.0	0.0	
VMP-65-20	2/22/2023	08:41	-0.14	0.00	0.0	0	9.7	6.8	0.0	0.0	0.0	0.0	
VMP-65-20	3/22/2023	10:36	0.00	0.00	0.0	0	7.3	10.6	0.6	0.0	0.0	0.0	
VMP-65-30	4/25/2022	09:22	-0.44	-0.32	0.0	0	14.2	1.2	0.1	0.0	0.0	0.0	
VMP-65-30	5/24/2022	10:21	0.15	0.00	0.0	0	12.9	1.8	0.2	0.0	0.0	0.0	
VMP-65-30	6/21/2022	08:42	-0.17	-0.13	0.0	0	12.1	3.0	1.1	0.0	0.0	0.0	
VMP-65-30	7/20/2022	09:17	-0.10	0.00	0.0	0	12.8	2.2	0.1	0.0	0.0	0.0	
VMP-65-30	8/23/2022	10 07	-0.16	-0.14	0.0	0	12.0	3.2	0.5	0.0	0.0	0.0	
VMP-65-30	9/20/2022	10 02	0.00	0.00	0.0	0	12.5	2.4	0.3	0.0	0.0	0.0	
VMP-65-30	10/11/2022	13 02	0.23	0.28	0.0	0	13.0	2.0	0.0	0.0	0.0	0.0	
VMP-65-30	10/11/2022	13 02	NM	NM	0.0	0	13.1	1.9	0.0	0.0	0.0	0.0	Duplicate sample.
VMP-65-30	11/14/2022	08 52	0.00	0.00	0.0	0	12.0	2.8	0.0	0.0	0.0	0.0	
VMP-65-30	12/19/2022	08:48	-0.43	-0.33	0.0	0	12.1	2.9	0.1	0.0	0.0	0.0	
VMP-65-30	1/16/2023	10:27	0.37	0.45	0.0	0	12.8	2.4	0.2	0.0	0.0	0.0	
VMP-65-30	2/22/2023	08:42	-0.10	-0.11	0.0	0	12.4	2.5	0.0	0.0	0.0	0.0	
VMP-65-30	3/22/2023	10:37	0.00	0.00	0.0	0	12.0	3.2	0.0	0.0	0.0	0.0	

Notes:

1) NM = Not Measured; NA = Not Applicable; NE = Not Encountered; PID = Photo Ionization Detector; THC = Total Hydrocarbon Concentration; PHC = Petroleum Hydrocarbon Concentration; OVR = Over-range; ppmv = Parts Per Million By Volume; btoc = Below Top of Casing; bgs = Below Ground Surface.

SEE LAST PAGE OF TABLE FOR NOTES

TABLE 10
SVE SYSTEM HEADER AND EXHAUST ANALYTICAL DATA

Location	Sample ID	Sample Date	Benzene			1,3-Butadiene			Butane			Dichloromethane (Methylene Chloride)			Ethanol			Ethylbenzene		
			Result (mg/m^3)	Lab Quals	AECOM Quals	Result (mg/m^3)	Lab Quals	AECOM Quals	Result (mg/m^3)	Lab Quals	AECOM Quals	Result (mg/m^3)	Lab Quals	AECOM Quals	Result (mg/m^3)	Lab Quals	AECOM Quals	Result (mg/m^3)	Lab Quals	AECOM Quals
SVE Public Works Header	PW-HEADER-SVE-040522	4/5/2022	36			< 1.1	U		340			< 7.2	U		< 4.9	U		4.7		
SVE Public Works Header	PW-HEADER-SVE-050222	5/2/2022	82			< 2.1	U		710			< 13	U		< 9	U		8.8		
SVE Public Works Header	PW-HEADER-SVE-060122	6/1/2022	82			< 2.3	U		660			< 14	U		< 9.7	U		8.7		
SVE Public Works Header	PW-HEADER-SVE-070622	7/6/2022	94			< 2.3	U		740			< 14	U		< 9.8	U		12		
SVE Public Works Header	PW-HEADER-SVE-080222	8/2/2022	78			< 2.2	U		610			< 14	U		< 9.6	U		11		
SVE Public Works Header	PW-HEADER-SVE-090122	9/1/2022	88			< 2.2	U		540			< 14	U		< 9.6	U		14		
SVE Public Works Header	PW-HEADER-SVE-100322	10/3/2022	76			< 2.2	U		360			3.9	J		< 9.4	U		10		
SVE Public Works Header	PW-HEADER-SVE-110122	11/1/2022	74			< 2.2	U		310			< 14	U		< 9.6	U		15		
SVE Public Works Header	PW-HEADER-SVE-120122	12/1/2022	72			< 3.2	U		290			18	J		28			12		
SVE Public Works Header	PW-HEADER-SVE-010523	1/5/2023	56			< 1.1	U		260			< 7.1	U		< 4.8	U		3.3		
SVE Public Works Header	PW-HEADER-SVE-020123	2/1/2023	69			< 4.3	U		260			< 27	U		< 18	U		9.4		
SVE Public Works Header	PW-HEADER-SVE-030123	3/1/2023	65			< 1.1	U		230			< 6.9	U		< 4.7	U		7.2		
SVE Refinery Header	WFL-HEADER-SVE-040522	4/5/2022	12			< 1.1	U		740			< 7.2	U		< 4.9	U		0.87	J	
SVE Refinery Header	WFL-HEADER-SVE-050222	5/2/2022	14			< 0.57	U		720			< 3.6	U		< 2.4	U		0.91	J	
SVE Refinery Header	WFL-HEADER-SVE-060122	6/1/2022	18			< 0.58	U		780			< 3.6	U		< 2.5	U		1	J	
SVE Refinery Header	WFL-HEADER-SVE-070622	7/6/2022	16			< 0.55	U		810			< 3.5	U		< 2.3	U		1.8		
SVE Refinery Header	WFL-HEADER-SVE-080222	8/2/2022	15			< 0.56	U		880			< 3.5	U		< 2.4	U		1.7		
SVE Refinery Header	WFL-HEADER-SVE-090122	9/1/2022	19			< 1.1	U		950			< 7	U		< 4.8	U		3.2		
SVE Refinery Header	WFL-HEADER-SVE-100322	10/3/2022	8.4			< 0.37	U		580			0.68	J		< 1.6	U		0.64	J	
SVE Refinery Header	WFL-HEADER-SVE-110122	11/1/2022	17			< 0.54	U		700			< 3.4	U		< 2.3	U		9.3		
SVE Refinery Header	WFL-HEADER-SVE-120122	12/1/2022	7.8			< 3.2	U		540			19	J		30			< 6.3	U	
SVE Refinery Header	WFL-HEADER-SVE-010523	1/5/2023	20			< 1.2	U		900			< 7.5	U		< 5.1	U		5.8		
SVE Refinery Header	WFL-HEADER-SVE-020123	2/1/2023	14			< 1.1	U		800			< 6.7	U		< 4.6	U		1.4	J	
SVE Refinery Header	WFL-HEADER-SVE-030123	3/1/2023	15			< 1.1	U		810			< 7.1	U		< 4.8	U		0.99	J	
SVE RTO Exhaust	EXH-SVE-040522	4/5/2022	0.21			< 0.0099	U		1.4			< 0.16	U		0.033	J		0.032		
SVE RTO Exhaust	EXH-SVE-050222	5/2/2022	0.49			< 0.025	U		3.4			< 0.39	U		0.12	J		0.097		
SVE RTO Exhaust	EXH-SVE-060122	6/1/2022	0.14			< 0.011	U		1.5			< 0.18	U		0.13			0.056		
SVE RTO Exhaust	EXH-SVE-070622	7/6/2022	0.057			< 0.0096	U		1			< 0.15	U		0.18			0.011	J	
SVE RTO Exhaust	EXH-SVE-080222	8/2/2022	0.16			< 0.018	U		1.4			< 0.28	U		0.056	J		0.1		
SVE RTO Exhaust	EXH-SVE-090122	9/1/2022	0.069			0.013			2.2			< 0.16	U		0.12			0.024		
SVE RTO Exhaust	EXH-SVE-100322	10/3/2022	0.13			< 0.0098	U		2.1			0.017	J		0.13			0.066		
SVE RTO Exhaust	EXH-SVE-110122	11/1/2022	0.094			< 0.024	U		2.6			< 0.38	U		0.51			0.078		
SVE RTO Exhaust	EXH-SVE-120122	12/1/2022	0.96			< 0.034	U		2.8			< 0.53	U		< 0.28	U		0.47		
SVE RTO Exhaust	EXH-SVE-010523	1/5/2023	0.14			< 0.021	U		6.6			< 0.33	U		< 0.18	U		0.038	J	
SVE RTO Exhaust	EXH-SVE-020123	2/1/2023	0.19			< 0.019	U		3			< 0.29	U		0.078	J		0.12		
SVE RTO Exhaust	EXH-SVE-030123	3/1/2023	0.15			< 0.0084	U		2			< 0.13	U		0.12			0.019		

SEE LAST PAGE OF TABLE FOR NOTES

TABLE 10
SVE SYSTEM HEADER AND EXHAUST ANALYTICAL DATA

Location	Sample ID	Sample Date	4-Ethyltoluene			Heptane			Hexane			2-Hexanone (Methyl N-Butyl Ketone)			Isopentane			2-Propanol		
			Result (mg/m^3)	Lab Quals	AECOM Quals	Result (mg/m^3)	Lab Quals	AECOM Quals	Result (mg/m^3)	Lab Quals	AECOM Quals	Result (mg/m^3)	Lab Quals	AECOM Quals	Result (mg/m^3)	Lab Quals	AECOM Quals	Result (mg/m^3)	Lab Quals	AECOM Quals
SVE Public Works Header	PW-HEADER-SVE-040522	4/5/2022	< 2.5	U		62			380			< 8.5	U		1400			< 6.4	U	
SVE Public Works Header	PW-HEADER-SVE-050222	5/2/2022	< 4.7	U		130			740			< 16	U		2800			< 12	U	
SVE Public Works Header	PW-HEADER-SVE-060122	6/1/2022	< 5.1	U		140			870			< 17	U		2900			4.4	J	
SVE Public Works Header	PW-HEADER-SVE-070622	7/6/2022	< 5.1	U		140			990			< 17	U		3800			< 13	U	
SVE Public Works Header	PW-HEADER-SVE-080222	8/2/2022	< 5	U		140			770			< 17	U		2600			< 12	U	
SVE Public Works Header	PW-HEADER-SVE-090122	9/1/2022	< 5	U		150			800			< 17	U		2700			< 12	U	
SVE Public Works Header	PW-HEADER-SVE-100322	10/3/2022	< 4.9	U		120			590			< 16	U		1800			< 12	U	
SVE Public Works Header	PW-HEADER-SVE-110122	11/1/2022	2.3	J		130			620			< 17	U		1700			< 12	U	
SVE Public Works Header	PW-HEADER-SVE-120122	12/1/2022	< 7.2	U		120			690			< 24	U		1800			20		
SVE Public Works Header	PW-HEADER-SVE-010523	1/5/2023	< 2.5	U		110			680			< 8.4	U		1900			< 6.3	U	
SVE Public Works Header	PW-HEADER-SVE-020123	2/1/2023	< 9.5	U		130			820			< 32	U		2300			< 24	U	
SVE Public Works Header	PW-HEADER-SVE-030123	3/1/2023	< 2.4	U		130			710			< 8.2	U		1600			< 6.1	U	
SVE Refinery Header	WFL-HEADER-SVE-040522	4/5/2022	< 2.5	U		21			160			< 8.5	U		1100			< 6.4	U	
SVE Refinery Header	WFL-HEADER-SVE-050222	5/2/2022	< 1.3	U		22			160			< 4.2	U		1100			< 3.2	U	
SVE Refinery Header	WFL-HEADER-SVE-060122	6/1/2022	< 1.3	U		23			200			< 4.3	U		1200			< 3.2	U	
SVE Refinery Header	WFL-HEADER-SVE-070622	7/6/2022	0.64	J		18			170			< 4.1	U		1300			< 3	U	
SVE Refinery Header	WFL-HEADER-SVE-080222	8/2/2022	< 1.2	U		24			160			< 4.1	U		1200			< 3.1	U	
SVE Refinery Header	WFL-HEADER-SVE-090122	9/1/2022	1.1	J		24			170			< 8.3	U		1300			< 6.2	U	
SVE Refinery Header	WFL-HEADER-SVE-100322	10/3/2022	< 0.82	U		13			88			< 2.7	U		720			< 2	U	
SVE Refinery Header	WFL-HEADER-SVE-110122	11/1/2022	2.1			23			110			< 4	U		850			< 3	U	
SVE Refinery Header	WFL-HEADER-SVE-120122	12/1/2022	< 7.1	U		9.9			68			< 24	U		720			18		
SVE Refinery Header	WFL-HEADER-SVE-010523	1/5/2023	< 2.6	U		28			160			< 8.8	U		1300			< 6.6	U	
SVE Refinery Header	WFL-HEADER-SVE-020123	2/1/2023	< 2.4	U		15			150			< 7.9	U		1400			< 6	U	
SVE Refinery Header	WFL-HEADER-SVE-030123	3/1/2023	< 2.5	U		18			170			< 8.4	U		1200			< 6.3	U	
SVE RTO Exhaust	EXH-SVE-040522	4/5/2022	0.02	J		0.18			0.77			< 0.073	U		3.1			0.043	J	
SVE RTO Exhaust	EXH-SVE-050222	5/2/2022	0.034	J		0.51			2.5			< 0.18	U		8.7			0.11		
SVE RTO Exhaust	EXH-SVE-060122	6/1/2022	0.024	J		0.27			1.2			0.062	J		3.7			0.057		
SVE RTO Exhaust	EXH-SVE-070622	7/6/2022	0.022			0.092			0.46			0.12			1.7			0.084		
SVE RTO Exhaust	EXH-SVE-080222	8/2/2022	0.023	J		0.38			1.2			0.1	J		4.4			0.032	J	
SVE RTO Exhaust	EXH-SVE-090122	9/1/2022	< 0.023	U		0.13			0.62			0.12			3.6			0.05		
SVE RTO Exhaust	EXH-SVE-100322	10/3/2022	0.011	J		0.29			1.2			0.11			4.5			0.055		
SVE RTO Exhaust	EXH-SVE-110122	11/1/2022	0.037	J		0.23			0.88			0.13	J		4.4			0.092	J	J
SVE RTO Exhaust	EXH-SVE-120122	12/1/2022	0.13	CN	J	1.7			6.7			< 0.25	U		16			< 0.15	U	
SVE RTO Exhaust	EXH-SVE-010523	1/5/2023	< 0.047	U		0.17			1.1			< 0.16	U		8.2			< 0.093	U	
SVE RTO Exhaust	EXH-SVE-020123	2/1/2023	0.028	J		0.41			1.7			< 0.14	U		6.1			< 0.083	U	
SVE RTO Exhaust	EXH-SVE-030123	3/1/2023	0.013	J		0.15			0.86			0.037	J		3.8			0.055		

SEE LAST PAGE OF TABLE FOR NOTES

TABLE 10
SVE SYSTEM HEADER AND EXHAUST ANALYTICAL DATA

Location	Sample ID	Sample Date	Tetrachloroethene			Trichloroethene			1,2,4-Trimethylbenzene			1,3,5-Trimethylbenzene			2,2,4-Trimethylpentane			m,p-Xylene		
			Result (mg/m^3)	Lab Quals	AECOM Quals	Result (mg/m^3)	Lab Quals	AECOM Quals	Result (mg/m^3)	Lab Quals	AECOM Quals	Result (mg/m^3)	Lab Quals	AECOM Quals	Result (mg/m^3)	Lab Quals	AECOM Quals	Result (mg/m^3)	Lab Quals	AECOM Quals
SVE Public Works Header	PW-HEADER-SVE-040522	4/5/2022	< 3.5	U		< 2.8	U		0.73	J		< 2.5	U		300			9.1		
SVE Public Works Header	PW-HEADER-SVE-050222	5/2/2022	< 6.4	U		< 5.1	U		< 4.7	U		< 4.7	U		600			15		J
SVE Public Works Header	PW-HEADER-SVE-060122	6/1/2022	< 7	U		< 5.5	U		< 5.1	U		< 5.1	U		610			15		J
SVE Public Works Header	PW-HEADER-SVE-070622	7/6/2022	< 7	U		< 5.6	U		1.5	J		< 5.1	U		690			24		
SVE Public Works Header	PW-HEADER-SVE-080222	8/2/2022	< 6.9	U		< 5.5	U		< 5	U		< 5	U		580			22		
SVE Public Works Header	PW-HEADER-SVE-090122	9/1/2022	< 6.9	U		< 5.5	U		< 5	U		< 5	U		620			29	CN	
SVE Public Works Header	PW-HEADER-SVE-100322	10/3/2022	< 6.8	U		< 5.4	U		< 4.9	U		< 4.9	U		440			20		
SVE Public Works Header	PW-HEADER-SVE-110122	11/1/2022	< 6.9	U		< 5.4	U		1.6	J		< 5	U		470			28		
SVE Public Works Header	PW-HEADER-SVE-120122	12/1/2022	< 10	U		< 7.9	U		< 7.2	U		< 7.2	U		520			25	CN	J
SVE Public Works Header	PW-HEADER-SVE-010523	1/5/2023	< 3.4	U		< 2.7	U		< 2.5	U		< 2.5	U		460			5.2		
SVE Public Works Header	PW-HEADER-SVE-020123	2/1/2023	< 13	U		< 10	U		< 9.5	U		< 9.5	U		650			15		
SVE Public Works Header	PW-HEADER-SVE-030123	3/1/2023	0.82	J		< 2.7	U		0.3	J		< 2.4	U		530			11		
SVE Refinery Header	WFL-HEADER-SVE-040522	4/5/2022	< 3.5	U		< 2.8	U		< 2.5	U		< 2.5	U		330			1.4	J	
SVE Refinery Header	WFL-HEADER-SVE-050222	5/2/2022	< 1.7	U		< 1.4	U		< 1.3	U		< 1.3	U		370			2		
SVE Refinery Header	WFL-HEADER-SVE-060122	6/1/2022	< 1.8	U		< 1.4	U		< 1.3	U		< 1.3	U		420			1.9		
SVE Refinery Header	WFL-HEADER-SVE-070622	7/6/2022	< 1.7	U		< 1.3	U		0.67	J		< 1.2	U		420			3.8		
SVE Refinery Header	WFL-HEADER-SVE-080222	8/2/2022	< 1.7	U		< 1.4	U		0.37	J		< 1.2	U		440			3.1		
SVE Refinery Header	WFL-HEADER-SVE-090122	9/1/2022	< 3.4	U		< 2.7	U		0.99	J		< 2.5	U		470			8		
SVE Refinery Header	WFL-HEADER-SVE-100322	10/3/2022	< 1.1	U		< 0.89	U		0.23	J		< 0.82	U		280			1.7		
SVE Refinery Header	WFL-HEADER-SVE-110122	11/1/2022	< 1.6	U		< 1.3	U		1.7			0.89	J		320			21		
SVE Refinery Header	WFL-HEADER-SVE-120122	12/1/2022	< 9.8	U		< 7.8	U		< 7.1	U		< 7.1	U		230			2.7	J	J
SVE Refinery Header	WFL-HEADER-SVE-010523	1/5/2023	< 3.7	U		< 2.9	U		0.95	J		< 2.6	U		360			12		
SVE Refinery Header	WFL-HEADER-SVE-020123	2/1/2023	< 3.3	U		< 2.6	U		0.45	J		< 2.4	U		320			2.4		
SVE Refinery Header	WFL-HEADER-SVE-030123	3/1/2023	0.89	J		< 2.7	U		< 2.5	U		< 2.5	U		280			1.7	J	
SVE RTO Exhaust	EXH-SVE-040522	4/5/2022	< 0.03	U		0.046			0.021	J		0.0090	J		1			0.076		
SVE RTO Exhaust	EXH-SVE-050222	5/2/2022	< 0.076	U		< 0.06	U		0.047	J		0.019	J		3.2			0.2		
SVE RTO Exhaust	EXH-SVE-060122	6/1/2022	< 0.035	U		< 0.028	U		0.03			0.013	J		1.6			0.13		
SVE RTO Exhaust	EXH-SVE-070622	7/6/2022	< 0.03	U		< 0.023	U		0.03			0.0099	J		0.9			0.028		
SVE RTO Exhaust	EXH-SVE-080222	8/2/2022	< 0.056	U		< 0.044	U		0.041			0.014	J		1.8			0.25		
SVE RTO Exhaust	EXH-SVE-090122	9/1/2022	< 0.032	U		< 0.025	U		0.023			0.0092	J		1.3			0.06		
SVE RTO Exhaust	EXH-SVE-100322	10/3/2022	< 0.03	U		< 0.024	U		0.025			0.011	J		1.8			0.16		
SVE RTO Exhaust	EXH-SVE-110122	11/1/2022	< 0.075	U		< 0.059	U		0.048	J		< 0.054	U		2	J	J	0.19		
SVE RTO Exhaust	EXH-SVE-120122	12/1/2022	< 0.1	U		< 0.081	U		0.14			0.052	J		7.1			1.1		
SVE RTO Exhaust	EXH-SVE-010523	1/5/2023	< 0.064	U		< 0.051	U		< 0.047	U		< 0.047	U		2.4			0.081		
SVE RTO Exhaust	EXH-SVE-020123	2/1/2023	< 0.057	U		0.027	J		0.066			0.022	J		2.4			0.26		
SVE RTO Exhaust	EXH-SVE-030123	3/1/2023	< 0.026	U		< 0.02	U		0.019			< 0.019	U		1.2			0.039		

SEE LAST PAGE OF TABLE FOR NOTES

TABLE 10
SVE SYSTEM HEADER AND EXHAUST ANALYTICAL DATA

Location	Sample ID	Sample Date	o-Xylene			TPH (C2-C10)			Butane			Isopentane			C6+			Carbon Dioxide		
			Result (mg/m^3)	Lab Quals	AECOM Quals	Result (mg/m^3)	Lab Quals	AECOM Quals	Result (%)	Lab Quals	AECOM Quals	Result (%)	Lab Quals	AECOM Quals	Result (%)	Lab Quals	AECOM Quals	Result (%)	Lab Quals	AECOM Quals
SVE Public Works Header	PW-HEADER-SVE-040522	4/5/2022	1.7	J		11000			0.018			0.055			0.11			3.5		
SVE Public Works Header	PW-HEADER-SVE-050222	5/2/2022	1.2	J		24000			0.038			0.12			0.26			6.3		
SVE Public Works Header	PW-HEADER-SVE-060122	6/1/2022	1.2	J		24000			0.034			0.12			0.26			5.7		
SVE Public Works Header	PW-HEADER-SVE-070622	7/6/2022	1.5	J		24000			0.033			0.12			0.28			6.1		
SVE Public Works Header	PW-HEADER-SVE-080222	8/2/2022	1.4	J		14000			0.030			0.11			0.27			6.3		
SVE Public Works Header	PW-HEADER-SVE-090122	9/1/2022	2	J		21000			0.026			0.11			0.26			6.1		
SVE Public Works Header	PW-HEADER-SVE-100322	10/3/2022	< 4.3	U		18000		J	0.020			0.093			0.24			5.5		
SVE Public Works Header	PW-HEADER-SVE-110122	11/1/2022	1.7	J		22000		J	0.019			0.098			0.26			5.7		
SVE Public Works Header	PW-HEADER-SVE-120122	12/1/2022	2	J		22000		J	0.017			0.0074			0.29			5.5		
SVE Public Works Header	PW-HEADER-SVE-010523	1/5/2023	< 2.2	U		14000			0.014			0.070			0.17			4.1		
SVE Public Works Header	PW-HEADER-SVE-020123	2/1/2023	< 8.4	U		20000			0.016			0.088			0.29			5.6		
SVE Public Works Header	PW-HEADER-SVE-030123	3/1/2023	0.49	J		19000			0.014			0.078			0.26			5.1		
SVE Refinery Header	WFL-HEADER-SVE-040522	4/5/2022	< 2.2	U		8300			0.039			0.042			0.089			3.8		
SVE Refinery Header	WFL-HEADER-SVE-050222	5/2/2022	< 1.1	U		8200			0.034			0.039			0.070			3.1		
SVE Refinery Header	WFL-HEADER-SVE-060122	6/1/2022	< 1.1	U		9400			0.040			0.047			0.14			3.3		
SVE Refinery Header	WFL-HEADER-SVE-070622	7/6/2022	0.55	J		6000			0.033			0.039			0.097			3.4		
SVE Refinery Header	WFL-HEADER-SVE-080222	8/2/2022	0.53	J		8500			0.034			0.038			0.071			3.3		
SVE Refinery Header	WFL-HEADER-SVE-090122	9/1/2022	0.81	J		9700			0.034			0.038			0.094			3.6		
SVE Refinery Header	WFL-HEADER-SVE-100322	10/3/2022	0.32	J		6400			0.030			0.033			0.061			3.5		
SVE Refinery Header	WFL-HEADER-SVE-110122	11/1/2022	1.4			7600			0.035			0.038			0.11			3.6		
SVE Refinery Header	WFL-HEADER-SVE-120122	12/1/2022	< 6.3	U		7800			0.028			0.030			0.052			3.6		
SVE Refinery Header	WFL-HEADER-SVE-010523	1/5/2023	0.73	J		9300			0.038			0.042			0.069			3.4		
SVE Refinery Header	WFL-HEADER-SVE-020123	2/1/2023	< 2.1	U		9100			0.044			0.050			0.11			4.2		
SVE Refinery Header	WFL-HEADER-SVE-030123	3/1/2023	< 2.2	U		12000			0.045			0.054			0.12			3.6		
SVE RTO Exhaust	EXH-SVE-040522	4/5/2022	0.018	J		32			0.000078	J		0.00011	J		0.00014	J		0.80		
SVE RTO Exhaust	EXH-SVE-050222	5/2/2022	0.029	J		100			0.00016	J		0.00030	J		0.00085	J		0.84		
SVE RTO Exhaust	EXH-SVE-060122	6/1/2022	0.011	J		46			< 0.0023	U		0.00014	J		0.000090	J		0.80		
SVE RTO Exhaust	EXH-SVE-070622	7/6/2022	0.0064	J		30			< 0.0024	U		< 0.0024	U		< 0.024	U		0.78		
SVE RTO Exhaust	EXH-SVE-080222	8/2/2022	0.016	J		64			0.00012	J		0.00020	J		0.00014	J		0.75		
SVE RTO Exhaust	EXH-SVE-090122	9/1/2022	0.0067	J		42			< 0.0023	U		< 0.0023	U		< 0.023	J	U	0.81		
SVE RTO Exhaust	EXH-SVE-100322	10/3/2022	0.01	J		55			< 0.0022	U		< 0.0022	U		0.00017	J		0.71		
SVE RTO Exhaust	EXH-SVE-110122	11/1/2022	0.013	J		45			< 0.0022	U		< 0.0022	U		< 0.022	U		0.65		
SVE RTO Exhaust	EXH-SVE-120122	12/1/2022	0.079			160		J	0.00014	J		0.00052	J		0.0012	J		0.72		
SVE RTO Exhaust	EXH-SVE-010523	1/5/2023	< 0.041	U		59			0.00023	J		0.00027	J		< 0.022	J	U	0.68		
SVE RTO Exhaust	EXH-SVE-020123	2/1/2023	0.02	J		60			0.00012	J		0.00020	J		0.00023	J		0.95		
SVE RTO Exhaust	EXH-SVE-030123	3/1/2023	< 0.016	U		43			< 0.0023	U		< 0.0023	U		< 0.023	U		0.72		

SEE LAST PAGE OF TABLE FOR NOTES

TABLE 10
SVE SYSTEM HEADER AND EXHAUST ANALYTICAL DATA

Location	Sample ID	Sample Date	Ethane			Isobutane			Methane			Neopentane			Nitrogen			Oxygen		
			Result (%)	Lab Quals	AECOM Quals	Result (%)	Lab Quals	AECOM Quals	Result (%)	Lab Quals	AECOM Quals	Result (%)	Lab Quals	AECOM Quals	Result (%)	Lab Quals	AECOM Quals	Result (%)	Lab Quals	AECOM Quals
SVE Public Works Header	PW-HEADER-SVE-040522	4/5/2022	0.00014	J		0.0019	J		1.9			0.00014	J		78			16		
SVE Public Works Header	PW-HEADER-SVE-050222	5/2/2022	0.00027	J		0.0043			3.4			0.00030	J		78			12		
SVE Public Works Header	PW-HEADER-SVE-060122	6/1/2022	0.00023	J		0.0037			2.9			0.00026	J		78			13		
SVE Public Works Header	PW-HEADER-SVE-070622	7/6/2022	0.00020	J		0.0035			2.9			0.00029	J		78			13		
SVE Public Works Header	PW-HEADER-SVE-080222	8/2/2022	0.00014	J		0.0030			3.3			0.00027	J		78			12		
SVE Public Works Header	PW-HEADER-SVE-090122	9/1/2022	0.00011	J		0.0024			3.2			0.00024	J		77			13		
SVE Public Works Header	PW-HEADER-SVE-100322	10/3/2022	< 0.0020	U		0.0018	J		2.5			0.00018	J		78			14		
SVE Public Works Header	PW-HEADER-SVE-110122	11/1/2022	< 0.0020	U		0.0017	J		2.6			< 0.0020	U		77			14		
SVE Public Works Header	PW-HEADER-SVE-120122	12/1/2022	0.00018	J		0.0025			2.7			0.00017	J		76			15		
SVE Public Works Header	PW-HEADER-SVE-010523	1/5/2023	0.00019	J		0.0023			2.3			0.00013	J		77			16		
SVE Public Works Header	PW-HEADER-SVE-020123	2/1/2023	0.00022	J		0.0018	J		3.1			< 0.0019	U		77			14		
SVE Public Works Header	PW-HEADER-SVE-030123	3/1/2023	0.00020	J		0.0014	J		3.0			0.00014	J		77			15		
SVE Refinery Header	WFL-HEADER-SVE-040522	4/5/2022	0.00022	J		0.0040			1.3			0.00019	J		79			16		
SVE Refinery Header	WFL-HEADER-SVE-050222	5/2/2022	0.00021	J		0.0035			1.3			0.00018	J		78			17		
SVE Refinery Header	WFL-HEADER-SVE-060122	6/1/2022	0.00023	J		0.0040			1.6			0.00017	J		78			17		
SVE Refinery Header	WFL-HEADER-SVE-070622	7/6/2022	0.00019	J		0.0032			1.3			0.00015	J		78			17		
SVE Refinery Header	WFL-HEADER-SVE-080222	8/2/2022	0.00017	J		0.0033			1.2			0.00015	J		78			17		
SVE Refinery Header	WFL-HEADER-SVE-090122	9/1/2022	0.00019	J		0.0034			1.3			0.00016	J		78			17		
SVE Refinery Header	WFL-HEADER-SVE-100322	10/3/2022	0.00015	J		0.0030			1.1			0.00015	J		78			17		
SVE Refinery Header	WFL-HEADER-SVE-110122	11/1/2022	0.00018	J		0.0034			1.2			< 0.0020	U		78			17		
SVE Refinery Header	WFL-HEADER-SVE-120122	12/1/2022	0.00014	J		0.0028			0.97			0.00013	J		78			17		
SVE Refinery Header	WFL-HEADER-SVE-010523	1/5/2023	0.00021	J		0.0038			1.5			0.00018	J		77			18		
SVE Refinery Header	WFL-HEADER-SVE-020123	2/1/2023	0.00026	J		0.0045			2.0			< 0.0019	U		78			16		
SVE Refinery Header	WFL-HEADER-SVE-030123	3/1/2023	0.00027	J		0.0045			1.9			0.00023	J		77			17		
SVE RTO Exhaust	EXH-SVE-040522	4/5/2022	< 0.0022	U		< 0.0022	U		0.0039			< 0.0022	U		79			20		
SVE RTO Exhaust	EXH-SVE-050222	5/2/2022	< 0.0022	U		< 0.0022	U		0.0076			< 0.0022	U		80			19		
SVE RTO Exhaust	EXH-SVE-060122	6/1/2022	< 0.0023	U		< 0.0023	U		0.0037			< 0.0023	U		79			20		
SVE RTO Exhaust	EXH-SVE-070622	7/6/2022	< 0.0024	U		< 0.0024	U		0.0023			< 0.0024	U		79			20		
SVE RTO Exhaust	EXH-SVE-080222	8/2/2022	< 0.0025	U		< 0.0025	U		0.0062			< 0.0025	U		79			20		
SVE RTO Exhaust	EXH-SVE-090122	9/1/2022	< 0.0023	U		< 0.0023	U		0.0035			< 0.0023	U		79			20		
SVE RTO Exhaust	EXH-SVE-100322	10/3/2022	< 0.0022	U		< 0.0022	U		0.0048			< 0.0022	U		78			21		
SVE RTO Exhaust	EXH-SVE-110122	11/1/2022	< 0.0022	U		< 0.0022	U		0.0038			< 0.0022	U		78			21		
SVE RTO Exhaust	EXH-SVE-120122	12/1/2022	< 0.0023	U		< 0.0023	U		0.015			< 0.0023	U		78			21		
SVE RTO Exhaust	EXH-SVE-010523	1/5/2023	< 0.0022	U		< 0.0022	U		0.0097			< 0.0022	U		78			21		
SVE RTO Exhaust	EXH-SVE-020123	2/1/2023	< 0.0021	U		< 0.0021	U		0.0077			< 0.0021	U		78			21		
SVE RTO Exhaust	EXH-SVE-030123	3/1/2023	< 0.0023	U		< 0.0023	U		0.0050			< 0.0023	U		78			21		

SEE LAST PAGE OF TABLE FOR NOTES

TABLE 10
SVE SYSTEM HEADER AND EXHAUST ANALYTICAL DATA

Location	Sample ID	Sample Date	Pentane			Propane		
			Result (%)	Lab Quals	AECOM Quals	Result (%)	Lab Quals	AECOM Quals
SVE Public Works Header	PW-HEADER-SVE-040522	4/5/2022	**0.038**			**0.00034**	J	
SVE Public Works Header	PW-HEADER-SVE-050222	5/2/2022	**0.091**			**0.00068**	J	
SVE Public Works Header	PW-HEADER-SVE-060122	6/1/2022	**0.085**			**0.00059**	J	
SVE Public Works Header	PW-HEADER-SVE-070622	7/6/2022	**0.091**			**0.00042**	J	
SVE Public Works Header	PW-HEADER-SVE-080222	8/2/2022	**0.083**			**0.00026**	J	
SVE Public Works Header	PW-HEADER-SVE-090122	9/1/2022	**0.078**			**0.00019**	J	
SVE Public Works Header	PW-HEADER-SVE-100322	10/3/2022	**0.071**			**0.00015**	J	
SVE Public Works Header	PW-HEADER-SVE-110122	11/1/2022	**0.076**			**0.00012**	J	
SVE Public Works Header	PW-HEADER-SVE-120122	12/1/2022	**0.076**			**0.00038**	J	
SVE Public Works Header	PW-HEADER-SVE-010523	1/5/2023	**0.057**			**0.00070**	J	
SVE Public Works Header	PW-HEADER-SVE-020123	2/1/2023	**0.072**			**0.00042**	J	
SVE Public Works Header	PW-HEADER-SVE-030123	3/1/2023	**0.063**			**0.00023**	J	
SVE Refinery Header	WFL-HEADER-SVE-040522	4/5/2022	**0.017**			**0.00024**	J	
SVE Refinery Header	WFL-HEADER-SVE-050222	5/2/2022	**0.017**			**0.00020**	J	
SVE Refinery Header	WFL-HEADER-SVE-060122	6/1/2022	**0.020**			**0.00023**	J	
SVE Refinery Header	WFL-HEADER-SVE-070622	7/6/2022	**0.016**			**0.00019**	J	
SVE Refinery Header	WFL-HEADER-SVE-080222	8/2/2022	**0.015**			**0.00018**	J	
SVE Refinery Header	WFL-HEADER-SVE-090122	9/1/2022	**0.015**			**0.00019**	J	
SVE Refinery Header	WFL-HEADER-SVE-100322	10/3/2022	**0.013**			**0.00017**	J	
SVE Refinery Header	WFL-HEADER-SVE-110122	11/1/2022	**0.015**			**0.00019**	J	
SVE Refinery Header	WFL-HEADER-SVE-120122	12/1/2022	**0.011**			**0.00016**	J	
SVE Refinery Header	WFL-HEADER-SVE-010523	1/5/2023	**0.017**			**0.00022**	J	
SVE Refinery Header	WFL-HEADER-SVE-020123	2/1/2023	**0.020**			**0.00027**	J	
SVE Refinery Header	WFL-HEADER-SVE-030123	3/1/2023	**0.023**			**0.00028**	J	
SVE RTO Exhaust	EXH-SVE-040522	4/5/2022	**0.000067**	J		< 0.0022	U	
SVE RTO Exhaust	EXH-SVE-050222	5/2/2022	**0.00020**	J		< 0.0022	U	
SVE RTO Exhaust	EXH-SVE-060122	6/1/2022	< 0.0023	U		< 0.0023	U	
SVE RTO Exhaust	EXH-SVE-070622	7/6/2022	< 0.0024	U		< 0.0024	U	
SVE RTO Exhaust	EXH-SVE-080222	8/2/2022	< 0.0025	U		< 0.0025	U	
SVE RTO Exhaust	EXH-SVE-090122	9/1/2022	< 0.0023	U		< 0.0023	U	
SVE RTO Exhaust	EXH-SVE-100322	10/3/2022	< 0.0022	U		< 0.0022	U	
SVE RTO Exhaust	EXH-SVE-110122	11/1/2022	< 0.0022	U		< 0.0022	U	
SVE RTO Exhaust	EXH-SVE-120122	12/1/2022	**0.00040**	J		< 0.0023	U	
SVE RTO Exhaust	EXH-SVE-010523	1/5/2023	< 0.0022	U		< 0.0022	U	
SVE RTO Exhaust	EXH-SVE-020123	2/1/2023	< 0.0021	U		< 0.0021	U	
SVE RTO Exhaust	EXH-SVE-030123	3/1/2023	< 0.0023	U		< 0.0023	U	

Notes:
Analytes shown were detected in at least one sample on Table 10 during the current quarter or previous 3 quarters.
Bold results are detections above the RL, or estimated detections between the MDL and RL.

Lab Qualifiers
J = Estimated value; results between the MDL and RL
U = Compound analyzed for but not detected above the RL
E = Exceeds instrument calibration range
ND, UJ = Non-detected compound associated with low bias in the continuing calibration verification (CCV)
J0 = Estimated value due to bias in the CCV
CN = Indicates potential high bias due to use of Tedlar© bag for off-line dilution

AECOM Qualifiers
J = Estimated detection
UJ = Estimated non-detect
U = Non-detect due to blank contamination

Figures

The following MVS descriptions and assumptions apply to **Figures 9** through **12**:

Plan View Model Output – The data input for the plan view model was not limited by depth and was modeled in three dimensions (3D). The bottom surface of the resulting model was limited to the potentiometric groundwater surface elevation. The two dimensional (2D) appearance of the figures created from the 3D model was achieved by displaying an aerial view of horizontal slices through the model. The horizontal slices were taken parallel to the ground surface that was created from GPS survey data, rather than at single elevation plane. The result of this is a surface that accurately represents soil vapor concentrations at discreet depths measured from ground surface.

Inward Kriging / Boundary Cut-off – This method of Kriging limits the horizontal extent of data modeling to the extent of the data on the x/y plane in a convex hull. The model is bounded by the VMPs.

Vertical Cut-off – The bottom surface of this model is based on the current quarter's groundwater gauging data collected in Roxana. The groundwater gauging data was used to model a 2D surface that represents the interface between the top surface of groundwater and the bottom surface of soil vapor.

Duplicate Samples – In locations and depths where duplication samples were collected, the higher concentration was used.

Detection Limits – In cases where the lab reported a non-detect, half the value of the lab detection limit was used in the model. This conservative method is based on the assumption that the soil is likely not free of benzene, but the quantity contained is lower than detectable at the analyzed dilution. Data are posted where non-detect.

File: G:\USERS\MADALINA.TAMAS\AECOM DIRECTORY\GDS GIS SERVICES – DCS AMERICAS\SHELL\ILLINOIS\USF00666-900 S CENTRAL AVE-ROXANA-IL\ROXANA 4920 SV-SVE RPT\WORKSPACE\03.04.2021\FIGURE 1 INVESTIGATION AREA LOCATION MAP.DWG Last edited: Mar. 4, 21 @ 5:06 PM by: WCC-ST.LOUIS

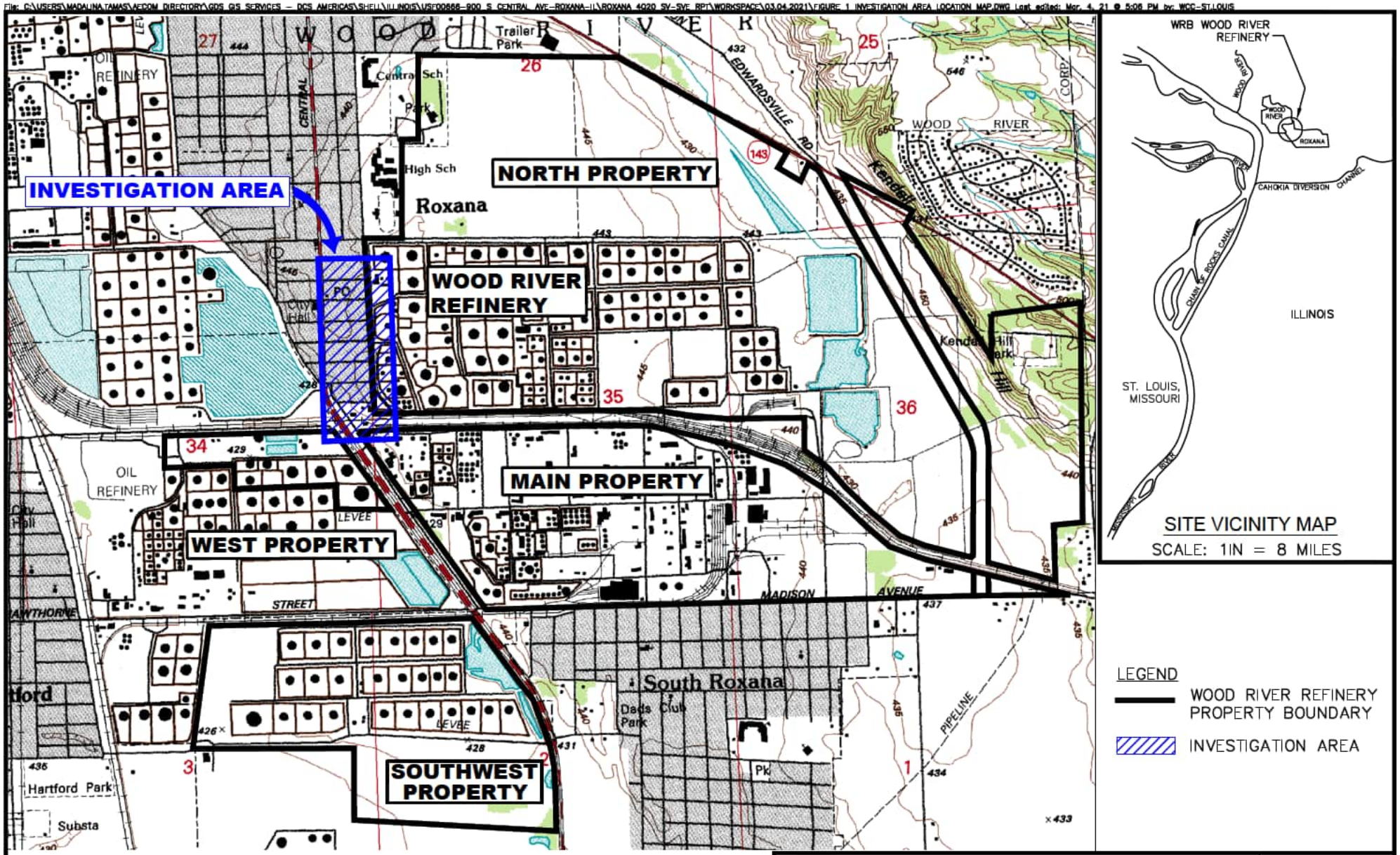

CONTOUR INTERVAL = 5 FT

0 2000

SCALE FEET

N

SOURCE:
ELECTRONIC USGS DIGITAL RASTER GRAPHIC 7.5 MINUTE TOPOGRAPHIC MAP OF WOOD RIVER, IL–MO REVISED 1994.

EQUILON ENTERPRISES LLC dba SHELL OIL PRODUCTS US
SOIL VAPOR MONITORING PROGRAM
ROXANA, ILLINOIS

AECOM

DRN. BY: gds October 2021
DSGN. BY: djd
CHKD. BY: smf

Investigation Area Location Map

FIG. NO. 1

File: C:\USERS\LORENTE\AECOM\GDS GIS SERVICES – GIS CAD PROJECTS\DCS AMERICAS\SHELL\ILLINOIS\USF00666-900_S_CENTRAL_AVE-ROXANA-IL\ROXANA 1Q23 SV-SVE RPT\WORKSPACE\FIGURE 2 1Q23 VAPOR MONITORING SAMPLING POINT LOCATIONS.DWG Last edited: Apr. 11,

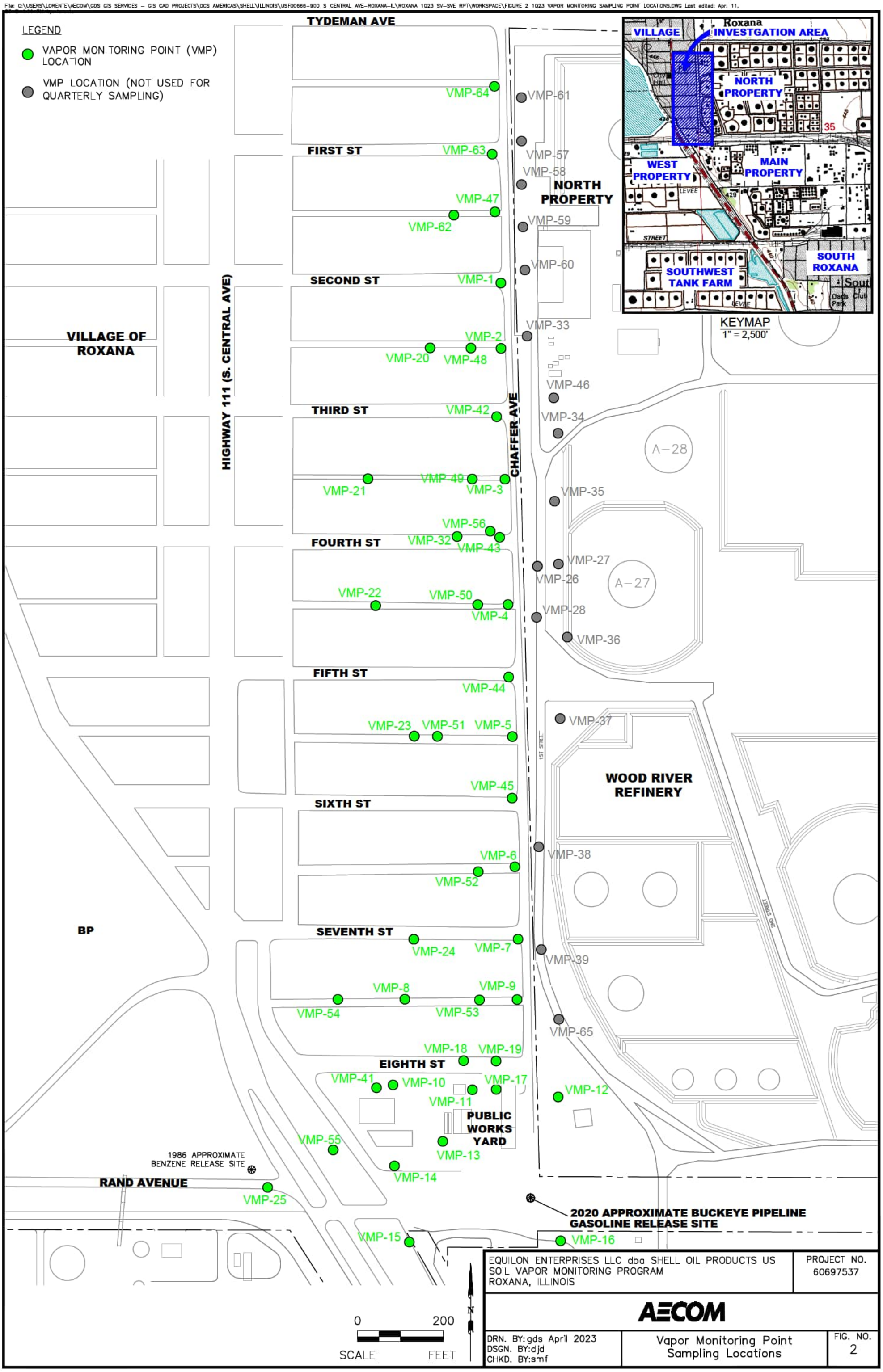

EQUILON ENTERPRISES LLC dba SHELL OIL PRODUCTS US
SOIL VAPOR MONITORING PROGRAM
ROXANA, ILLINOIS

PROJECT NO. 60697537

AECOM

DRN. BY: gds April 2023
DSGN. BY: djd
CHKD. BY: smf

Vapor Monitoring Point Sampling Locations

FIG. NO. 2

NOTES:
1. CONTOUR LINES PRIMARILY GENERATED BY SURFER VERSION 14 MODELING OF GROUNDWATER ELEVATIONS. SOME INTERPRETATION WAS DONE UTILIZING PROFESSIONAL JUDGMENT AND CONTOUR LINES WERE MODIFIED BY HAND.

2. ELEVATIONS ARE RELATIVE TO NAVD 88.

3. COMPREHENSIVE GROUNDWATER ELEVATIONS WERE MEASURED JANUARY 3–4, 2023.

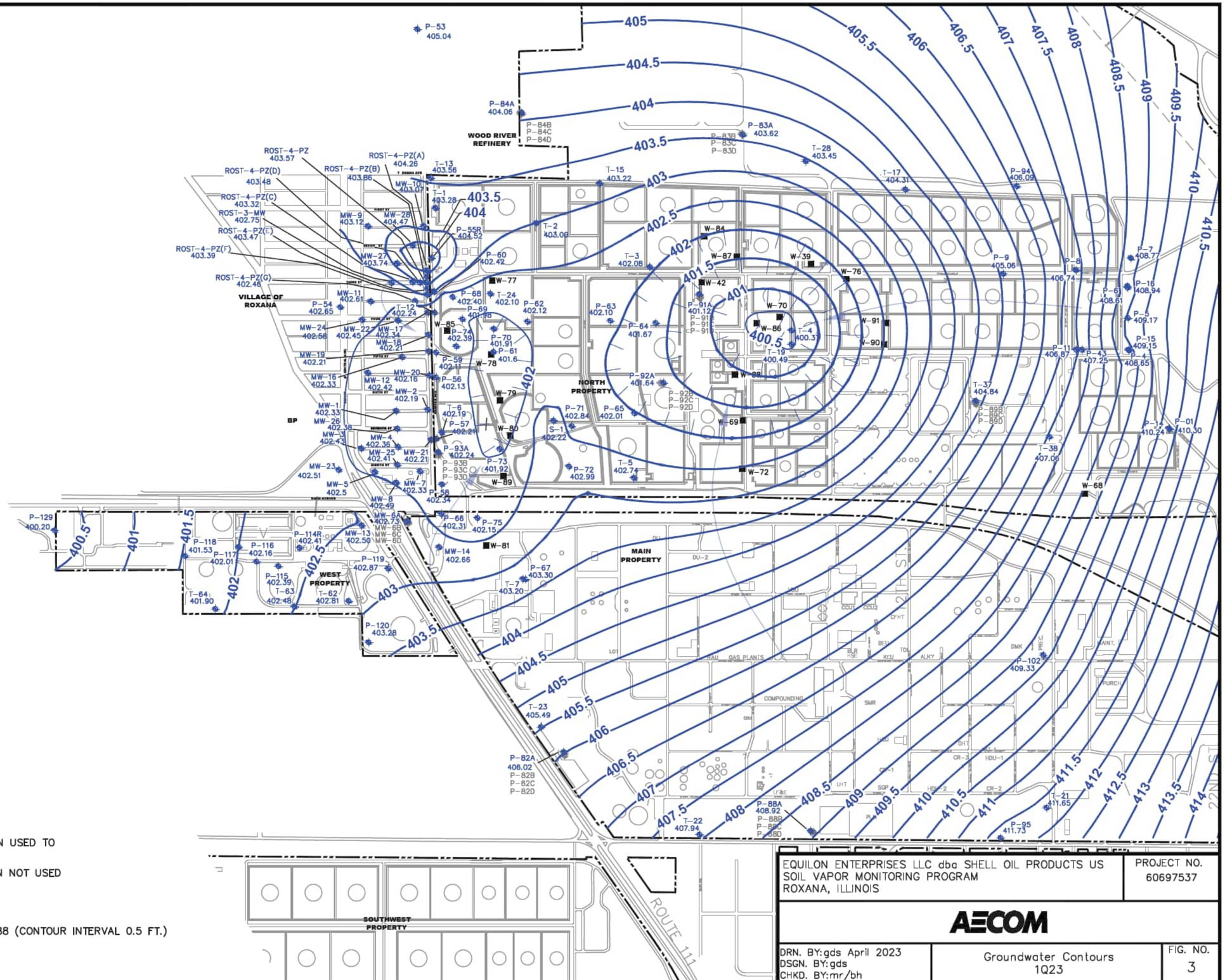

EQUILON ENTERPRISES LLC dba SHELL OIL PRODUCTS US
SOIL VAPOR MONITORING PROGRAM
ROXANA, ILLINOIS

PROJECT NO. 60697537

AECOM

DRN. BY:gds April 2023
DSGN. BY:gds
CHKD. BY:mr/bh

Groundwater Contours 1Q23

FIG. NO. 3

File: C:\USERS\LORENTE\AECOM\GDS GIS SERVICES – GIS CAD PROJECTS\DCS AMERICAS\SHELL\ILLINOIS\USF00666-900_S_CENTRAL_AVE.-ROXANA-IL\ROXANA 1Q23 SV-SVE RPT\WORKSPACE\FIGURE 3 ROX 1Q23 CONTOUR MAP (800 SCALE).DWG Last edited: Apr. 4, 23 @ 4:06 PM by: lorente

File: C:\USERS\LORENTE\AECOM\GDS GIS SERVICES - GIS CAD PROJECTS\DCS AMERICAS\SHELL\ILLINOIS\USF00666-900_S_CENTRAL_AVE-ROXANA-IL\ROXANA 1Q23 SV-SVE RPT\WORKSPACE\FIGURE 4 VAPOR PORT SCREEN COMPARISON TO GWE 1Q23.DWG Last edited: Apr. 07, 23 @ 2:23 PM by: lorente

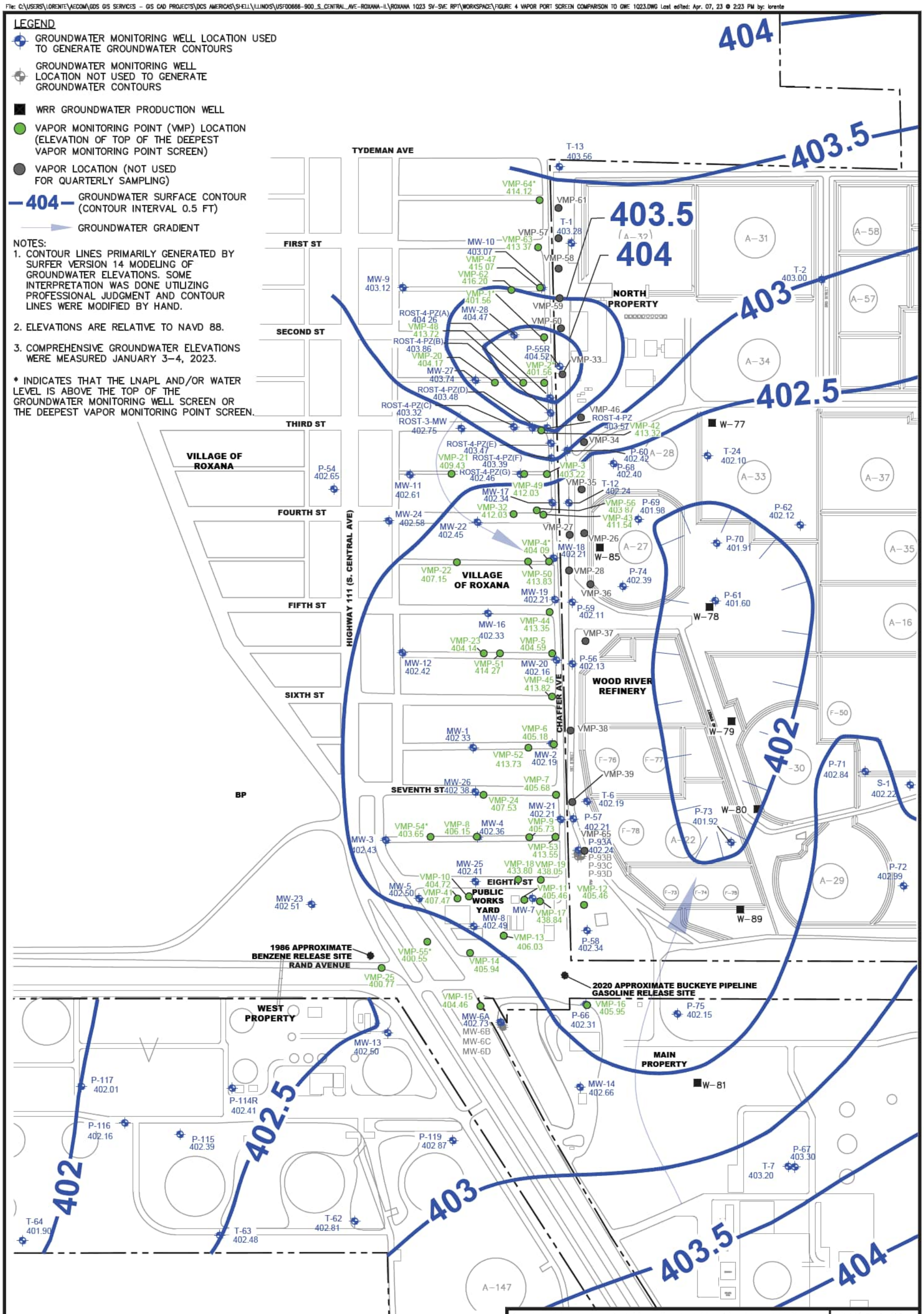

EQUILON ENTERPRISES LLC dba SHELL OIL PRODUCTS US SOIL VAPOR MONITORING PROGRAM ROXANA, ILLINOIS	PROJECT NO. 60697537
AECOM	
DRN. BY: gds April 2023 DSGN. BY: gds CHKD. BY: mr/bh	1Q23 Soil Vapor Port Screen Comparison to Groundwater Elevation
	FIG. NO. 4

File: C:\USERS\LORENTE\AECOM\GDS GIS SERVICES – GIS CAD PROJECTS\DCS AMERICAS\SHELL\ILLINOIS\USFD0666-900_S_CENTRAL_AVE-ROXANA-IL\ROXANA 1Q23 SV-SVE RPT\WORKSPACE\FIGURE 5 1Q23 SUMMARY OF BENZENE SOIL VAPOR ANALYTICAL RESULTS (VILLAGE).DWG Last edited: Apr. 11, 23 @ 3:25 PM by: lorente

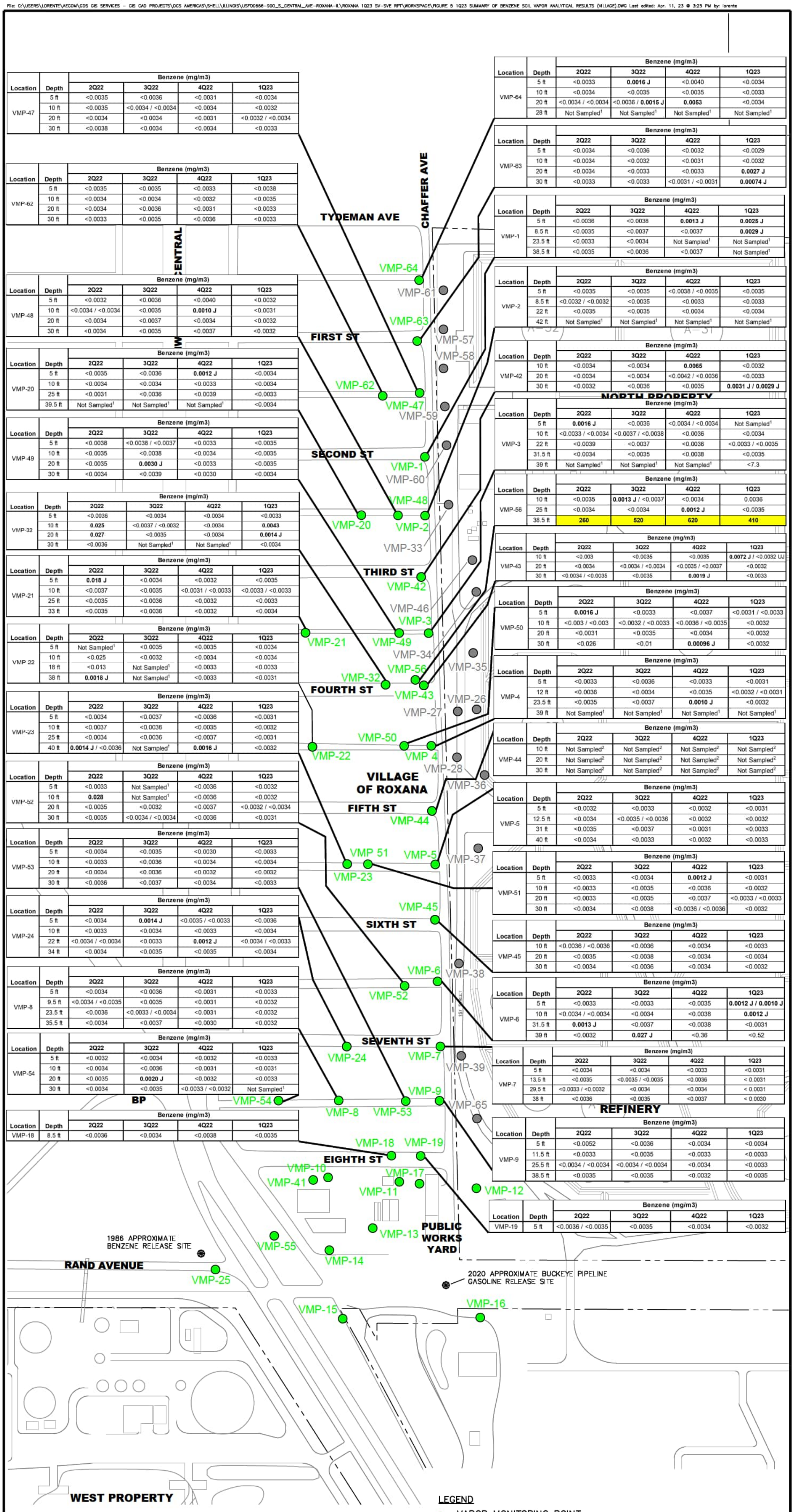

Location	Depth	Benzene (mg/m3) 2Q22	3Q22	4Q22	1Q23
VMP-47	5 ft	<0.0035	<0.0036	<0.0031	<0.0034
	10 ft	<0.0035	<0.0034 / <0.0034	<0.0034	<0.0032
	20 ft	<0.0034	<0.0034	<0.0031	<0.0032 / <0.0034
	30 ft	<0.0038	<0.0034	<0.0034	<0.0033

Location	Depth	Benzene (mg/m3) 2Q22	3Q22	4Q22	1Q23
VMP-62	5 ft	<0.0035	<0.0035	<0.0033	<0.0038
	10 ft	<0.0034	<0.0034	<0.0032	<0.0035
	20 ft	<0.0034	<0.0036	<0.0031	<0.0033
	30 ft	<0.0033	<0.0035	<0.0036	<0.0033

Location	Depth	Benzene (mg/m3) 2Q22	3Q22	4Q22	1Q23
VMP-48	5 ft	<0.0032	<0.0036	<0.0040	<0.0032
	10 ft	<0.0034 / <0.0034	<0.0035	**0.0010 J**	<0.0031
	20 ft	<0.0034	<0.0037	<0.0034	<0.0032
	30 ft	<0.0034	<0.0035	<0.0037	<0.0032

Location	Depth	Benzene (mg/m3) 2Q22	3Q22	4Q22	1Q23
VMP-20	5 ft	<0.0035	<0.0036	**0.0012 J**	<0.0034
	10 ft	<0.0034	<0.0034	<0.0033	<0.0034
	25 ft	<0.0031	<0.0036	<0.0039	<0.0033
	39.5 ft	Not Sampled[1]	Not Sampled[1]	Not Sampled[1]	<0.0034

Location	Depth	Benzene (mg/m3) 2Q22	3Q22	4Q22	1Q23
VMP-49	5 ft	<0.0038	<0.0038 / <0.0037	<0.0033	<0.0035
	10 ft	<0.0035	<0.0038	<0.0034	<0.0035
	20 ft	<0.0035	**0.0030 J**	<0.0033	<0.0035
	30 ft	<0.0034	<0.0039	<0.0030	<0.0034

Location	Depth	Benzene (mg/m3) 2Q22	3Q22	4Q22	1Q23
VMP-32	5 ft	<0.0036	<0.0034	<0.0034	<0.0033
	10 ft	**0.025**	<0.0037 / <0.0032	<0.0034	**0.0043**
	20 ft	**0.027**	<0.0035	<0.0034	**0.0014 J**
	30 ft	<0.0036	Not Sampled[1]	Not Sampled[1]	<0.0034

Location	Depth	Benzene (mg/m3) 2Q22	3Q22	4Q22	1Q23
VMP-21	5 ft	**0.018 J**	<0.0034	<0.0032	<0.0035
	10 ft	<0.0037	<0.0035	<0.0031 / <0.0033	<0.0033 / <0.0033
	25 ft	<0.0035	<0.0036	<0.0032	<0.0033
	33 ft	<0.0035	<0.0036	<0.0032	<0.0034

Location	Depth	Benzene (mg/m3) 2Q22	3Q22	4Q22	1Q23
VMP 22	5 ft	Not Sampled[1]	<0.0035	<0.0035	<0.0034
	10 ft	<0.025	<0.0032	<0.0034	<0.0034
	18 ft	<0.013	Not Sampled[1]	<0.0033	<0.0033
	38 ft	**0.0018 J**	Not Sampled[1]	<0.0033	<0.0031

Location	Depth	Benzene (mg/m3) 2Q22	3Q22	4Q22	1Q23
VMP-23	5 ft	<0.0034	<0.0037	<0.0036	<0.0031
	10 ft	<0.0037	<0.0036	<0.0035	<0.0032
	25 ft	<0.0034	<0.0036	<0.0037	<0.0031
	40 ft	**0.0014 J** / <0.0036	Not Sampled[1]	**0.0016 J**	<0.0032

Location	Depth	Benzene (mg/m3) 2Q22	3Q22	4Q22	1Q23
VMP-52	5 ft	<0.0033	Not Sampled[1]	<0.0036	<0.0032
	10 ft	**0.028**	Not Sampled[1]	<0.0036	<0.0032
	20 ft	<0.0035	<0.0032	<0.0037	<0.0032 / <0.0034
	30 ft	<0.0035	<0.0034 / <0.0034	<0.0036	<0.0031

Location	Depth	Benzene (mg/m3) 2Q22	3Q22	4Q22	1Q23
VMP-53	5 ft	<0.0034	<0.0035	<0.0030	<0.0033
	10 ft	<0.0033	<0.0036	<0.0034	<0.0034
	20 ft	<0.0034	<0.0036	<0.0032	<0.0032
	30 ft	<0.0036	<0.0037	<0.0034	<0.0033

Location	Depth	Benzene (mg/m3) 2Q22	3Q22	4Q22	1Q23
VMP-24	5 ft	<0.0034	**0.0014 J**	<0.0035 / <0.0033	<0.0036
	10 ft	<0.0033	<0.0034	<0.0033	<0.0034
	22 ft	<0.0034 / <0.0034	<0.0033	**0.0012 J**	<0.0034 / <0.0033
	34 ft	<0.0034	<0.0035	<0.0035	<0.0034

Location	Depth	Benzene (mg/m3) 2Q22	3Q22	4Q22	1Q23
VMP-8	5 ft	<0.0034	<0.0036	<0.0031	<0.0033
	9.5 ft	<0.0034 / <0.0035	<0.0035	<0.0031	<0.0032
	23.5 ft	<0.0036	<0.0033 / <0.0034	<0.0031	<0.0032
	35.5 ft	<0.0034	<0.0037	<0.0030	<0.0032

Location	Depth	Benzene (mg/m3) 2Q22	3Q22	4Q22	1Q23
VMP-54	5 ft	<0.0032	<0.0034	<0.0032	<0.0033
	10 ft	<0.0034	<0.0036	<0.0031	<0.0031
	20 ft	<0.0035	**0.0020 J**	<0.0032	<0.0033
	30 ft	<0.0034	<0.0035	<0.0033 / <0.0032	Not Sampled[1]

Location	Depth	Benzene (mg/m3) 2Q22	3Q22	4Q22	1Q23
VMP-18	8.5 ft	<0.0036	<0.0034	<0.0038	<0.0035

Location	Depth	Benzene (mg/m3) 2Q22	3Q22	4Q22	1Q23
VMP-64	5 ft	<0.0033	**0.0016 J**	<0.0040	<0.0034
	10 ft	<0.0034	<0.0035	<0.0035	<0.0033
	20 ft	<0.0034 / <0.0034	<0.0036 / **0.0015 J**	**0.0053**	<0.0034
	28 ft	Not Sampled[1]	Not Sampled[1]	Not Sampled[1]	Not Sampled[1]

Location	Depth	Benzene (mg/m3) 2Q22	3Q22	4Q22	1Q23
VMP-63	5 ft	<0.0034	<0.0036	<0.0032	<0.0029
	10 ft	<0.0034	<0.0032	<0.0031	<0.0032
	20 ft	<0.0034	<0.0033	<0.0033	**0.0027 J**
	30 ft	<0.0033	<0.0033	<0.0031 / <0.0031	**0.00074 J**

Location	Depth	Benzene (mg/m3) 2Q22	3Q22	4Q22	1Q23
VMP-1	5 ft	<0.0036	<0.0038	**0.0013 J**	**0.0025 J**
	8.5 ft	<0.0035	<0.0037	<0.0037	**0.0029 J**
	23.5 ft	<0.0033	<0.0034	Not Sampled[1]	Not Sampled[1]
	38.5 ft	<0.0035	<0.0036	<0.0037	Not Sampled[1]

Location	Depth	Benzene (mg/m3) 2Q22	3Q22	4Q22	1Q23
VMP-2	5 ft	<0.0035	<0.0035	<0.0038 / <0.0035	<0.0035
	8.5 ft	<0.0032 / <0.0032	<0.0035	<0.0033	<0.0033
	22 ft	<0.0035	<0.0035	<0.0034	<0.0034
	42 ft	Not Sampled[1]	Not Sampled[1]	Not Sampled[1]	Not Sampled[1]

Location	Depth	Benzene (mg/m3) 2Q22	3Q22	4Q22	1Q23
VMP-42	10 ft	<0.0034	<0.0034	**0.0065**	<0.0032
	20 ft	<0.0034	<0.0034	<0.0042 / <0.0036	<0.0033
	30 ft	<0.0032	<0.0036	<0.0035	**0.0031 J / 0.0029 J**

Location	Depth	Benzene (mg/m3) 2Q22	3Q22	4Q22	1Q23
VMP-3	5 ft	**0.0016 J**	<0.0036	<0.0034 / <0.0034	Not Sampled[1]
	10 ft	<0.0033 / <0.0034	<0.0037 / <0.0038	<0.0036	<0.0034
	22 ft	<0.0039	<0.0037	<0.0036	<0.0033 / <0.0035
	31.5 ft	<0.0034	<0.0035	<0.0038	<0.0035
	39 ft	Not Sampled[1]	Not Sampled[1]	Not Sampled[1]	<7.3

Location	Depth	Benzene (mg/m3) 2Q22	3Q22	4Q22	1Q23
VMP-56	10 ft	<0.0035	**0.0013 J** / <0.0037	<0.0034	0.0036
	25 ft	<0.0034	<0.0034	**0.0012 J**	<0.0035
	38.5 ft	**260**	**520**	**620**	**410**

Location	Depth	Benzene (mg/m3) 2Q22	3Q22	4Q22	1Q23
VMP-43	10 ft	<0.003	<0.0035	<0.0035	**0.0072 J** / <0.0032 UJ
	20 ft	<0.0034	<0.0034 / <0.0034	<0.0035 / <0.0037	<0.0032
	30 ft	<0.0034 / <0.0035	<0.0035	**0.0019 J**	<0.0033

Location	Depth	Benzene (mg/m3) 2Q22	3Q22	4Q22	1Q23
VMP-50	5 ft	**0.0016 J**	<0.0033	<0.0037	<0.0031 / <0.0033
	10 ft	<0.003 / <0.003	<0.0032 / <0.0033	<0.0036 / <0.0035	<0.0032
	20 ft	<0.0031	<0.0035	<0.0034	<0.0032
	30 ft	<0.026	<0.01	**0.00096 J**	<0.0032

Location	Depth	Benzene (mg/m3) 2Q22	3Q22	4Q22	1Q23
VMP-4	5 ft	<0.0033	<0.0036	<0.0033	<0.0031
	12 ft	<0.0036	<0.0034	<0.0035	<0.0032 / <0.0031
	23.5 ft	<0.0035	<0.0037	**0.0010 J**	<0.0032
	39 ft	Not Sampled[1]	Not Sampled[1]	Not Sampled[1]	Not Sampled[1]

Location	Depth	Benzene (mg/m3) 2Q22	3Q22	4Q22	1Q23
VMP-44	10 ft	Not Sampled[2]	Not Sampled[2]	Not Sampled[2]	Not Sampled[2]
	20 ft	Not Sampled[2]	Not Sampled[2]	Not Sampled[2]	Not Sampled[2]
	30 ft	Not Sampled[2]	Not Sampled[2]	Not Sampled[2]	Not Sampled[2]

Location	Depth	Benzene (mg/m3) 2Q22	3Q22	4Q22	1Q23
VMP-5	5 ft	<0.0032	<0.0033	<0.0032	<0.0031
	12.5 ft	<0.0034	<0.0035 / <0.0036	<0.0032	<0.0032
	31 ft	<0.0035	<0.0037	<0.0031	<0.0033
	40 ft	<0.0034	<0.0033	<0.0032	<0.0033

Location	Depth	Benzene (mg/m3) 2Q22	3Q22	4Q22	1Q23
VMP-51	5 ft	<0.0033	<0.0034	**0.0012 J**	<0.0031
	10 ft	<0.0033	<0.0035	<0.0036	<0.0032
	20 ft	<0.0033	<0.0035	<0.0037	<0.0033 / <0.0033
	30 ft	<0.0034	<0.0038	<0.0036 / <0.0036	<0.0032

Location	Depth	Benzene (mg/m3) 2Q22	3Q22	4Q22	1Q23
VMP-45	10 ft	<0.0036 / <0.0036	<0.0036	<0.0034	<0.0033
	20 ft	<0.0035	<0.0038	<0.0034	<0.0034
	30 ft	<0.0034	<0.0036	<0.0034	<0.0032

Location	Depth	Benzene (mg/m3) 2Q22	3Q22	4Q22	1Q23
VMP-6	5 ft	<0.0033	<0.0033	<0.0035	**0.0012 J / 0.0010 J**
	10 ft	<0.0034 / <0.0034	<0.0034	<0.0038	**0.0012 J**
	31.5 ft	**0.0013 J**	<0.0037	<0.0038	<0.0031
	39 ft	<0.0032	**0.027 J**	<0.36	<0.52

Location	Depth	Benzene (mg/m3) 2Q22	3Q22	4Q22	1Q23
VMP-7	5 ft	<0.0034	<0.0034	<0.0033	<0.0031
	13.5 ft	<0.0035	<0.0035 / <0.0035	<0.0036	< 0.0031
	29.5 ft	<0.0033 / <0.0032	<0.0034	<0.0034	< 0.0031
	38 ft	<0.0036	<0.0035	<0.0037	< 0.0030

Location	Depth	Benzene (mg/m3) 2Q22	3Q22	4Q22	1Q23
VMP-9	5 ft	<0.0052	<0.0036	<0.0034	<0.0034
	11.5 ft	<0.0033	<0.0035	<0.0033	<0.0033
	25.5 ft	<0.0034 / <0.0034	<0.0034 / <0.0034	<0.0034	<0.0033
	38.5 ft	<0.0035	<0.0035	<0.0032	<0.0035

Location	Depth	Benzene (mg/m3) 2Q22	3Q22	4Q22	1Q23
VMP-19	5 ft	<0.0036 / <0.0035	<0.0035	<0.0034	<0.0032

NOTES:

1. Not Sampled[1] = VMP SCREEN SUBMERGED BELOW WATER TABLE OR A TEMPORARY WATER CONDITION. NO SAMPLE COLLECTED.
2. Not Sampled[2] = NOT SAMPLED DUE TO PORT INTEGRITY
3. J = RESULT IS ESTIMATED, UJ = NONDETECTION IS ESTIMATED

   < = NOT DETECTED AT INDICATED REPORTING LIMIT. DETECTED RESULTS AND ESTIMATED RESULTS ARE BOLD.
4. MULTIPLE RESULTS (e.g., 440/410) INDICATE DUPLICATE SAMPLES.

LEGEND

- VAPOR MONITORING POINT (VMP) LOCATION
- VMP LOCATION (NOT USED FOR QUARTERLY SAMPLING)
- BENZENE CONCENTRATION > SCREENING CRITERION (0.37mg/m³), FOR RESIDENTIAL.

0 200
SCALE FEET

N

EQUILON ENTERPRISES LLC dba SHELL OIL PRODUCTS US
SOIL VAPOR MONITORING PROGRAM
ROXANA, ILLINOIS

PROJECT NO. 60697537

AECOM

DRN. BY: gds April 2023
DSGN. BY: djd
CHKD. BY: smf

1Q23 Summary of Benzene Soil Vapor Analytical Results – Village of Roxana

FIG. NO. 5

File: C:\USERS\LORENTE\AECOM\GDS GIS SERVICES – GIS CAD PROJECTS\DCS AMERICAS\SHELL\ILLINOIS\USF00666-900_S_CENTRAL_AVE-ROXANA-IL\ROXANA 1Q23 SV-SVE RPT\WORKSPACE\FIGURE 6 1Q23 SUMMARY OF BENZENE SOIL VAPOR ANALYTICAL RESULTS.DWG Last edited: Apr. 11, 23 @ 3:09 PM by: lorente

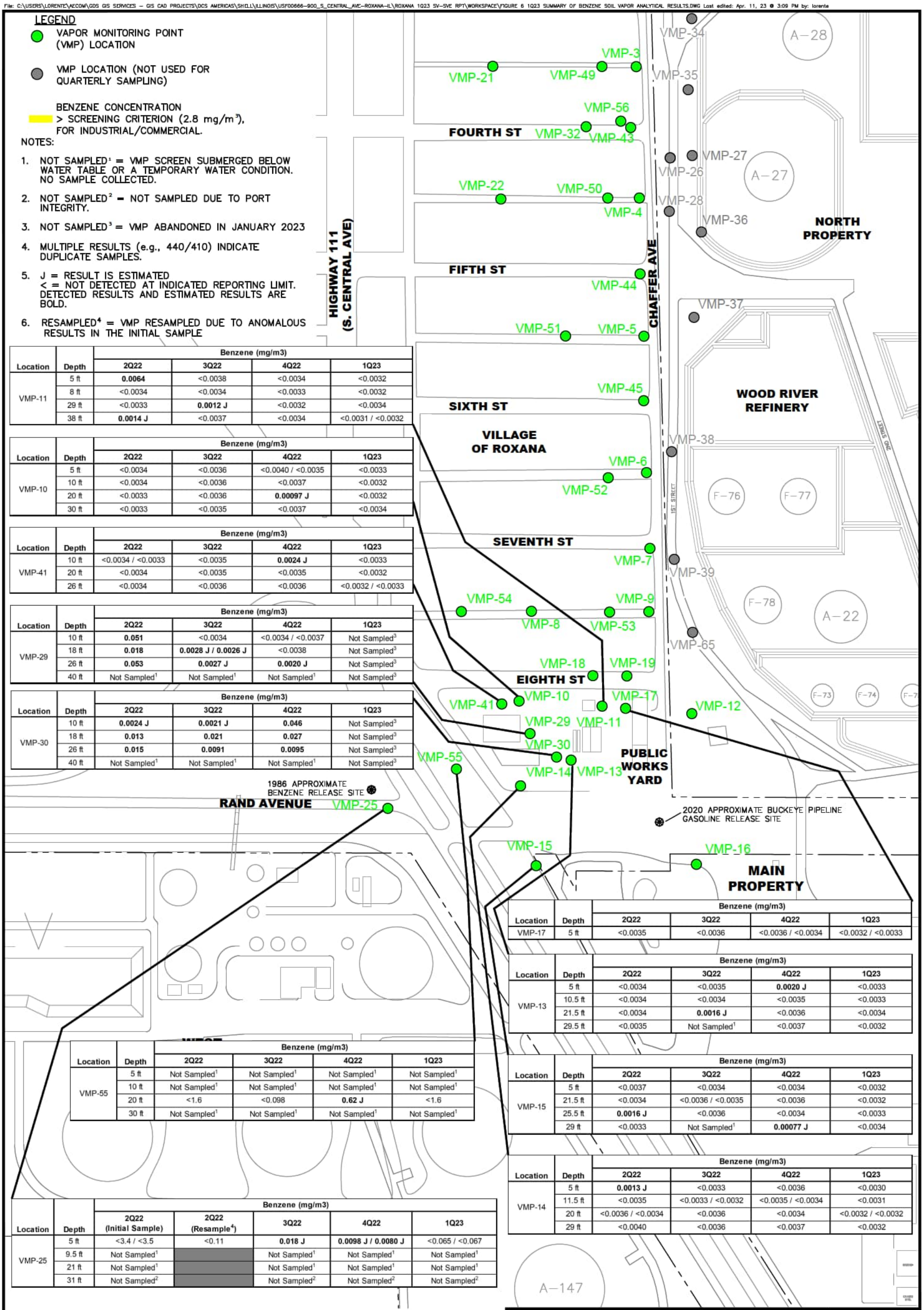

Location	Depth	Benzene (mg/m3) 2Q22	3Q22	4Q22	1Q23
VMP-11	5 ft	**0.0064**	<0.0038	<0.0034	<0.0032
	8 ft	<0.0034	<0.0034	<0.0033	<0.0032
	29 ft	<0.0033	**0.0012 J**	<0.0032	<0.0034
	38 ft	**0.0014 J**	<0.0037	<0.0034	<0.0031 / <0.0032

Location	Depth	Benzene (mg/m3) 2Q22	3Q22	4Q22	1Q23
VMP-10	5 ft	<0.0034	<0.0036	<0.0040 / <0.0035	<0.0033
	10 ft	<0.0034	<0.0036	<0.0037	<0.0032
	20 ft	<0.0033	<0.0036	**0.00097 J**	<0.0032
	30 ft	<0.0033	<0.0035	<0.0037	<0.0034

Location	Depth	Benzene (mg/m3) 2Q22	3Q22	4Q22	1Q23
VMP-41	10 ft	<0.0034 / <0.0033	<0.0035	**0.0024 J**	<0.0033
	20 ft	<0.0034	<0.0035	<0.0035	<0.0032
	26 ft	<0.0034	<0.0036	<0.0036	<0.0032 / <0.0033

Location	Depth	Benzene (mg/m3) 2Q22	3Q22	4Q22	1Q23
VMP-29	10 ft	**0.051**	<0.0034	<0.0034 / <0.0037	Not Sampled³
	18 ft	**0.018**	**0.0028 J / 0.0026 J**	<0.0038	Not Sampled³
	26 ft	**0.053**	**0.0027 J**	**0.0020 J**	Not Sampled³
	40 ft	Not Sampled¹	Not Sampled¹	Not Sampled¹	Not Sampled³

Location	Depth	Benzene (mg/m3) 2Q22	3Q22	4Q22	1Q23
VMP-30	10 ft	**0.0024 J**	**0.0021 J**	**0.046**	Not Sampled³
	18 ft	**0.013**	**0.021**	**0.027**	Not Sampled³
	26 ft	**0.015**	**0.0091**	**0.0095**	Not Sampled³
	40 ft	Not Sampled¹	Not Sampled¹	Not Sampled¹	Not Sampled³

Location	Depth	Benzene (mg/m3) 2Q22	3Q22	4Q22	1Q23
VMP-17	5 ft	<0.0035	<0.0036	<0.0036 / <0.0034	<0.0032 / <0.0033

Location	Depth	Benzene (mg/m3) 2Q22	3Q22	4Q22	1Q23
VMP-13	5 ft	<0.0034	<0.0035	**0.0020 J**	<0.0033
	10.5 ft	<0.0034	<0.0034	<0.0035	<0.0033
	21.5 ft	<0.0034	**0.0016 J**	<0.0036	<0.0034
	29.5 ft	<0.0035	Not Sampled¹	<0.0037	<0.0032

Location	Depth	Benzene (mg/m3) 2Q22	3Q22	4Q22	1Q23
VMP-55	5 ft	Not Sampled¹	Not Sampled¹	Not Sampled¹	Not Sampled¹
	10 ft	Not Sampled¹	Not Sampled¹	Not Sampled¹	Not Sampled¹
	20 ft	<1.6	<0.098	**0.62 J**	<1.6
	30 ft	Not Sampled¹	Not Sampled¹	Not Sampled¹	Not Sampled¹

Location	Depth	Benzene (mg/m3) 2Q22	3Q22	4Q22	1Q23
VMP-15	5 ft	<0.0037	<0.0034	<0.0034	<0.0032
	21.5 ft	<0.0034	<0.0036 / <0.0035	<0.0036	<0.0032
	25.5 ft	**0.0016 J**	<0.0036	<0.0034	<0.0033
	29 ft	<0.0033	Not Sampled¹	**0.00077 J**	<0.0034

Location	Depth	Benzene (mg/m3) 2Q22	3Q22	4Q22	1Q23
VMP-14	5 ft	**0.0013 J**	<0.0033	<0.0036	<0.0030
	11.5 ft	<0.0035	<0.0033 / <0.0032	<0.0035 / <0.0034	<0.0031
	20 ft	<0.0036 / <0.0034	<0.0036	<0.0034	<0.0032 / <0.0032
	29 ft	<0.0040	<0.0036	<0.0037	<0.0032

Location	Depth	Benzene (mg/m3) 2Q22 (Initial Sample)	2Q22 (Resample⁴)	3Q22	4Q22	1Q23
VMP-25	5 ft	<3.4 / <3.5	<0.11	**0.018 J**	**0.0098 J / 0.0080 J**	<0.065 / <0.067
	9.5 ft	Not Sampled¹		Not Sampled¹	Not Sampled¹	Not Sampled¹
	21 ft	Not Sampled¹		Not Sampled¹	Not Sampled¹	Not Sampled¹
	31 ft	Not Sampled²		Not Sampled²	Not Sampled²	Not Sampled²

EQUILON ENTERPRISES LLC dba SHELL OIL PRODUCTS US
SOIL VAPOR MONITORING PROGRAM
ROXANA, ILLINOIS

PROJECT NO. 60697537

AECOM

DRN. BY: gds April 2023
DSGN. BY: djd
CHKD. BY: smf

1Q23 Summary of Benzene Soil Vapor Analytical Results– Roxana Public Works Yard Area

FIG. NO. 6

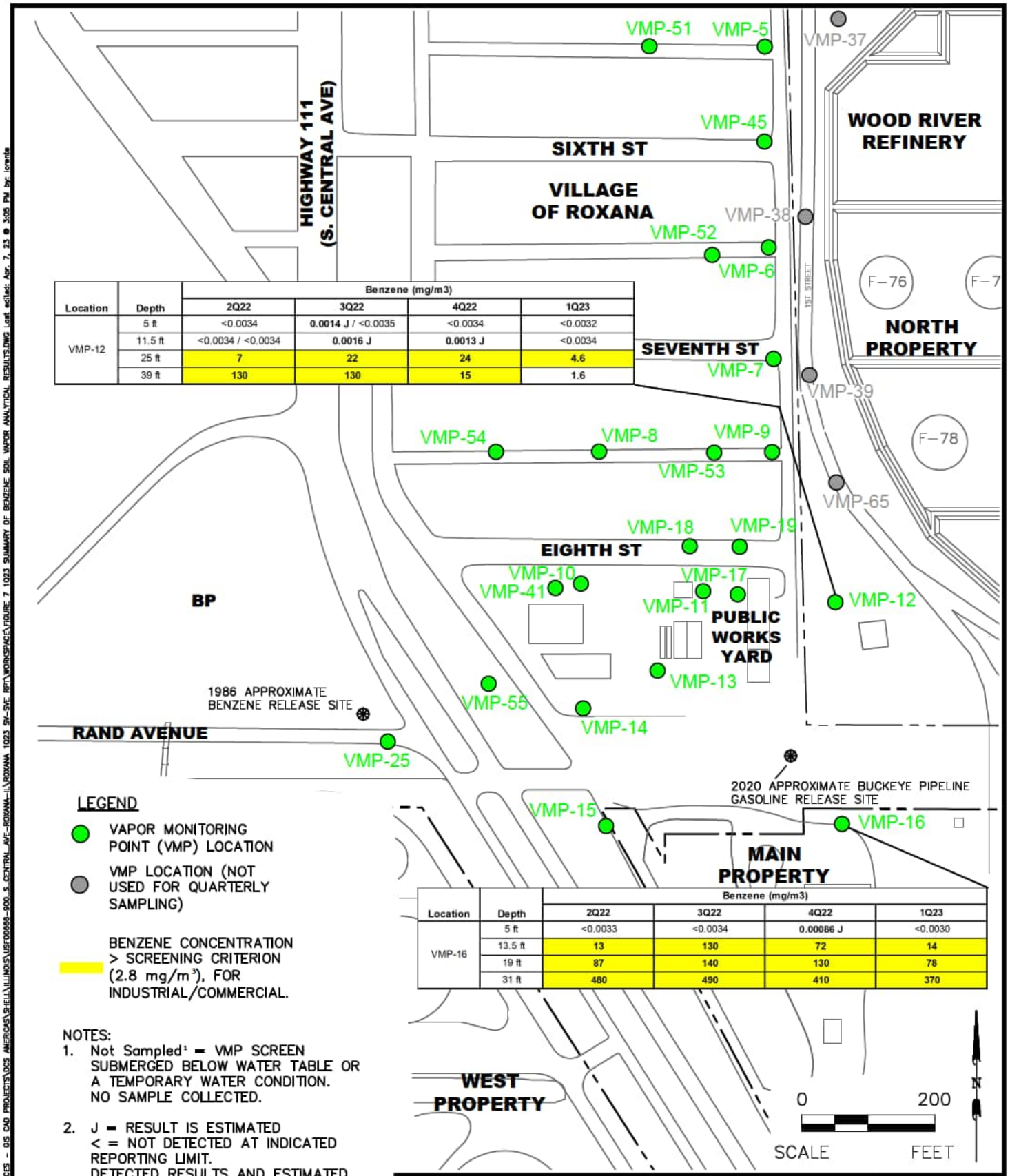

Location	Depth	Benzene (mg/m3) 2Q22	3Q22	4Q22	1Q23
VMP-12	5 ft	<0.0034	**0.0014 J** / <0.0035	<0.0034	<0.0032
	11.5 ft	<0.0034 / <0.0034	**0.0016 J**	**0.0013 J**	<0.0034
	25 ft	**7**	**22**	**24**	**4.6**
	39 ft	**130**	**130**	**15**	**1.6**

Location	Depth	Benzene (mg/m3) 2Q22	3Q22	4Q22	1Q23
VMP-16	5 ft	<0.0033	<0.0034	**0.00086 J**	<0.0030
	13.5 ft	**13**	**130**	**72**	**14**
	19 ft	**87**	**140**	**130**	**78**
	31 ft	**480**	**490**	**410**	**370**

LEGEND

- VAPOR MONITORING POINT (VMP) LOCATION
- VMP LOCATION (NOT USED FOR QUARTERLY SAMPLING)
- BENZENE CONCENTRATION > SCREENING CRITERION (2.8 mg/m³), FOR INDUSTRIAL/COMMERCIAL.

NOTES:

1. Not Sampled[1] – VMP SCREEN SUBMERGED BELOW WATER TABLE OR A TEMPORARY WATER CONDITION. NO SAMPLE COLLECTED.
2. J – RESULT IS ESTIMATED
   < = NOT DETECTED AT INDICATED REPORTING LIMIT.
   DETECTED RESULTS AND ESTIMATED RESULTS ARE BOLD.
3. MULTIPLE RESULTS (e.g., 440/410) INDICATE DUPLICATE SAMPLES.

EQUILON ENTERPRISES LLC dba SHELL OIL PRODUCTS US
SOIL VAPOR MONITORING PROGRAM
ROXANA, ILLINOIS

PROJECT NO. 60697537

AECOM

DRN. BY: gds April 2023
DSGN. BY: djd
CHKD. BY: smf

1Q23 Summary of Benzene Soil Vapor Analytical Results – WRR

FIG. NO. 7

File: C:\USERS\LORENTE\ACCOM\GDS GIS SERVICES - GIS CAD PROJECTS\DCS AMERICAS\SHELL\ILLINOIS\US-00088-900 S_CENTRAL_AVE-ROXANA-IL\ROXANA 1023 SV-SVE RPT\WORKSPACE\FIGURE 7 1Q23 SUMMARY OF BENZENE SOIL VAPOR ANALYTICAL RESULTS.DWG Last edited: Apr. 7, 23 @ 3:05 PM by: lorente

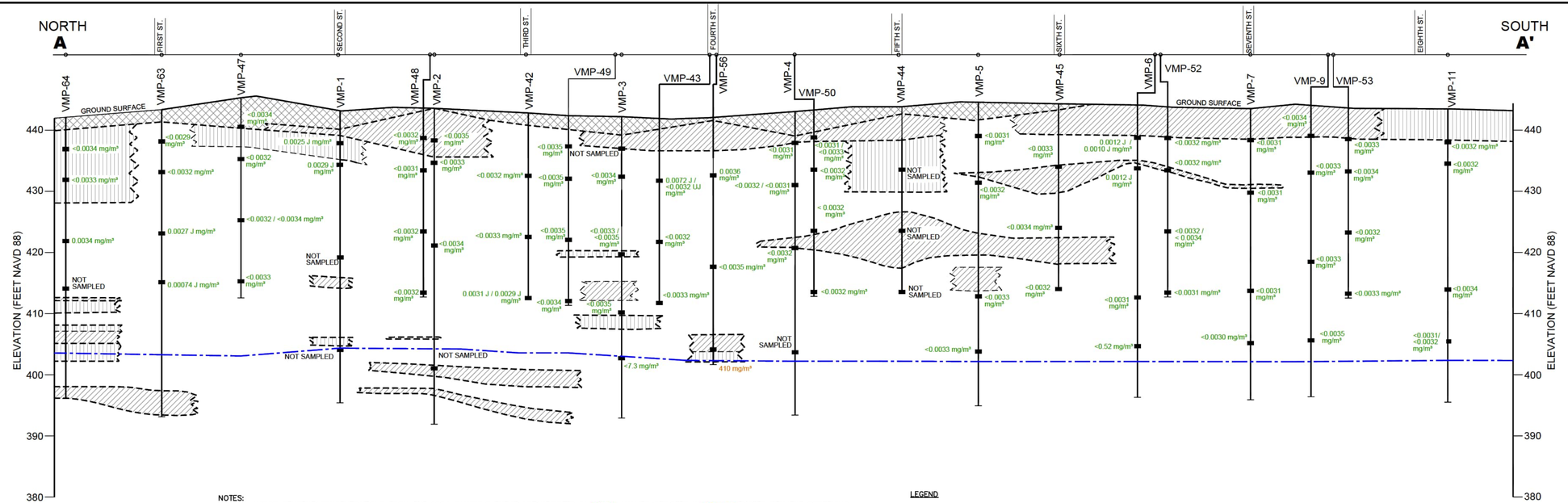

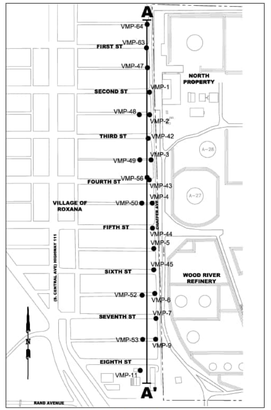

KEYMAP
NOT TO SCALE

NOTES:

1. SOIL VAPOR BENZENE CONCENTRATIONS FROM THE 1Q23 SAMPLING EVENT ARE DEPICTED IN GREEN. VALUES DEPICTED IN ORANGE EXCEED BENZENE SCREENING CRITERION (0.37 mg/m³ FOR VMP 1–9, 32, AND 42–45, 47–50, 52, 53, 56, 63, AND 64 [RESIDENTIAL] AND 2.8 mg/m³ FOR VMP–11 [COMMERCIAL/INDUSTRIAL]).
2. GROUNDWATER ELEVATIONS SHOWN ON THIS CROSS–SECTION ARE BASED ON GROUNDWATER GAUGING DATA COLLECTED JANUARY 3–4, 2023.
3. THIS GEOLOGIC CROSS–SECTION IS PRIMARILY BASED ON THE INTERPRETATION OF CPT DATA AND BORING LOGS DEVELOPED DURING OTHER DRILLING TECHNIQUES (E.G. AUGER AND GEOPROBE) COLLECTED BY AECOM SINCE 2006. LITHOLOGY WAS PROJECTED BETWEEN SUBSURFACE INVESTIGATION POINTS.
4. CROSS–SECTION TRACE LINE SHOWS DISTANCE AND DIRECTION EACH POINT WAS PROJECTED TO CONSTRUCT THIS CROSS–SECTION.
5. VMPs OFFSET FROM CROSS–SECTIONAL LINE (VMP–43, VMP–48, VMP–49, VMP–50, VMP–52, AND VMP–53) ARE INCLUDED TO DISPLAY BENZENE CONCENTRATION DATA ONLY.

LEGEND

- STRATUM BOUNDARY ASSUMED
- FILL PROJECTED BETWEEN POINTS (INCLUDES CINDERS, GRAVEL, CLAY, AND/OR SILTY CLAY)
- CLAY PROJECTED BETWEEN POINTS (INCLUDES SILTY CLAY AND SANDY CLAY)
- SILT PROJECTED BETWEEN POINTS (INCLUDES SANDY SILT AND CLAYEY SILT)
- SAND PROJECTED BETWEEN POINTS (INCLUDES SILTY SAND AND CLAYEY SAND)
- POTENTIOMETRIC SURFACE – ESTIMATED

0 10 VERTICAL SCALE FEET

0 100 APPROXIMATE HORIZONTAL SCALE FEET

EQUILON ENTERPRISES LLC dba SHELL OIL PRODUCTS US SOIL VAPOR MONITORING PROGRAM ROXANA, ILLINOIS	PROJECT NO. 60697537
AECOM	
DRN. BY: gds April 2023 DSGN. BY: djz CHKD. BY: smf	1Q23 Cross–Section with Benzene Soil Vapor Analytical Results – Chaffer Avenue
	FIG. NO. 8

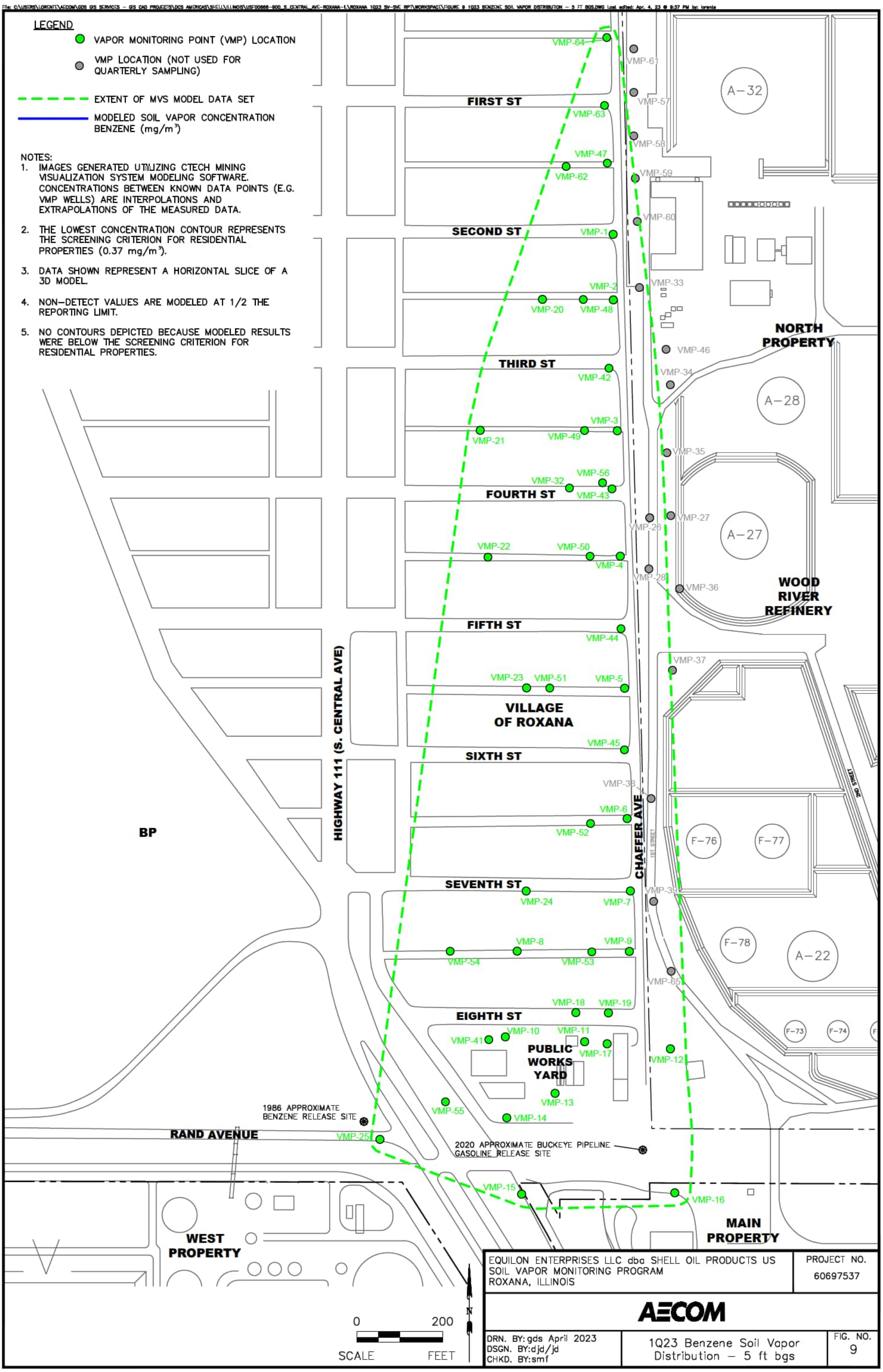

EQUILON ENTERPRISES LLC dba SHELL OIL PRODUCTS US
SOIL VAPOR MONITORING PROGRAM
ROXANA, ILLINOIS

PROJECT NO. 60697537

AECOM

DRN. BY: gds April 2023
DSGN. BY: djd/jd
CHKD. BY: smf

1Q23 Benzene Soil Vapor Distribution – 5 ft bgs

FIG. NO. 9

File: C:\USERS\LORENTE\AECOM\GDS GIS SERVICES - GIS CAD PROJECTS\DCS AMERICAS\SHELL\ILLINOIS\USF00666-900_S_CENTRAL_AVE-ROXANA-IL\ROXANA 1Q23 SV-SVE RPT\WORKSPACE\FIGURE 10 1Q23 BENZENE SOIL VAPOR DISTRIBUTION - 10 FT BGS.DWG Last edited: Apr. 7, 23 @ 3:18 PM by: lorente

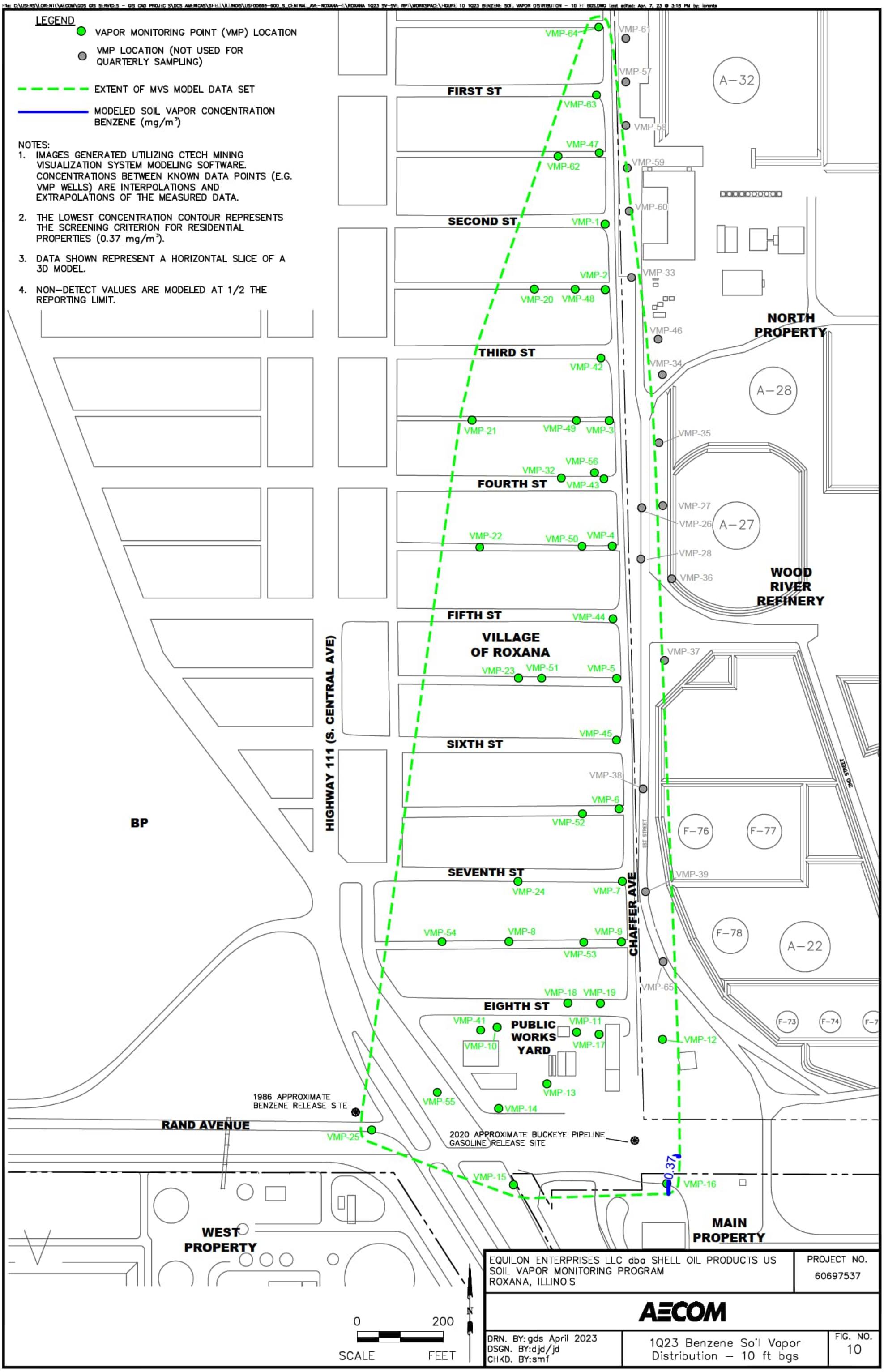

EQUILON ENTERPRISES LLC dba SHELL OIL PRODUCTS US SOIL VAPOR MONITORING PROGRAM ROXANA, ILLINOIS	PROJECT NO. 60697537
AECOM	
DRN. BY: gds April 2023 DSGN. BY: djd/jd CHKD. BY: smf	1Q23 Benzene Soil Vapor Distribution – 10 ft bgs
	FIG. NO. 10

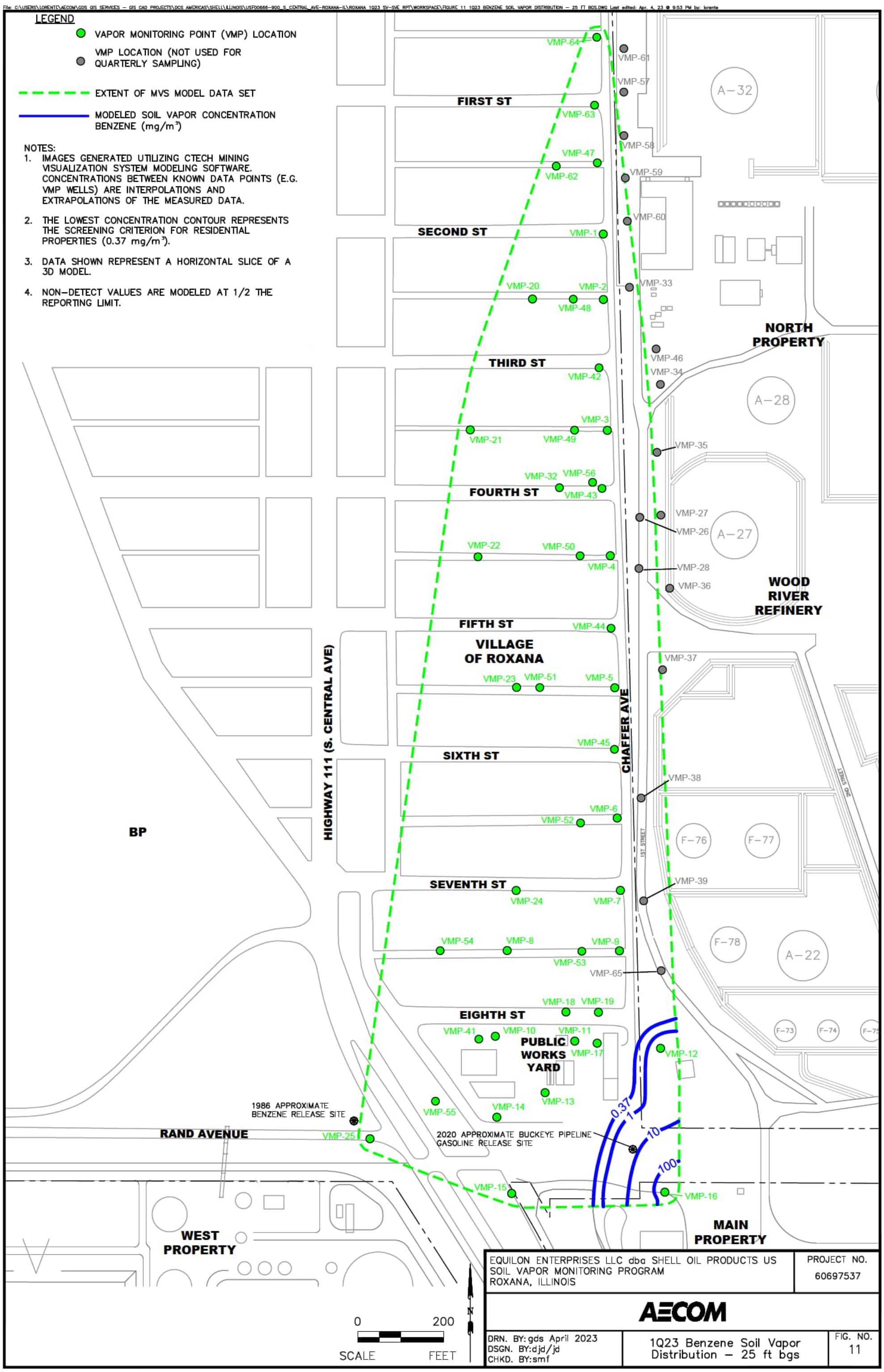

EQUILON ENTERPRISES LLC dba SHELL OIL PRODUCTS US
SOIL VAPOR MONITORING PROGRAM
ROXANA, ILLINOIS

PROJECT NO. 60697537

AECOM

DRN. BY: gds April 2023
DSGN. BY: djd/jd
CHKD. BY: smf

1Q23 Benzene Soil Vapor Distribution – 25 ft bgs

FIG. NO. 11

File: C:\USERS\LORENTE\AECOM\GDS GIS SERVICES - GIS CAD PROJECTS\DCS AMERICAS\SHELL\ILLINOIS\USF00666-900_S_CENTRAL_AVE-ROXANA-IL\ROXANA 1Q23 SV-SVE RPT\WORKSPACE\FIGURE 12 1Q23 DISSOLVED PHASE BENZENE CONCENTRATIONS IN GROUNDWATER.DWG Last edited: Apr. 04, 23 @ 4:02 PM by: lorente

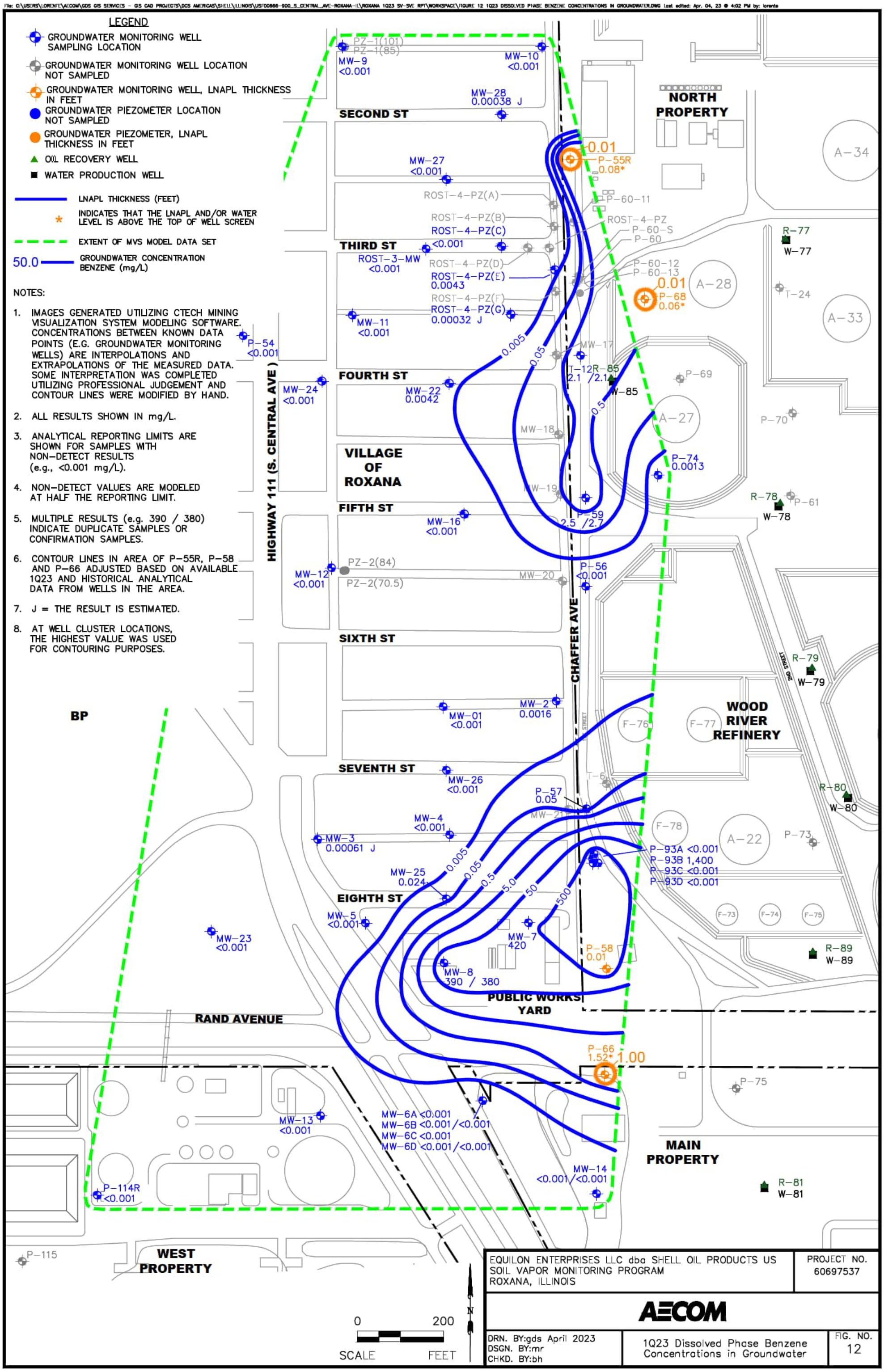

EQUILON ENTERPRISES LLC dba SHELL OIL PRODUCTS US
SOIL VAPOR MONITORING PROGRAM
ROXANA, ILLINOIS

PROJECT NO. 60697537

AECOM

DRN. BY:gds April 2023
DSGN. BY:mr
CHKD. BY:bh

1Q23 Dissolved Phase Benzene Concentrations in Groundwater

FIG. NO. 12

File: L:\DCS\PROJECTS\ENV\SHELL\01-MGMT SPT\BLANK FIELD TEMPLATES\ROX - SVE SYSTEM\FIGURE 13 3Q21 SVE SYSTEM LAYOUT.DWG Last edited: Feb. 1, 23 @ 1:56 PM by: wendy.pennington

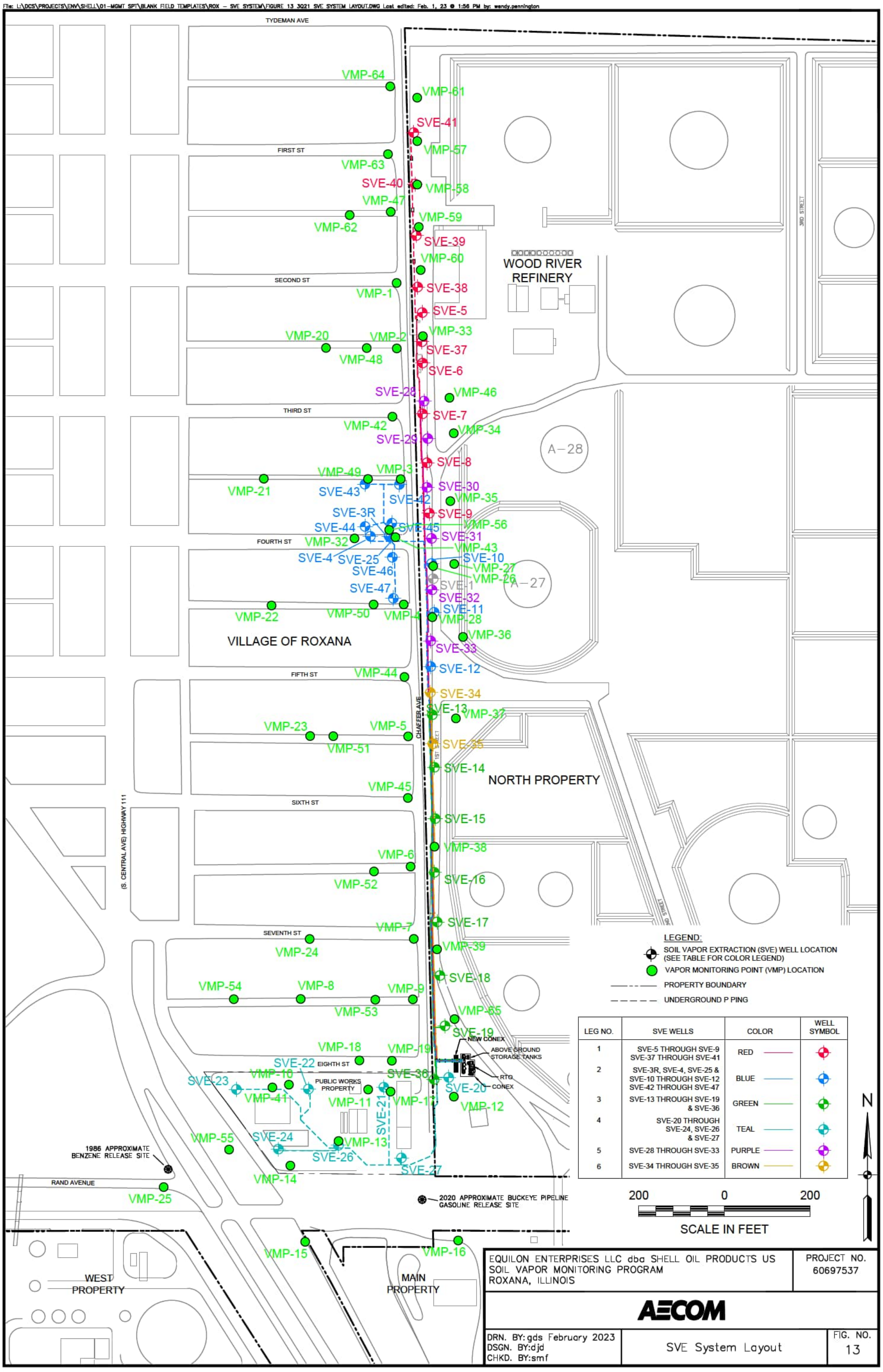

LEG NO.	SVE WELLS	COLOR	WELL SYMBOL
1	SVE-5 THROUGH SVE-9 SVE-37 THROUGH SVE-41	RED	
2	SVE-3R, SVE-4, SVE-25 & SVE-10 THROUGH SVE-12 SVE-42 THROUGH SVE-47	BLUE	
3	SVE-13 THROUGH SVE-19 & SVE-36	GREEN	
4	SVE-20 THROUGH SVE-24, SVE-26 & SVE-27	TEAL	
5	SVE-28 THROUGH SVE-33	PURPLE	
6	SVE-34 THROUGH SVE-35	BROWN	

EQUILON ENTERPRISES LLC dba SHELL OIL PRODUCTS US
SOIL VAPOR MONITORING PROGRAM
ROXANA, ILLINOIS

PROJECT NO. 60697537

AECOM

DRN. BY: gds February 2023
DSGN. BY: djd
CHKD. BY: smf

SVE System Layout

FIG. NO. 13

Appendix A
Site Background and Regulatory History

APPENDIX A
SITE BACKGROUND AND REGULATORY HISTORY

Soil Vapor Sampling

Shell has been investigating and delineating soil vapor in the Investigation Area through the installation, development, and sampling of vapor monitoring ports (VMPs). Vapor monitoring locations (VMP-1 through VMP-16) were installed based on a work plan submitted to the Illinois Environmental Protection Agency (IEPA) on behalf of Shell on January 21, 2009. IEPA approved the work plan with conditions on May 12, 2009 (IEPA, 2009). The results of the vapor investigation and delineation efforts were presented in the Dissolved Phase Groundwater Investigation and P-60 Free Phase Product Delineation Report, dated February 18, 2010 (URS, 2010a). Based on recommendations contained in that report, an additional four vapor monitoring ports were installed, developed, and sampled at one existing (VMP-3) and three new vapor monitoring locations (VMP-17 through VMP-19) in the Spring/Summer 2010, with results presented in the Addendum to February 2010 Report – Supplemental Investigation Activities, dated September 20, 2010 (URS, 2010b).

IEPA provided comments to the February 18, 2010 report in a letter to Shell dated August 5, 2010 (IEPA, 2010). In particular, Comment Number 3 required quarterly soil vapor sampling and reporting, and Comment Number 2 described the need to further delineate the extent of soil vapors beneath the area. Six VMPs (VMP-20 through VMP-25) were installed and added to the quarterly sampling program beginning with 1st Quarter 2011 (1Q11).

IEPA provided further comments in a March 16, 2011 letter (IEPA, 2011) to Shell approving the Soil Vapor Extraction (SVE) Pilot Test Work Plan. In particular, Comment Number 2 of the March 16, 2011 letter required that quarterly soil vapor sampling continue at the 25 VMP locations, and Comment Number 9 requested an updated report, including a discussion of the geology, extent of groundwater impact, and distribution of impacted soil vapor. These items/comments were included in the 1Q11 Soil Vapor Report (URS, 2011a) and have been updated for this report.

As a result of a meeting between Shell and the IEPA on February 8, 2012, the quarterly soil vapor sampling program was expanded to include six additional soil VMPs (VMP-31, VMP-32, and VMP-42 through VMP-45). VMP-31 and VMP-32 were installed in 2nd Quarter 2011 (2Q11) to monitor soil vapor during operation of the Internal Combustion Engines (ICE) located near 4th Street and Chaffer Avenue. VMP-42 through VMP-45 were installed during the 3rd Quarter 2011 (3Q11) and 4th Quarter 2011 (4Q11) in conjunction with the SVE System installation to monitor soil vapor concentrations. Monitoring of these VMPs commenced with the 2nd Quarter 2012 (2Q12) sampling event.

Based on a September 13, 2012 letter from the IEPA (IEPA, 2012), VMP-29, VMP-30, and VMP-41, located within the Roxana Public Works Yard, were added to the quarterly sampling program during 3rd Quarter 2012 (3Q12). Additional VMPs (VMP-47 through VMP-55) were installed during the 4th Quarter 2012 (4Q12) in the Village. Monitoring of these VMPs commenced in the 1st Quarter 2013 (1Q13) sampling event.

In 2012, the IEPA additionally requested development of a quarterly report documenting the results of monitoring and remedial efforts associated with operating the SVE system. These results have been added to the subject report.

VMP-62 through VMP-64 were installed during the 4th Quarter 2013 (4Q13) in the Village. Monitoring of these VMPs commenced in the 4Q13 sampling event; however, the results were not obtained in time for inclusion in the 4Q13 report, so those data were included in the 1st Quarter 2014 (1Q14) report.

Based on email correspondence with the IEPA (J. Moore, personal communication to B. Billman, August 2, 2013), the subject reports no longer include copies of the laboratory analytical reports (previously included in appendices). The laboratory reports will continue to be retained in the project files.

The IEPA issued a draft letter on December 26, 2013, finalized on April 9, 2014 (IEPA, 2014), approving certain modifications requested by URS to the subject reports, including the modifications below:

- Tabular data included from the previous year (current quarter and the previous three quarters).
- Charts showing the analytical concentrations of benzene and methane over time.
- Reduction of VMP canister sampling duration from approximately 30 minutes to approximately 5 minutes.

These changes were initiated with the 1Q14 sampling event and have been updated in subsequent reports.

The IEPA issued a letter on May 28, 2015 (IEPA, 2015), approving the corrective action modification requests of two submittals related to the SVE system.

AECOM, on behalf of Shell, submitted "TACO Tier 3 Demonstration Report Part 1: Site Characterization Summary" and "Part 2: Tier 3 Proposal" to the IEPA on April 6, 2017 (AECOM, 2017a; AECOM, 2017b). This submittal was followed by two supplemental documents submitted on July 14, 2017 (AECOM, 2017c), and November 22, 2017 (AECOM, 2017d), respectively. These submittals provided a site characterization summary and a Tier 3 demonstration requesting to shut down the SVE System and initiate a period of rebound monitoring.

During a meeting with IEPA on November 5, 2019, the IEPA requested information regarding the operation of the SVE system, including a description of procedures for opening and closing SVE wells, an overview of SVE system monitoring programs, and a figure depicting operating SVE wells. On November 20, 2019 AECOM provided the requested information via email, including a figure depicting the SVE wells operating as of November 13, 2019.

On October 1, 2020, the IEPA issued a response letter to the 2017 TACO Tier 3 submittals, in which the submittals were neither approved nor denied (IEPA, 2020). Condition 1 of the letter stated that the SVE system must be maintained in areas of concern until groundwater concentrations at monitoring wells within the Village have been reduced to levels consistent with applicable standards. Additional conditions within the letter provided guidance for recalculation of Tier 3 remedial objectives, provided comments on the screening of analytical results, and provided a list of 21 chemicals that may be excluded from further consideration. During a meeting on July 15, 2021, the IEPA provided some clarifications regarding comments in the October 1, 2020 letter.

On January 4, 2022, AECOM, on behalf of Shell, submitted a response to the IEPA's October 1, 2020 letter (AECOM, 2022a). Specific responses to each of the IEPA's comments were included, along with supporting materials.

On March 23, 2022, AECOM, on behalf of Shell, submitted a request to the IEPA asking that the due dates for the quarterly Roxana Soil Vapor Sampling & SVE Monitoring Reports be pushed back two weeks. On July 8, 2022 the IEPA responded with a letter approving the request. Effective beginning with the 2Q22 report, the 1st Quarter report is now due on May 15, the 2nd Quarter report is due August 15, the 3rd Quarter report is due November 15, and the 4th Quarter report is due February 15.

On March 12, 2023, the IEPA issued a letter approving several of AECOM's recent standard operating procedures (SOP) submittals. The letter included conditions that affect some of the SOPs, including the SOP for soil vapor sampling.

SVE System

As presented in the June 2011 Conceptual/Final Design Report (URS, 2011b), the May 2012 SVE System Construction Completion Report (URS, 2012), and the February 2013 SVE System Construction Completion Report Addendum (URS, 2013), URS designed and constructed a SVE system along the WFL and within the Roxana Public Works Yard.

The SVE system consists of 45 SVE wells, 30 of which are located along the WFL, nine are located in the Village along East 4th Street west of Chaffer Avenue, and six are located in the Roxana Public Works Yard. The SVE wells are connected via 4-inch piping to vapor/liquid separators (VLS) and a rotary lobe positive displacement blower housed within a customized intermodal freight container ("conex"). Piping from the SVE wells feeds into the conex, where vapor moves through the VLS, before traveling through the blower and a baffle connected to a Regenerative Thermal Oxidizer (RTO). A system fan located on the RTO side of the baffle pushes the vapor into the RTO and adds fresh air to dilute the vapor stream as necessary.

During 3Q13, URS designed an extension to the northernmost extent of the WFL portion of the SVE system. Five additional SVE wells (SVE wells 37 through 41) and six additional VMPs (VMPs 56 through 61) were installed in August 2013 for extension of the red header line, which was completed in October 2013. All newly installed SVE wells were open and on-line by November 2013. Details associated with this system extension were documented in the SVE System Construction Completion Report Addendum No. 2, dated January 2014 (URS, 2014). During 3Q14 and 4Q14, AECOM designed and constructed an extension to the WFL portion of the SVE system on Shell-owned properties adjacent to 4th

Street and Chaffer Avenue in Roxana, IL. Six additional SVE wells (SVE wells 42 through 47) were brought on-line in November 2014.

The IEPA issued a letter on May 28, 2015 (IEPA, 2015) approving the corrective action modification requests of August 16, 2013, which included activities to study potential enhancement of the existing SVE system near the corner of 4th Street and Chaffer Avenue. The IEPA 2015 letter also approved the March 4, 2015 SVE System Construction Completion Report Addendum No. 3 (URS, 2015).

On January 31, 2022, AECOM, on behalf of Shell, submitted the *Public Works Yard Steam Enhanced Extraction Workplan* for Roxana, Illinois (AECOM, 2022b). This workplan described the proposed steam enhanced extraction system for remediation of residual material in the saturated zone at the Roxana Public Works Yard. The IEPA issued a letter on August 22, 2022 (IEPA, 2022) approving steam enhanced extraction technology for use at the Public Works Yard. AECOM and Shell met with IEPA on September 21, 2022 to discuss the 8/22/2022 response letter and the steam enhanced extraction system. On December 16, 2022, AECOM, on behalf of Shell, submitted the *Old Public Works Yard Steam Enhanced Extraction Final Design Report & Construction Work Plan* (FDRCWP)(AECOM, 2022c). The FDRCWP contained responses to the IEPA's 8/22/2022 letter, as well as items required in Phase II of the IEPA Corrective Measures Program.

Appendix B
Benzene and Methane Charts

VMP-1

Note: Open circles are non-detect results shown at ½ the reporting limit (PQL). Maximum result from parent/duplicate pair shown.
Gap in plot line indicates sample not able to be collected due to site conditions, or that ports were not sampled on the same day of the quarterly event.

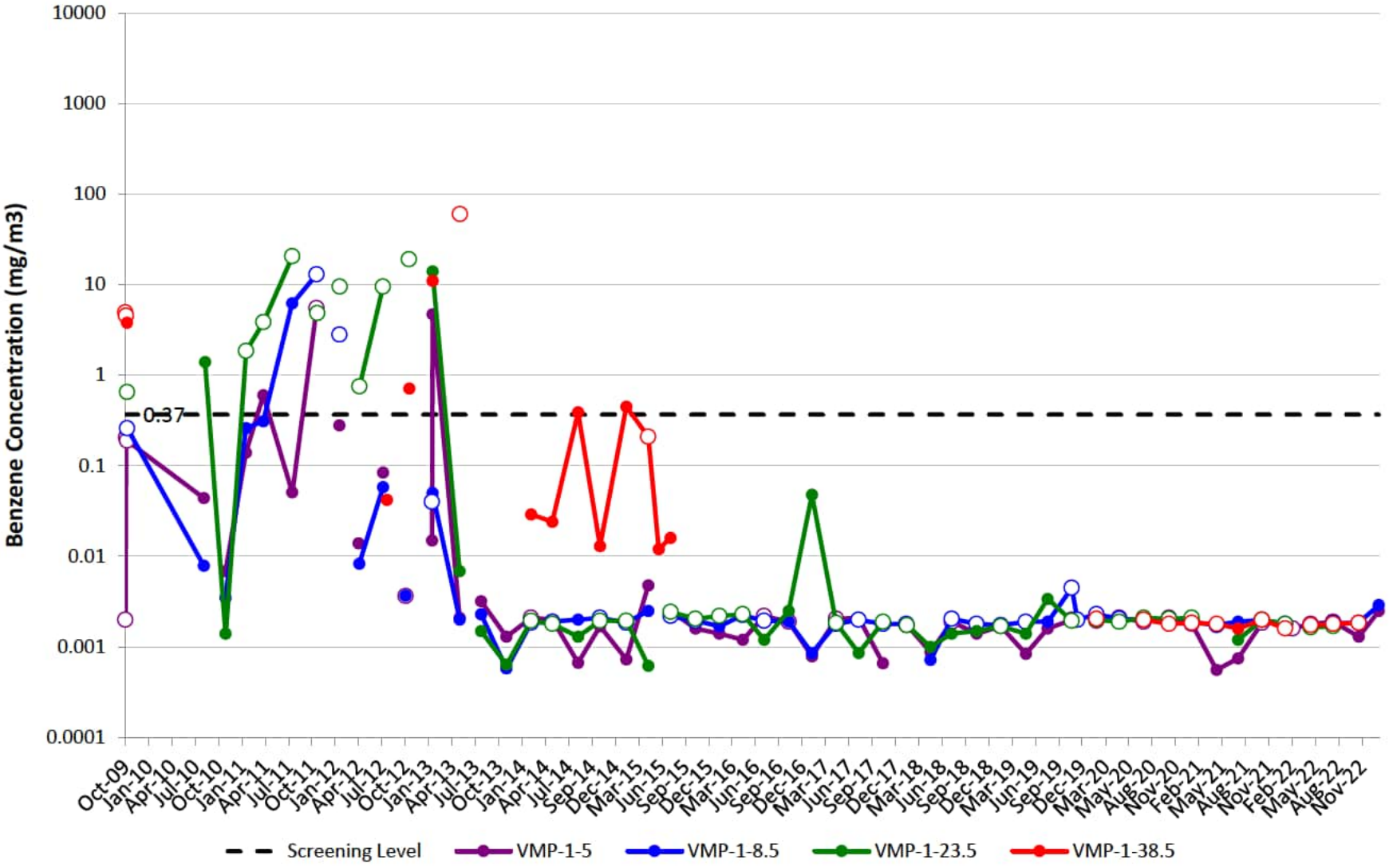

VMP-2

Note: Open circles are non-detect results shown at ½ the reporting limit (PQL). Maximum result from parent/duplicate pair shown.
Gap in plot line indicates sample not able to be collected due to site conditions, or that ports were not sampled on the same day of the quarterly event.

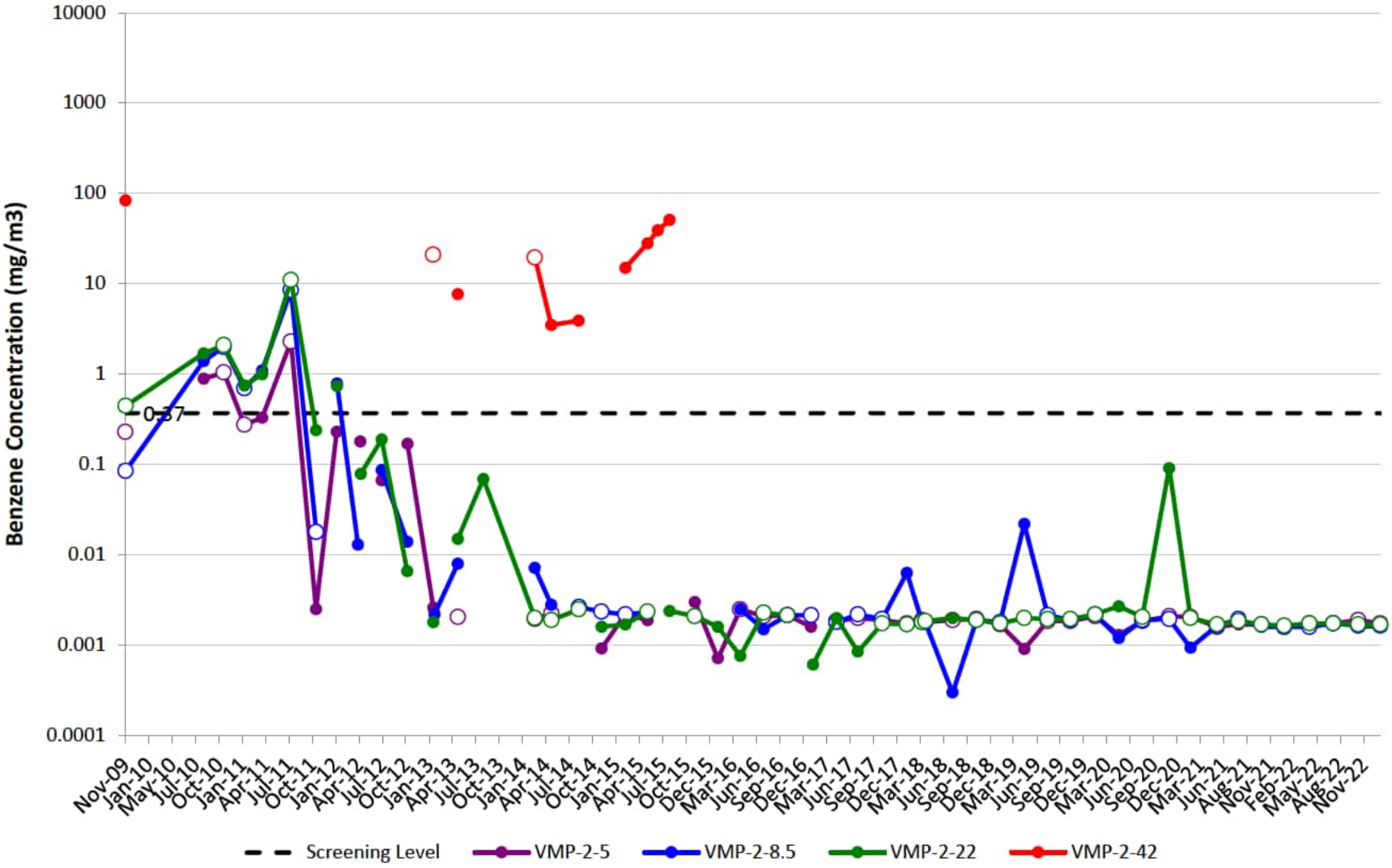

VMP-3

Note: Open circles are non-detect results shown at ½ the reporting limit (PQL). Maximum result from parent/duplicate pair shown.
Gap in plot line indicates sample not able to be collected due to site conditions, or that ports were not sampled on the same day of the quarterly event.

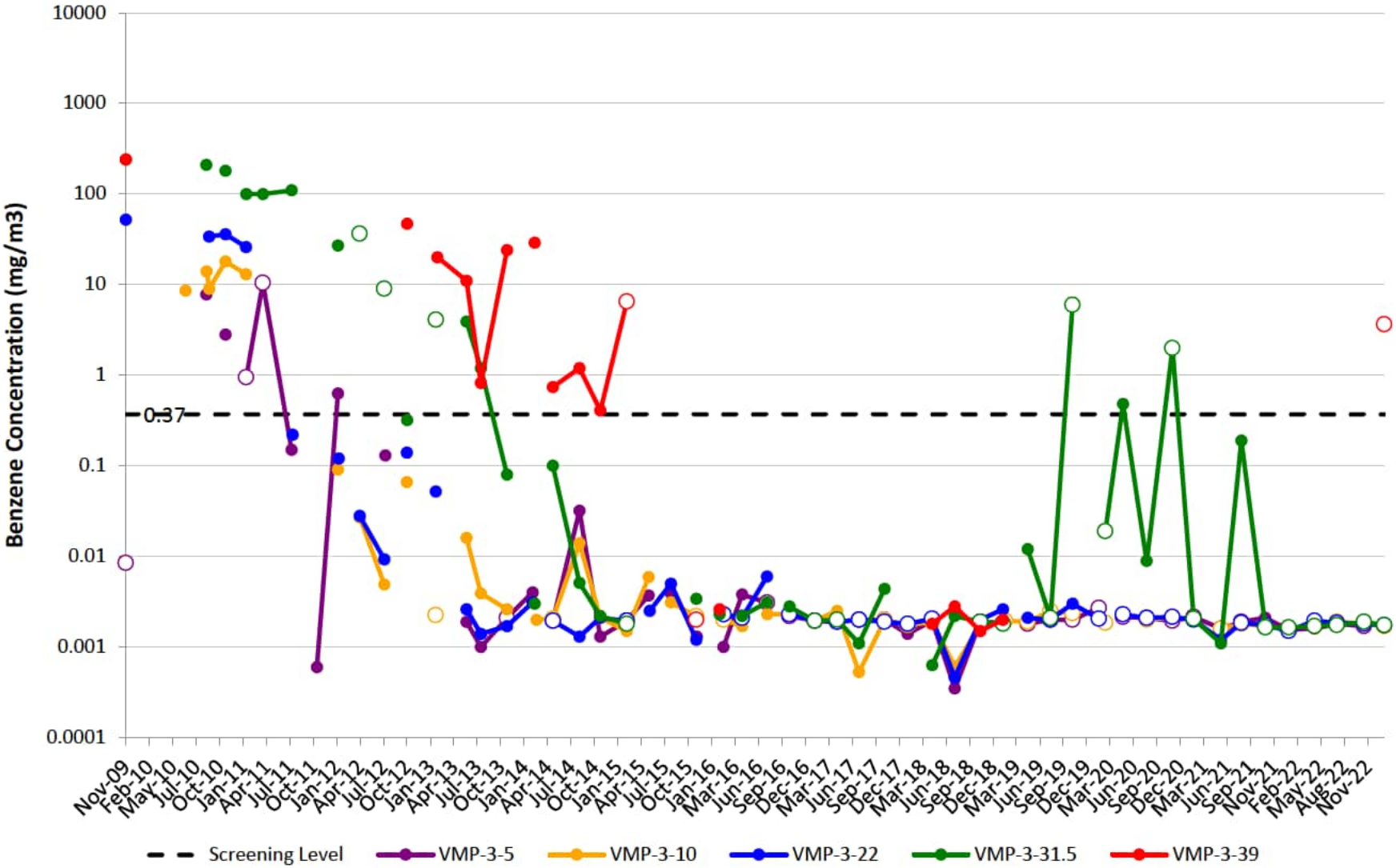

VMP-4

Note: Open circles are non-detect results shown at ½ the reporting limit (PQL). Maximum result from parent/duplicate pair shown.
Gap in plot line indicates sample not able to be collected due to site conditions, or that ports were not sampled on the same day of the quarterly event.

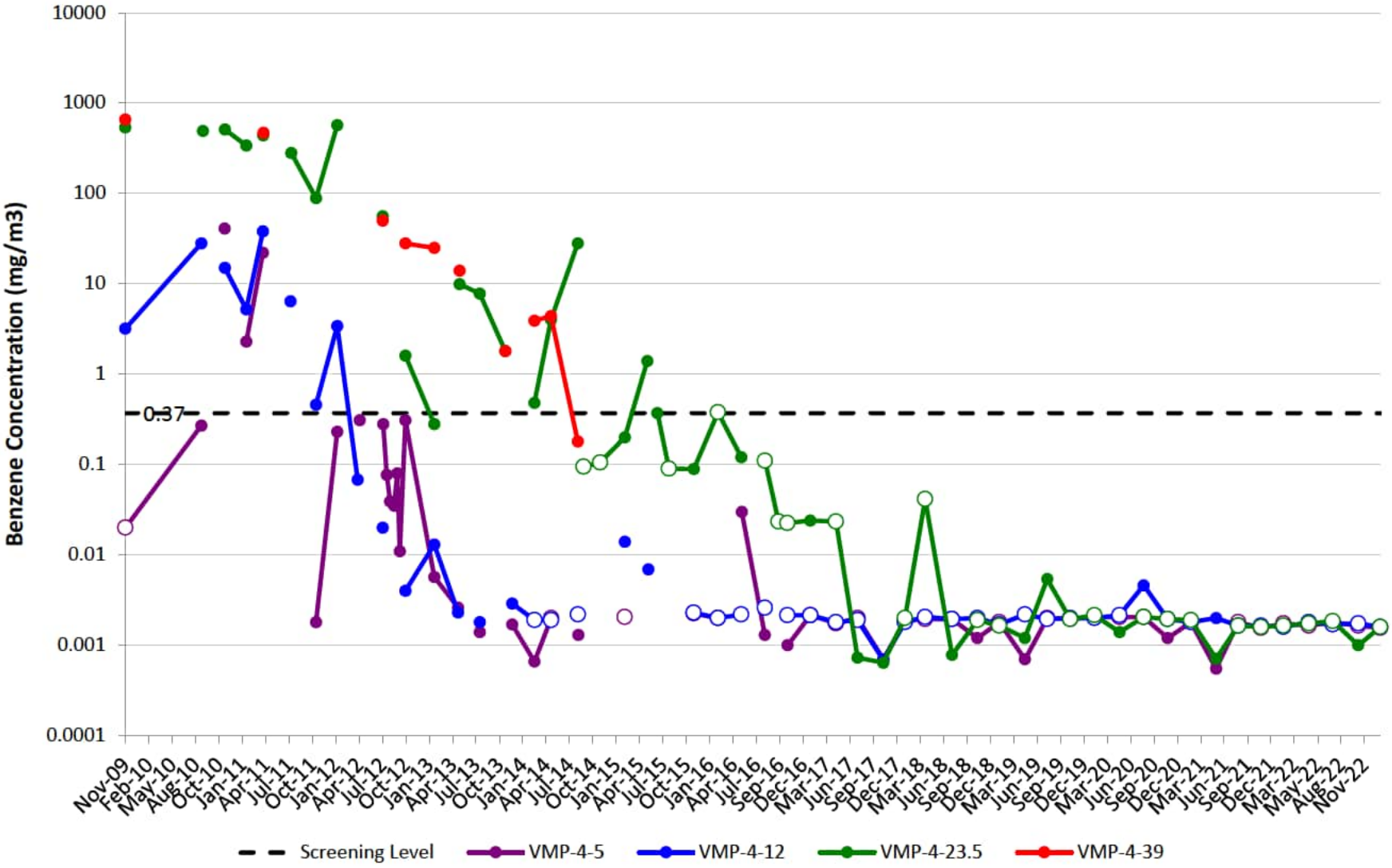

VMP-5

Note: Open circles are non-detect results shown at ½ the reporting limit (PQL). Maximum result from parent/duplicate pair shown.
Gap in plot line indicates sample not able to be collected due to site conditions, or that ports were not sampled on the same day of the quarterly event.

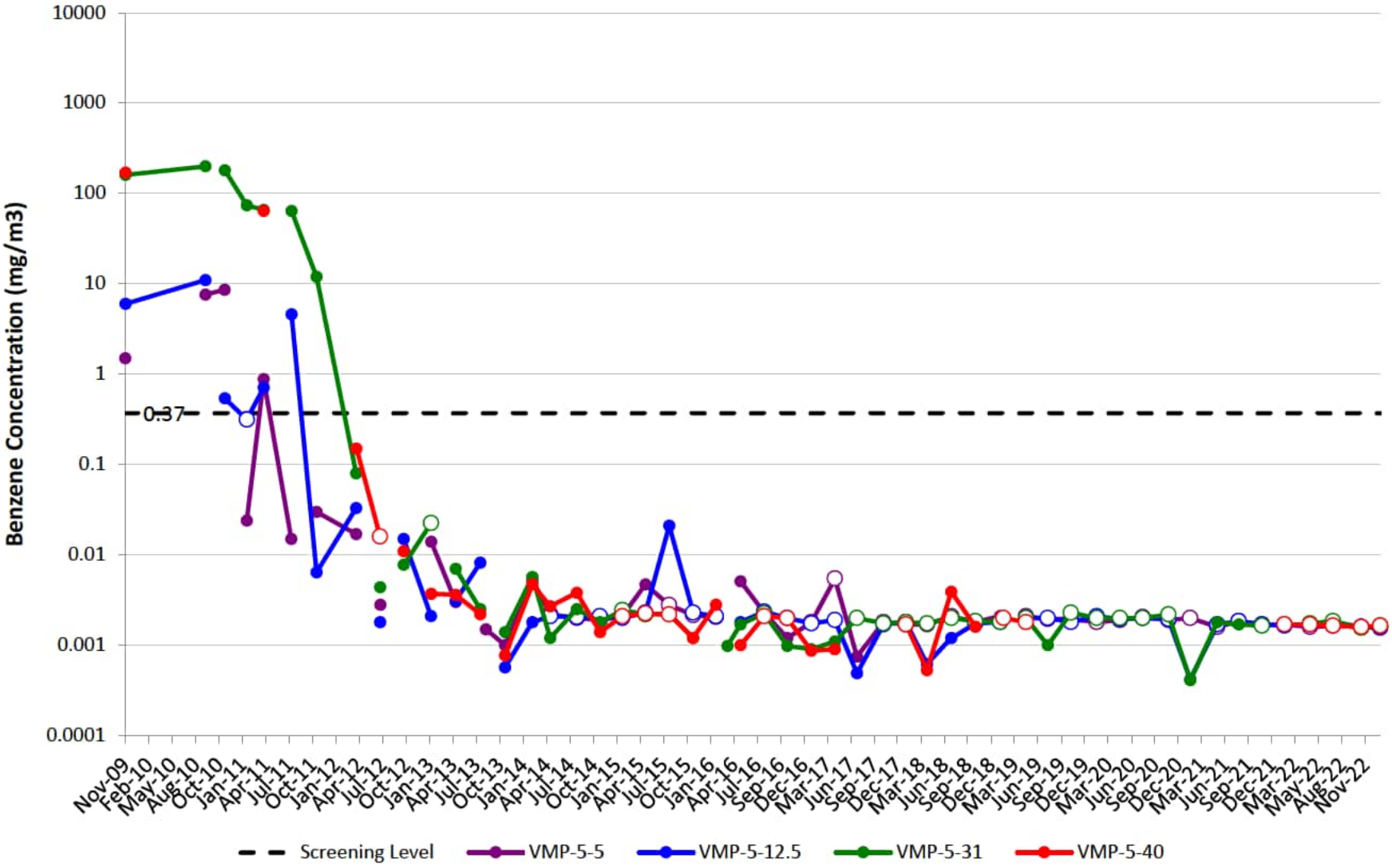

VMP-6

Note: Open circles are non-detect results shown at ½ the reporting limit (PQL). Maximum result from parent/duplicate pair shown.
Gap in plot line indicates sample not able to be collected due to site conditions, or that ports were not sampled on the same day of the quarterly event.

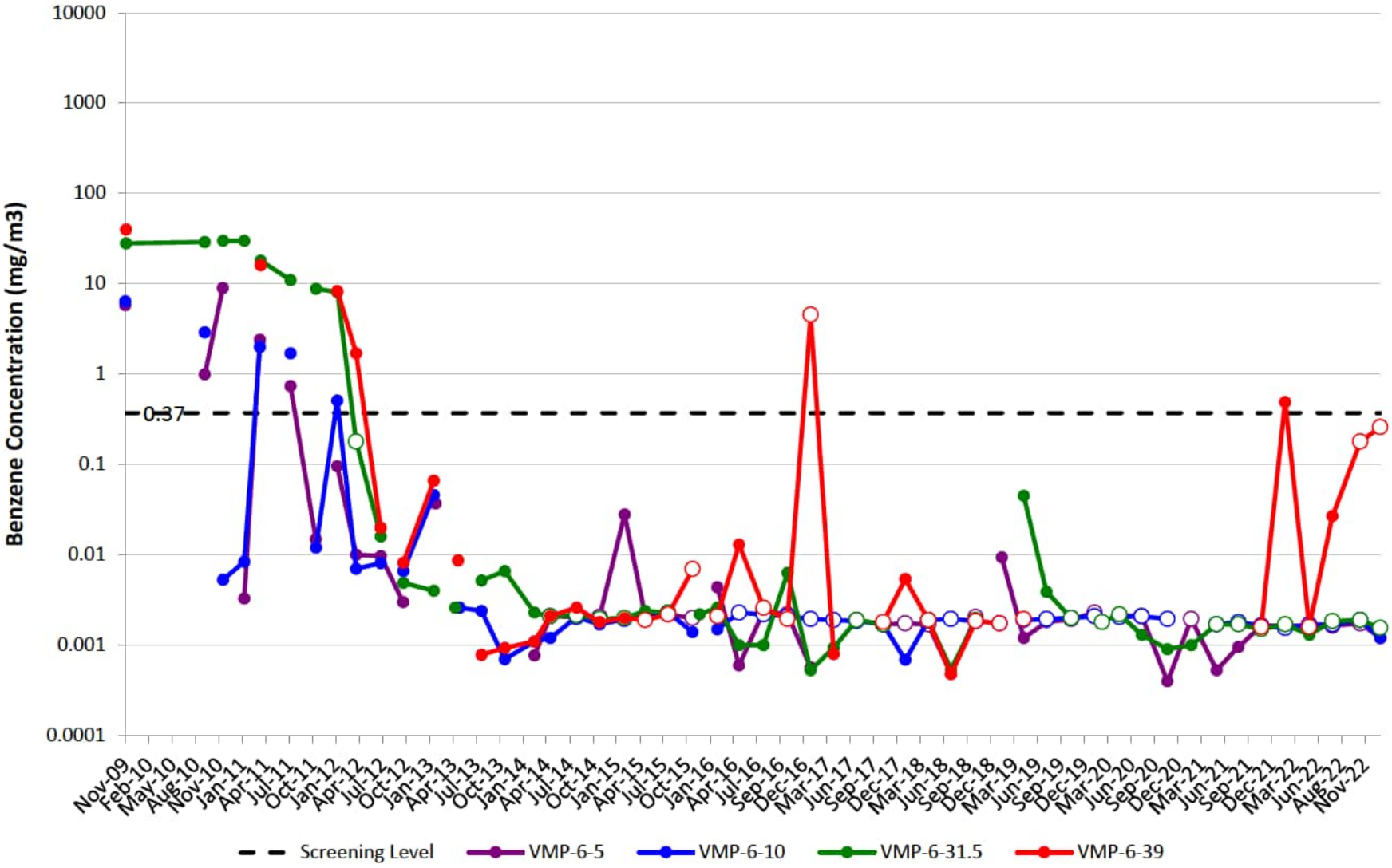

VMP-7

Note: Open circles are non-detect results shown at ½ the reporting limit (PQL). Maximum result from parent/duplicate pair shown.
Gap in plot line indicates sample not able to be collected due to site conditions, or that ports were not sampled on the same day of the quarterly event.

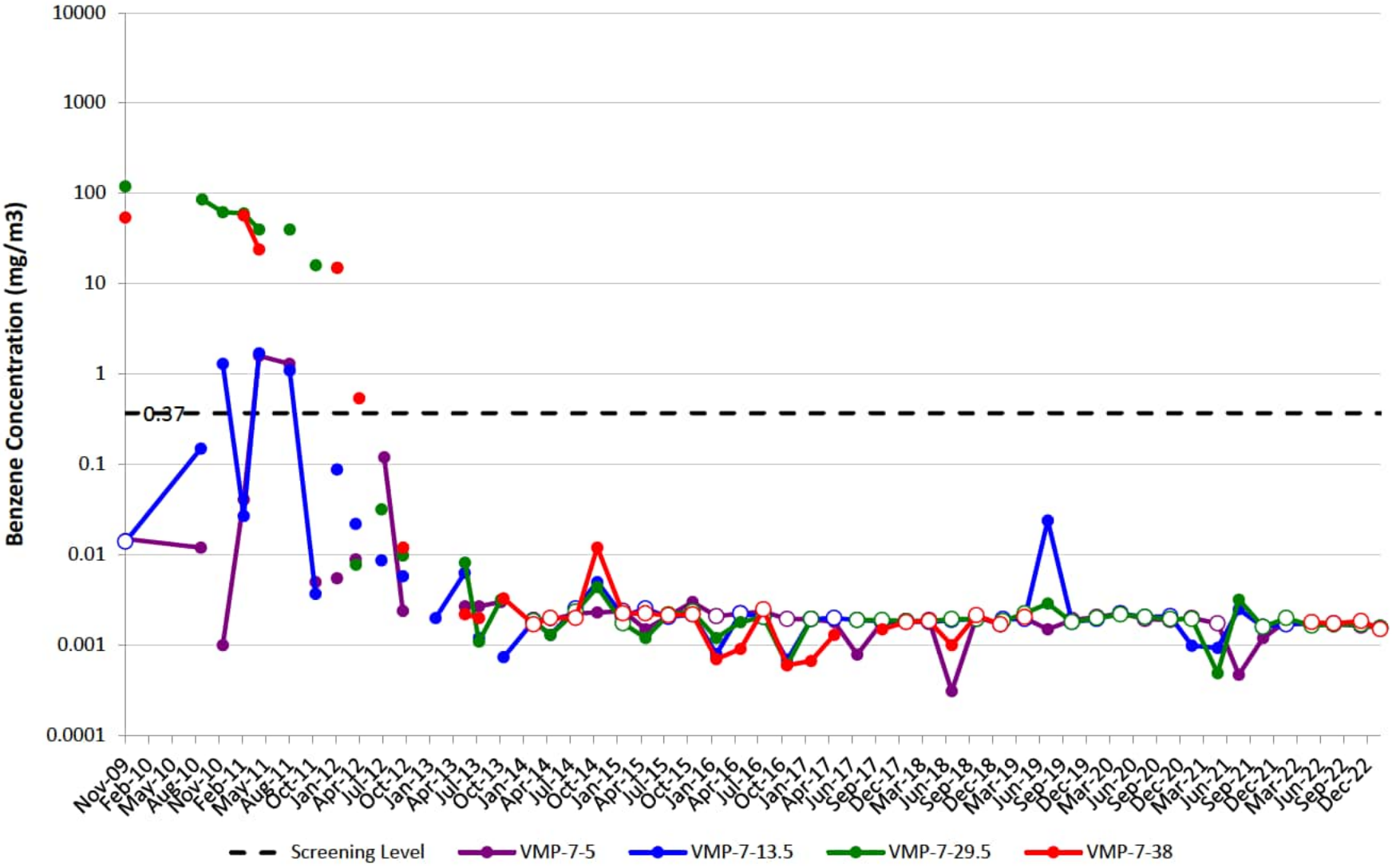

VMP-8

Note: Open circles are non-detect results shown at ½ the reporting limit (PQL). Maximum result from parent/duplicate pair shown.
Gap in plot line indicates sample not able to be collected due to site conditions, or that ports were not sampled on the same day of the quarterly event.

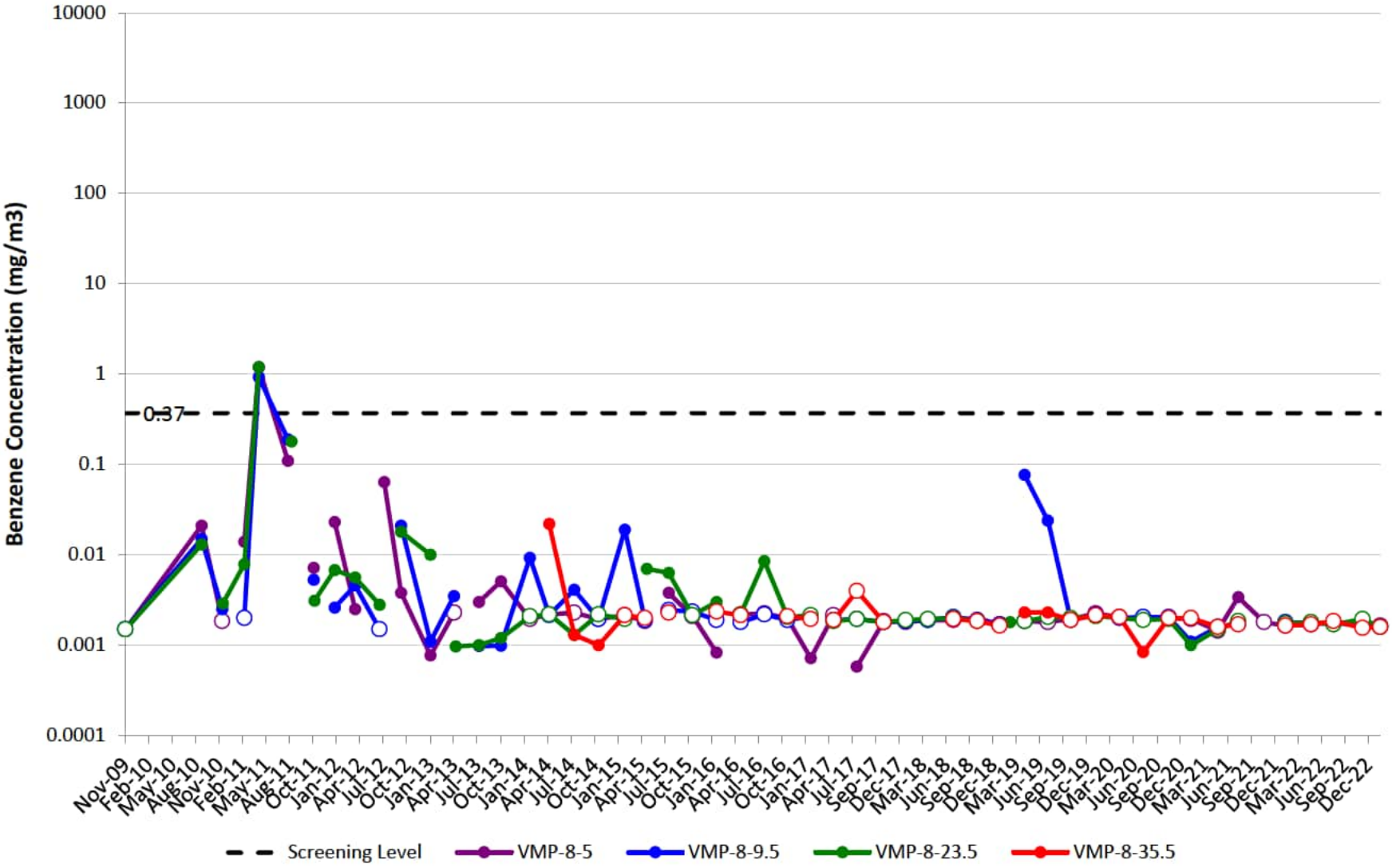

VMP-9

Note: Open circles are non-detect results shown at ½ the reporting limit (PQL). Maximum result from parent/duplicate pair shown.
Gap in plot line indicates sample not able to be collected due to site conditions, or that ports were not sampled on the same day of the quarterly event.

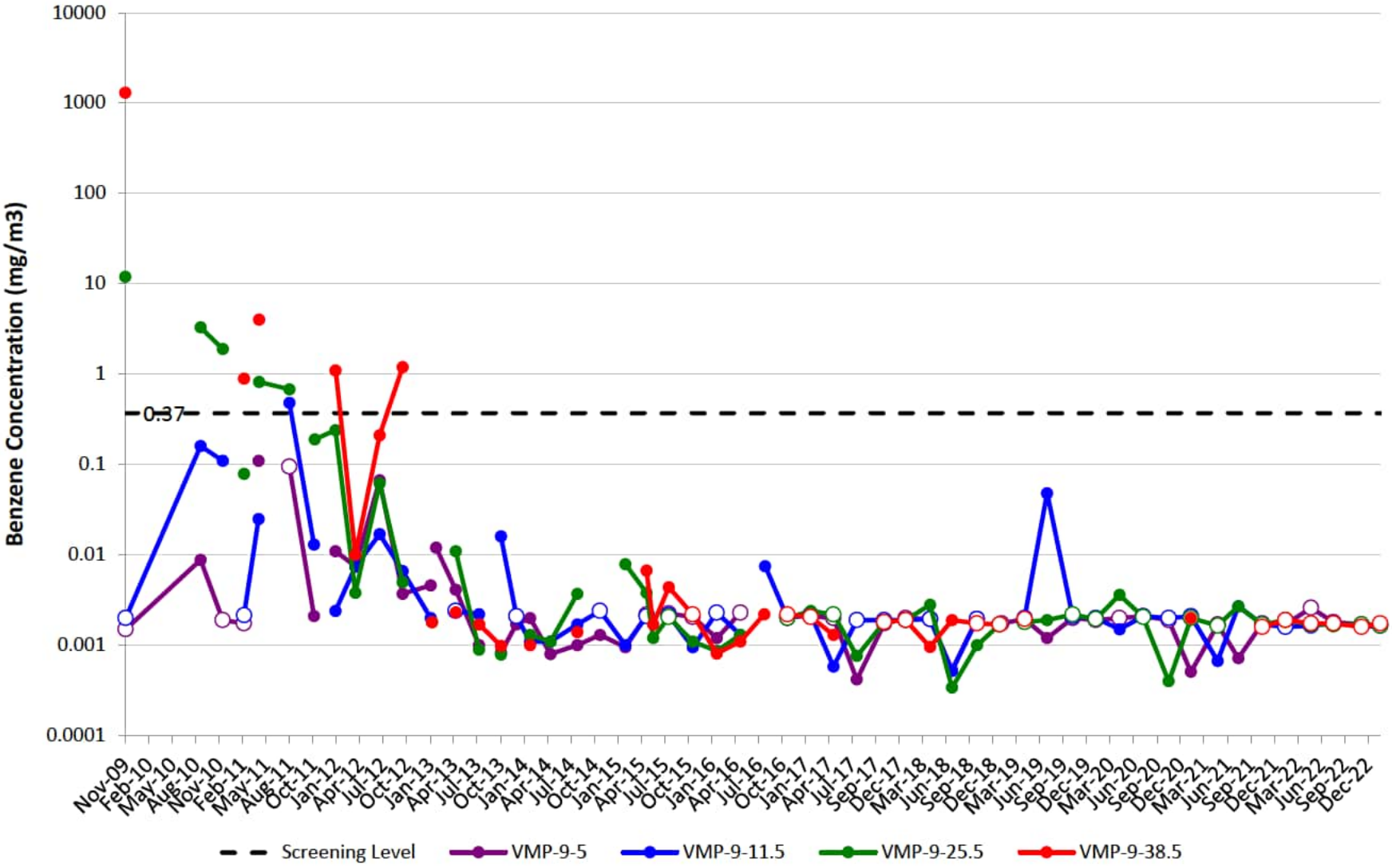

VMP-10

Note: Open circles are non-detect results shown at ½ the reporting limit (PQL). Maximum result from parent/duplicate pair shown.
Gap in plot line indicates sample not able to be collected due to site conditions, or that ports were not sampled on the same day of the quarterly event.

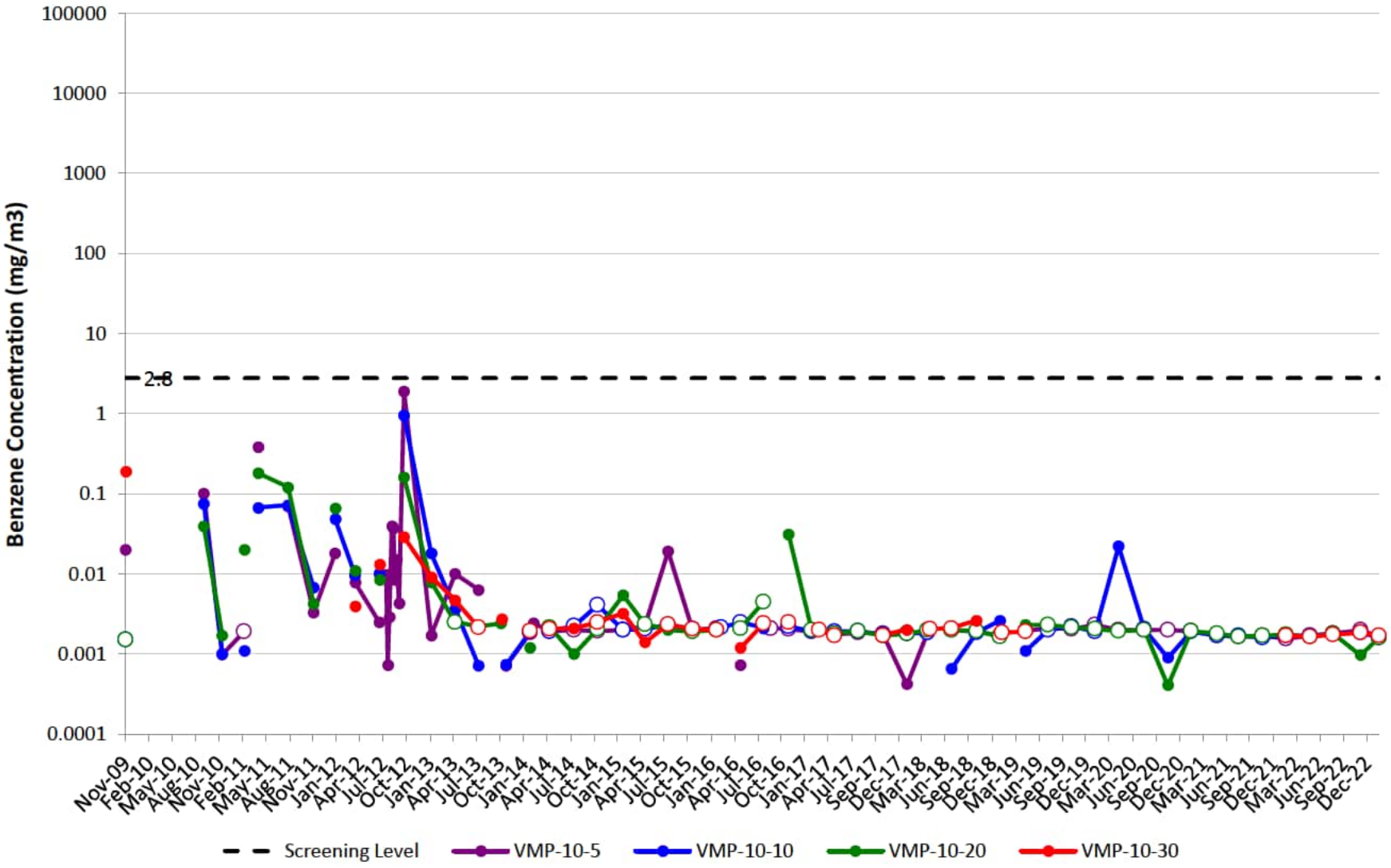

VMP-11

Note: Open circles are non-detect results shown at ½ the reporting limit (PQL). Maximum result from parent/duplicate pair shown.
Gap in plot line indicates sample not able to be collected due to site conditions, or that ports were not sampled on the same day of the quarterly event.

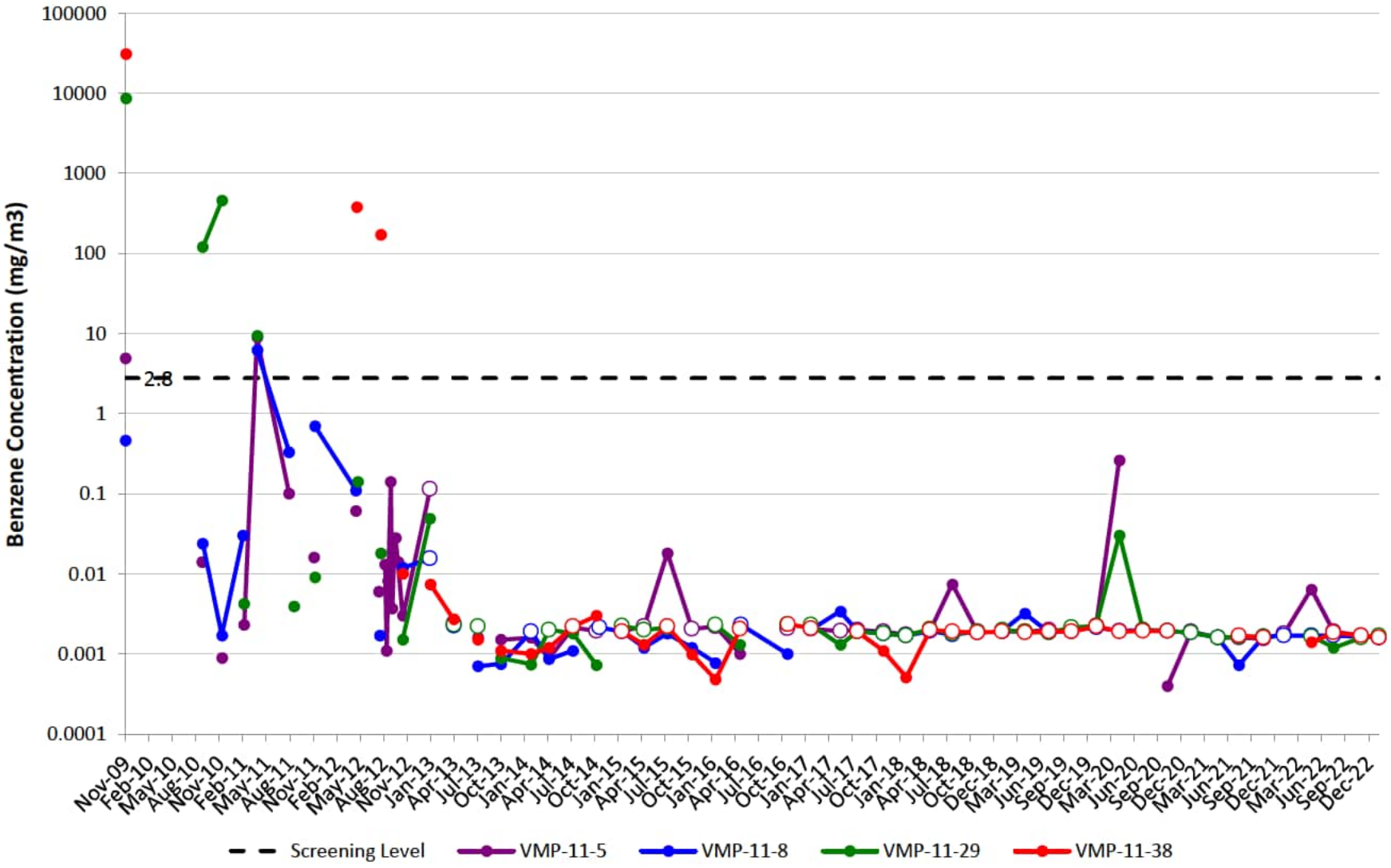

VMP-12

Note: Open circles are non-detect results shown at ½ the reporting limit (PQL). Maximum result from parent/duplicate pair shown.
Gap in plot line indicates sample not able to be collected due to site conditions, or that ports were not sampled on the same day of the quarterly event.

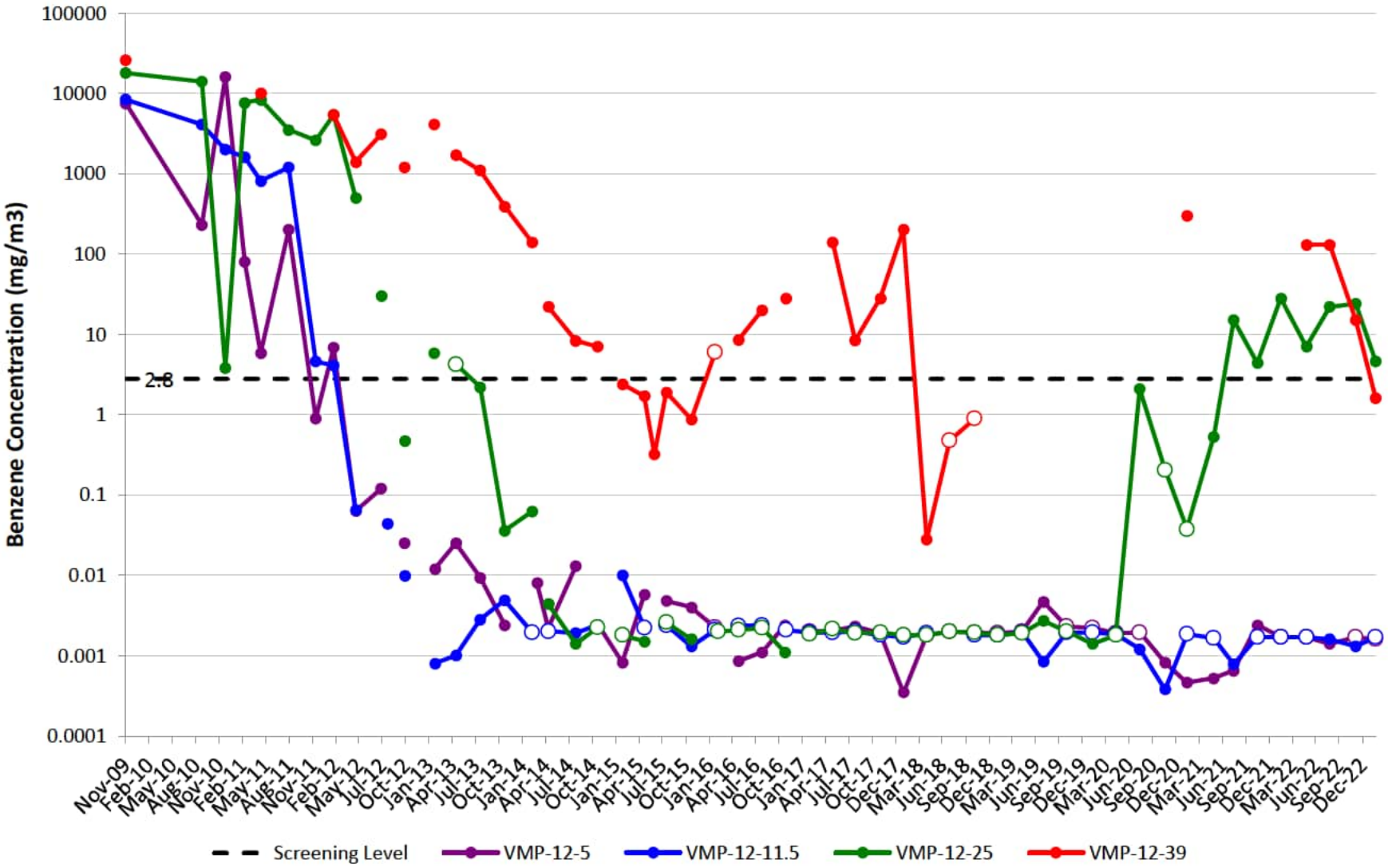

VMP-13

Note: Open circles are non-detect results shown at ½ the reporting limit (PQL). Maximum result from parent/duplicate pair shown.
Gap in plot line indicates sample not able to be collected due to site conditions, or that ports were not sampled on the same day of the quarterly event.

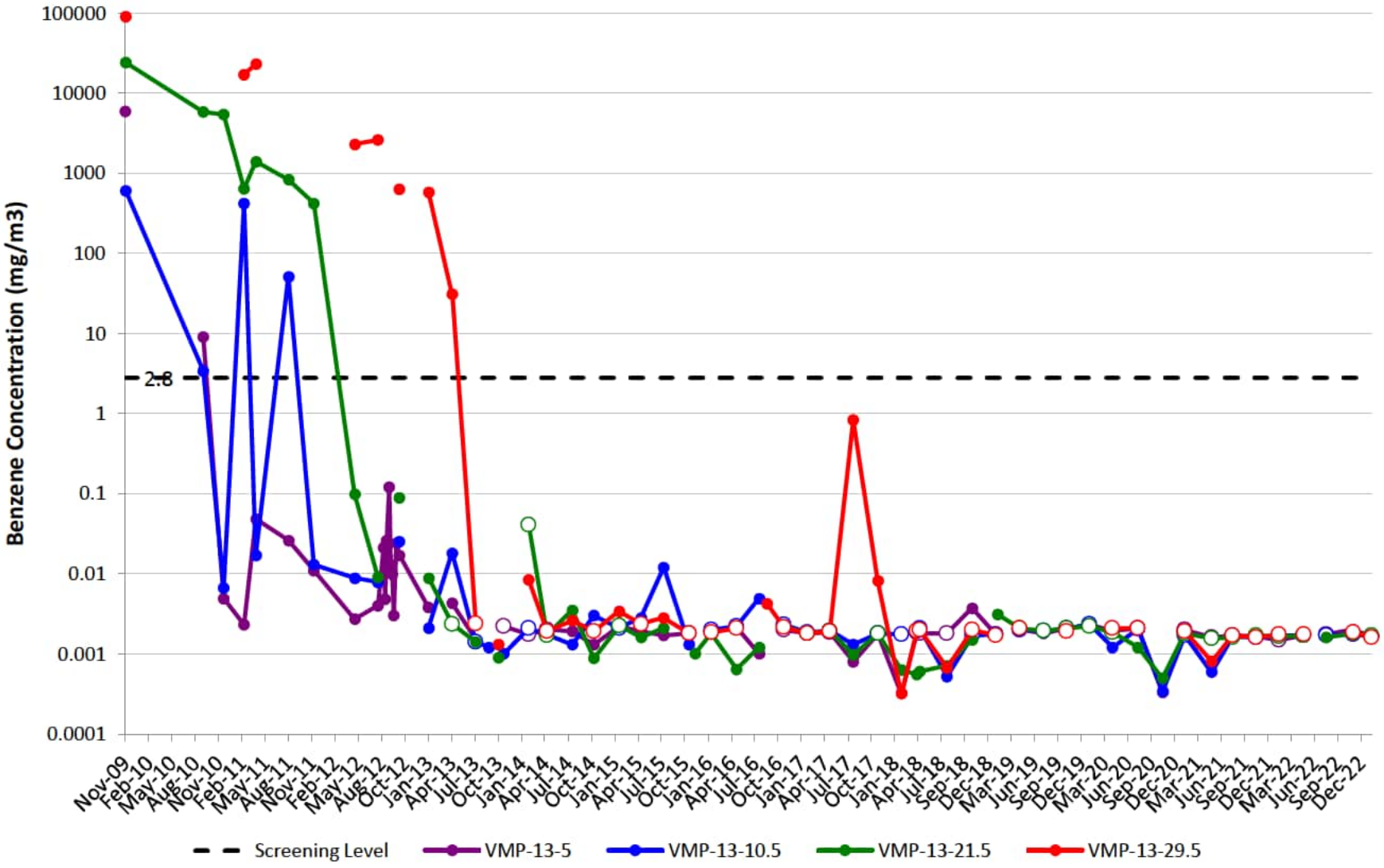

VMP-14

Note: Open circles are non-detect results shown at ½ the reporting limit (PQL). Maximum result from parent/duplicate pair shown.
Gap in plot line indicates sample not able to be collected due to site conditions, or that ports were not sampled on the same day of the quarterly event.

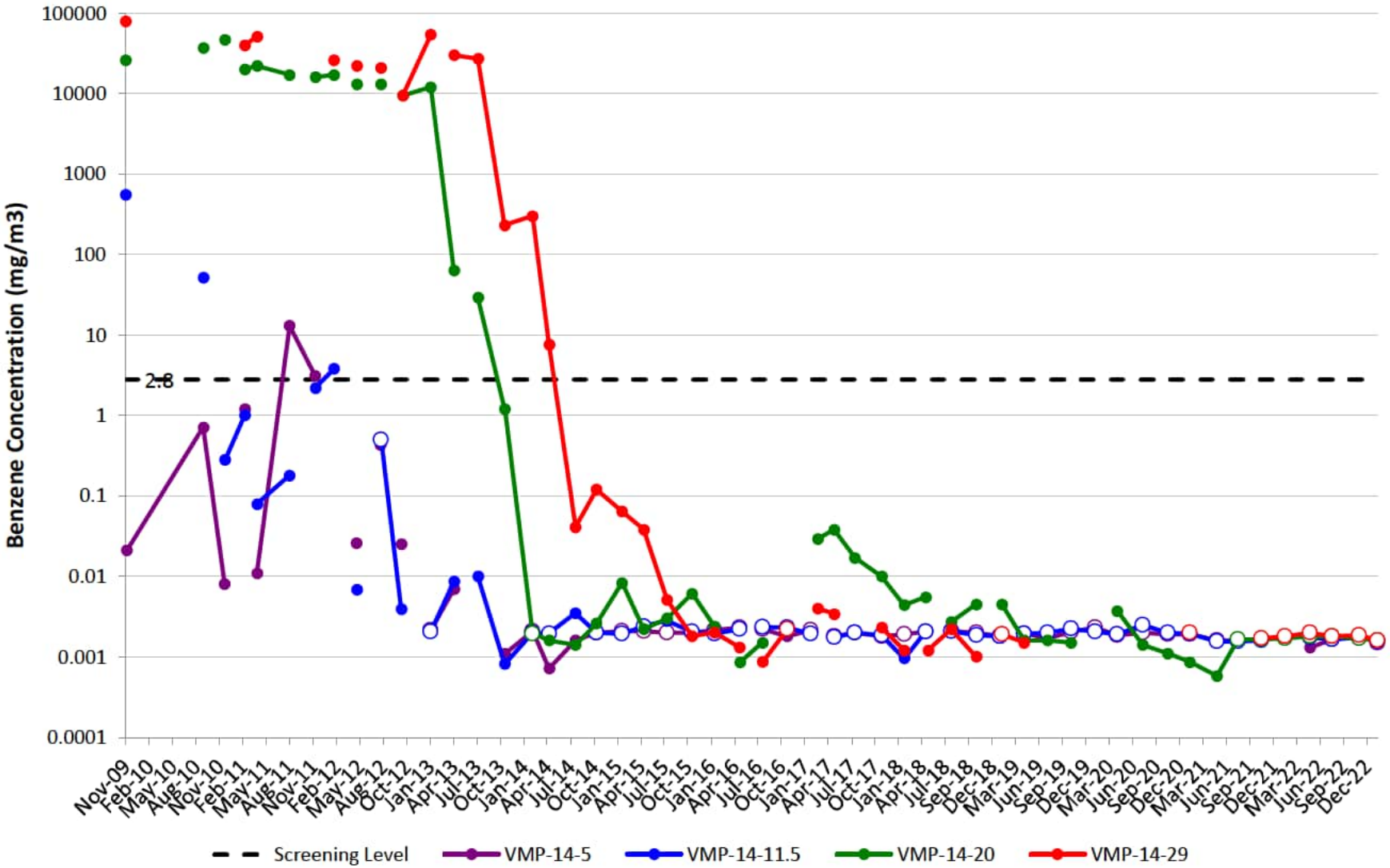

VMP-15

Note: Open circles are non-detect results shown at ½ the reporting limit (PQL). Maximum result from parent/duplicate pair shown.
Gap in plot line indicates sample not able to be collected due to site conditions, or that ports were not sampled on the same day of the quarterly event.

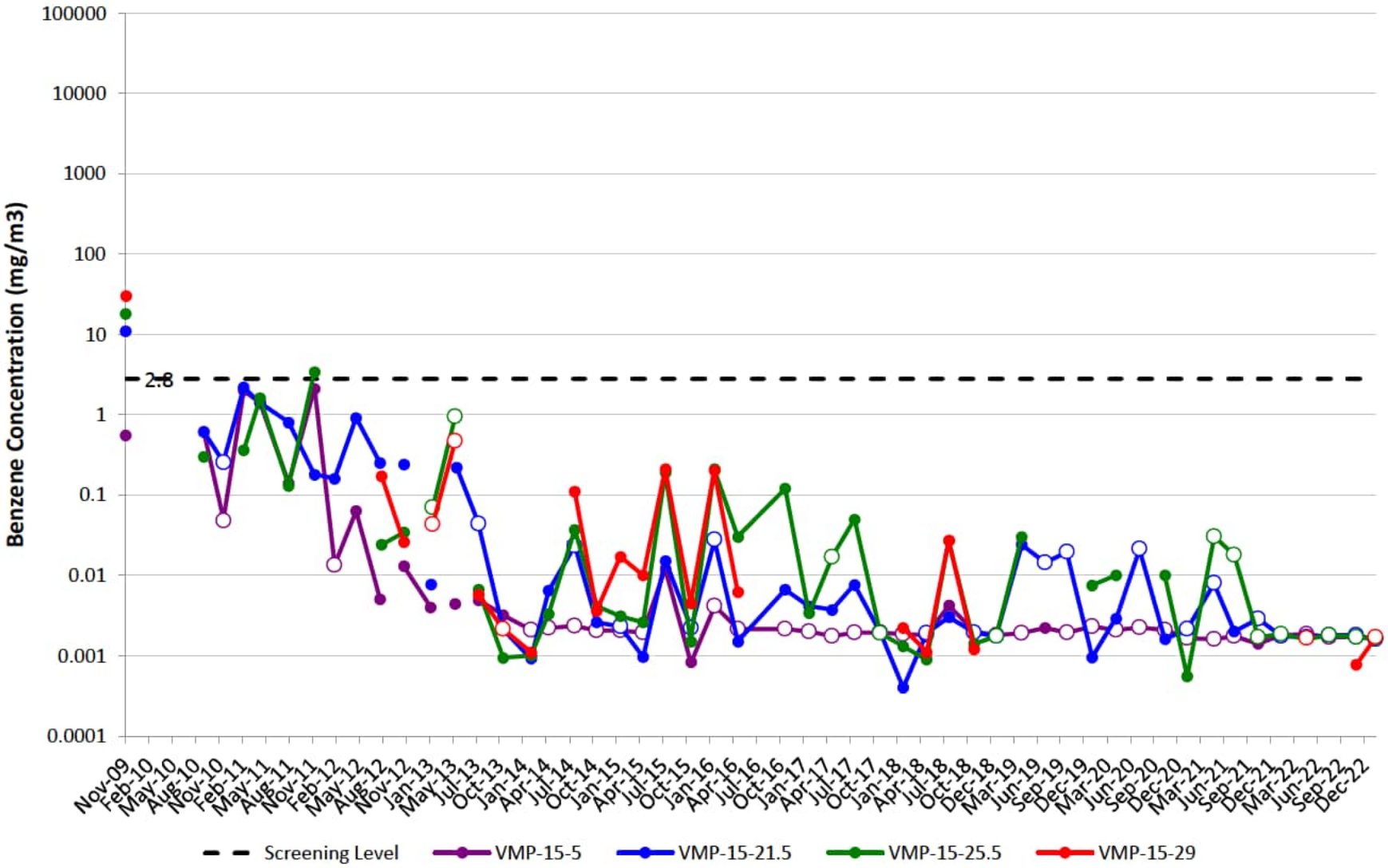

VMP-16

Note: Open circles are non-detect results shown at ½ the reporting limit (PQL). Maximum result from parent/duplicate pair shown.
Gap in plot line indicates sample not able to be collected due to site conditions, or that ports were not sampled on the same day of the quarterly event.

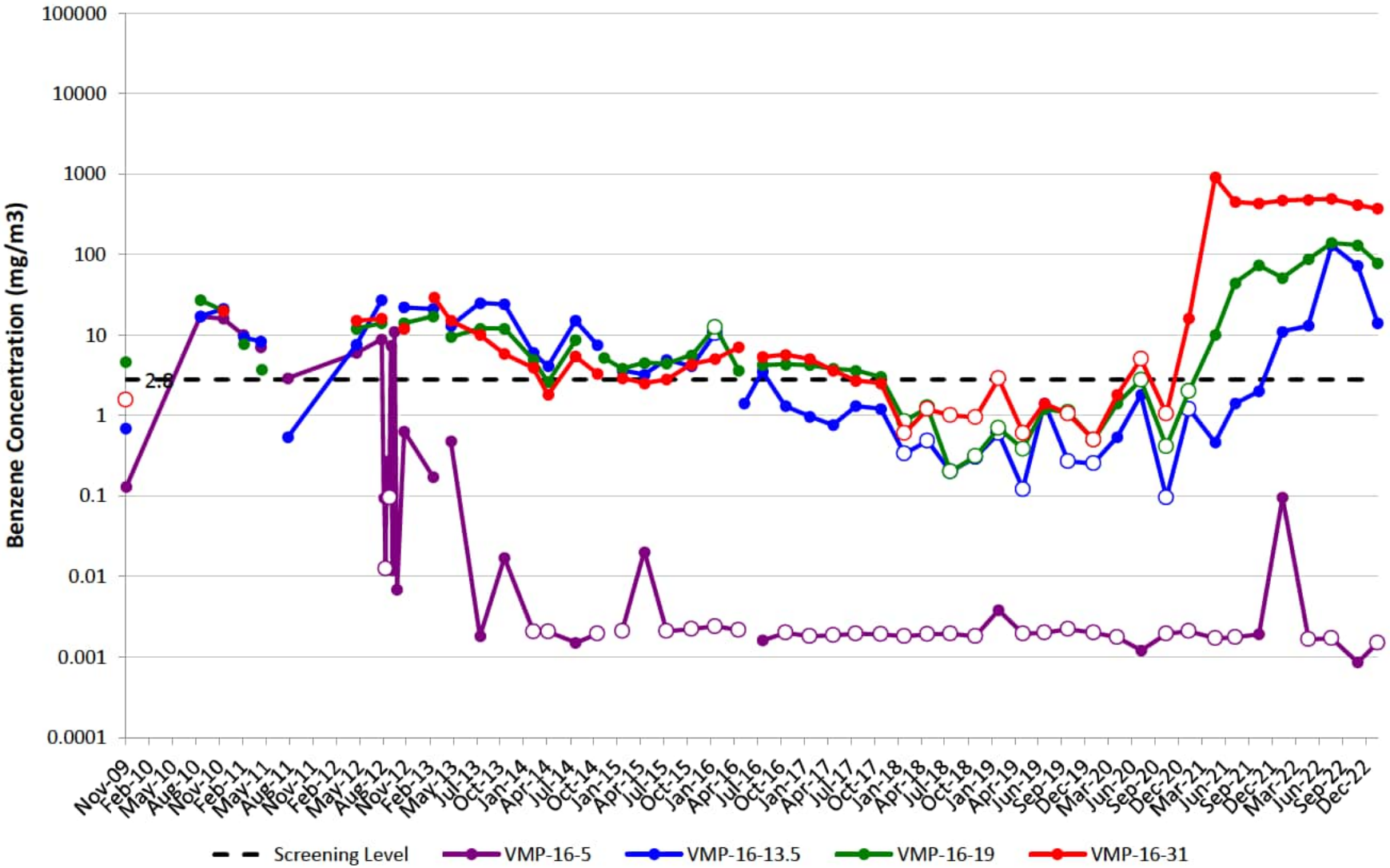

VMP-17

Note: Open circles are non-detect results shown at ½ the reporting limit (PQL). Maximum result from parent/duplicate pair shown.
Gap in plot line indicates sample not able to be collected due to site conditions, or that ports were not sampled on the same day of the quarterly event.

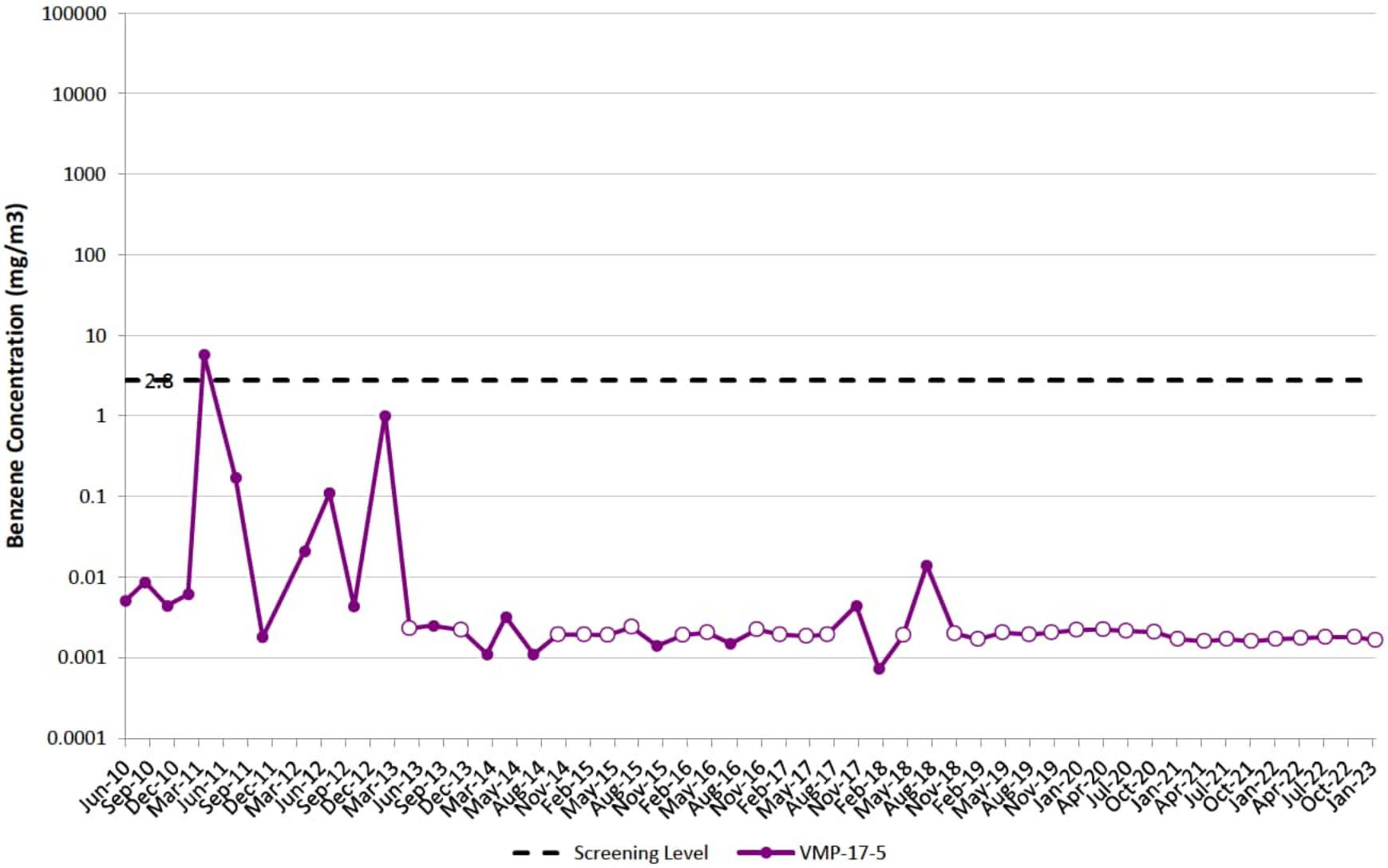

VMP-18

Note: Open circles are non-detect results shown at ½ the reporting limit (PQL). Maximum result from parent/duplicate pair shown.
Gap in plot line indicates sample not able to be collected due to site conditions, or that ports were not sampled on the same day of the quarterly event.

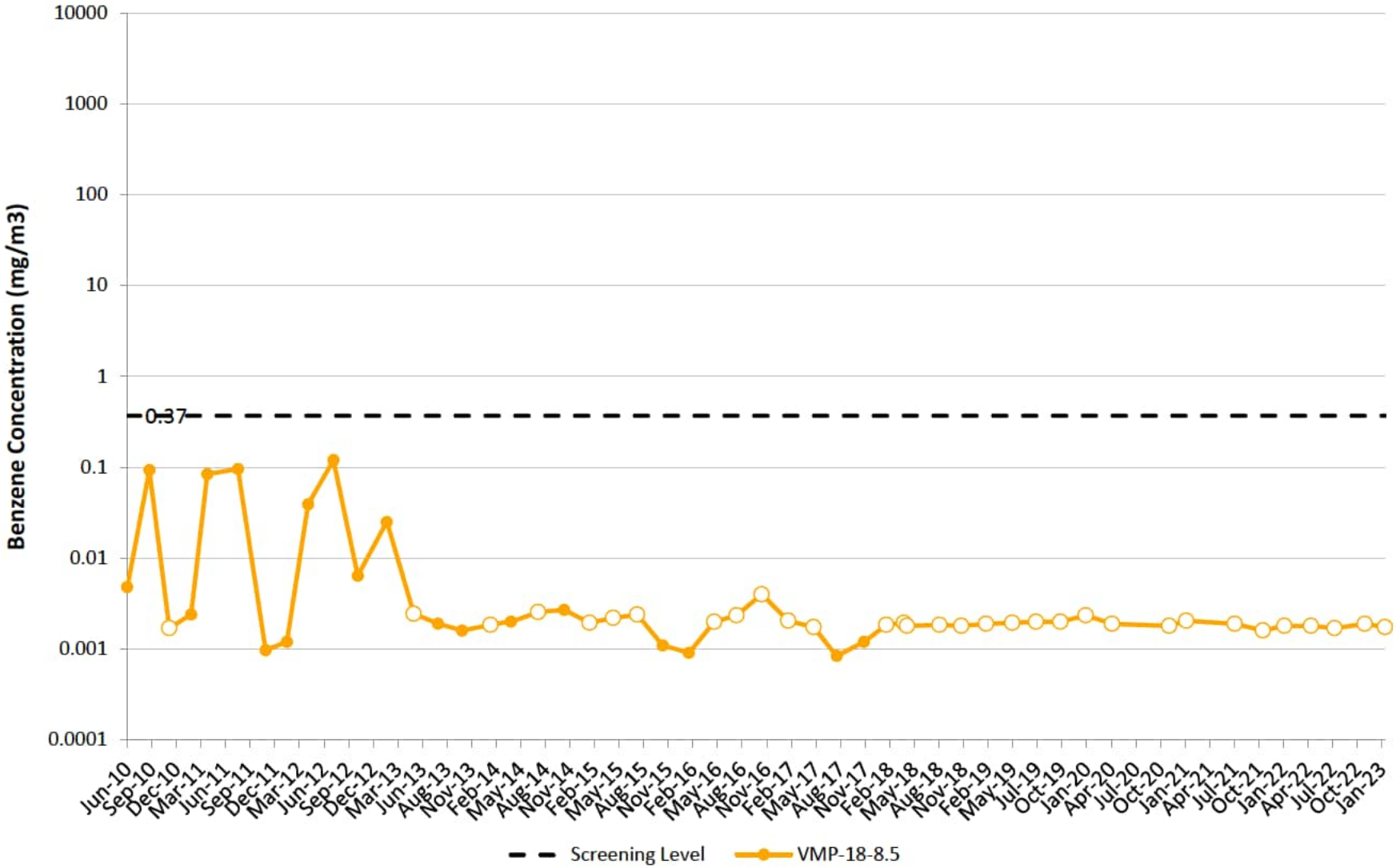

VMP-19

Note: Open circles are non-detect results shown at ½ the reporting limit (PQL). Maximum result from parent/duplicate pair shown.
Gap in plot line indicates sample not able to be collected due to site conditions, or that ports were not sampled on the same day of the quarterly event.

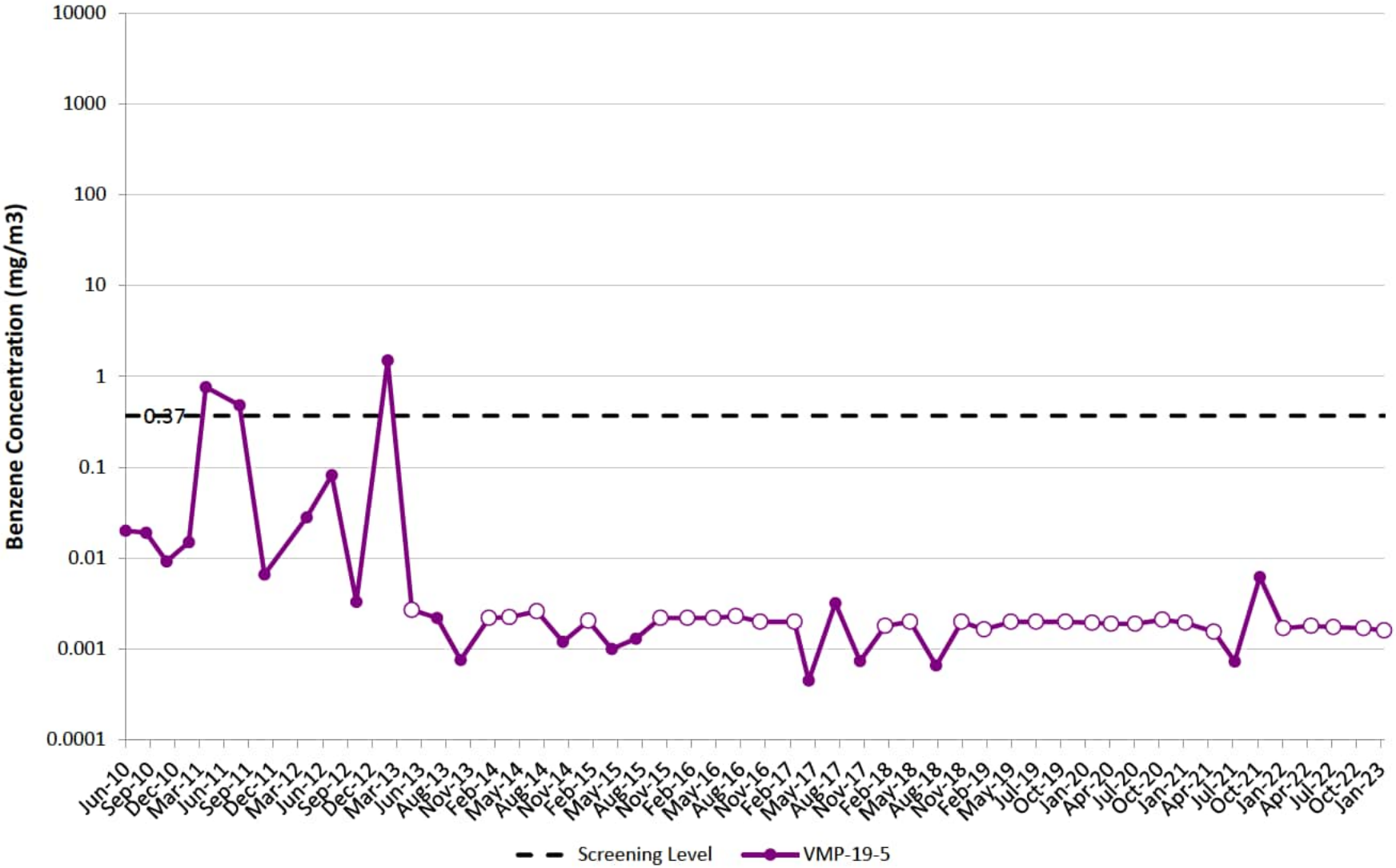

VMP-20

Note: Open circles are non-detect results shown at ½ the reporting limit (PQL). Maximum result from parent/duplicate pair shown.
Gap in plot line indicates sample not able to be collected due to site conditions, or that ports were not sampled on the same day of the quarterly event.

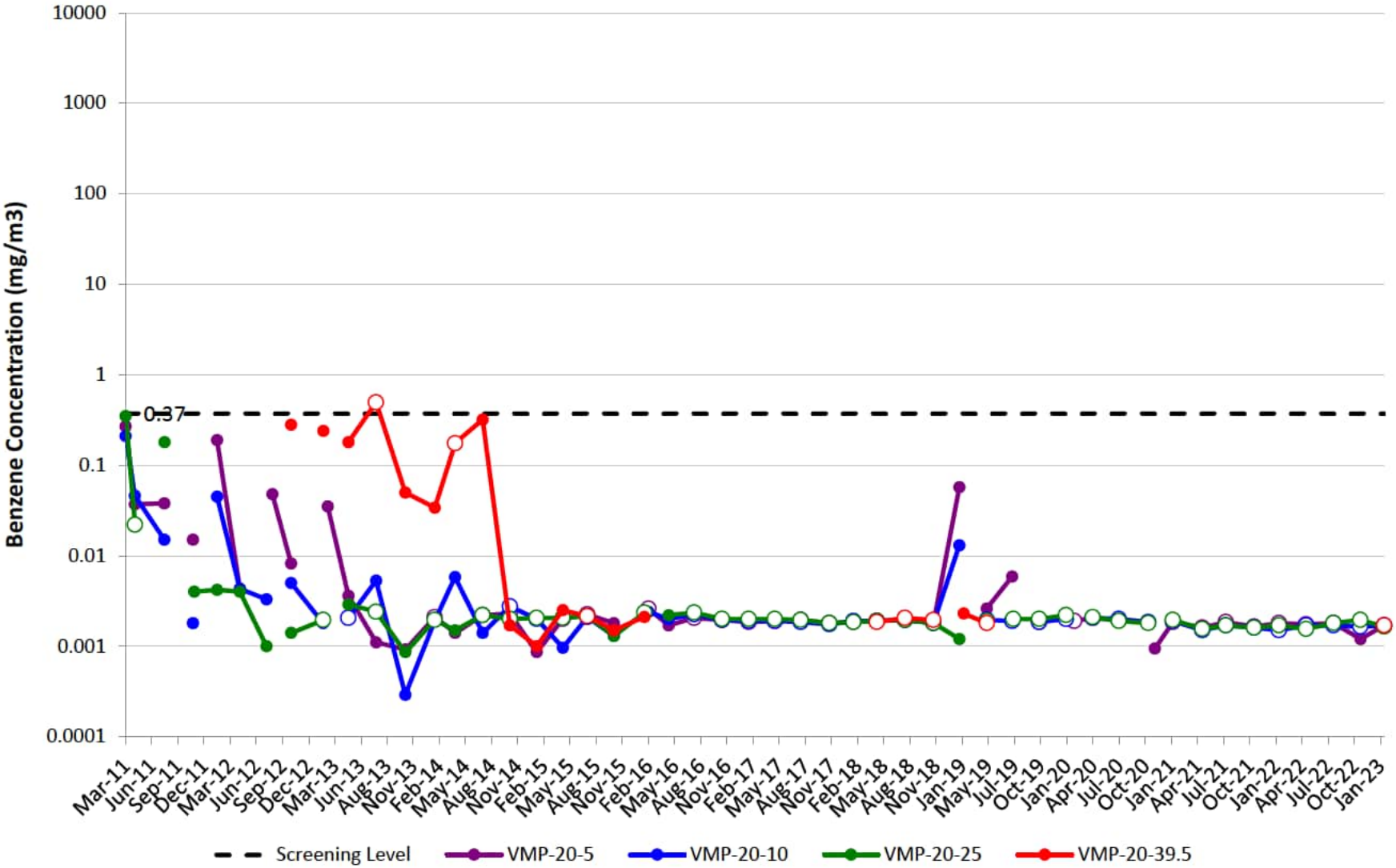

VMP-21

Note: Open circles are non-detect results shown at ½ the reporting limit (PQL). Maximum result from parent/duplicate pair shown.
Gap in plot line indicates sample not able to be collected due to site conditions, or that ports were not sampled on the same day of the quarterly event.

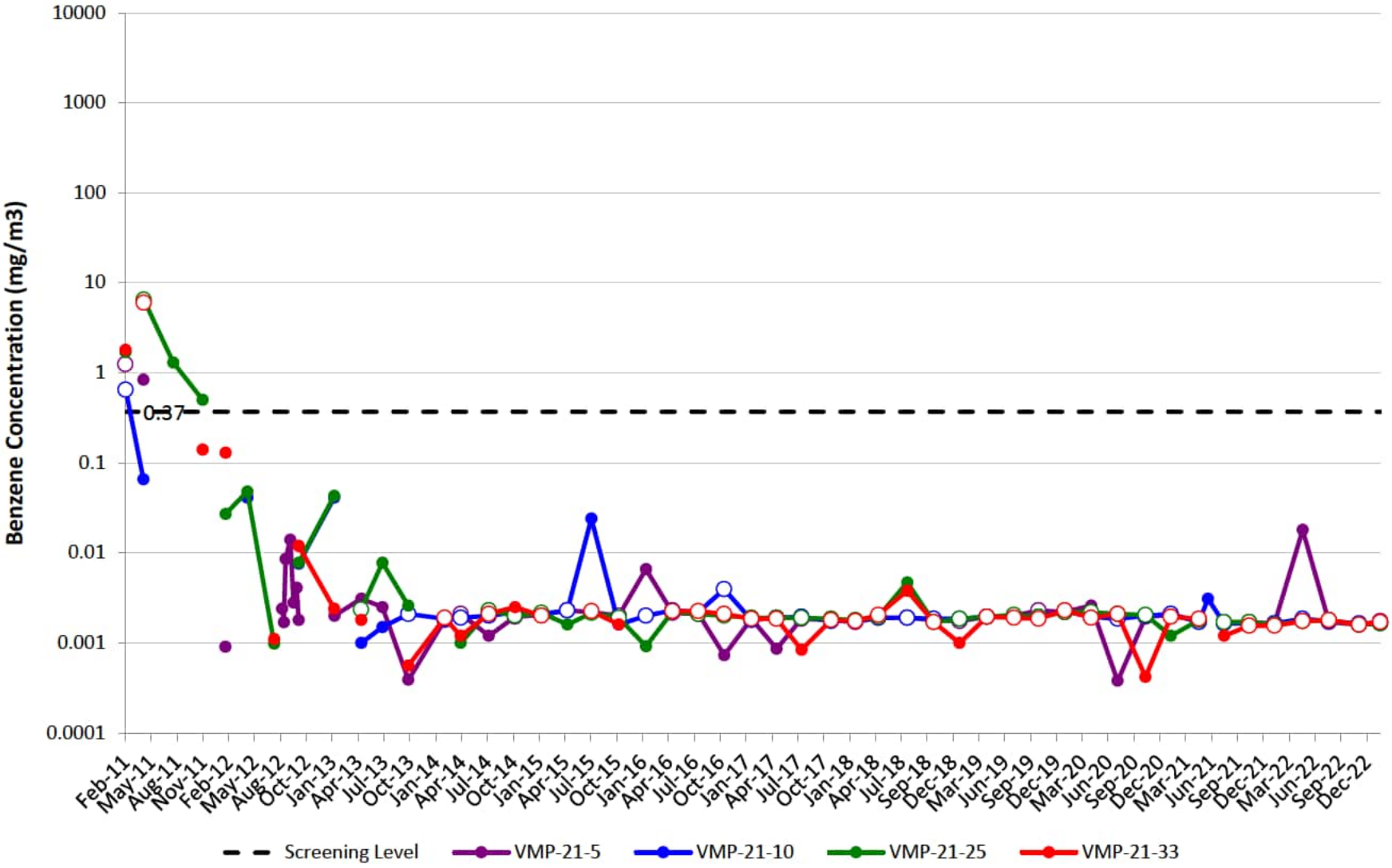

VMP-22

Note: Open circles are non-detect results shown at ½ the reporting limit (PQL). Maximum result from parent/duplicate pair shown.
Gap in plot line indicates sample not able to be collected due to site conditions, or that ports were not sampled on the same day of the quarterly event.

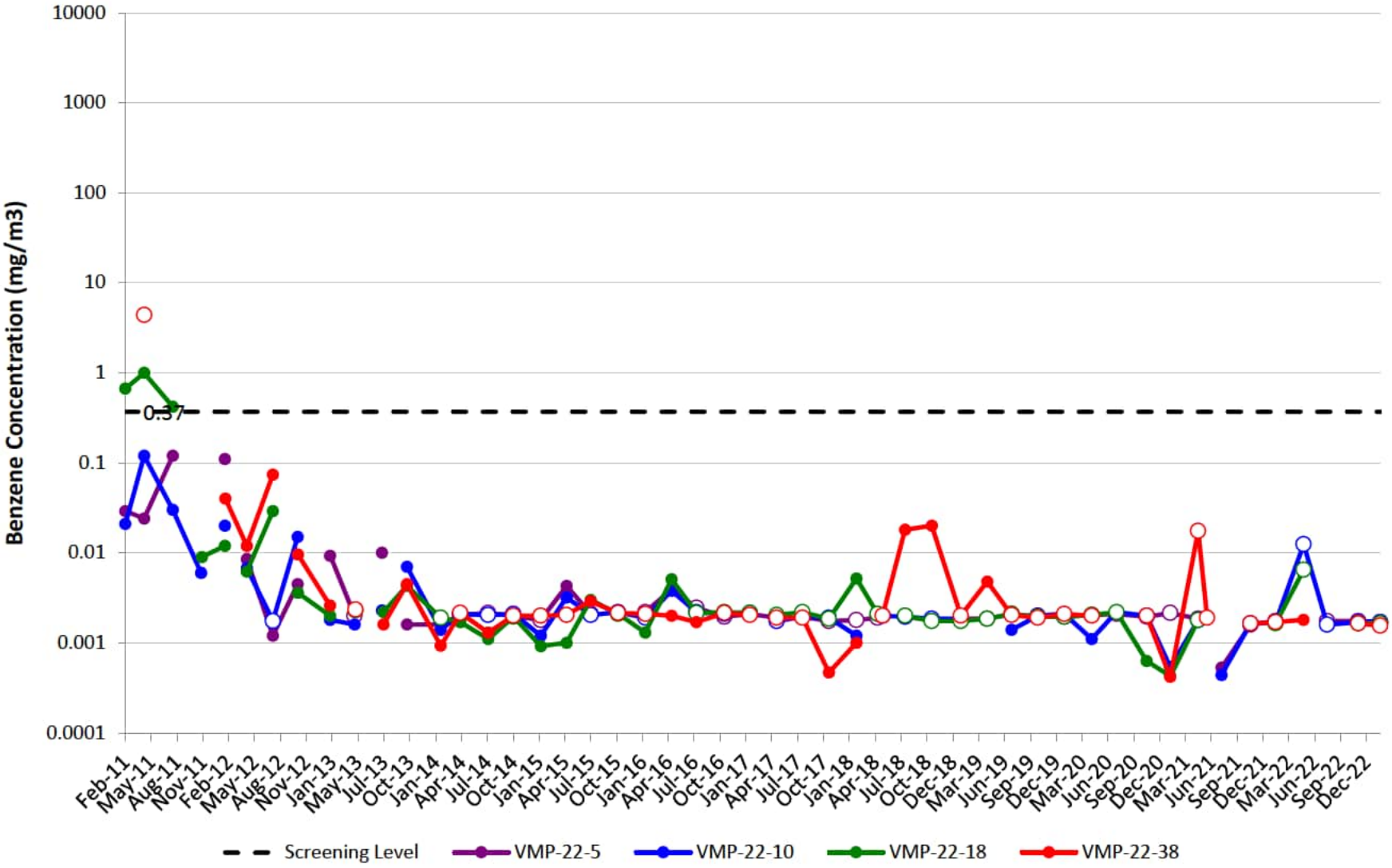

VMP-23

Note: Open circles are non-detect results shown at ½ the reporting limit (PQL). Maximum result from parent/duplicate pair shown.
Gap in plot line indicates sample not able to be collected due to site conditions, or that ports were not sampled on the same day of the quarterly event.

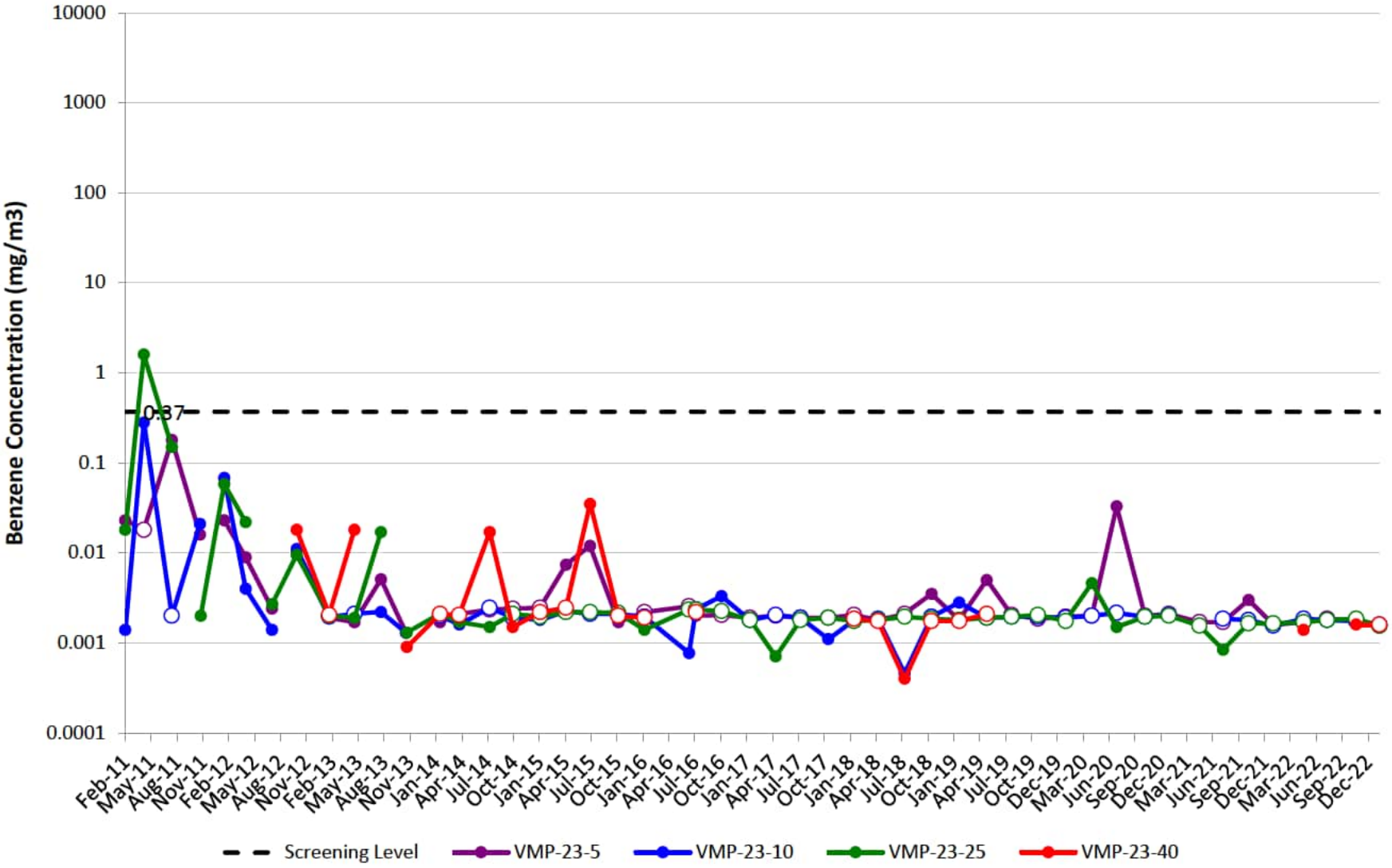

VMP-24

Note: Open circles are non-detect results shown at ½ the reporting limit (PQL). Maximum result from parent/duplicate pair shown.
Gap in plot line indicates sample not able to be collected due to site conditions, or that ports were not sampled on the same day of the quarterly event.

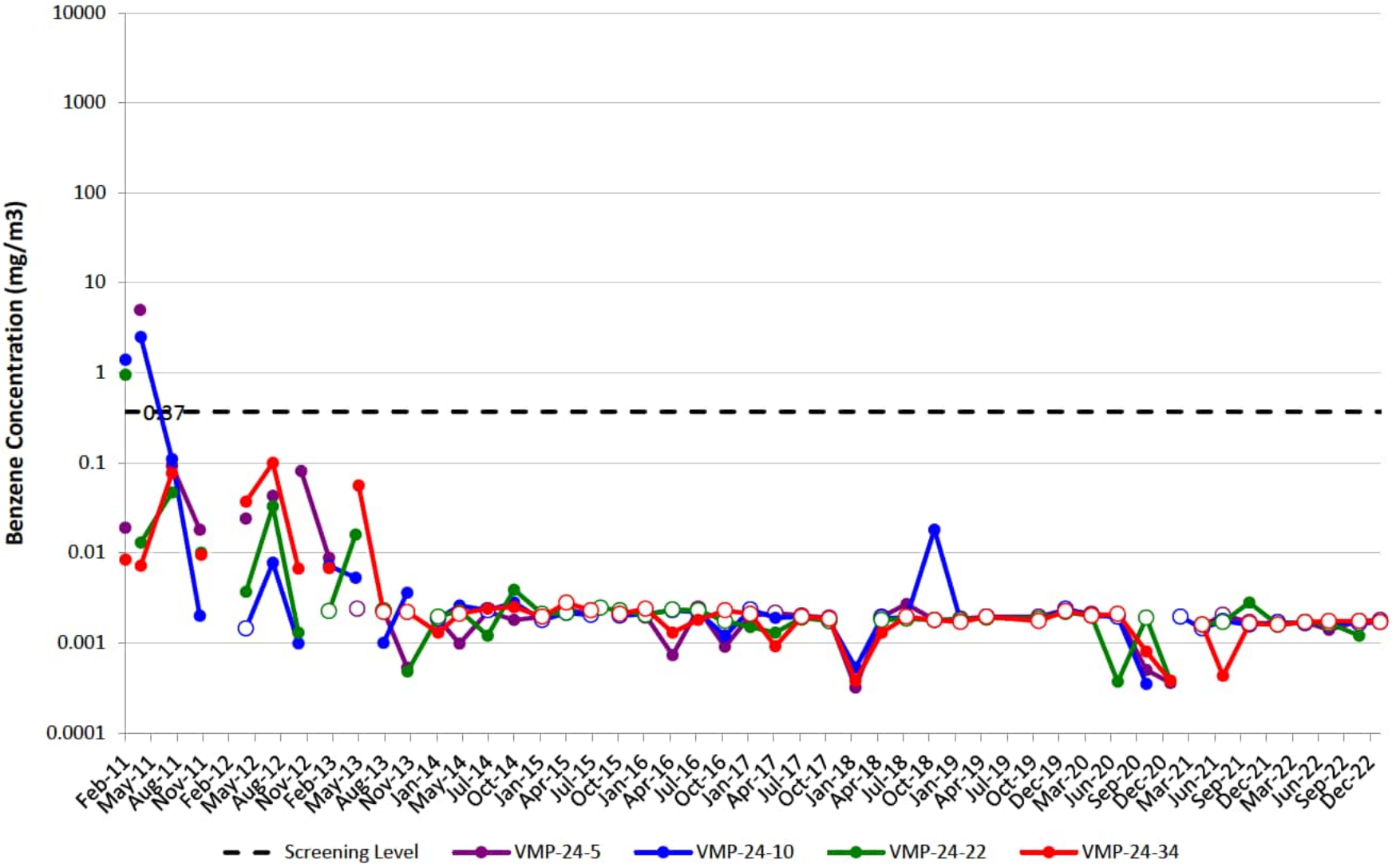

VMP-25

Note: Open circles are non-detect results shown at ½ the reporting limit (PQL). Maximum result from parent/duplicate pair shown.
Gap in plot line indicates sample not able to be collected due to site conditions, or that ports were not sampled on the same day of the quarterly event.
Effective 2Q18, samples will no longer be collected at VMP-25-31 due to port integrity.

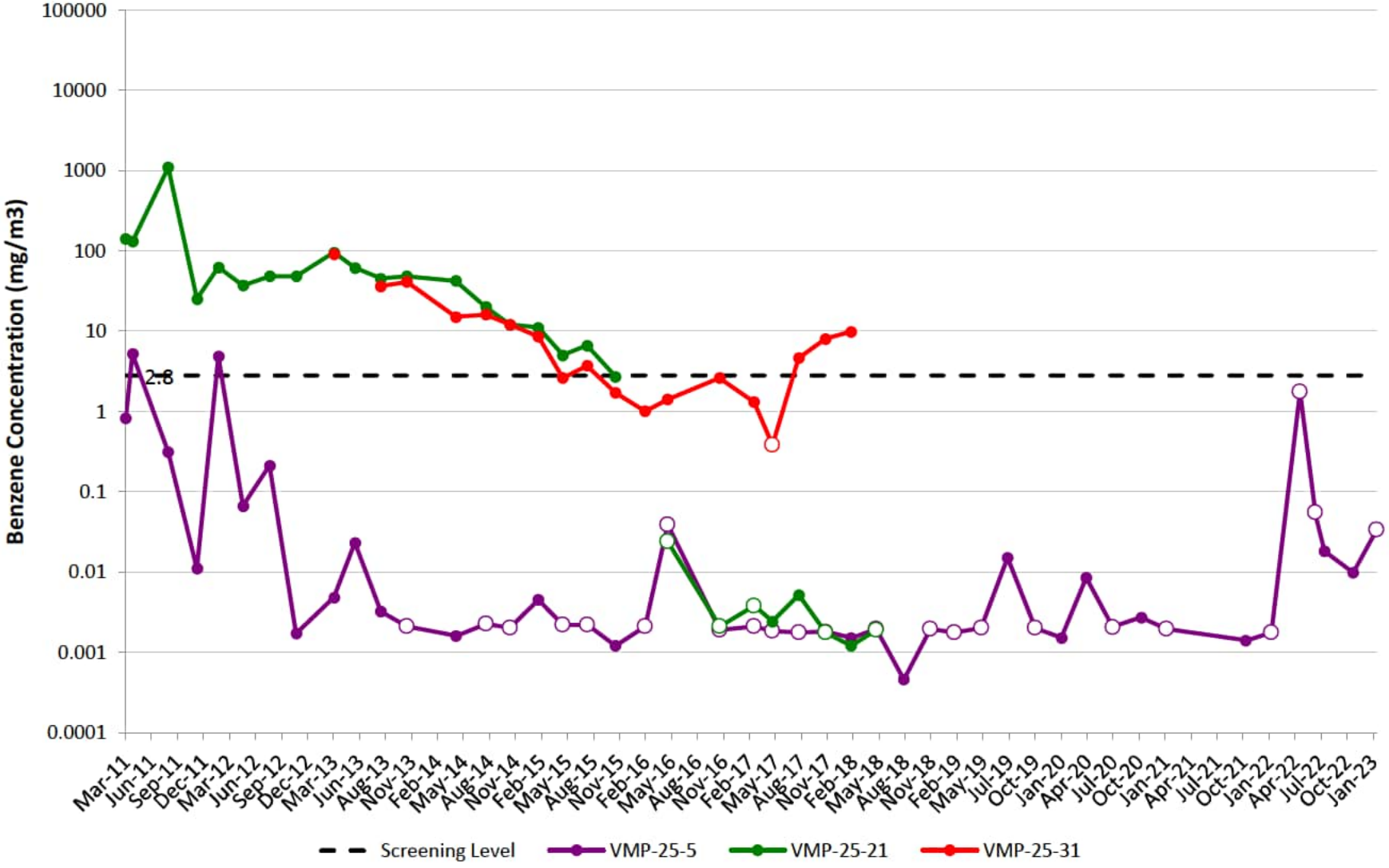

VMP-29

Note: Open circles are non-detect results shown at ½ the reporting limit (PQL). Maximum result from parent/duplicate pair shown.
Gap in plot line indicates sample not able to be collected due to site conditions, or that ports were not sampled on the same day of the quarterly event.
VMP-29 was abandoned in January 2023 prior to the 1Q23 sampling event.

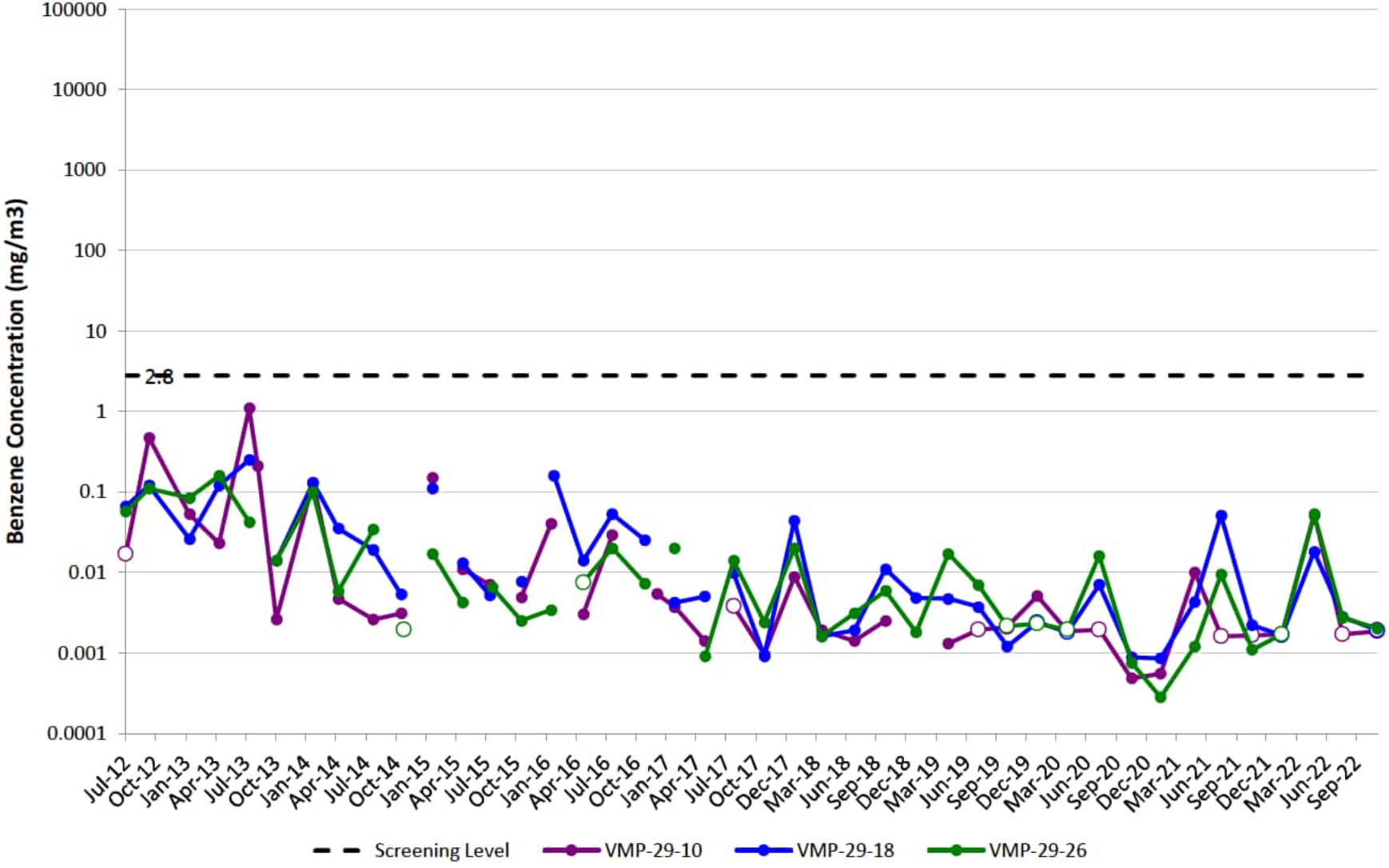

VMP-30

Note: Open circles are non-detect results shown at ½ the reporting limit (PQL). Maximum result from parent/duplicate pair shown.
Gap in plot line indicates sample not able to be collected due to site conditions, or that ports were not sampled on the same day of the quarterly event.
VMP-30 was abandoned in January 2023 prior to the 1Q23 sampling event.

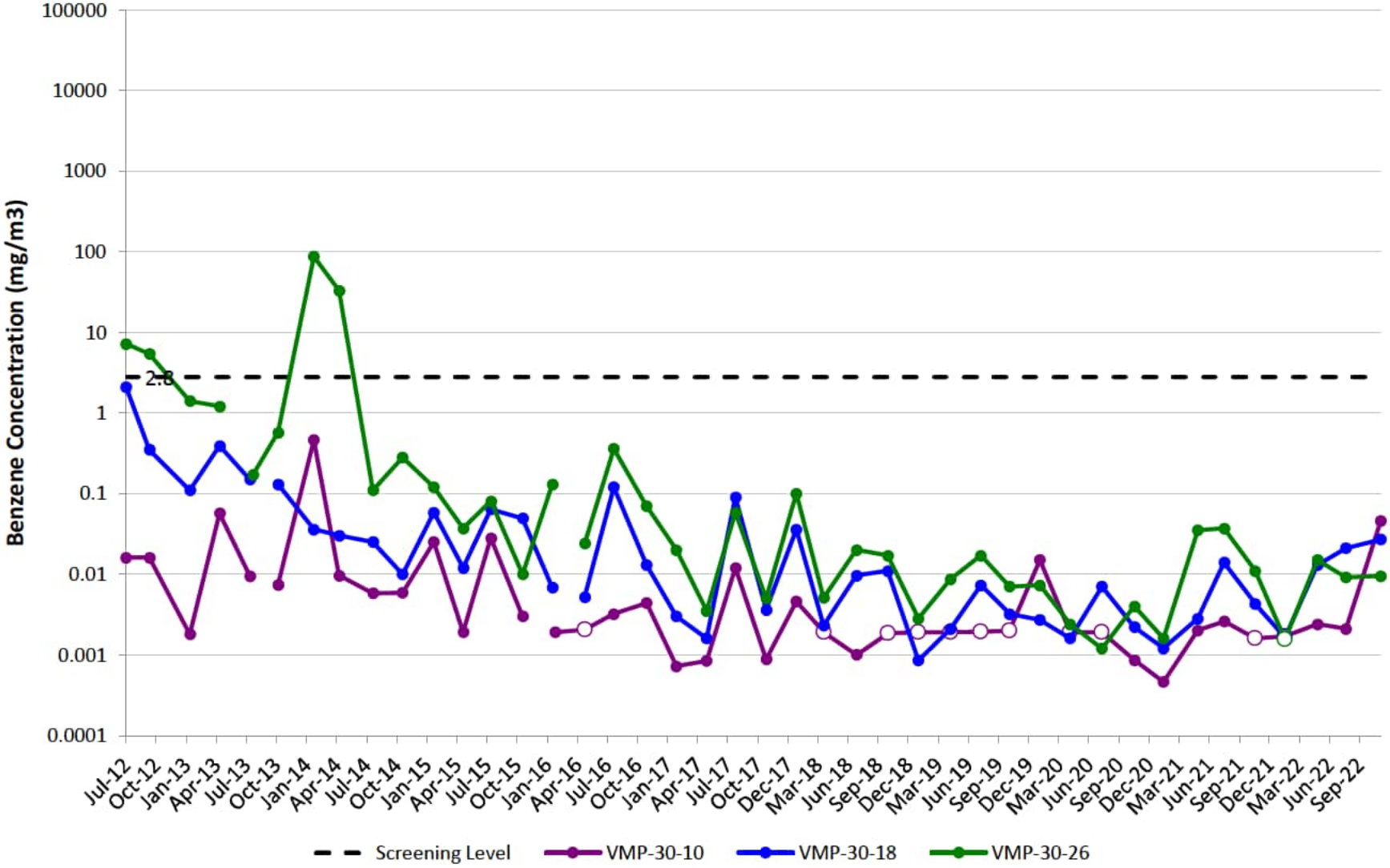

VMP-32

Note: Open circles are non-detect results shown at ½ the reporting limit (PQL). Maximum result from parent/duplicate pair shown.
Gap in plot line indicates sample not able to be collected due to site conditions, or that ports were not sampled on the same day of the quarterly event.

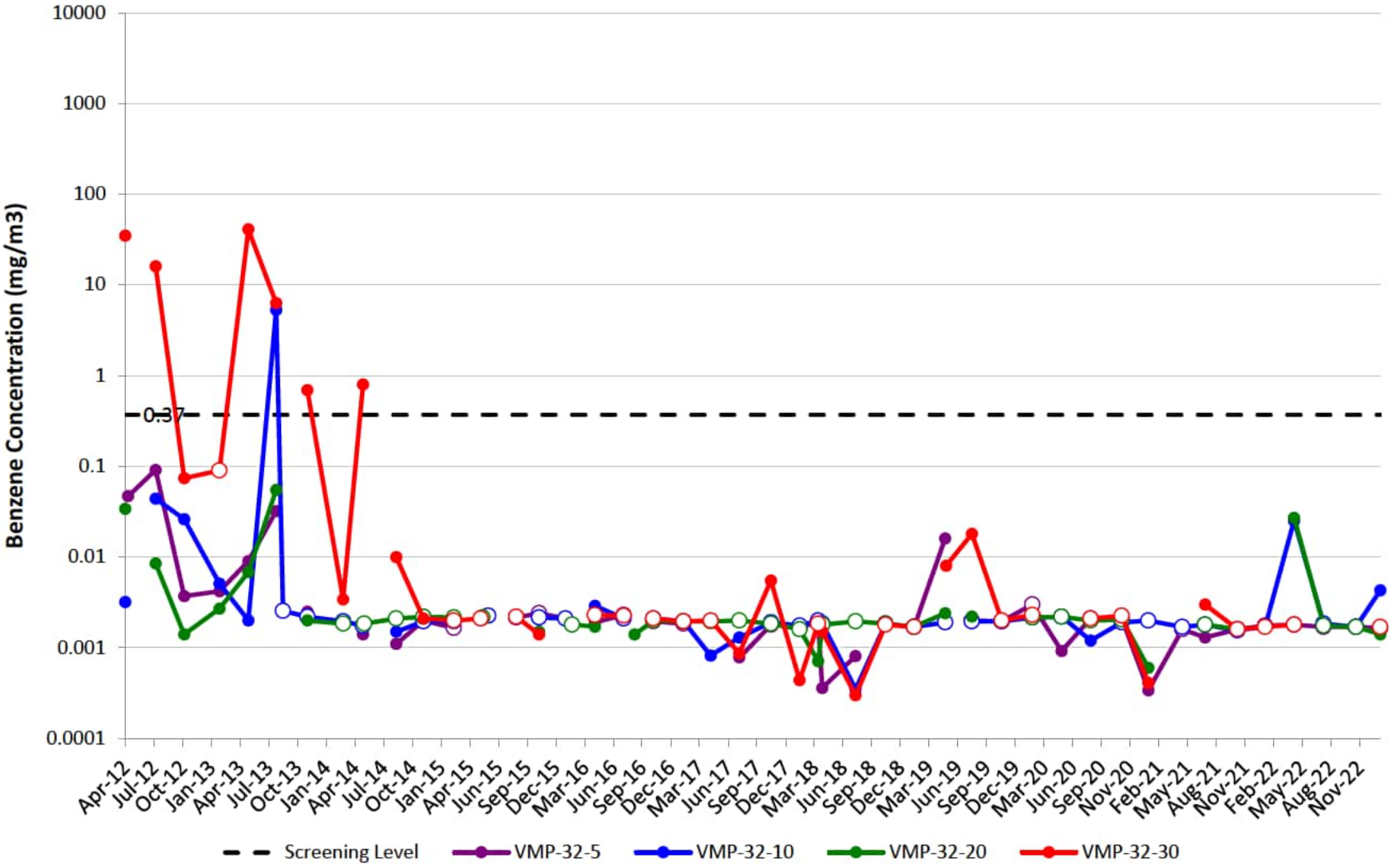

VMP-41

Note: Open circles are non-detect results shown at ½ the reporting limit (PQL). Maximum result from parent/duplicate pair shown.
Gap in plot line indicates sample not able to be collected due to site conditions, or that ports were not sampled on the same day of the quarterly event.

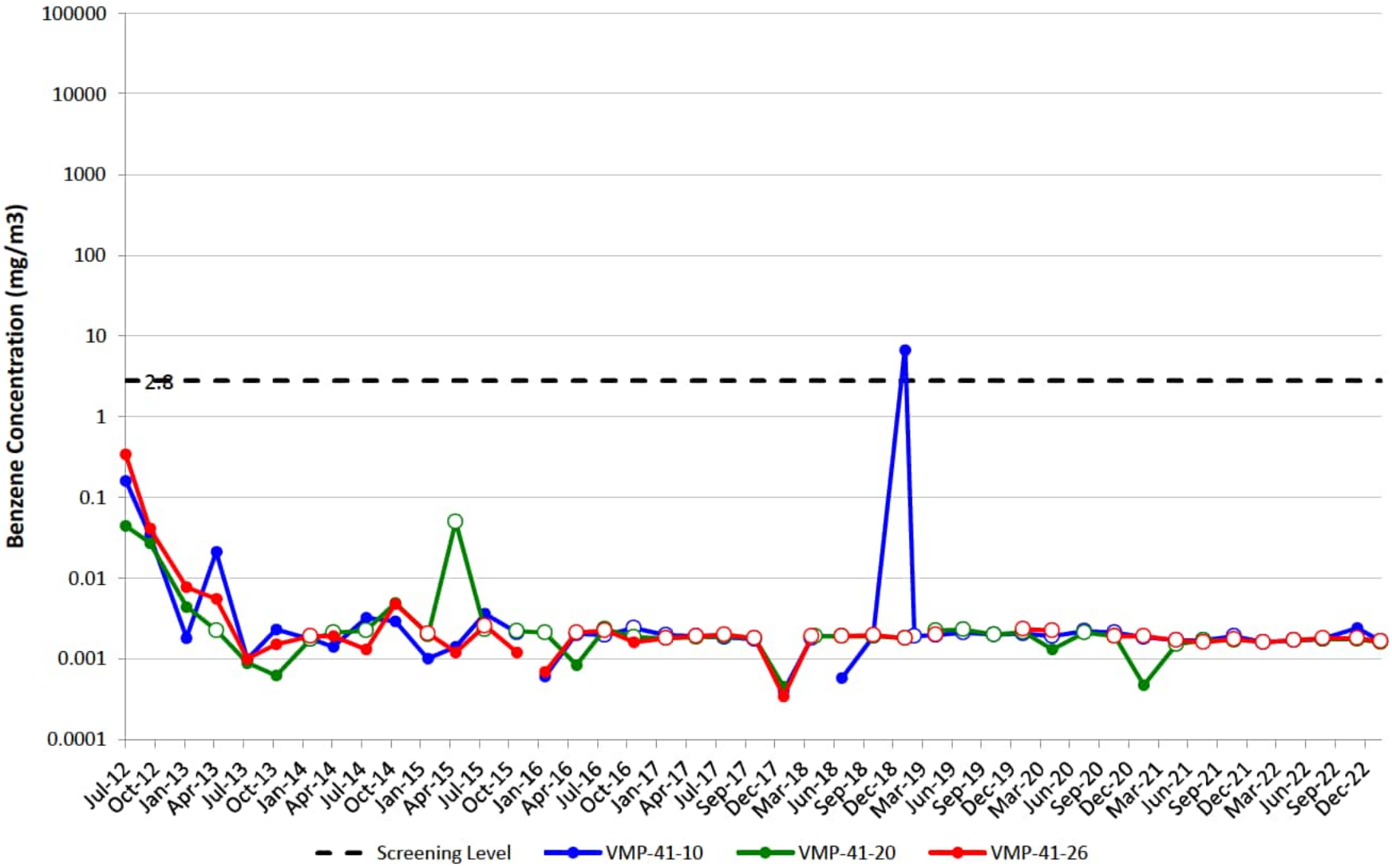

VMP-42

Note: Open circles are non-detect results shown at ½ the reporting limit (PQL). Maximum result from parent/duplicate pair shown.
Gap in plot line indicates sample not able to be collected due to site conditions, or that ports were not sampled on the same day of the quarterly event.

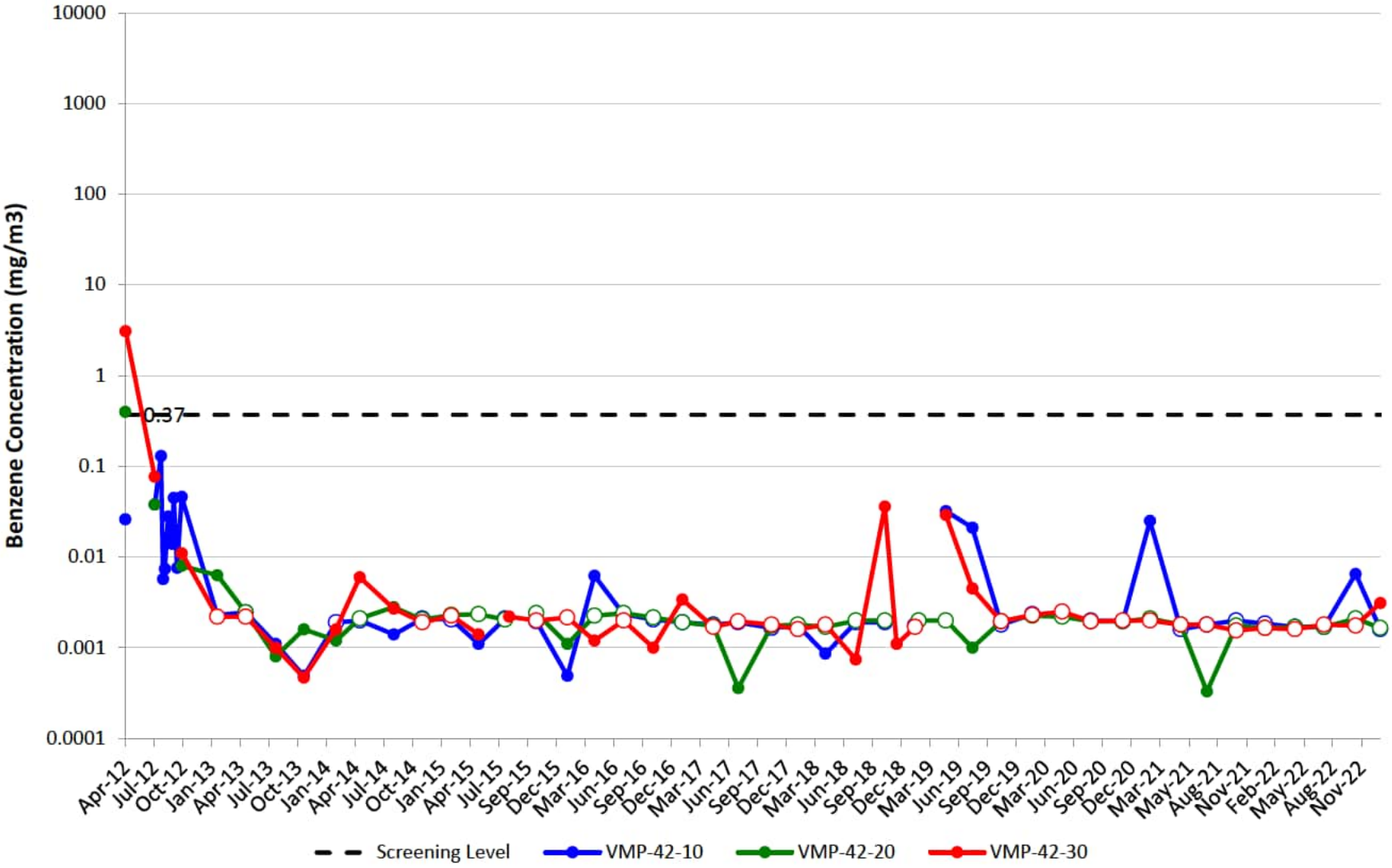

VMP-43

Note: Open circles are non-detect results shown at ½ the reporting limit (PQL). Maximum result from parent/duplicate pair shown.
Gap in plot line indicates sample not able to be collected due to site conditions, or that ports were not sampled on the same day of the quarterly event.

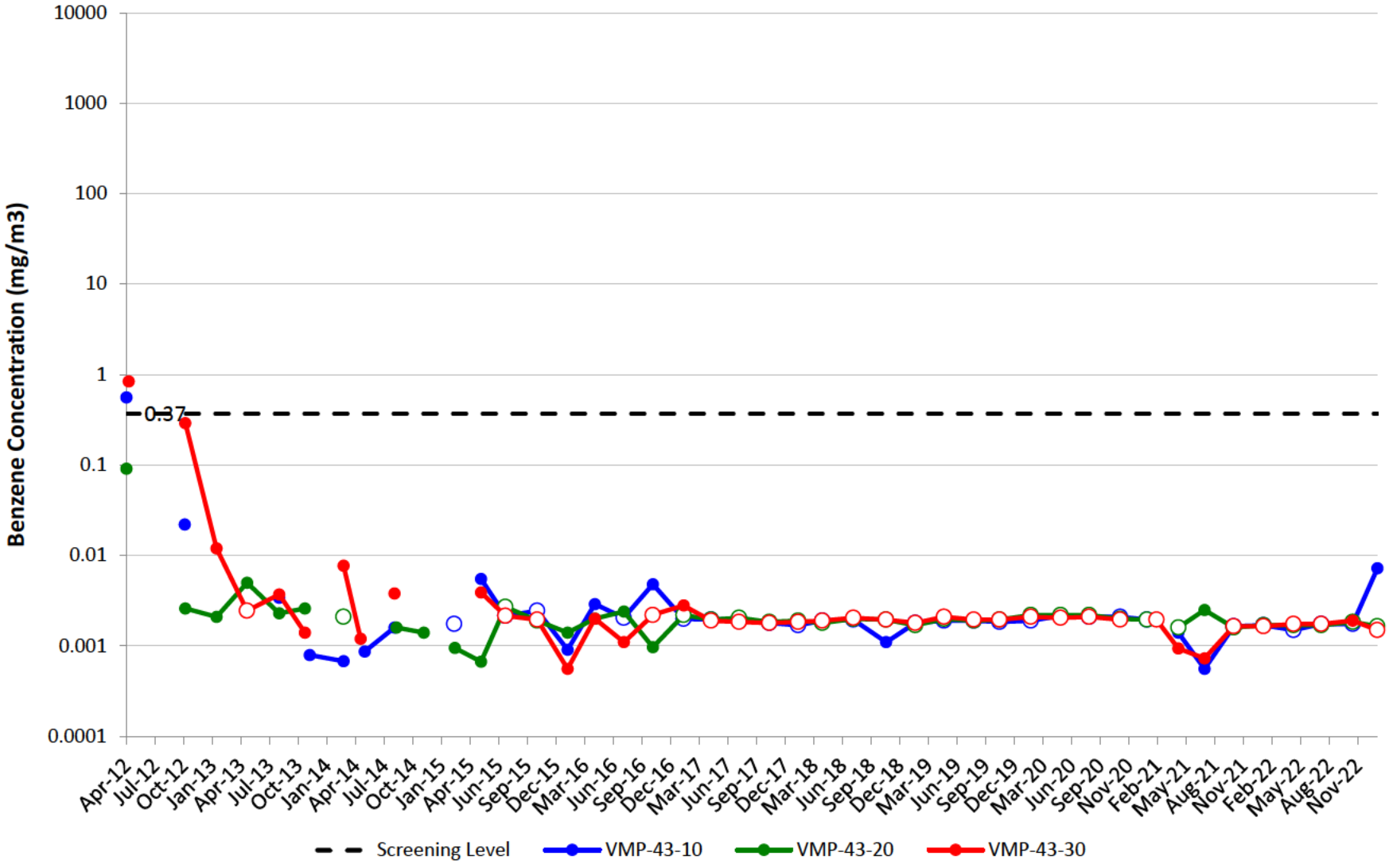

VMP-44

Note: Open circles are non-detect results shown at ½ the reporting limit (PQL). Maximum result from parent/duplicate pair shown.
Gap in plot line indicates sample not able to be collected due to site conditions, or that ports were not sampled on the same day of the quarterly event.
Effective 4Q20, samples will no longer be collected at VMP-44 due to port integrity.

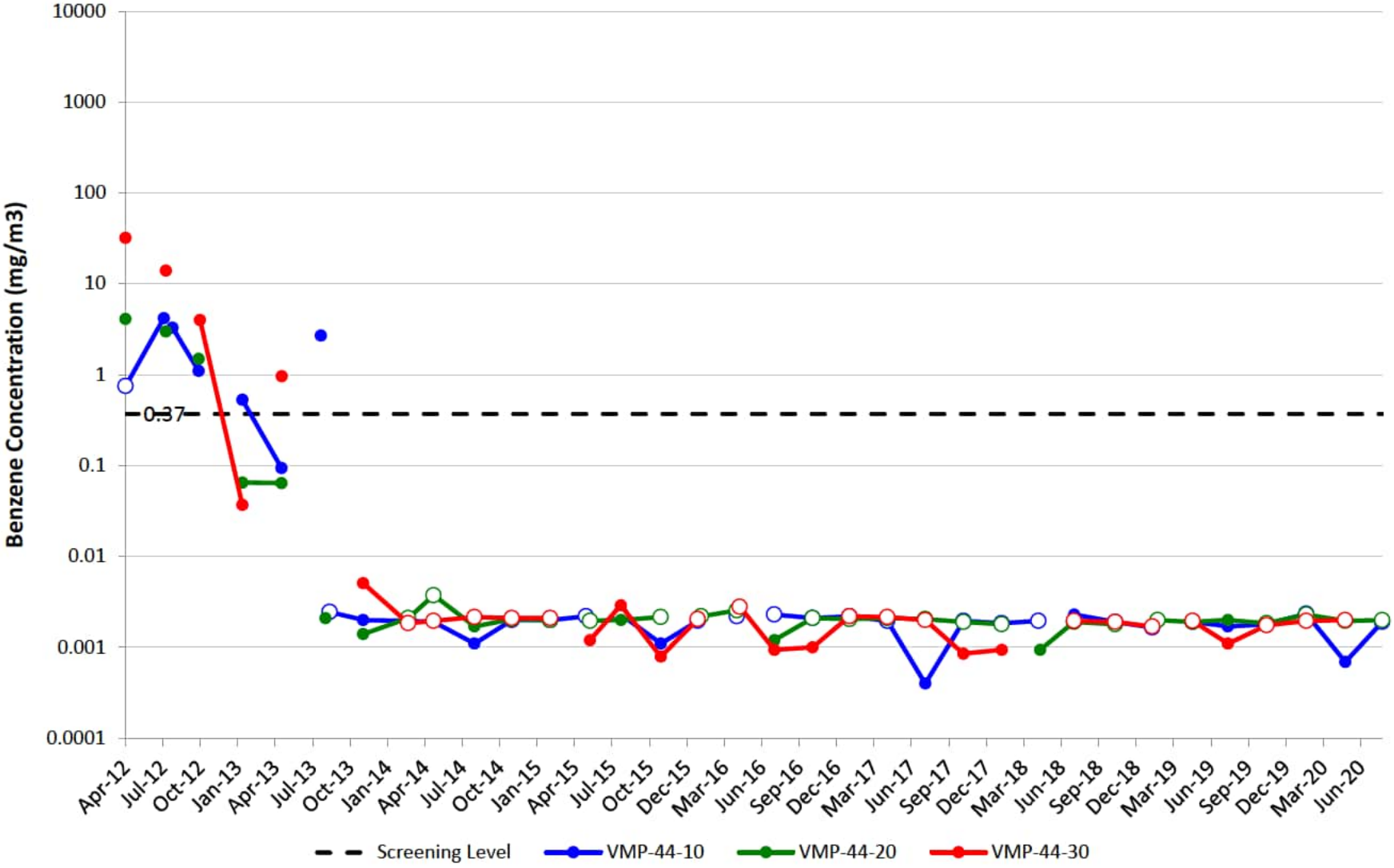

VMP-45

Note: Open circles are non-detect results shown at ½ the reporting limit (PQL). Maximum result from parent/duplicate pair shown.
Gap in plot line indicates sample not able to be collected due to site conditions, or that ports were not sampled on the same day of the quarterly event.

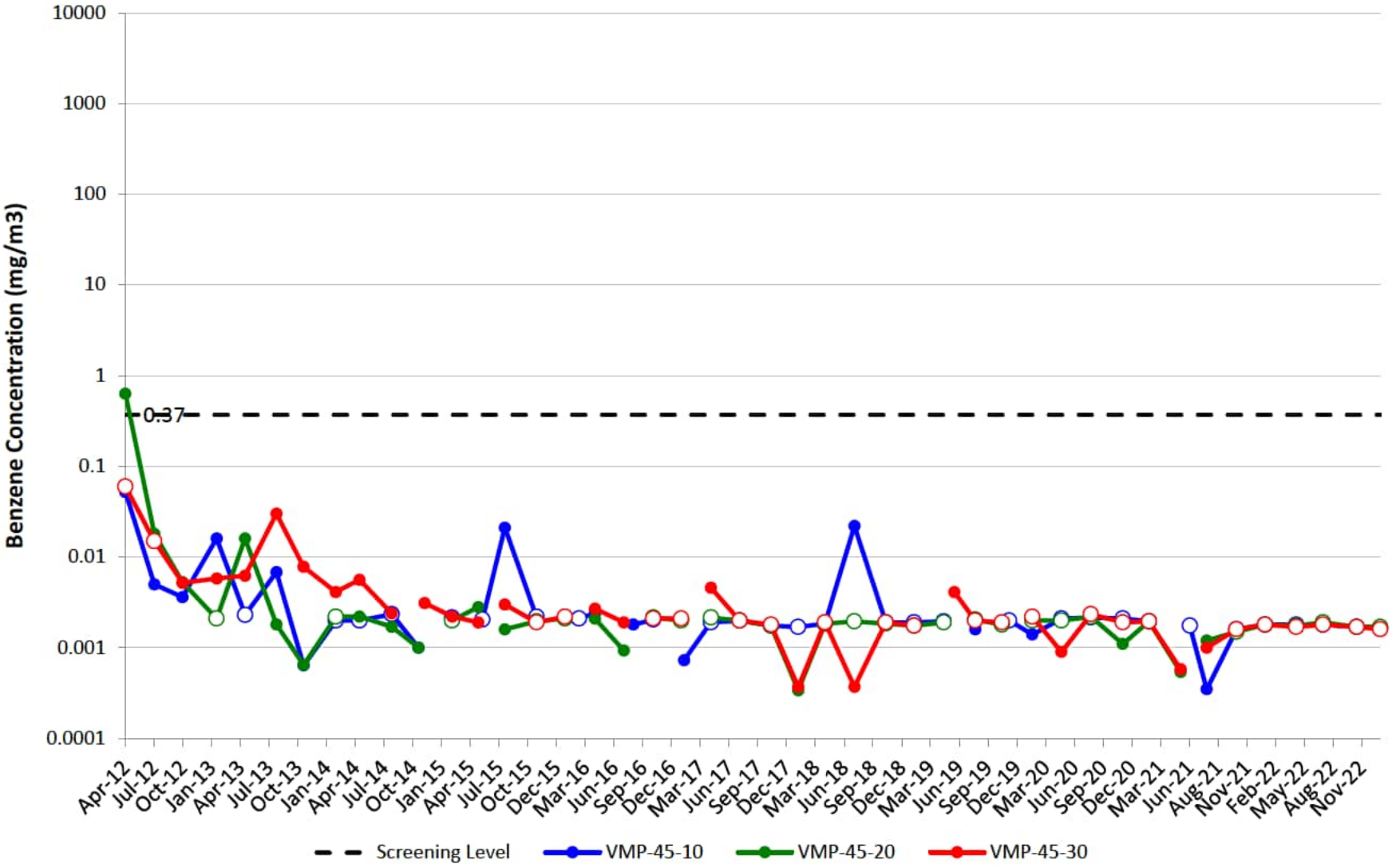

VMP-47

Note: Open circles are non-detect results shown at ½ the reporting limit (PQL). Maximum result from parent/duplicate pair shown.
Gap in plot line indicates sample not able to be collected due to site conditions, or that ports were not sampled on the same day of the quarterly event.

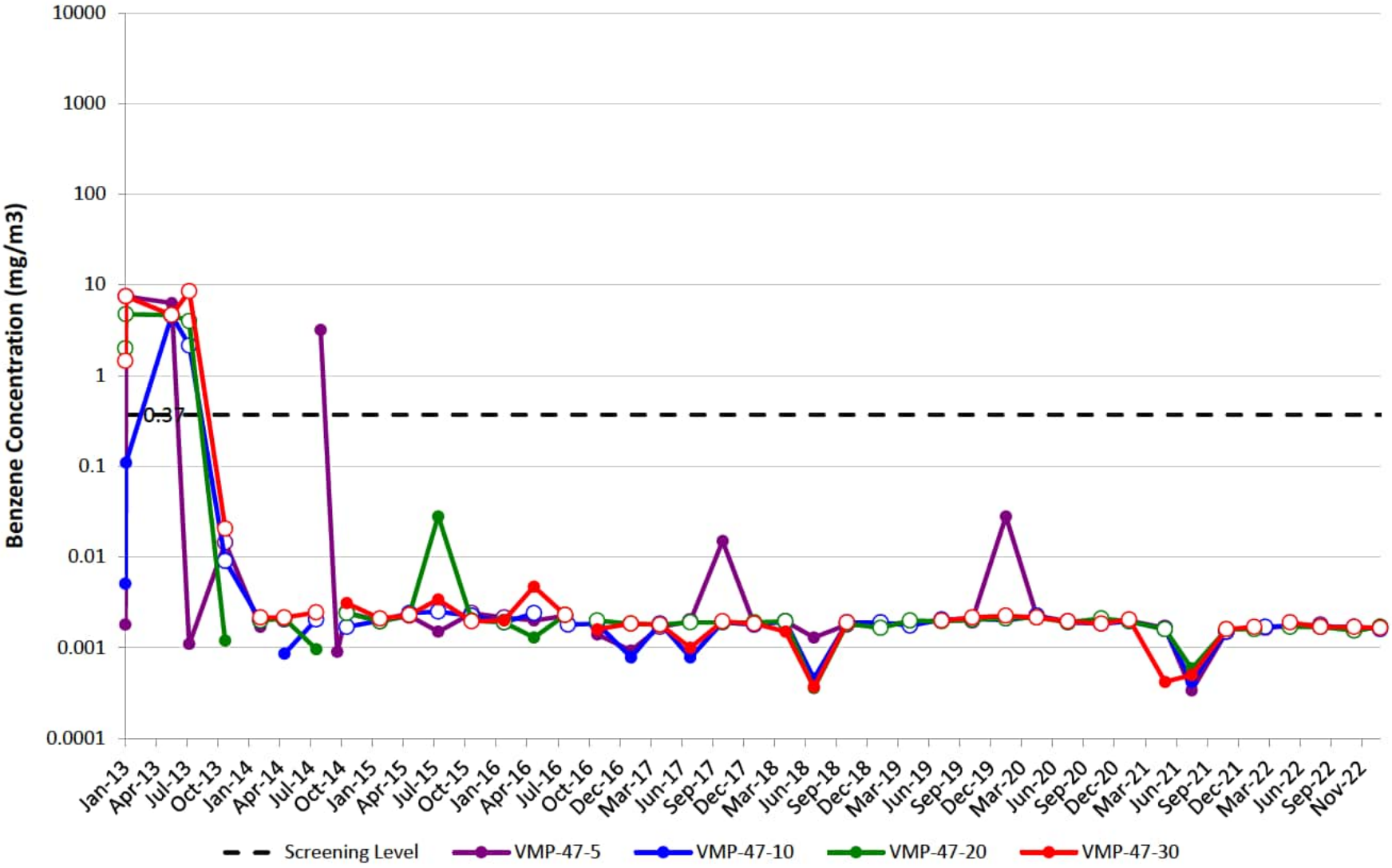

VMP-48

Note: Open circles are non-detect results shown at ½ the reporting limit (PQL). Maximum result from parent/duplicate pair shown.
Gap in plot line indicates sample not able to be collected due to site conditions, or that ports were not sampled on the same day of the quarterly event.

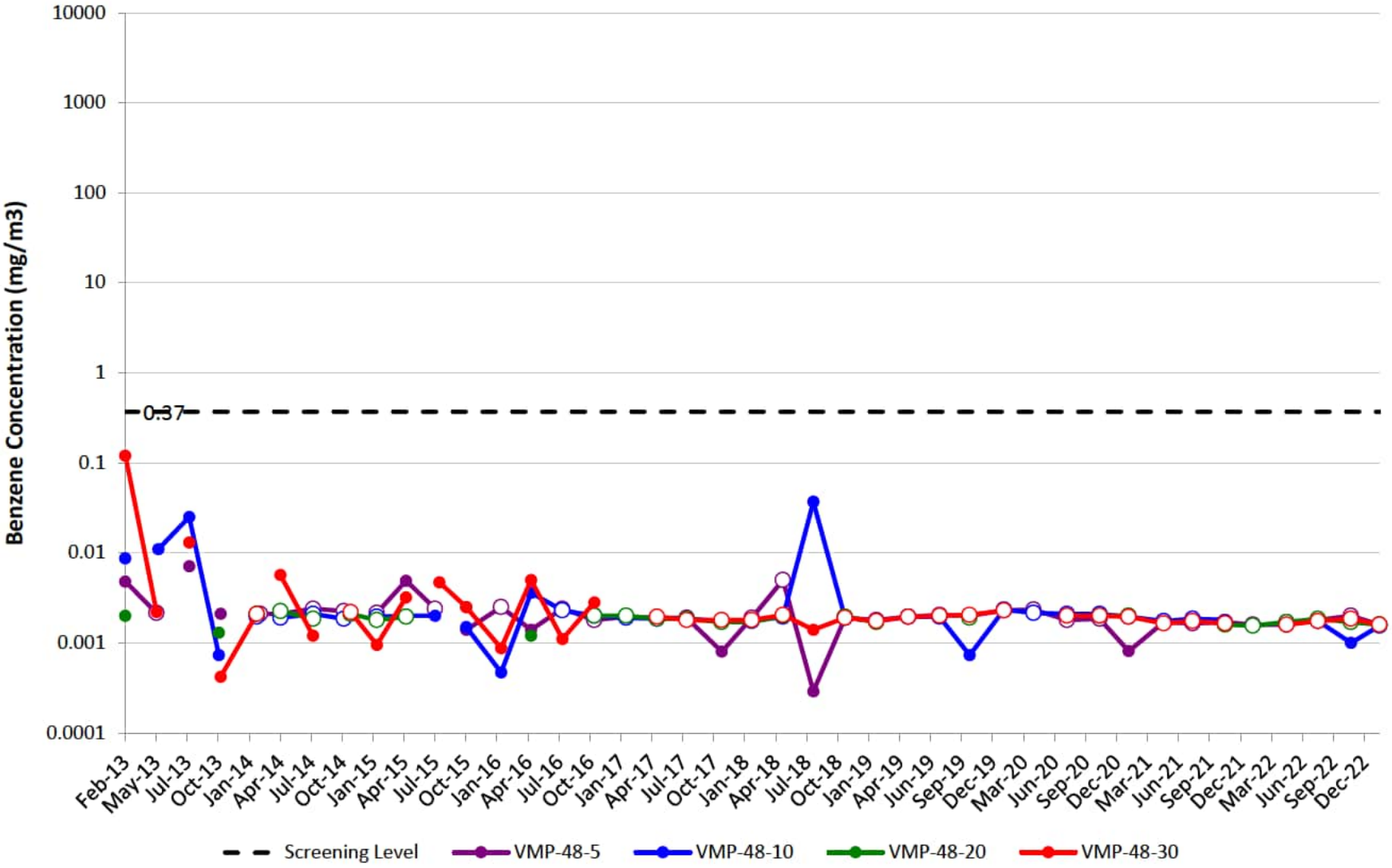

VMP-49

Note: Open circles are non-detect results shown at ½ the reporting limit (PQL). Maximum result from parent/duplicate pair shown.
Gap in plot line indicates sample not able to be collected due to site conditions, or that ports were not sampled on the same day of the quarterly event.

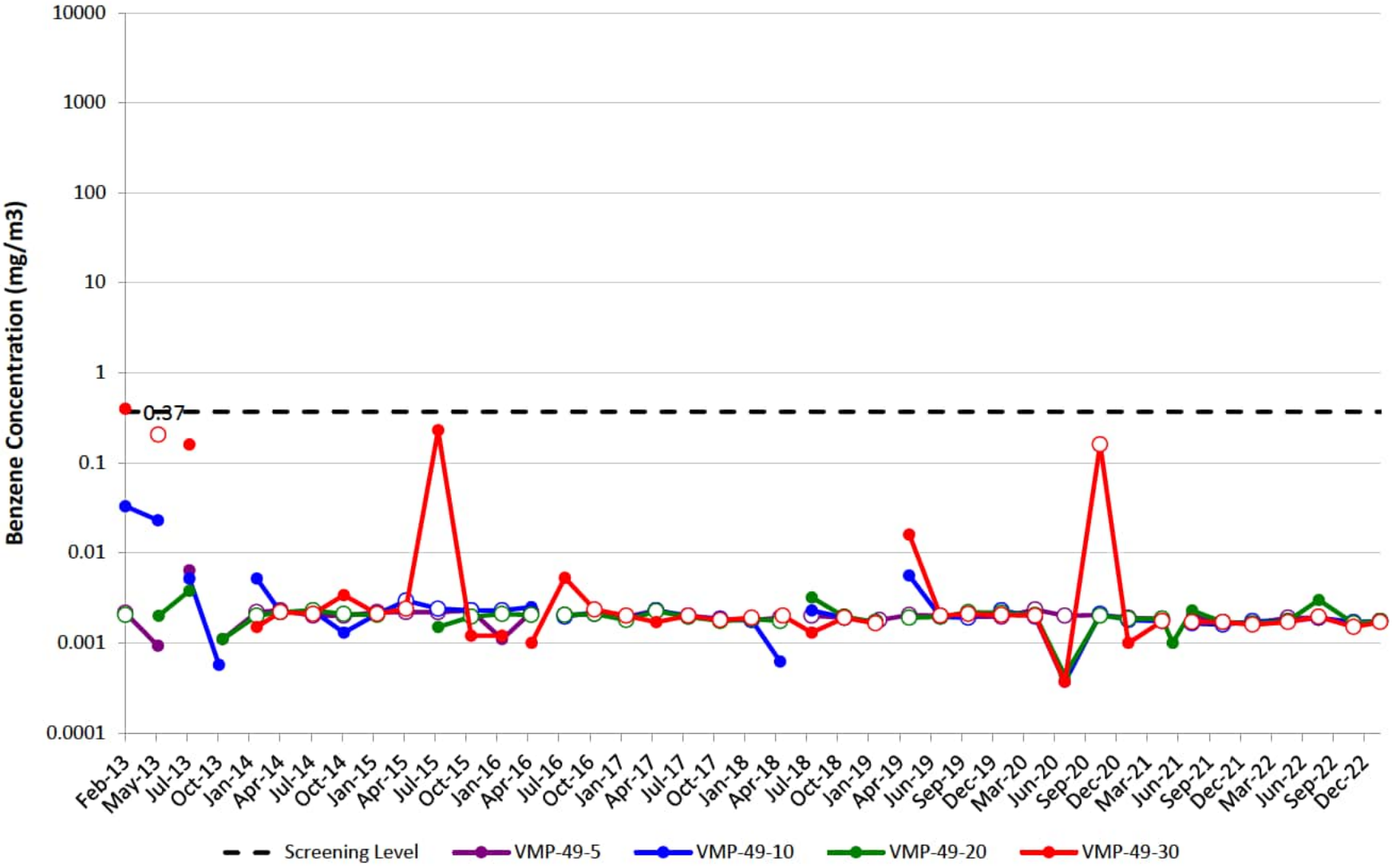

VMP-50

Note: Open circles are non-detect results shown at ½ the reporting limit (PQL). Maximum result from parent/duplicate pair shown.
Gap in plot line indicates sample not able to be collected due to site conditions, or that ports were not sampled on the same day of the quarterly event.
Natural gas utility line leak near VMP-50 was discovered by Ameren Illinois on May 1, 2018 and repaired on May 31, 2018.

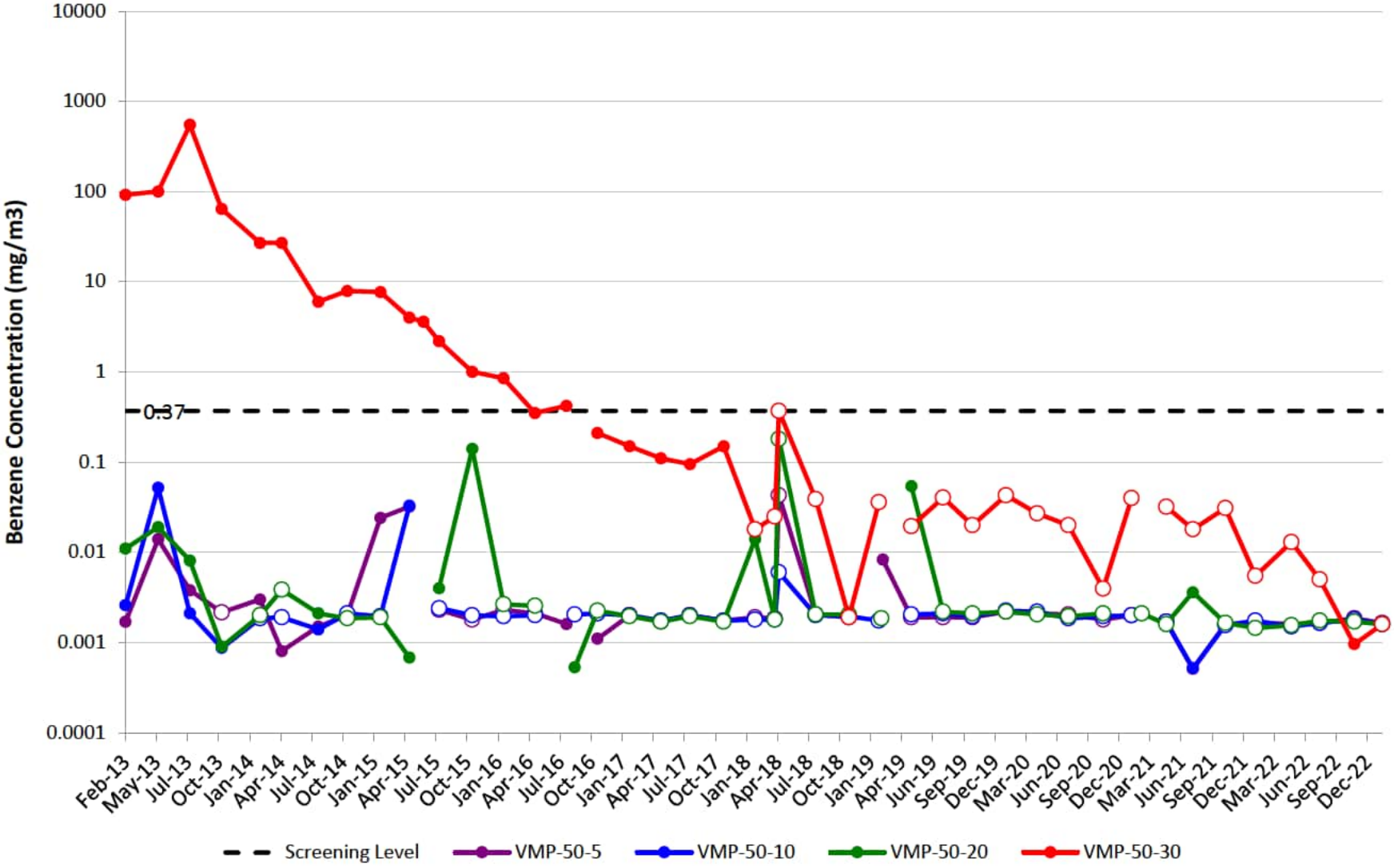

VMP-51

Note: Open circles are non-detect results shown at ½ the reporting limit (PQL). Maximum result from parent/duplicate pair shown.
Gap in plot line indicates sample not able to be collected due to site conditions, or that ports were not sampled on the same day of the quarterly event.

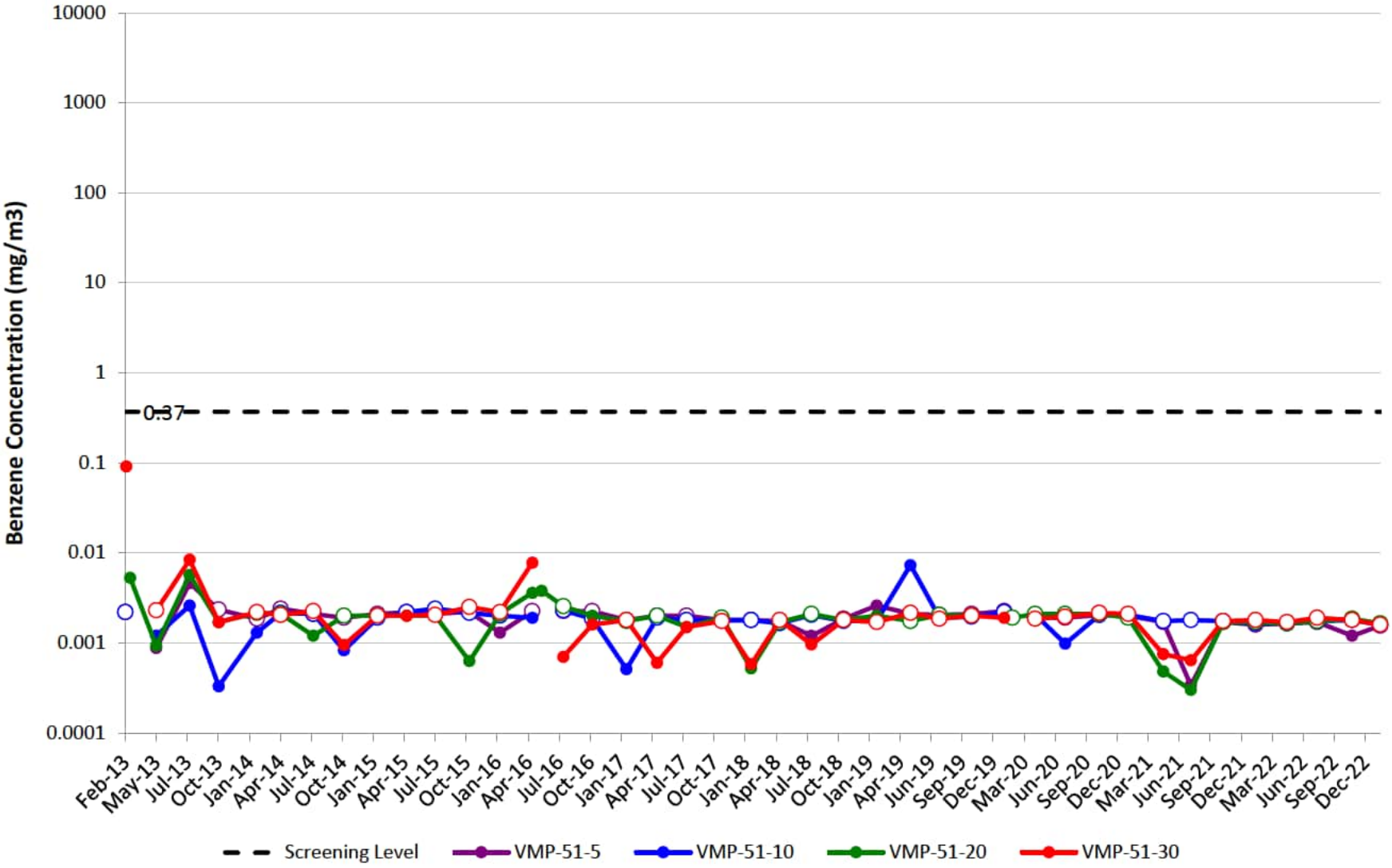

VMP-52

Note: Open circles are non-detect results shown at ½ the reporting limit (PQL). Maximum result from parent/duplicate pair shown.
Gap in plot line indicates sample not able to be collected due to site conditions, or that ports were not sampled on the same day of the quarterly event.

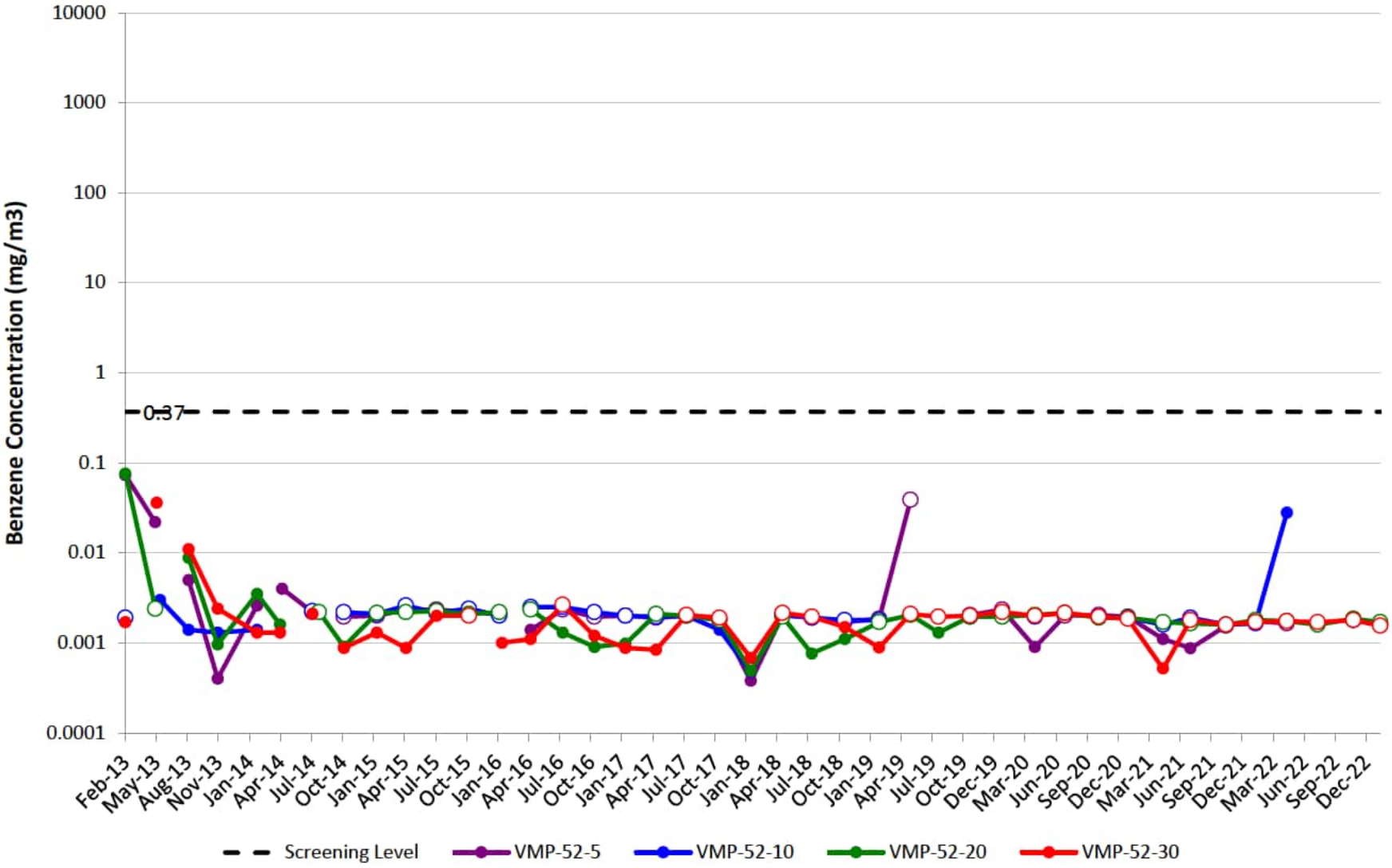

VMP-53

Note: Open circles are non-detect results shown at ½ the reporting limit (PQL). Maximum result from parent/duplicate pair shown.
Gap in plot line indicates sample not able to be collected due to site conditions, or that ports were not sampled on the same day of the quarterly event.

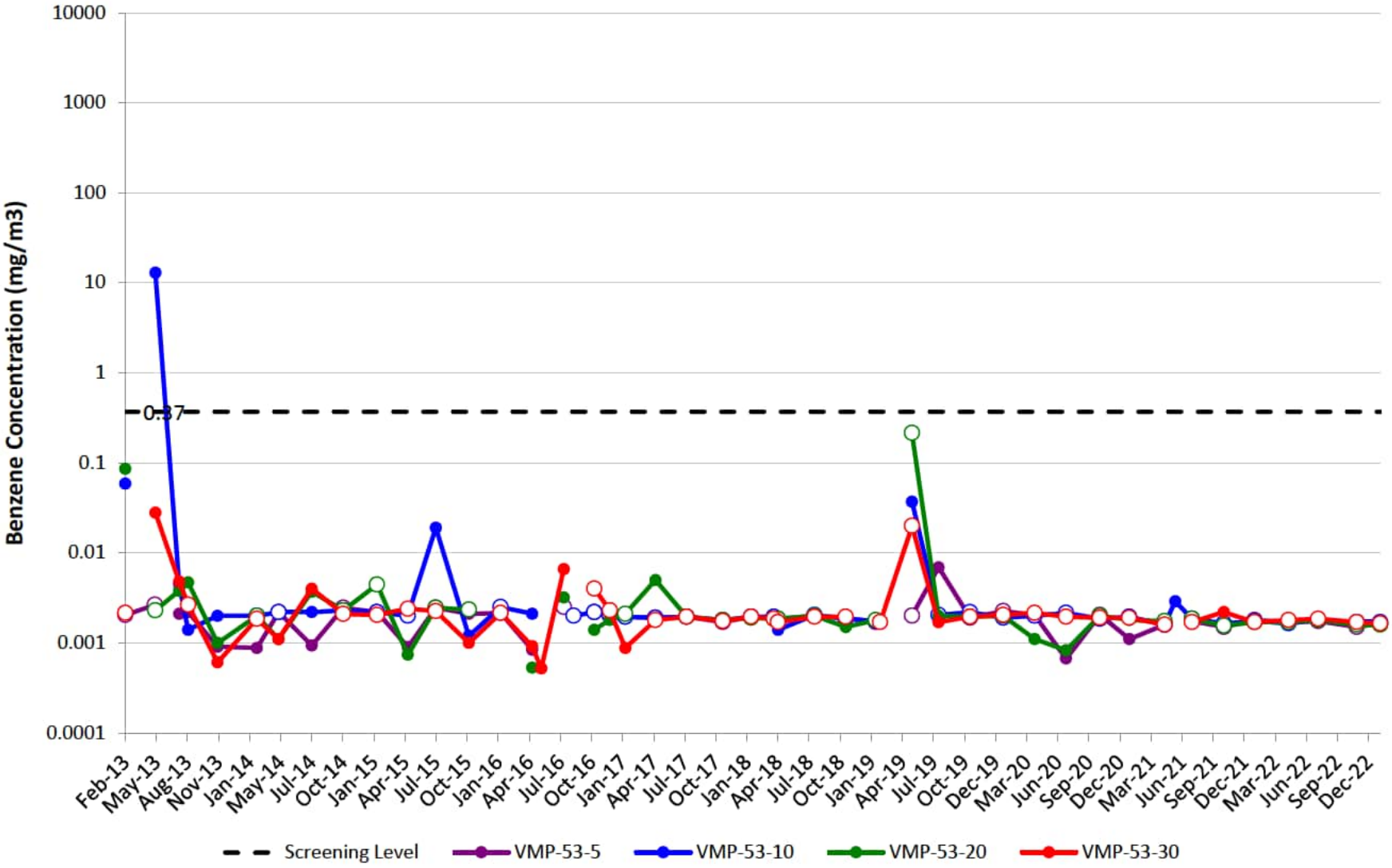

VMP-54

Note: Open circles are non-detect results shown at ½ the reporting limit (PQL). Maximum result from parent/duplicate pair shown.
Gap in plot line indicates sample not able to be collected due to site conditions, or that ports were not sampled on the same day of the quarterly event.

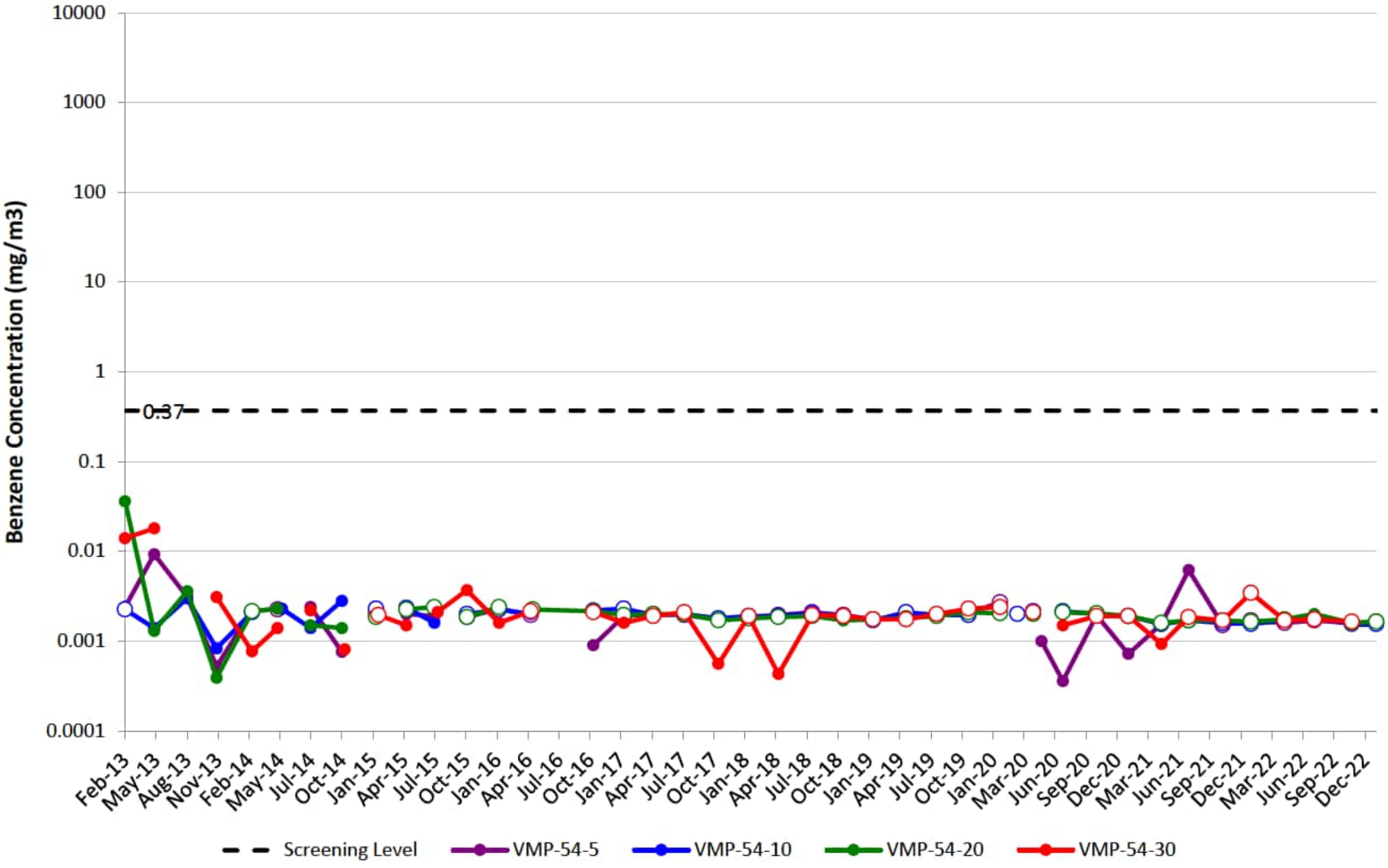

VMP-55

Note: Open circles are non-detect results shown at ½ the reporting limit (PQL). Maximum result from parent/duplicate pair shown.
Gap in plot line indicates sample not able to be collected due to site conditions, or that ports were not sampled on the same day of the quarterly event.

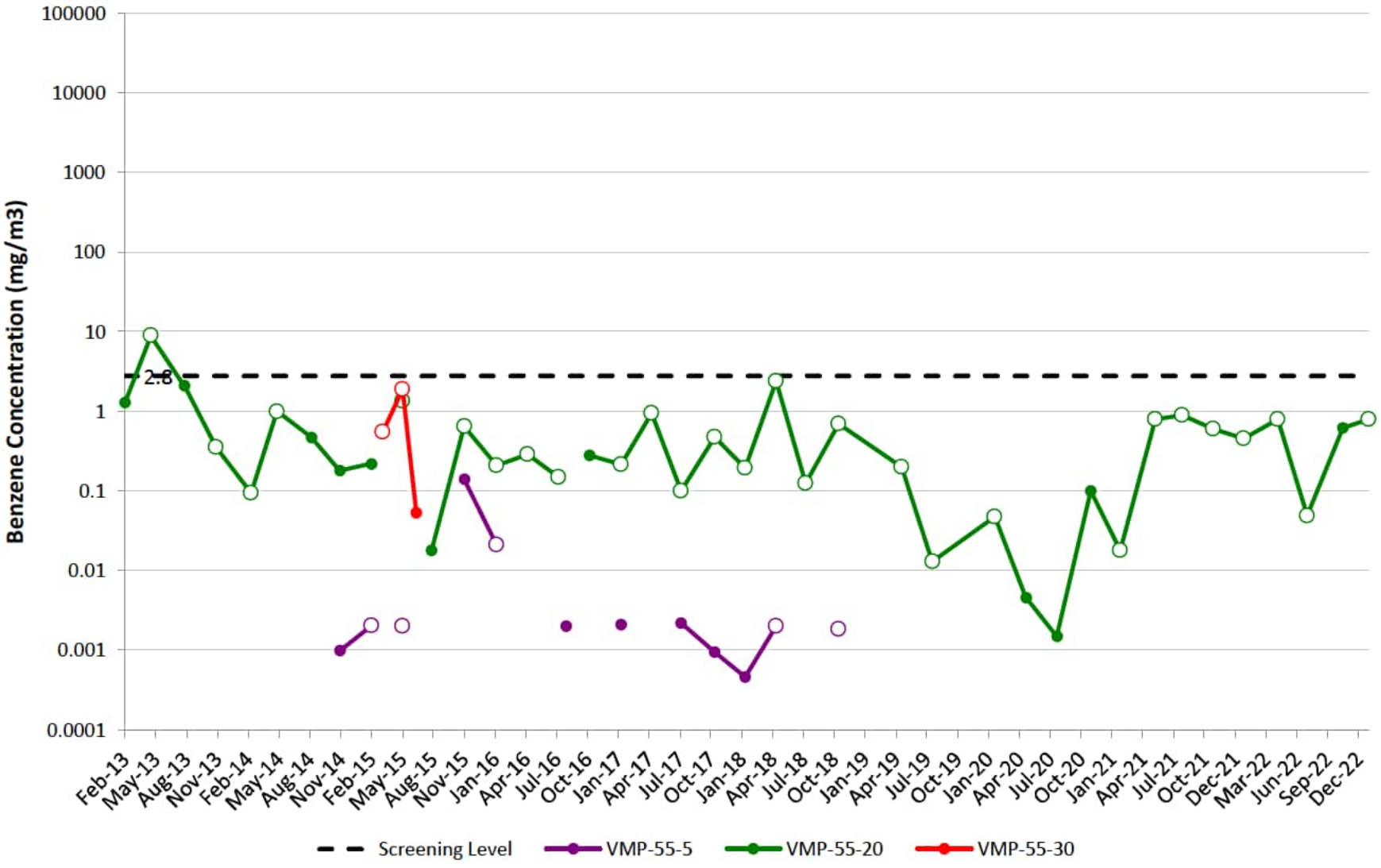

VMP-56

Note: Open circles are non-detect results shown at ½ the reporting limit (PQL). Maximum result from parent/duplicate pair shown.
Gap in plot line indicates sample not able to be collected due to site conditions, or that ports were not sampled on the same day of the quarterly event.

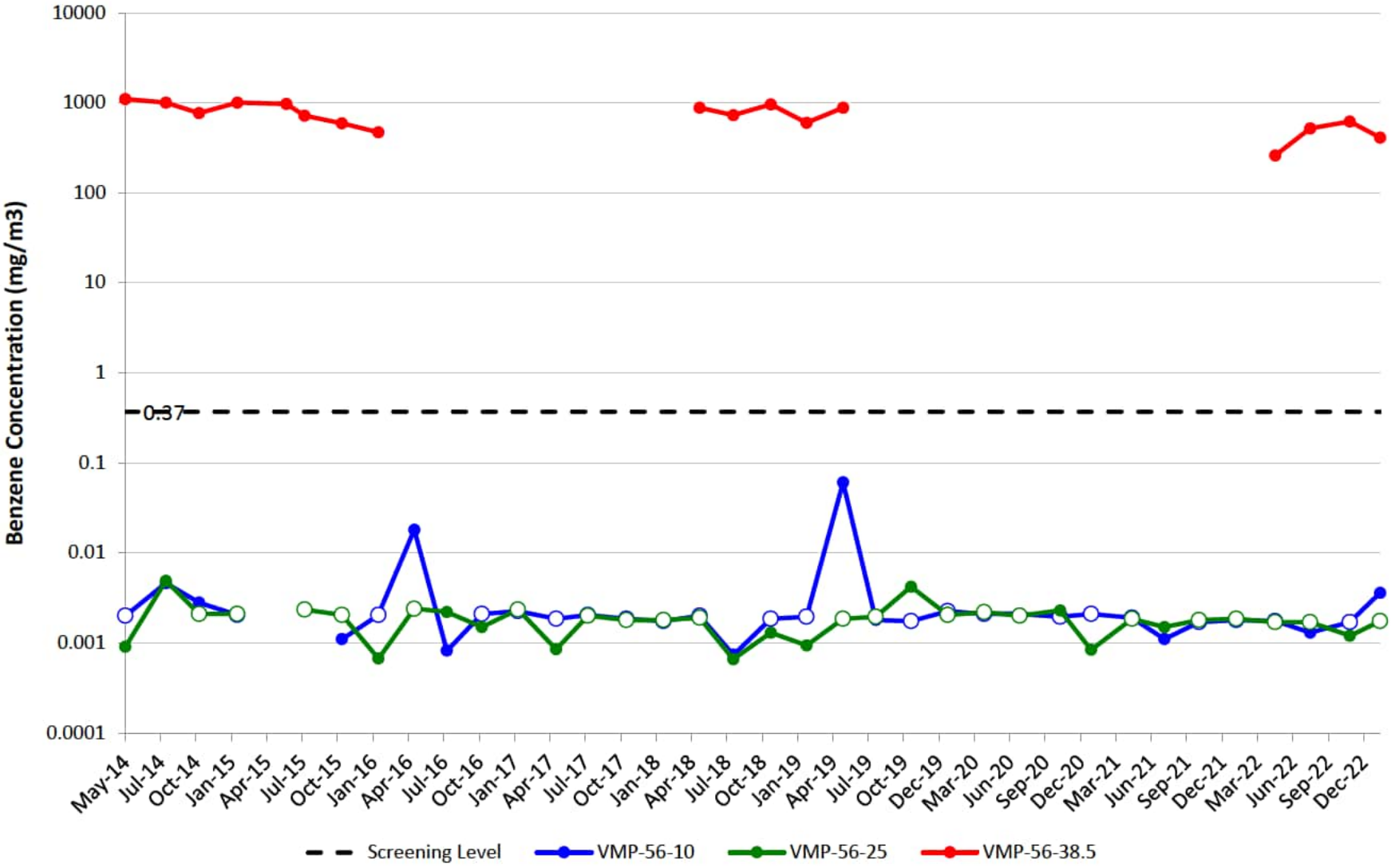

VMP-62

Note: Open circles are non-detect results shown at ½ the reporting limit (PQL). Maximum result from parent/duplicate pair shown.
Gap in plot line indicates sample not able to be collected due to site conditions, or that ports were not sampled on the same day of the quarterly event.

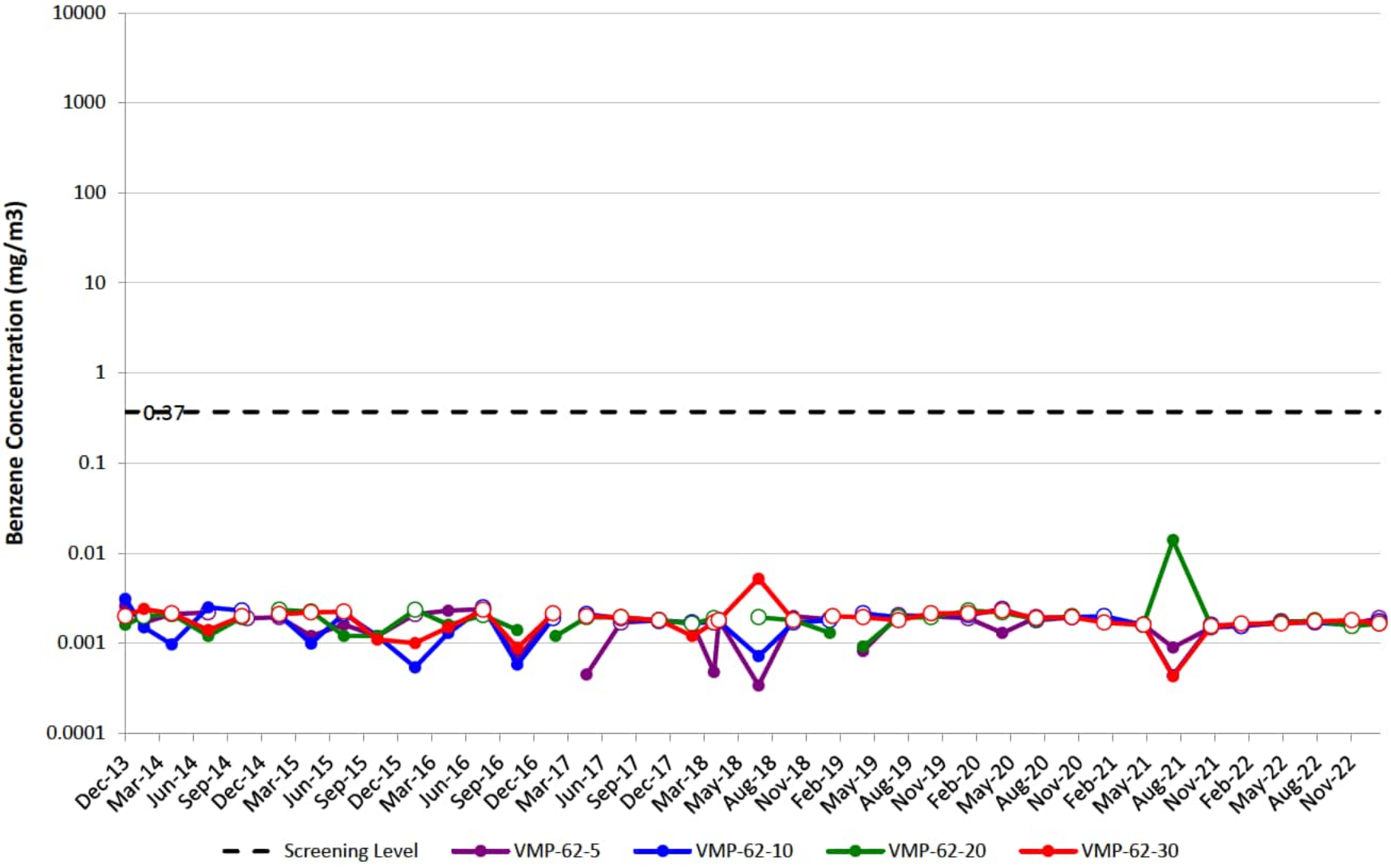

VMP-63

Note: Open circles are non-detect results shown at ½ the reporting limit (PQL). Maximum result from parent/duplicate pair shown.
Gap in plot line indicates sample not able to be collected due to site conditions, or that ports were not sampled on the same day of the quarterly event.

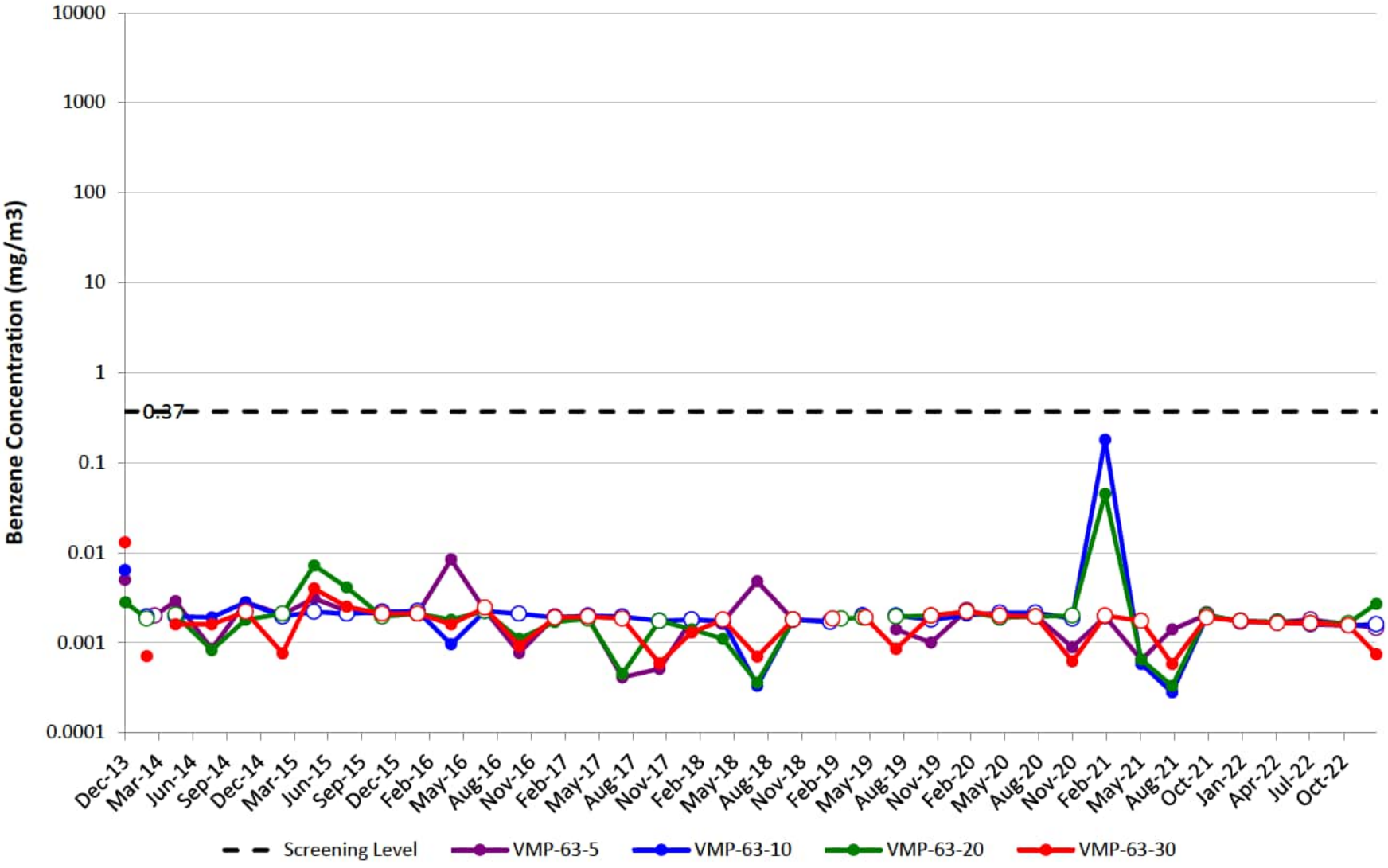

VMP-64

Note: Open circles are non-detect results shown at ½ the reporting limit (PQL). Maximum result from parent/duplicate pair shown.
Gap in plot line indicates sample not able to be collected due to site conditions, or that ports were not sampled on the same day of the quarterly event.

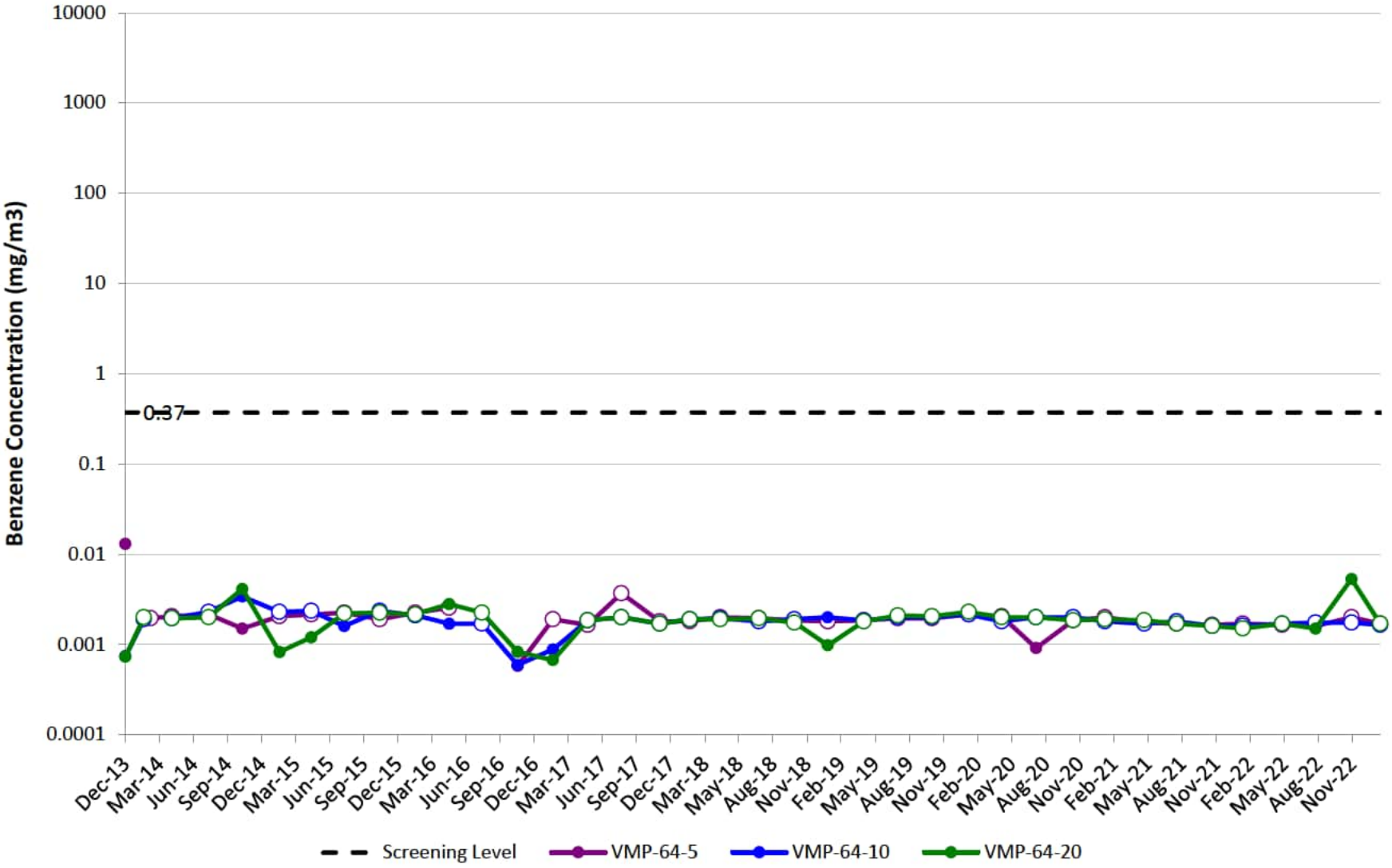

VMP-1

Note: Open circles are non-detect results shown at ½ the reporting limit (PQL). Maximum result from parent/duplicate pair shown.
Gap in plot line indicates sample not able to be collected due to site conditions, or that ports were not sampled on the same day of the quarterly event.

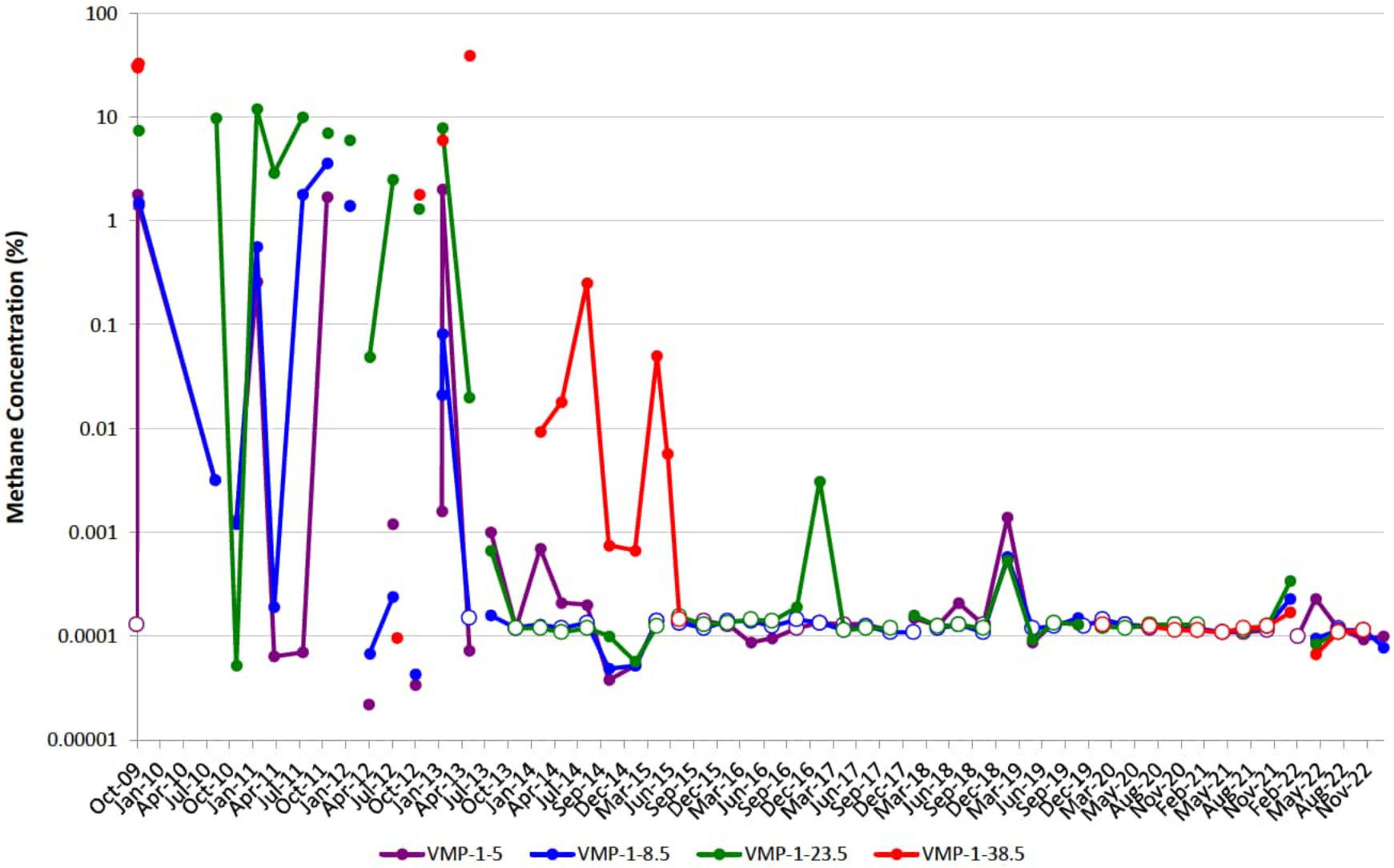

VMP-2

Note: Open circles are non-detect results shown at ½ the reporting limit (PQL). Maximum result from parent/duplicate pair shown.
Gap in plot line indicates sample not able to be collected due to site conditions, or that ports were not sampled on the same day of the quarterly event.

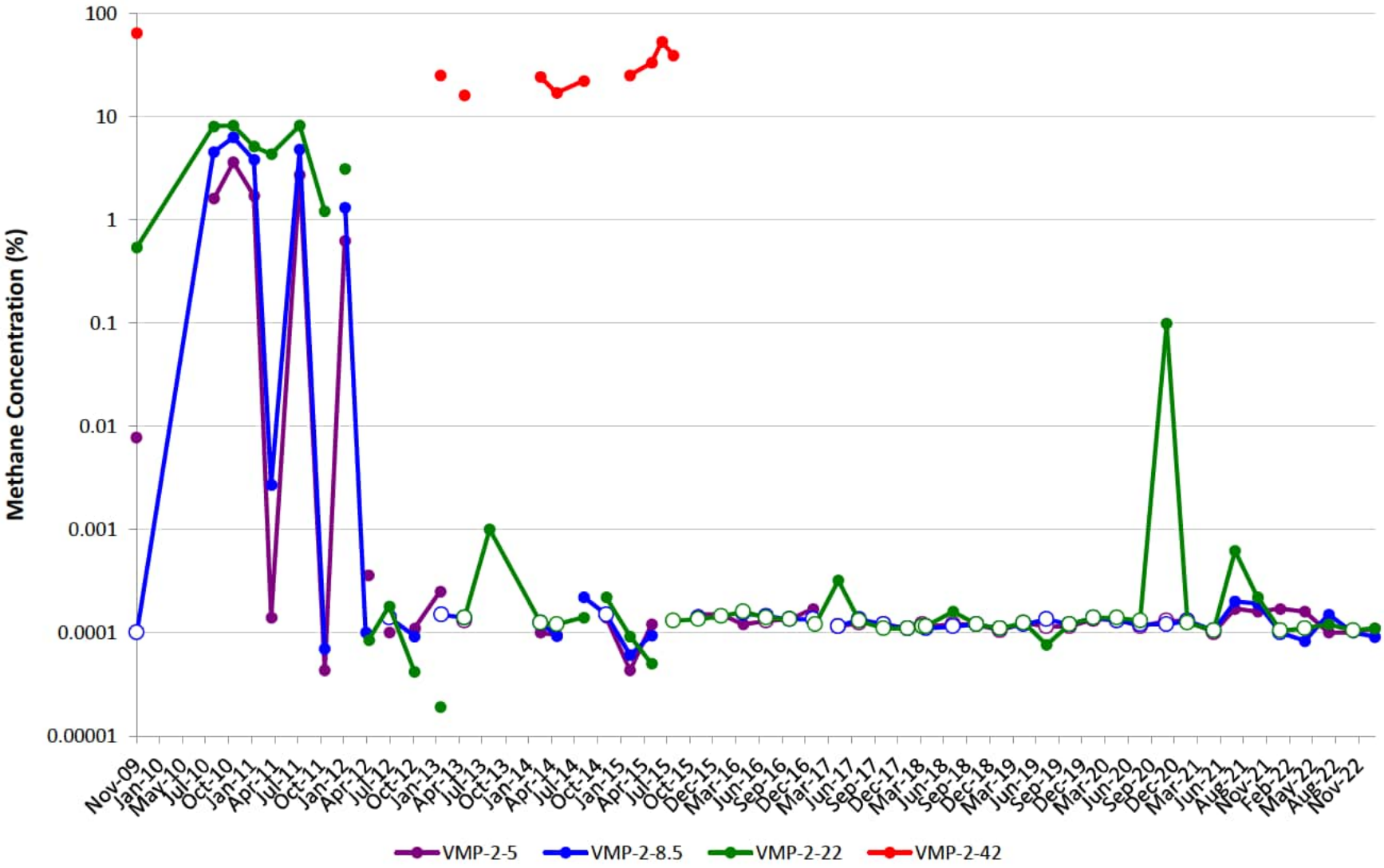

VMP-3

Note: Open circles are non-detect results shown at ½ the reporting limit (PQL). Maximum result from parent/duplicate pair shown.
Gap in plot line indicates sample not able to be collected due to site conditions, or that ports were not sampled on the same day of the quarterly event.

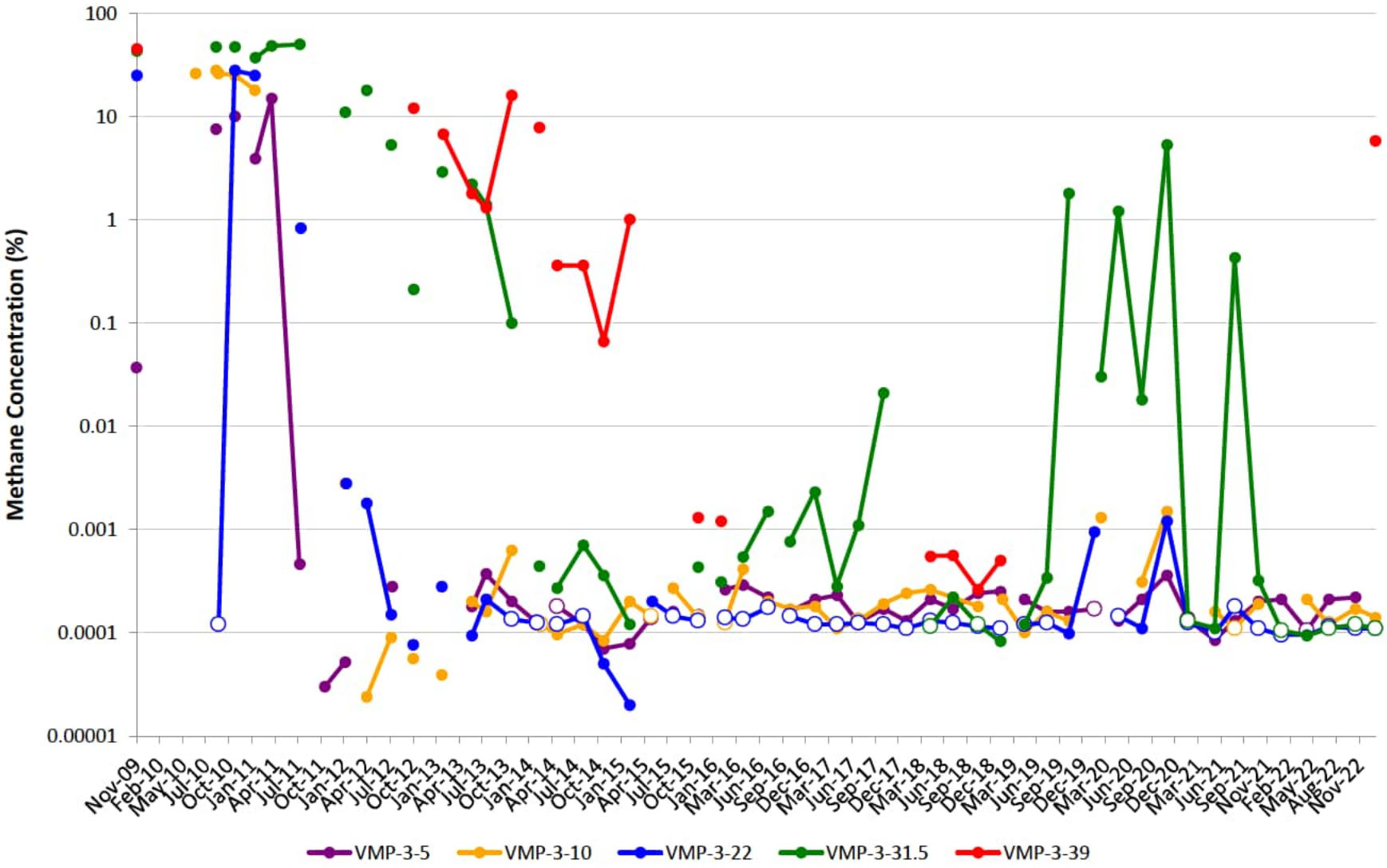

VMP-4

Note: Open circles are non-detect results shown at ½ the reporting limit (PQL). Maximum result from parent/duplicate pair shown.
Gap in plot line indicates sample not able to be collected due to site conditions, or that ports were not sampled on the same day of the quarterly event.

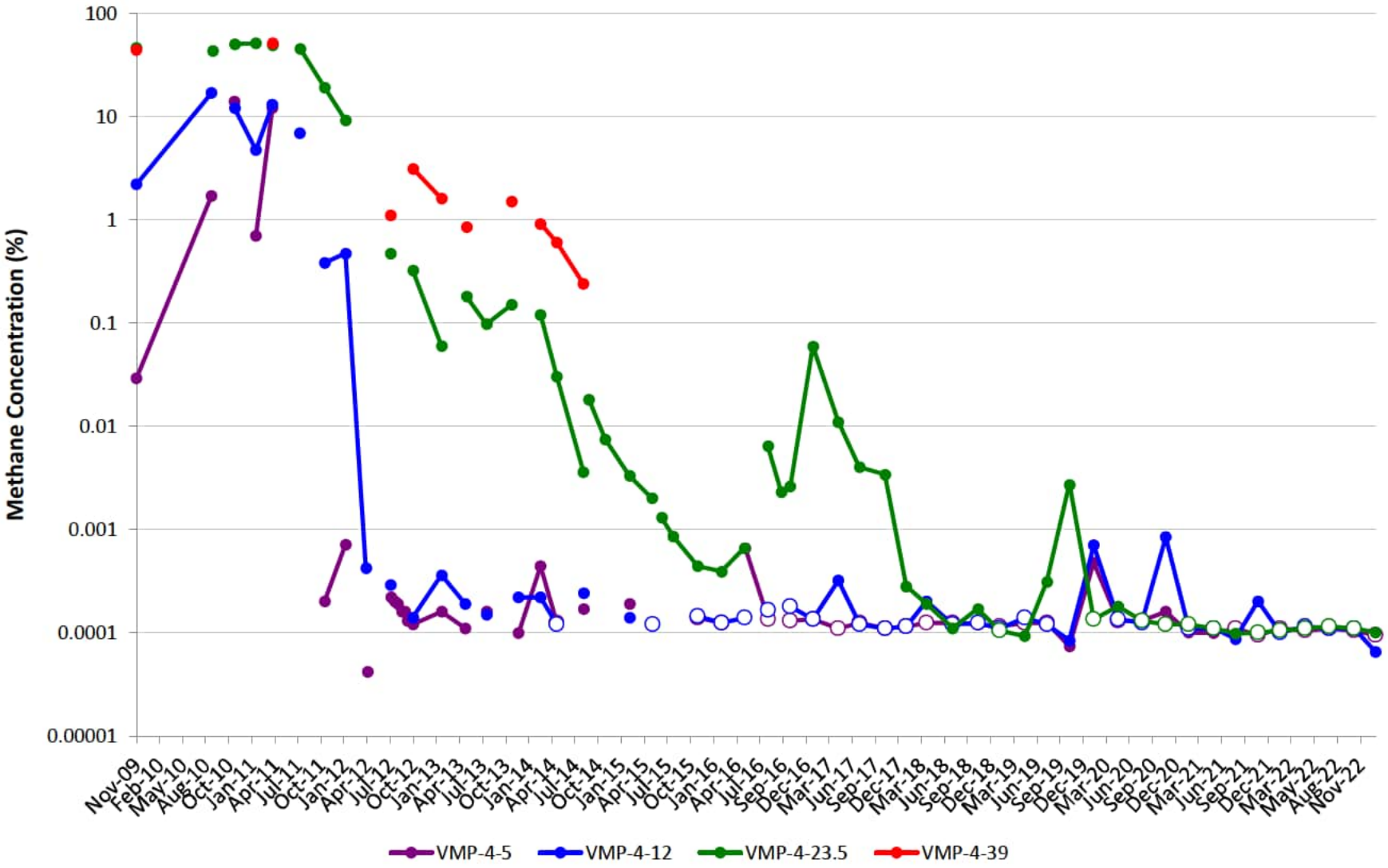

VMP-5

Note: Open circles are non-detect results shown at ½ the reporting limit (PQL). Maximum result from parent/duplicate pair shown.
Gap in plot line indicates sample not able to be collected due to site conditions, or that ports were not sampled on the same day of the quarterly event.

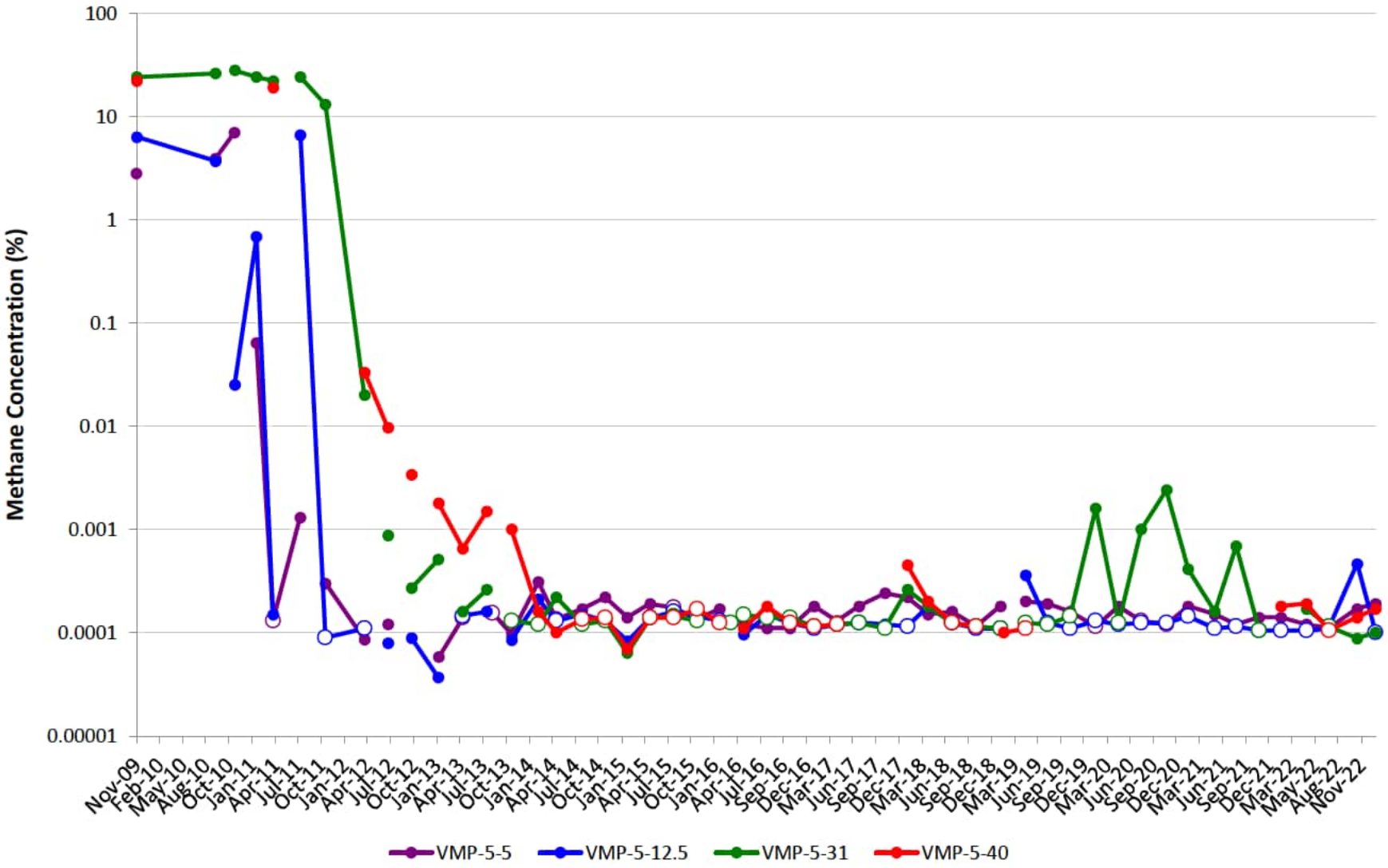

VMP-6

Note: Open circles are non-detect results shown at ½ the reporting limit (PQL). Maximum result from parent/duplicate pair shown.
Gap in plot line indicates sample not able to be collected due to site conditions, or that ports were not sampled on the same day of the quarterly event.

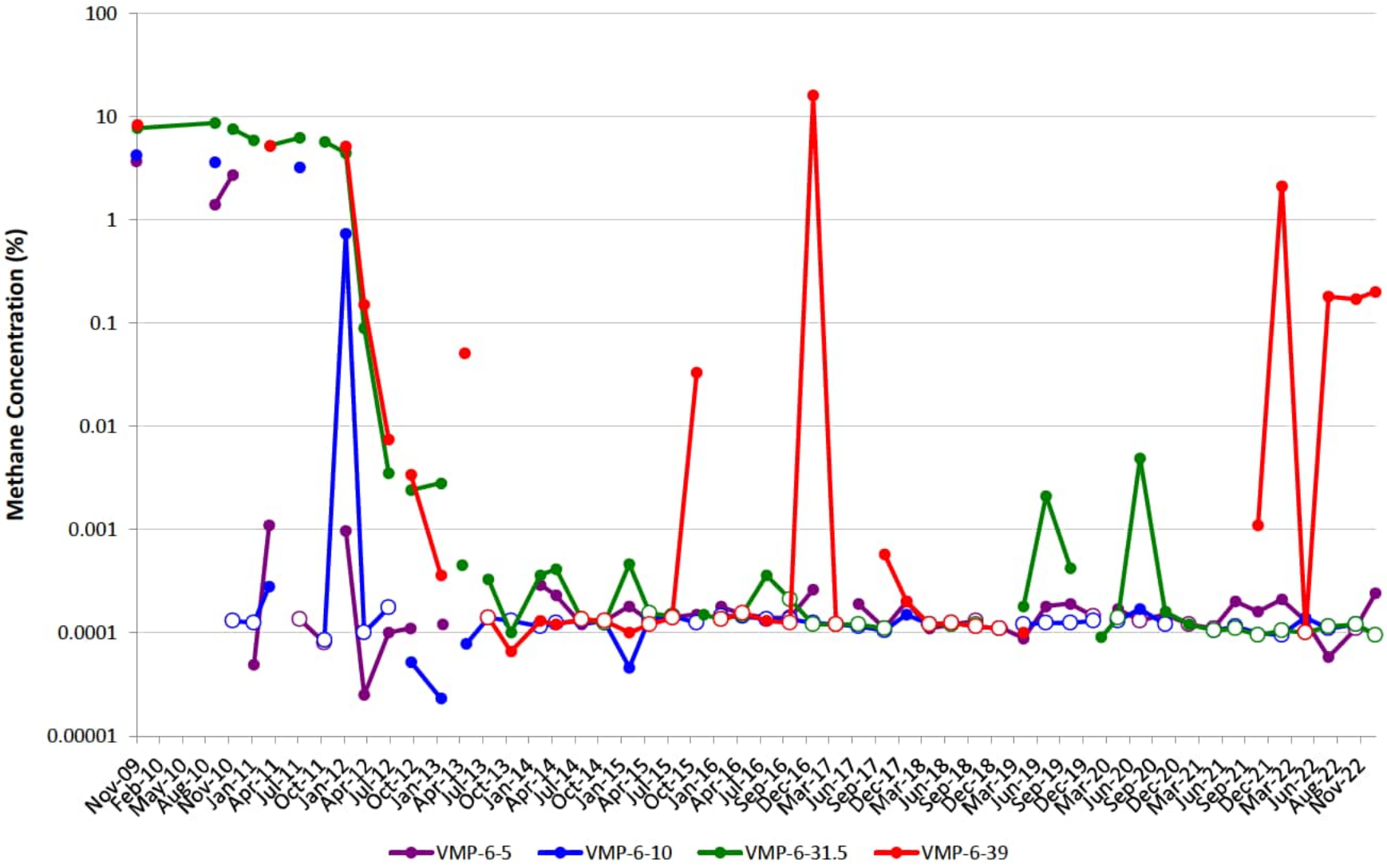

VMP-7

Note: Open circles are non-detect results shown at ½ the reporting limit (PQL). Maximum result from parent/duplicate pair shown.
Gap in plot line indicates sample not able to be collected due to site conditions, or that ports were not sampled on the same day of the quarterly event.

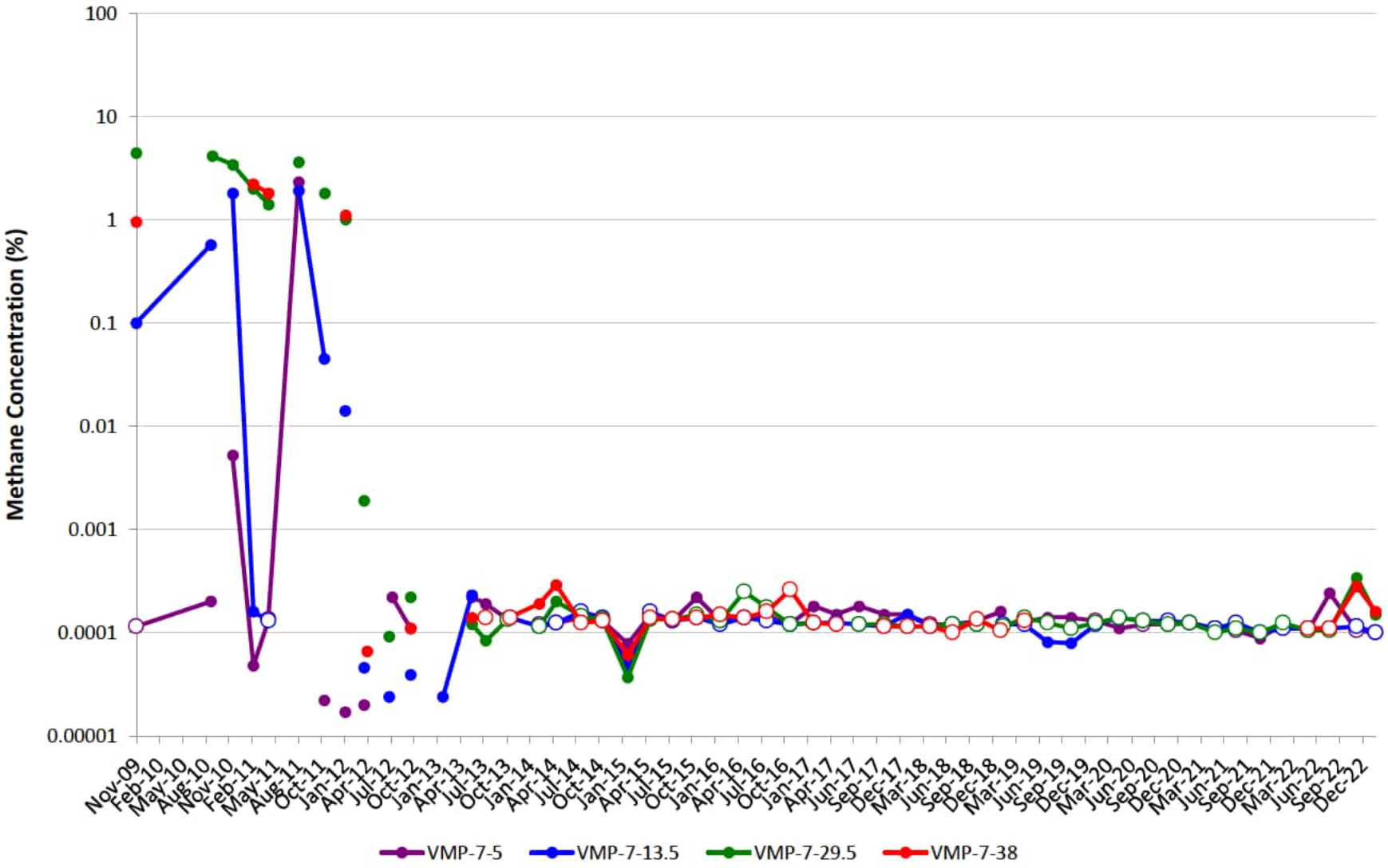

VMP-8

Note: Open circles are non-detect results shown at ½ the reporting limit (PQL). Maximum result from parent/duplicate pair shown.
Gap in plot line indicates sample not able to be collected due to site conditions, or that ports were not sampled on the same day of the quarterly event.

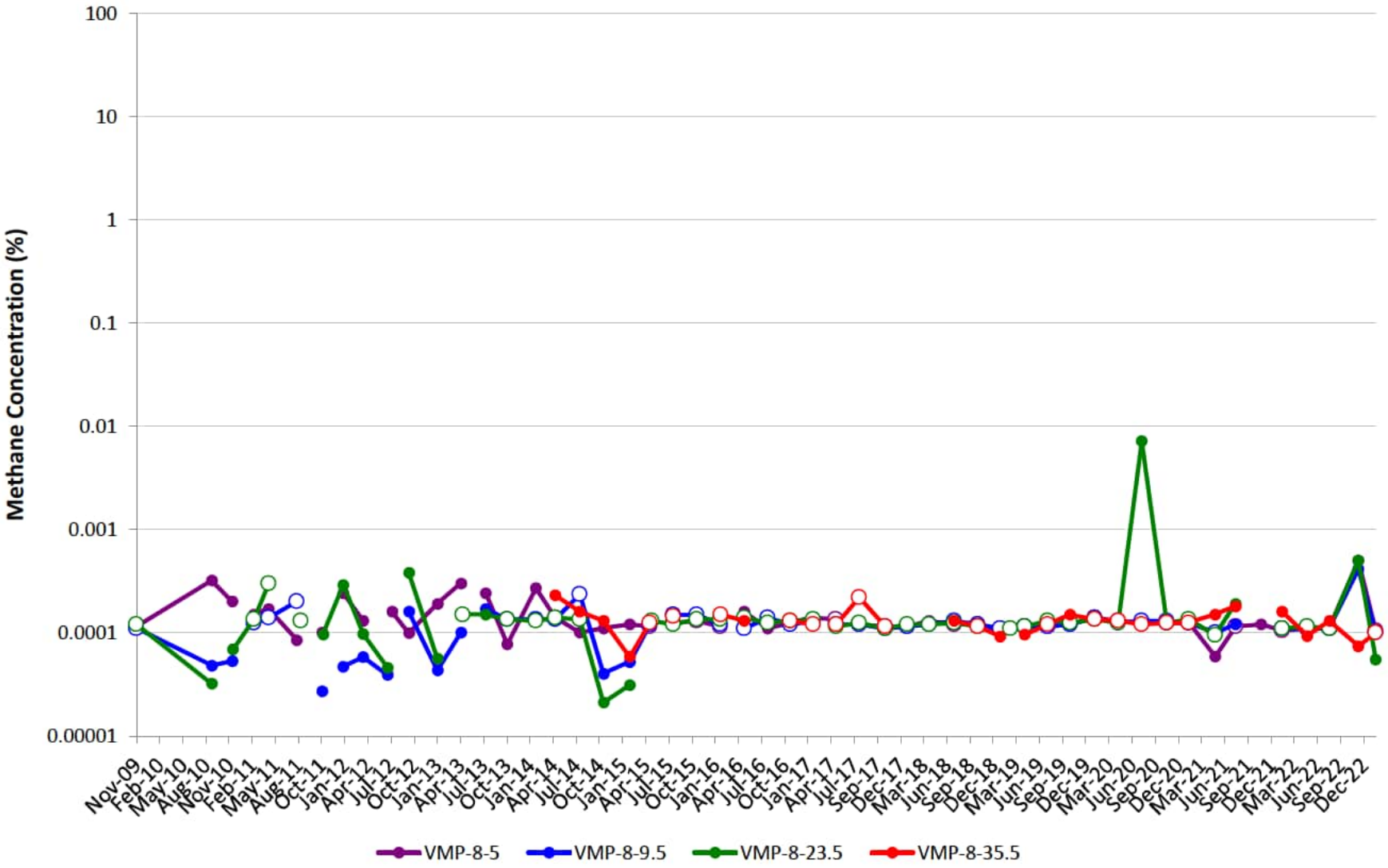

VMP-9

Note: Open circles are non-detect results shown at ½ the reporting limit (PQL). Maximum result from parent/duplicate pair shown.
Gap in plot line indicates sample not able to be collected due to site conditions, or that ports were not sampled on the same day of the quarterly event.

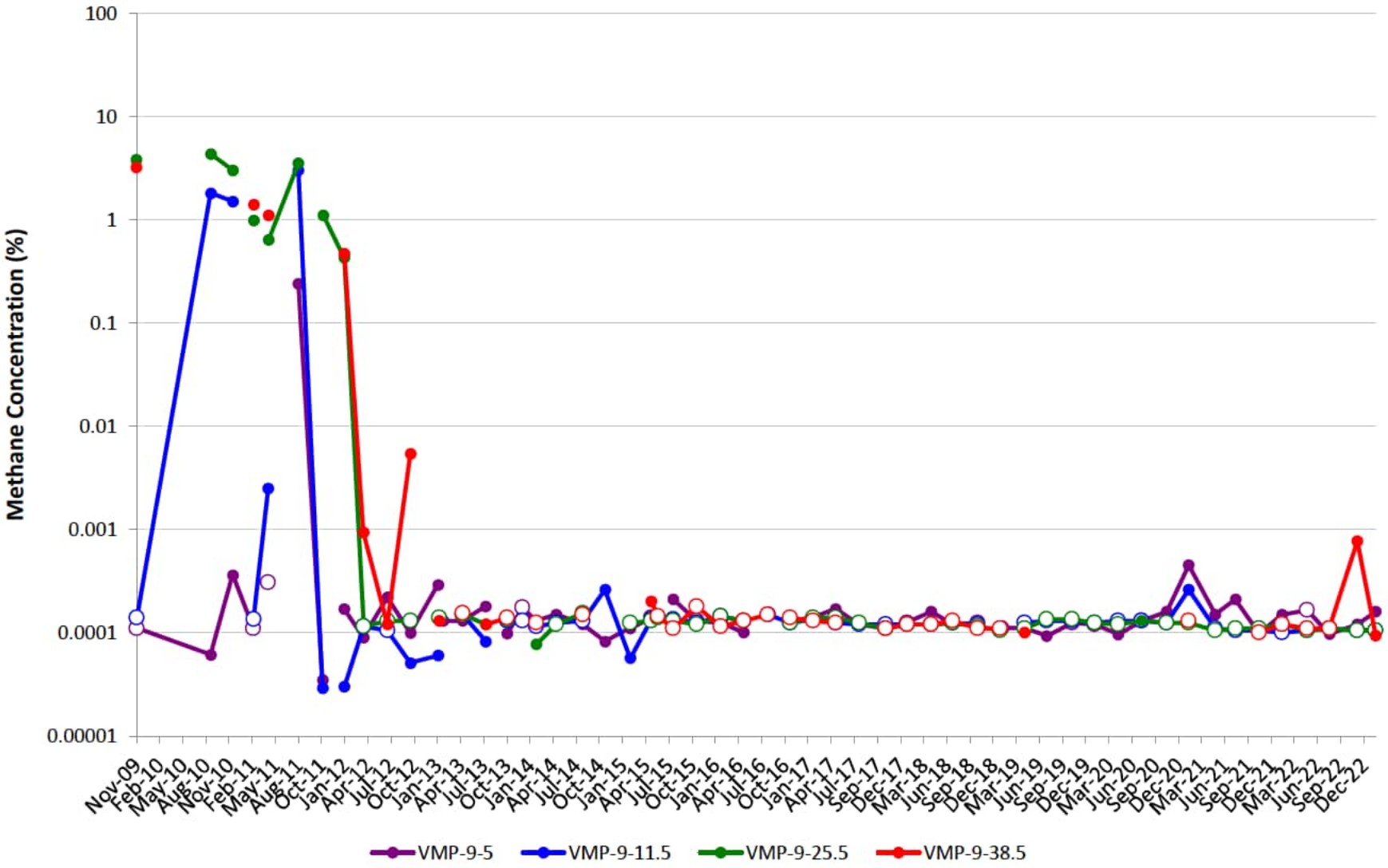

VMP-10

Note: Open circles are non-detect results shown at ½ the reporting limit (PQL). Maximum result from parent/duplicate pair shown.
Gap in plot line indicates sample not able to be collected due to site conditions, or that ports were not sampled on the same day of the quarterly event.

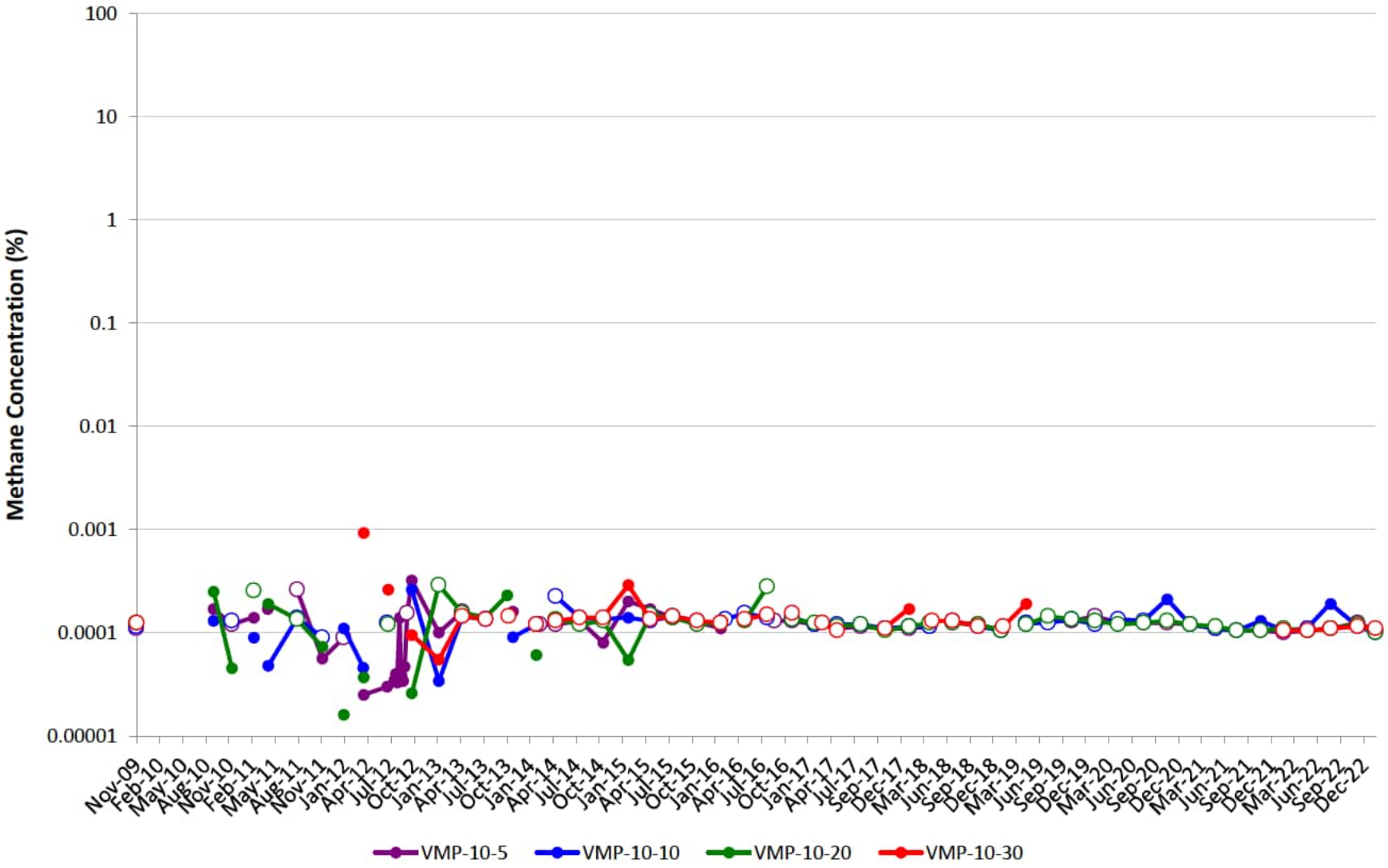

VMP-11

Note: Open circles are non-detect results shown at ½ the reporting limit (PQL). Maximum result from parent/duplicate pair shown.
Gap in plot line indicates sample not able to be collected due to site conditions, or that ports were not sampled on the same day of the quarterly event.

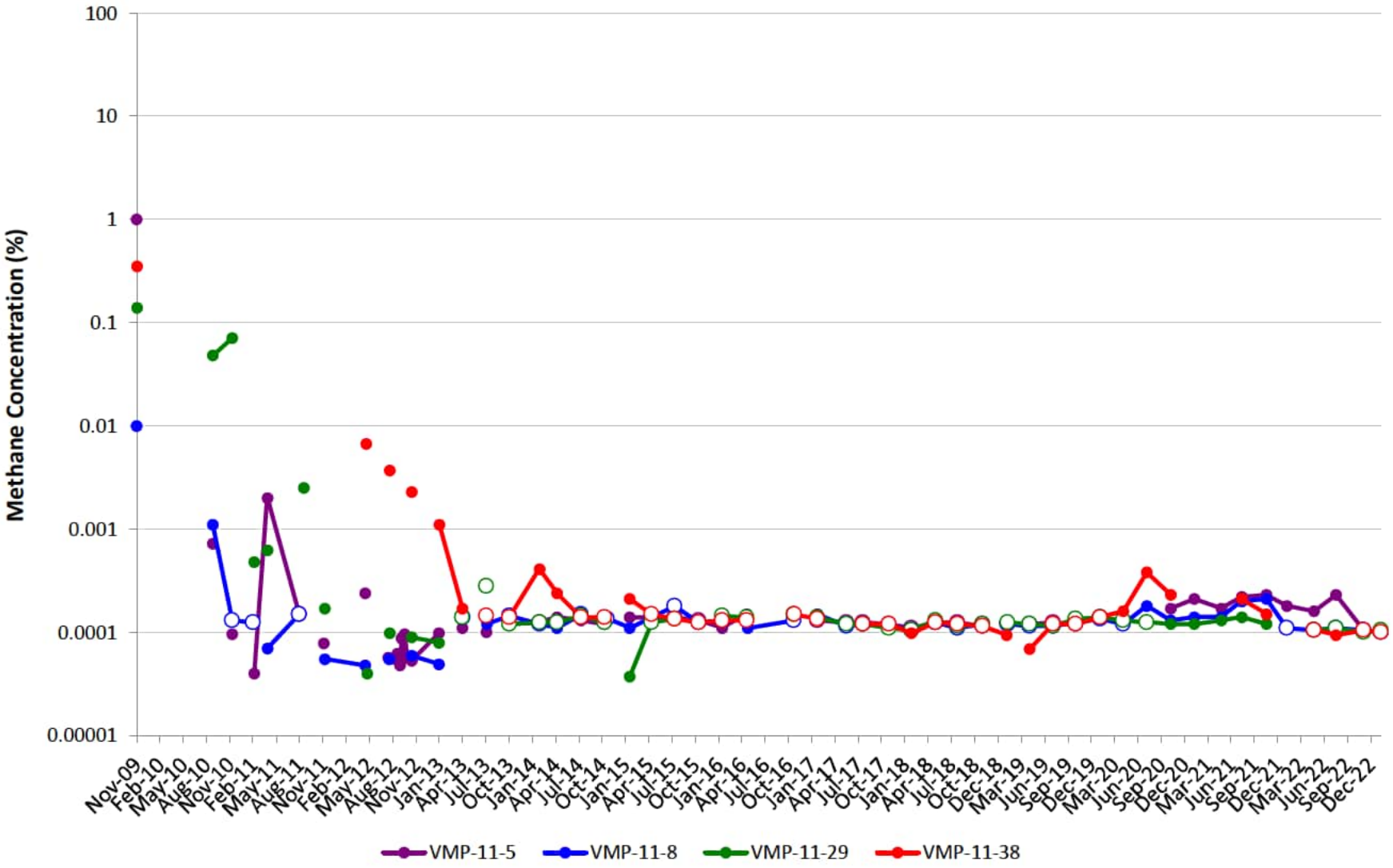

VMP-12

Note: Open circles are non-detect results shown at ½ the reporting limit (PQL). Maximum result from parent/duplicate pair shown.
Gap in plot line indicates sample not able to be collected due to site conditions, or that ports were not sampled on the same day of the quarterly event.

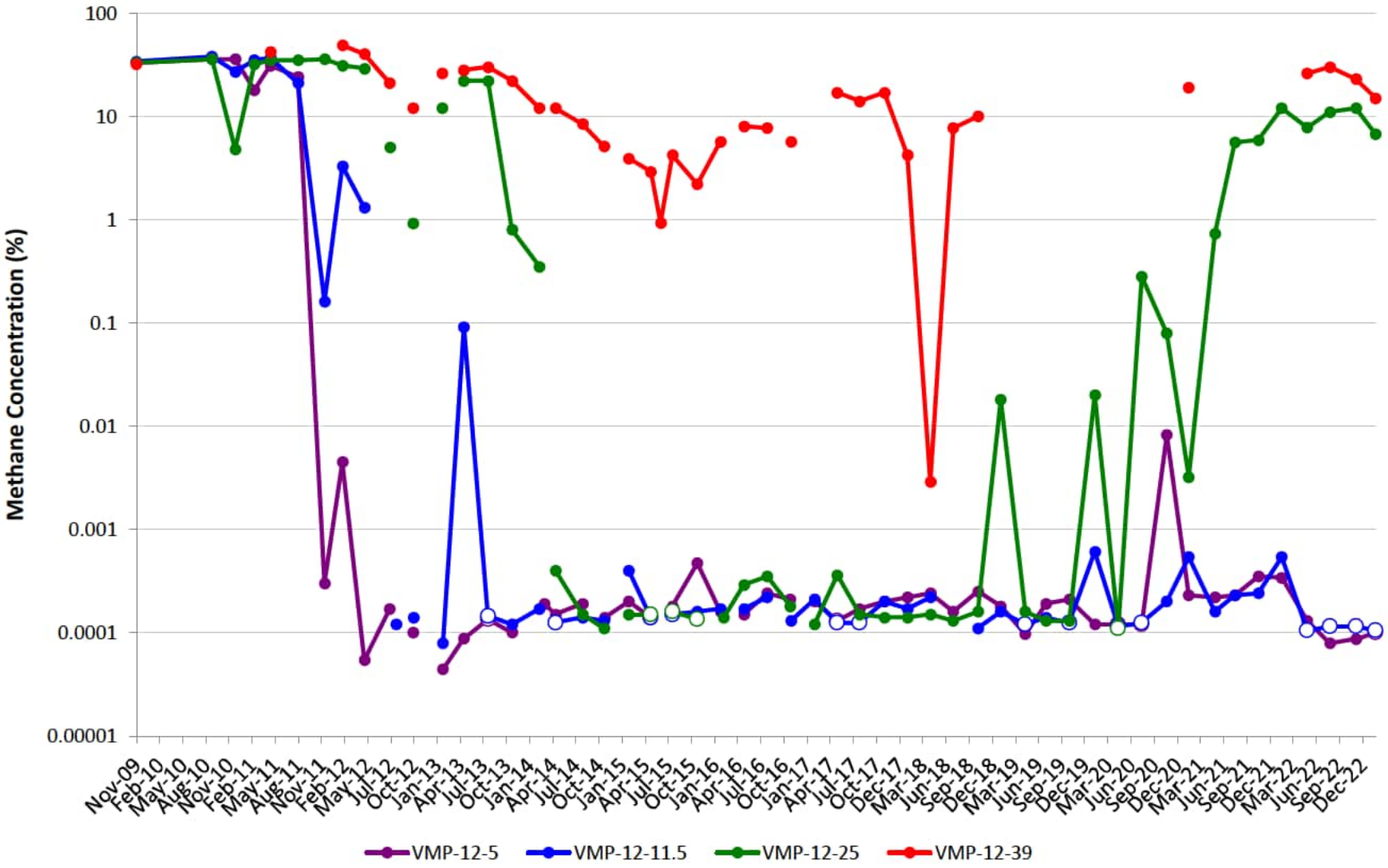

VMP-13

Note: Open circles are non-detect results shown at ½ the reporting limit (PQL). Maximum result from parent/duplicate pair shown.
Gap in plot line indicates sample not able to be collected due to site conditions, or that ports were not sampled on the same day of the quarterly event.

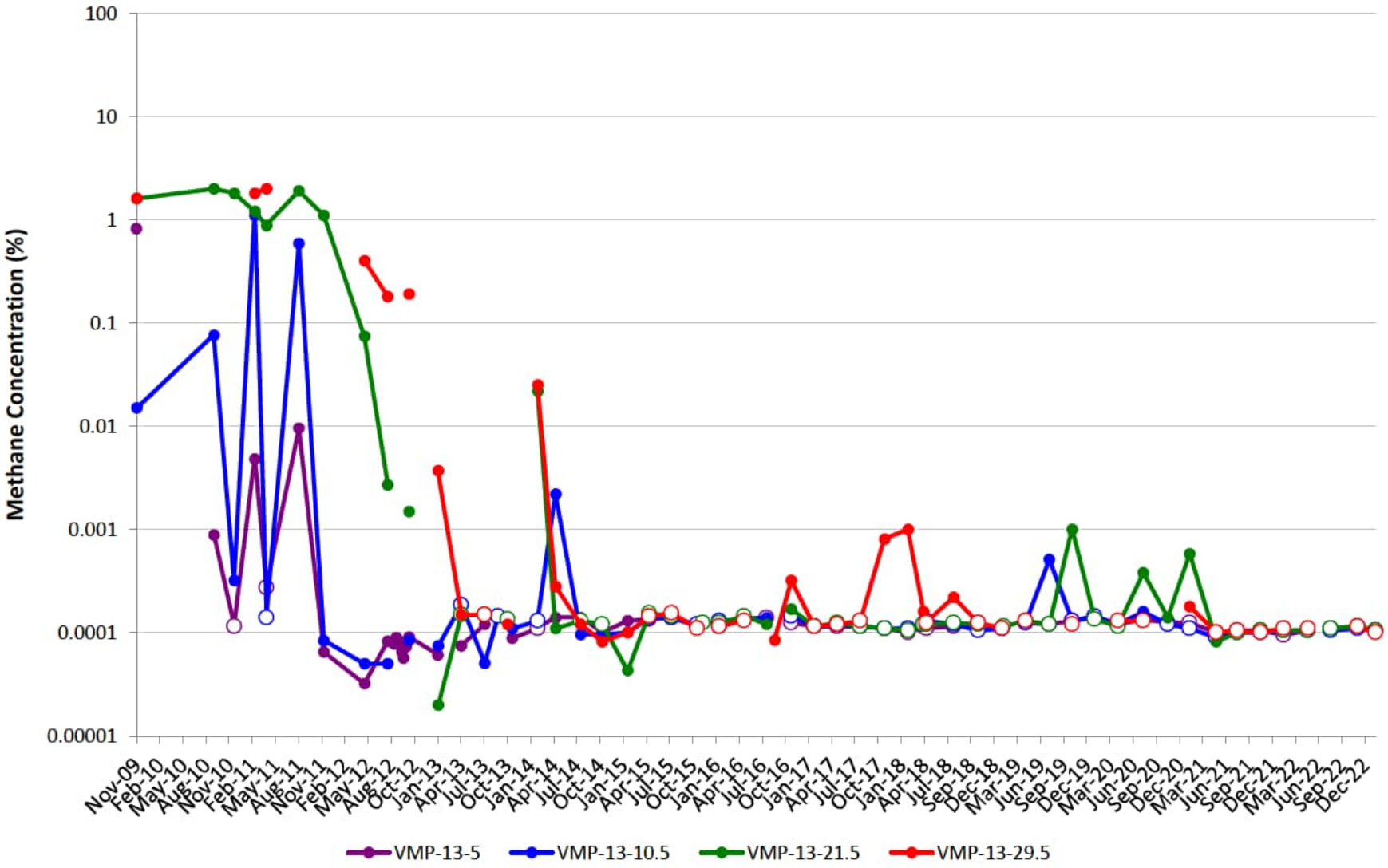

VMP-14

Note: Open circles are non-detect results shown at ½ the reporting limit (PQL). Maximum result from parent/duplicate pair shown.
Gap in plot line indicates sample not able to be collected due to site conditions, or that ports were not sampled on the same day of the quarterly event.

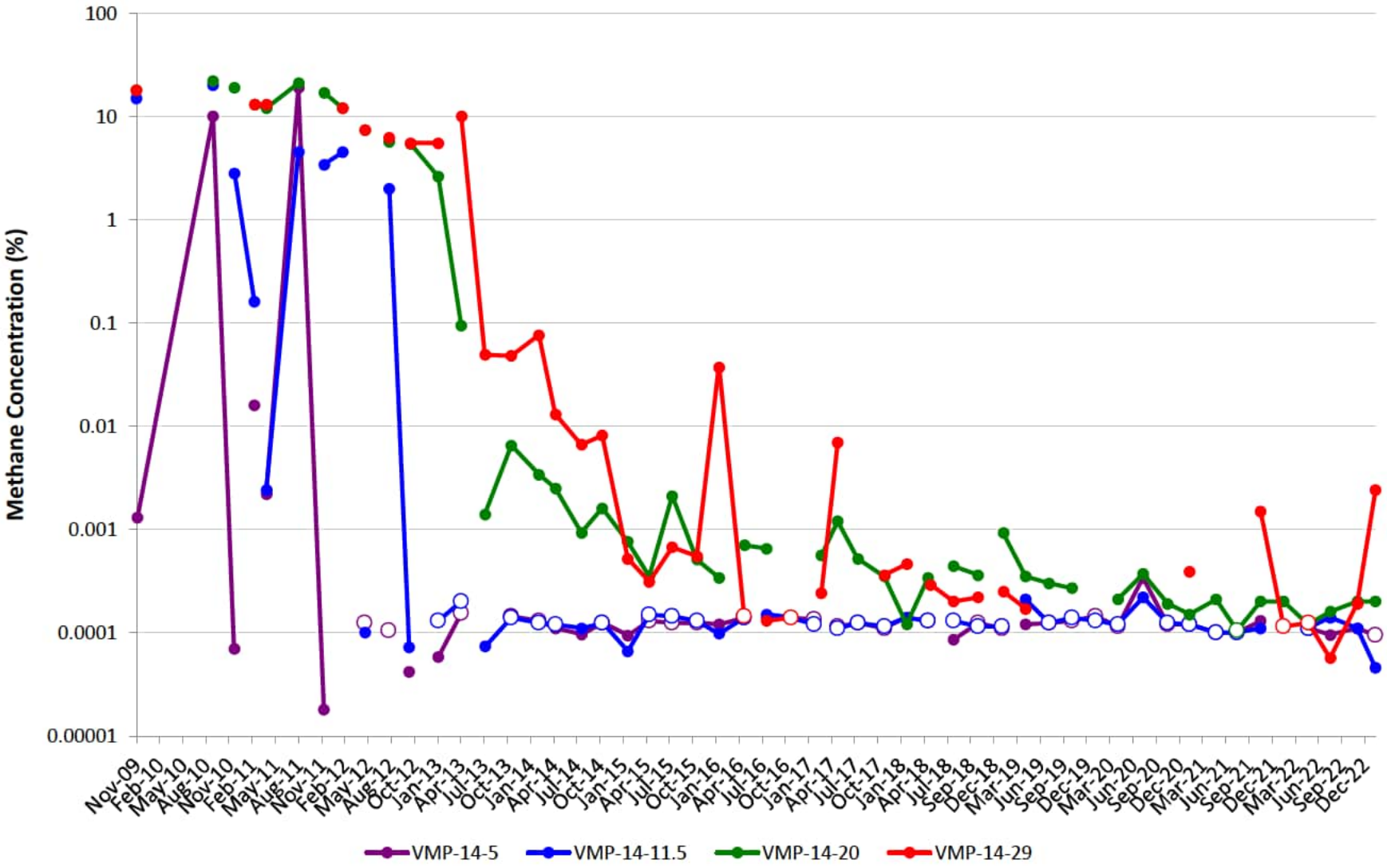

VMP-15

Note: Open circles are non-detect results shown at ½ the reporting limit (PQL). Maximum result from parent/duplicate pair shown.
Gap in plot line indicates sample not able to be collected due to site conditions, or that ports were not sampled on the same day of the quarterly event.

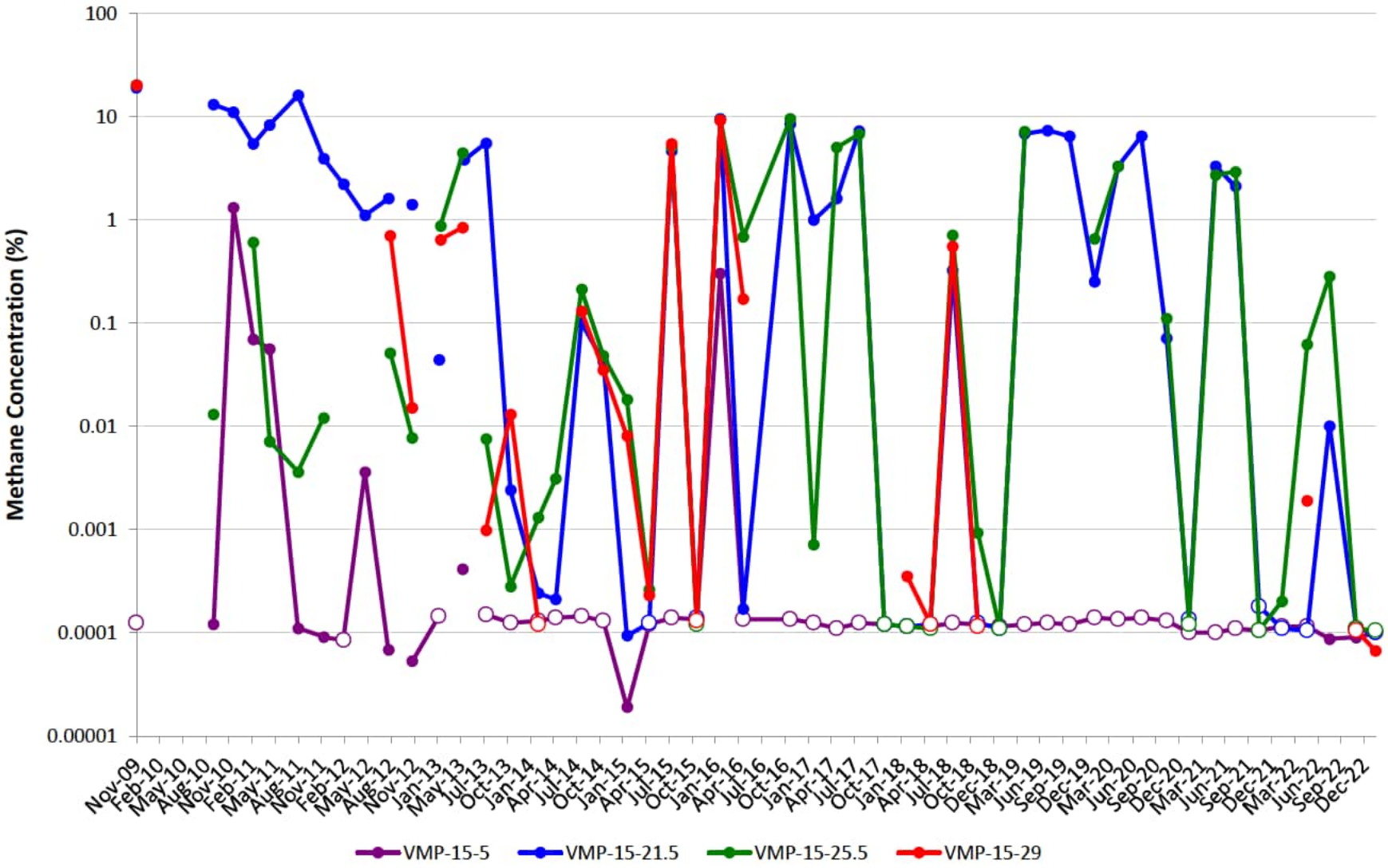

VMP-16

Note: Open circles are non-detect results shown at ½ the reporting limit (PQL). Maximum result from parent/duplicate pair shown.
Gap in plot line indicates sample not able to be collected due to site conditions, or that ports were not sampled on the same day of the quarterly event.

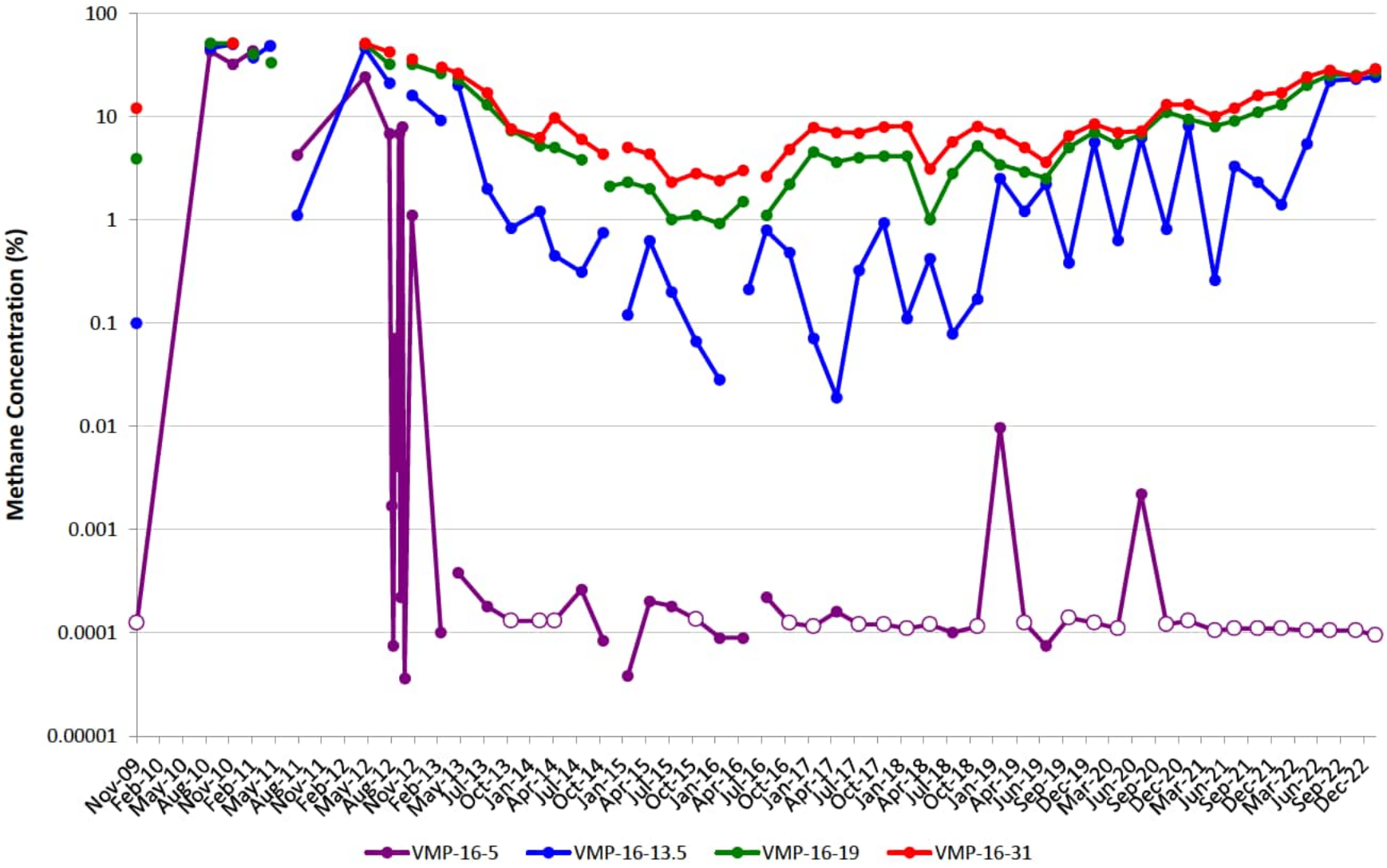

VMP-17

Note: Open circles are non-detect results shown at ½ the reporting limit (PQL). Maximum result from parent/duplicate pair shown.
Gap in plot line indicates sample not able to be collected due to site conditions, or that ports were not sampled on the same day of the quarterly event.

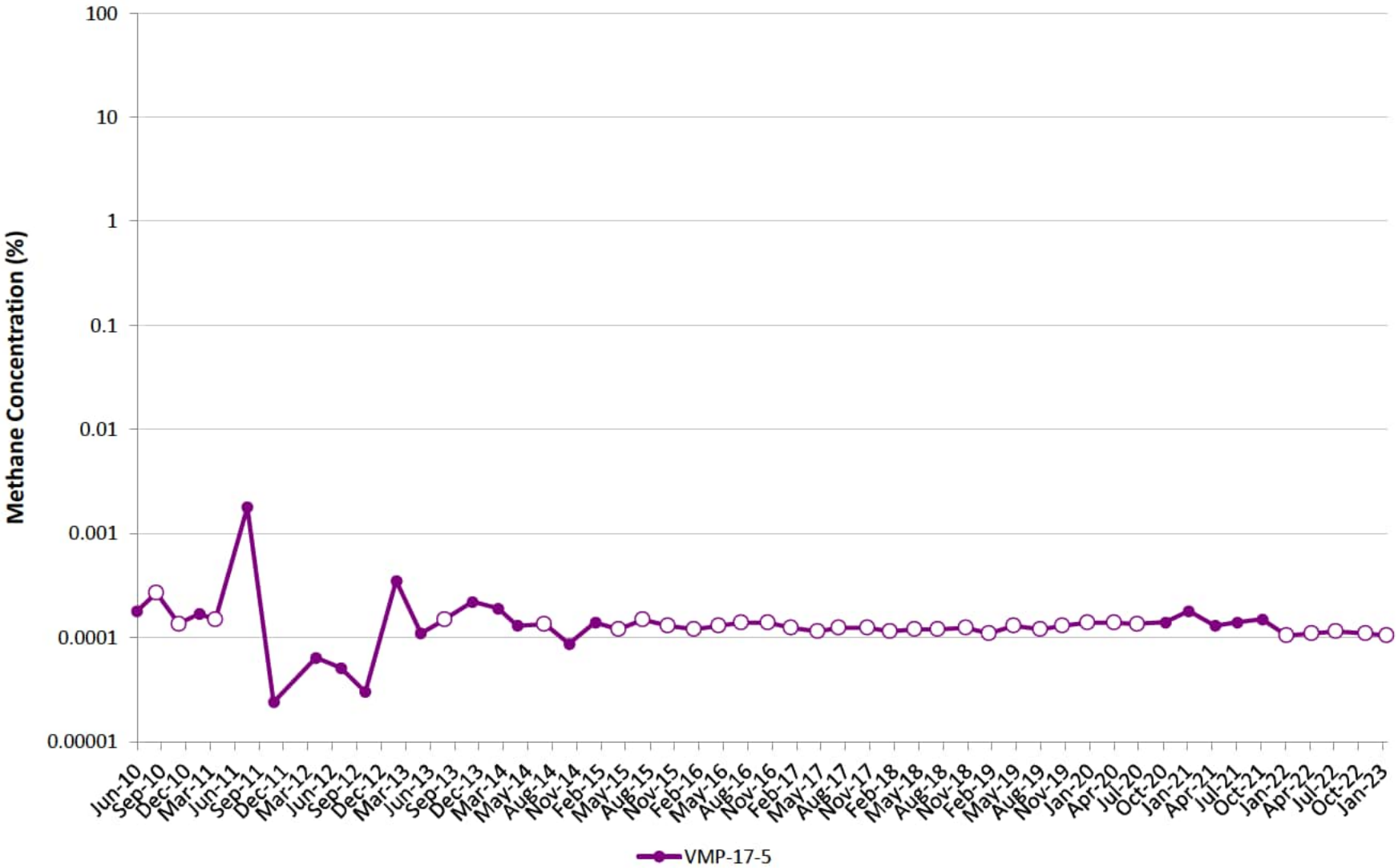

VMP-18

Note: Open circles are non-detect results shown at ½ the reporting limit (PQL). Maximum result from parent/duplicate pair shown.
Gap in plot line indicates sample not able to be collected due to site conditions, or that ports were not sampled on the same day of the quarterly event.

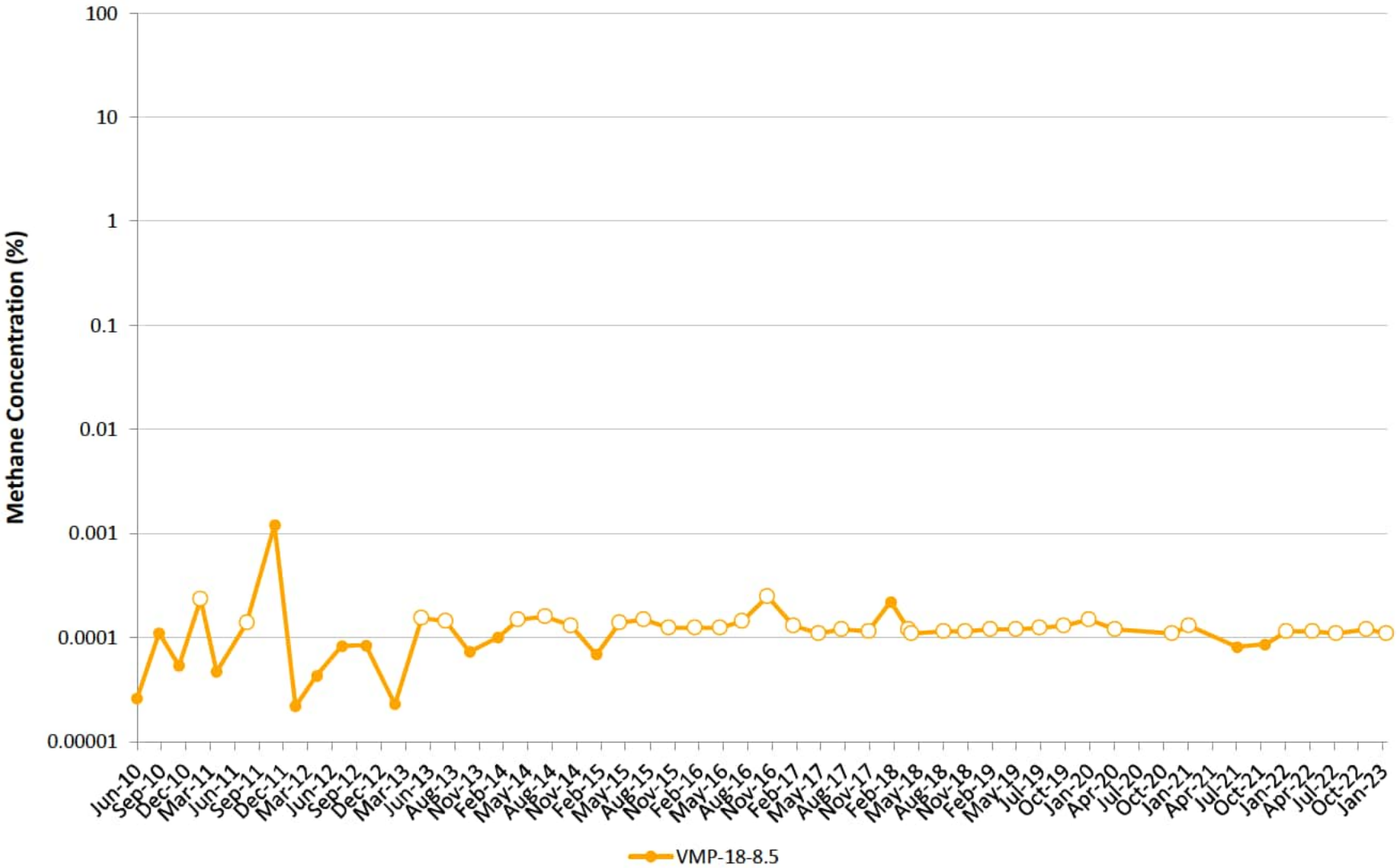

VMP-19

Note: Open circles are non-detect results shown at ½ the reporting limit (PQL). Maximum result from parent/duplicate pair shown.
Gap in plot line indicates sample not able to be collected due to site conditions, or that ports were not sampled on the same day of the quarterly event.

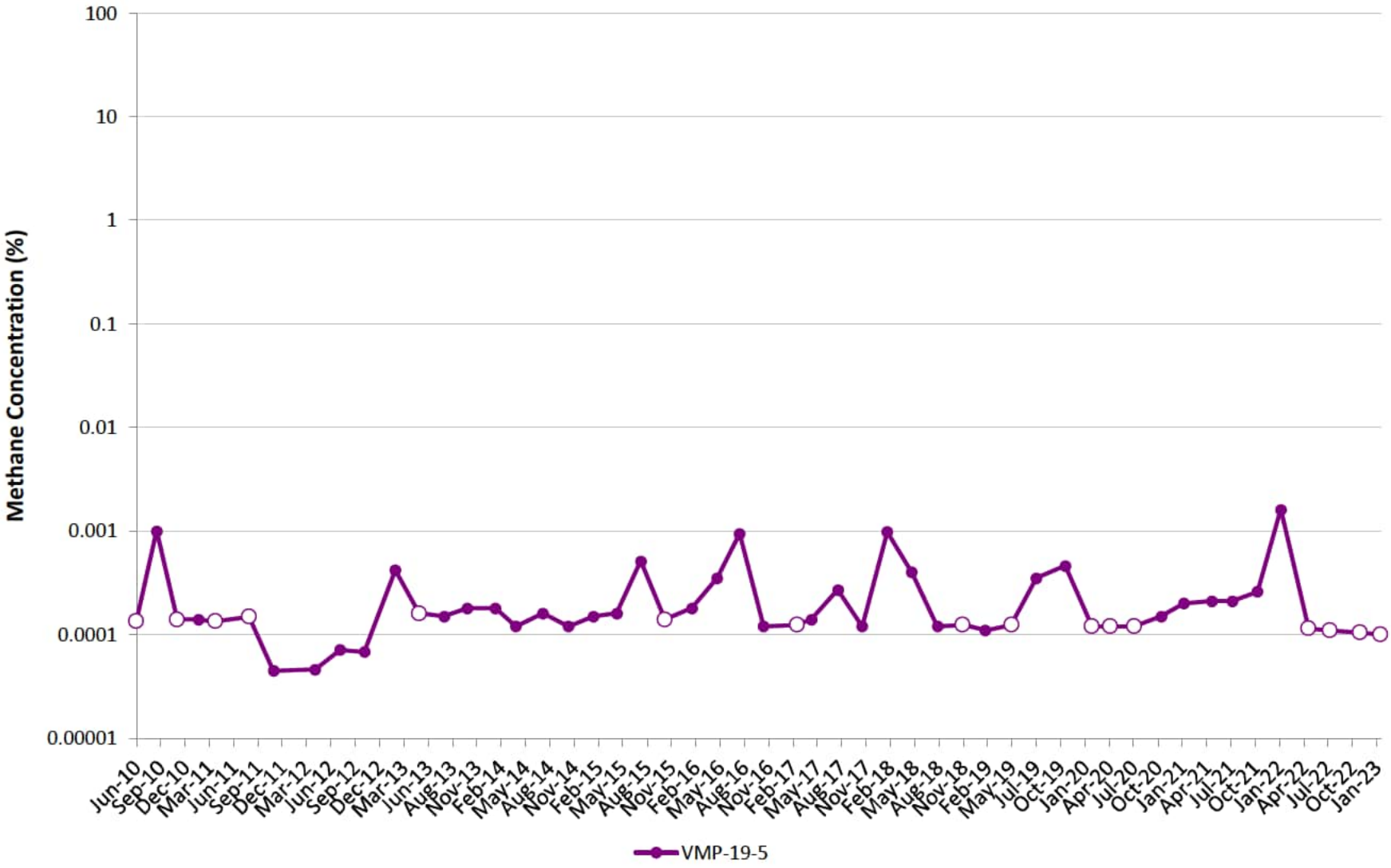

VMP-20

Note: Open circles are non-detect results shown at ½ the reporting limit (PQL). Maximum result from parent/duplicate pair shown.
Gap in plot line indicates sample not able to be collected due to site conditions, or that ports were not sampled on the same day of the quarterly event.

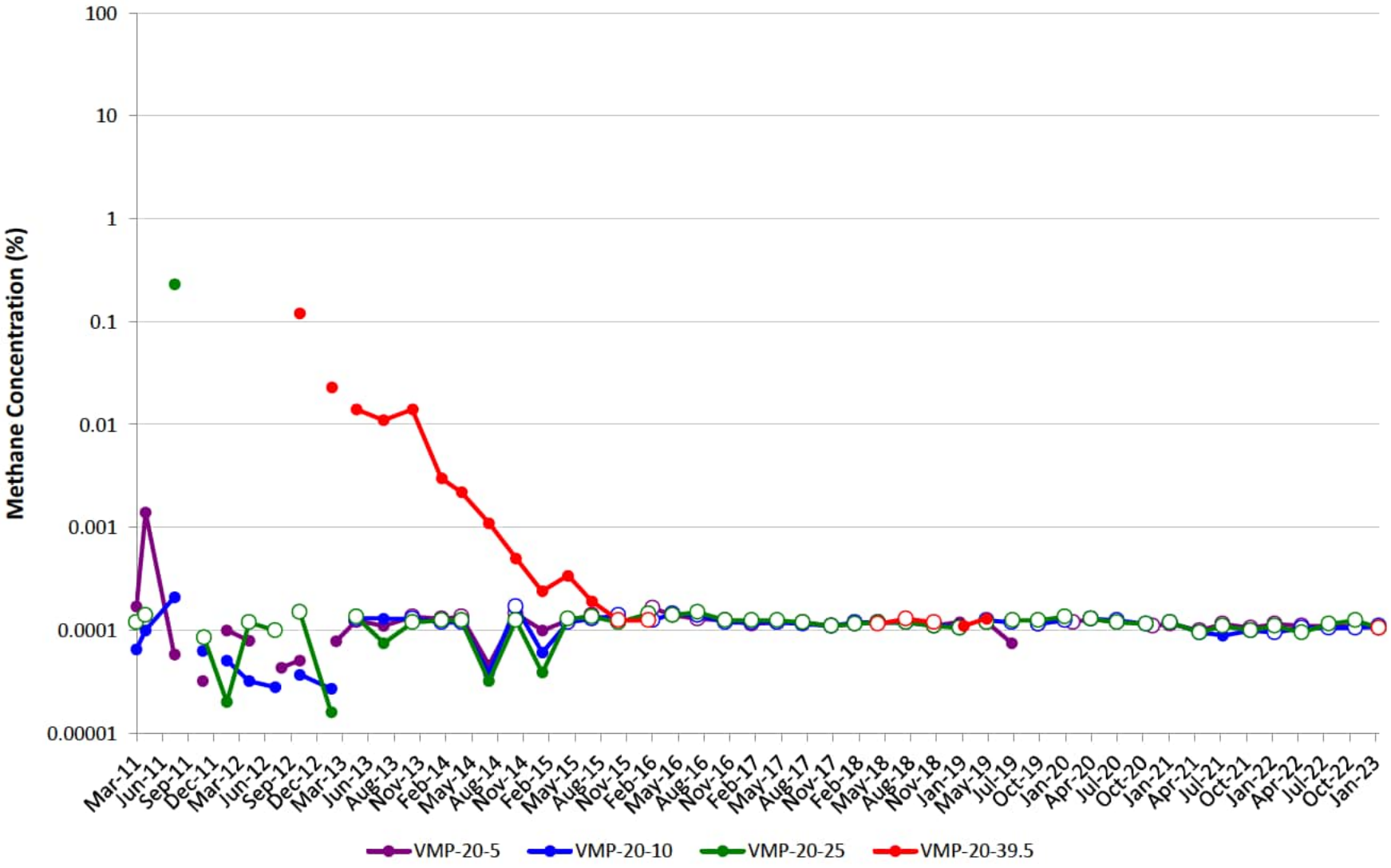

VMP-21

Note: Open circles are non-detect results shown at ½ the reporting limit (PQL). Maximum result from parent/duplicate pair shown.
Gap in plot line indicates sample not able to be collected due to site conditions, or that ports were not sampled on the same day of the quarterly event.

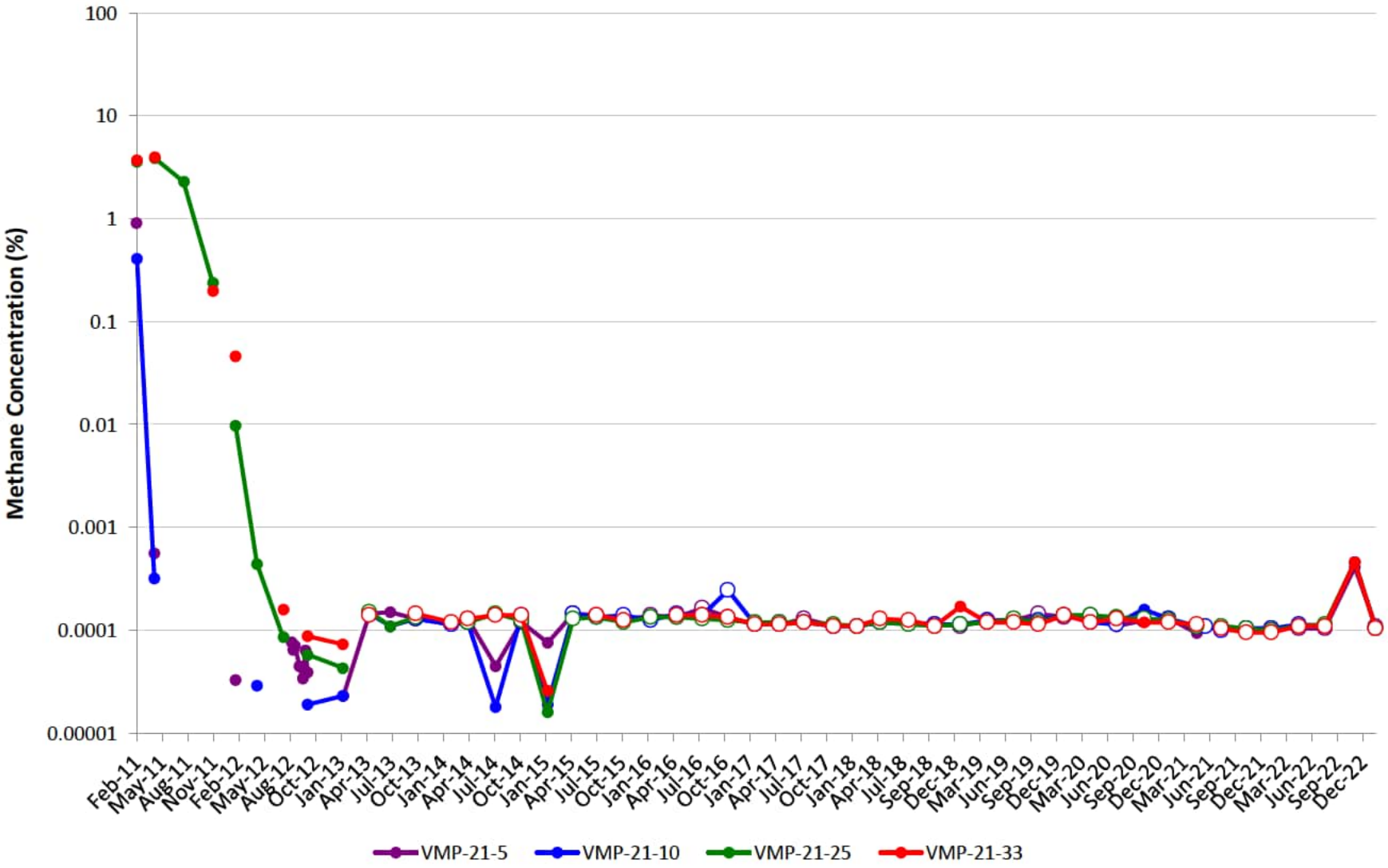

VMP-22

Note: Open circles are non-detect results shown at ½ the reporting limit (PQL). Maximum result from parent/duplicate pair shown.
Gap in plot line indicates sample not able to be collected due to site conditions, or that ports were not sampled on the same day of the quarterly event.

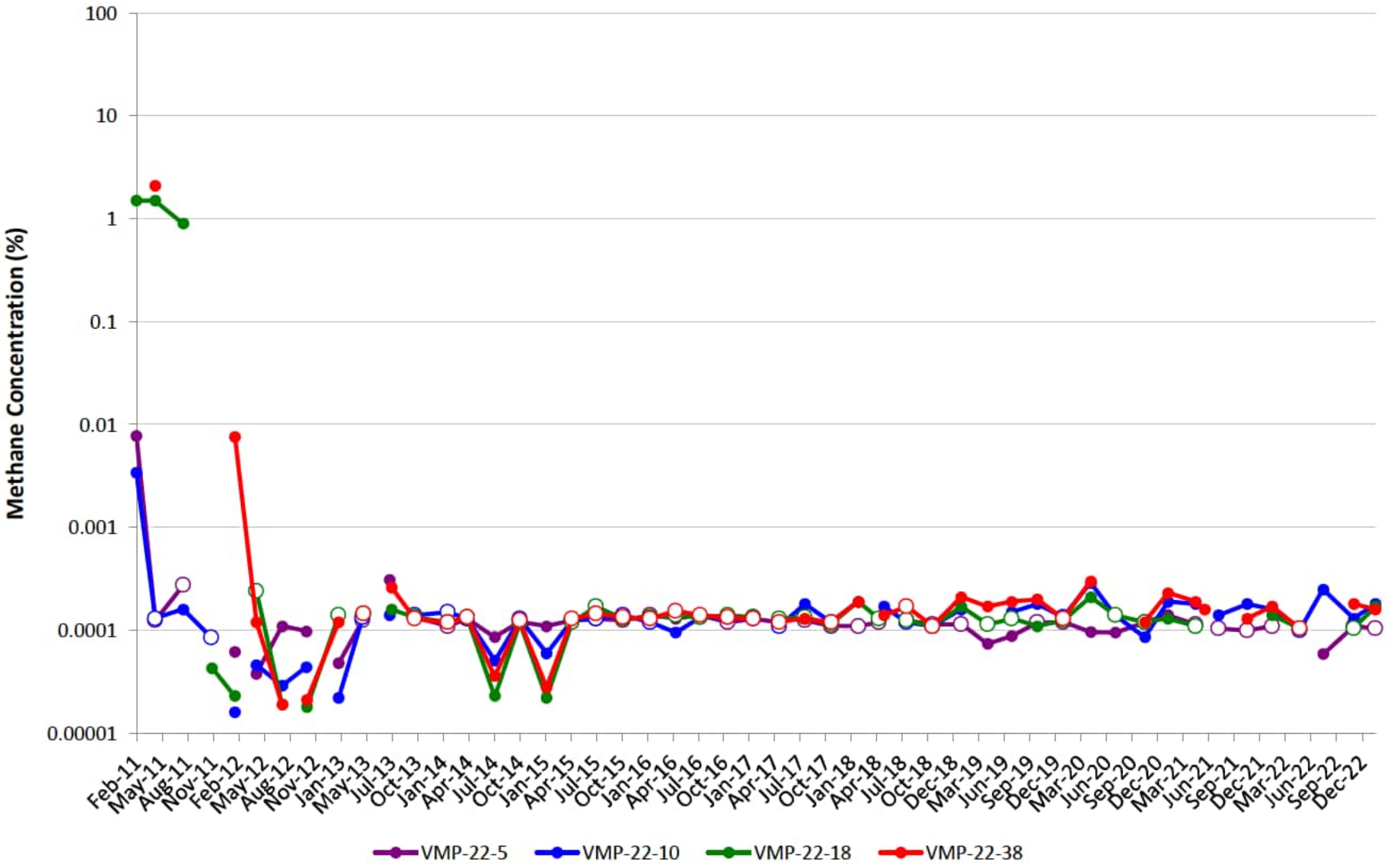

VMP-23

Note: Open circles are non-detect results shown at ½ the reporting limit (PQL). Maximum result from parent/duplicate pair shown.
Gap in plot line indicates sample not able to be collected due to site conditions, or that ports were not sampled on the same day of the quarterly event.

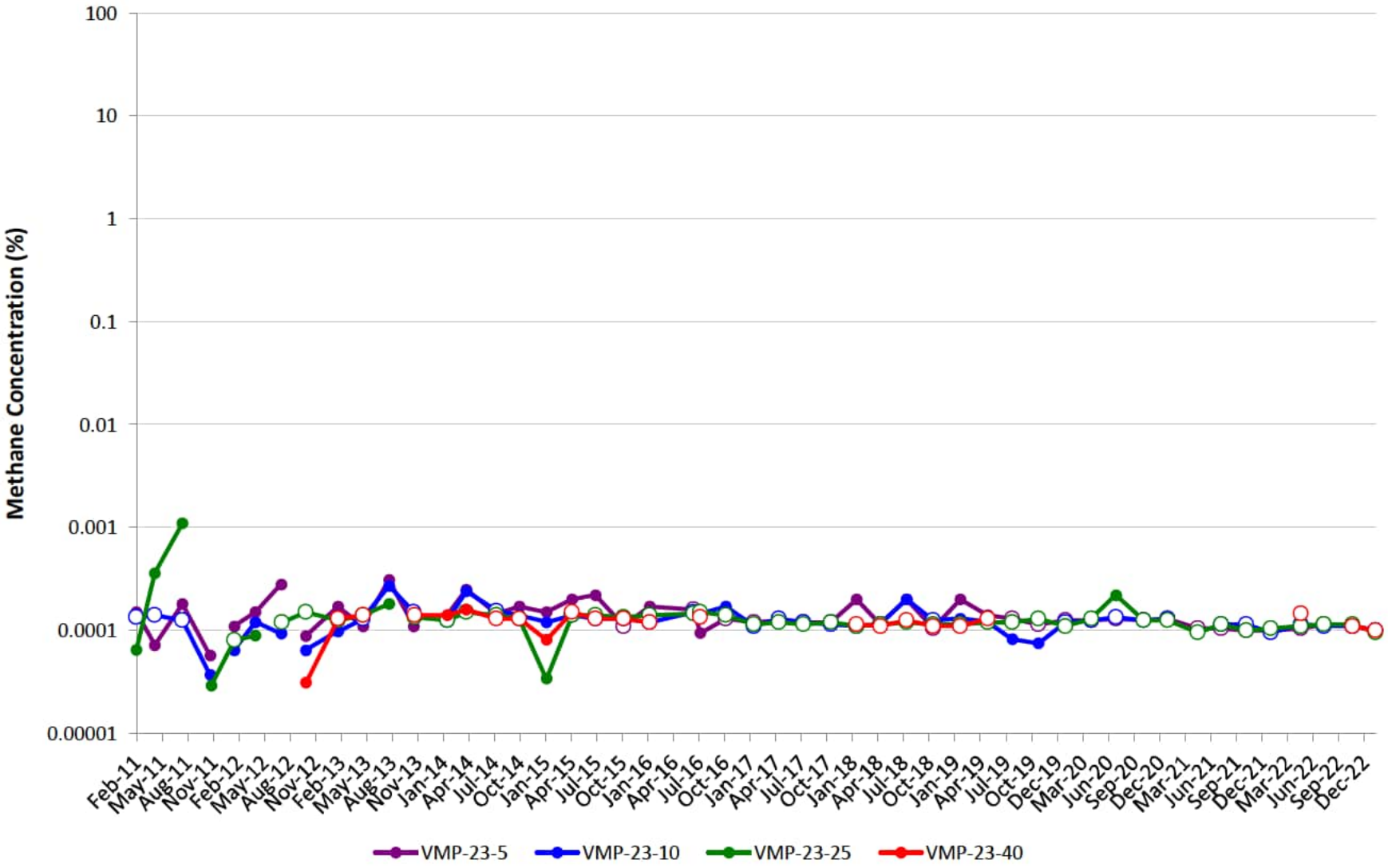

VMP-24

Note: Open circles are non-detect results shown at ½ the reporting limit (PQL). Maximum result from parent/duplicate pair shown.
Gap in plot line indicates sample not able to be collected due to site conditions, or that ports were not sampled on the same day of the quarterly event.

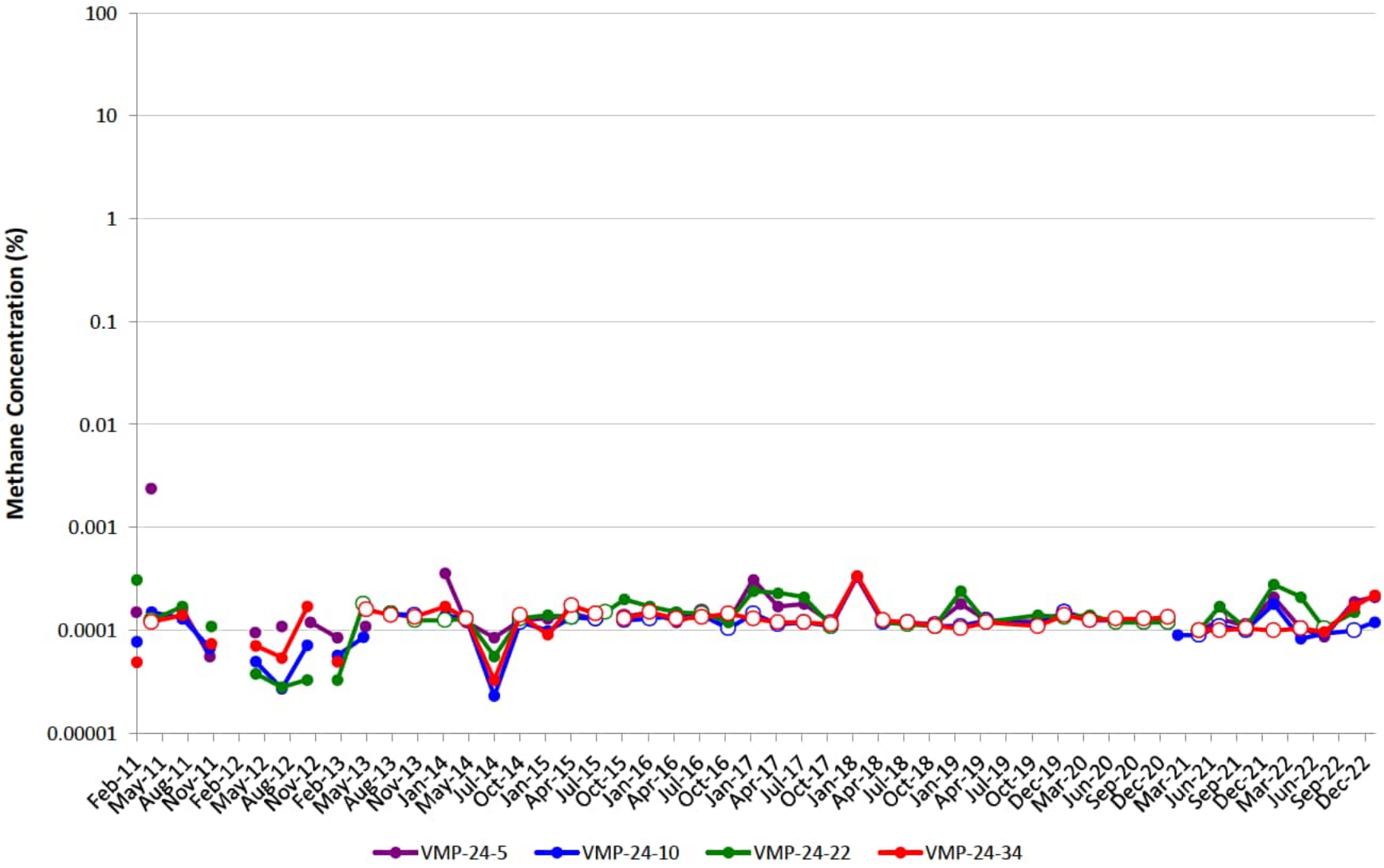

VMP-25

Note: Open circles are non-detect results shown at ½ the reporting limit (PQL). Maximum result from parent/duplicate pair shown.
Gap in plot line indicates sample not able to be collected due to site conditions, or that ports were not sampled on the same day of the quarterly event.
Effective 2Q18, samples will no longer be collected at VMP-25-31 due to port integrity.

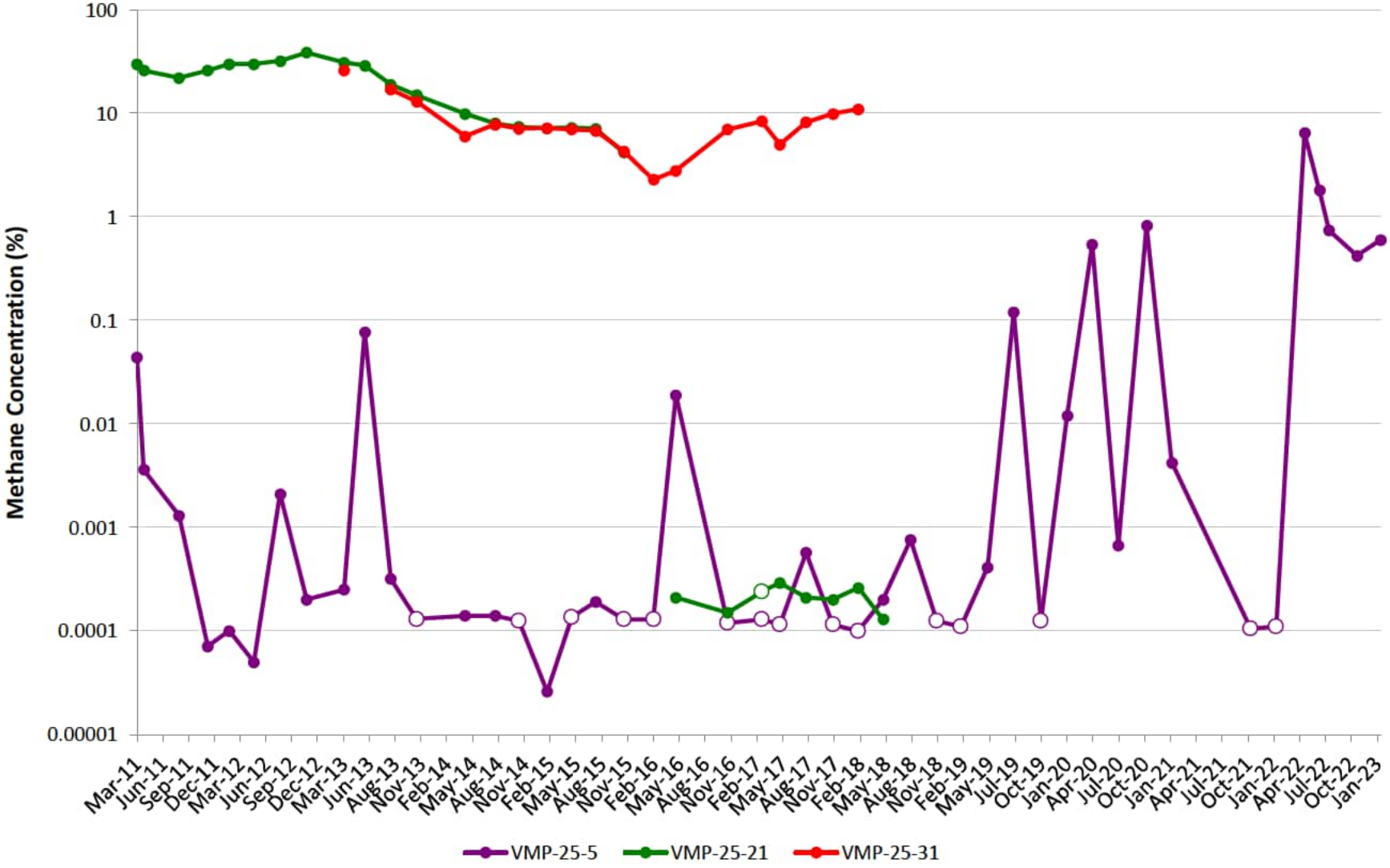

VMP-29

Note: Open circles are non-detect results shown at ½ the reporting limit (PQL). Maximum result from parent/duplicate pair shown.
Gap in plot line indicates sample not able to be collected due to site conditions, or that ports were not sampled on the same day of the quarterly event.
VMP-29 was abandoned in January 2023 prior to the 1Q23 sampling event.

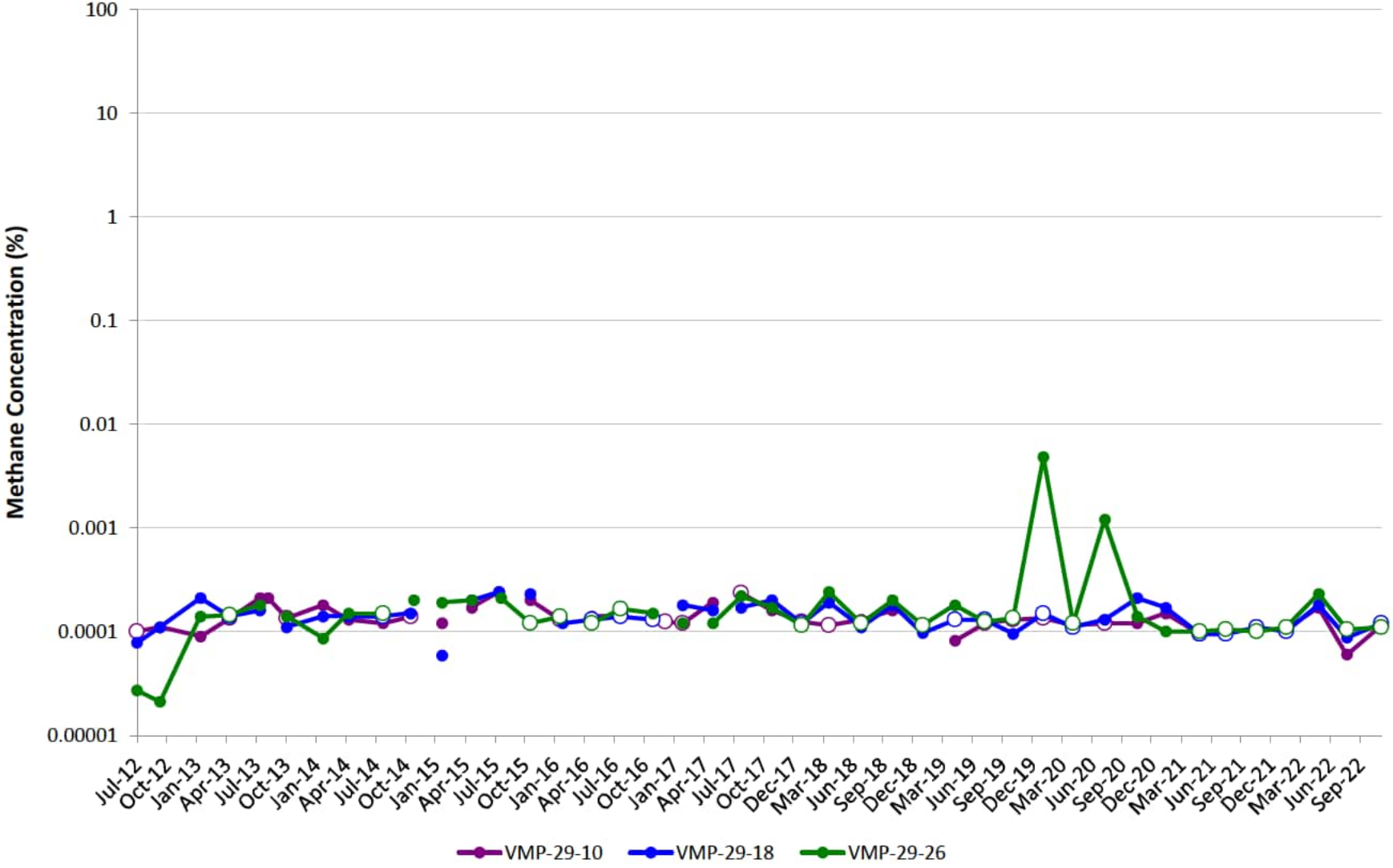

VMP-30

Note: Open circles are non-detect results shown at ½ the reporting limit (PQL). Maximum result from parent/duplicate pair shown.
Gap in plot line indicates sample not able to be collected due to site conditions, or that ports were not sampled on the same day of the quarterly event.
VMP-30 was abandoned in January 2023 prior to the 1Q23 sampling event.

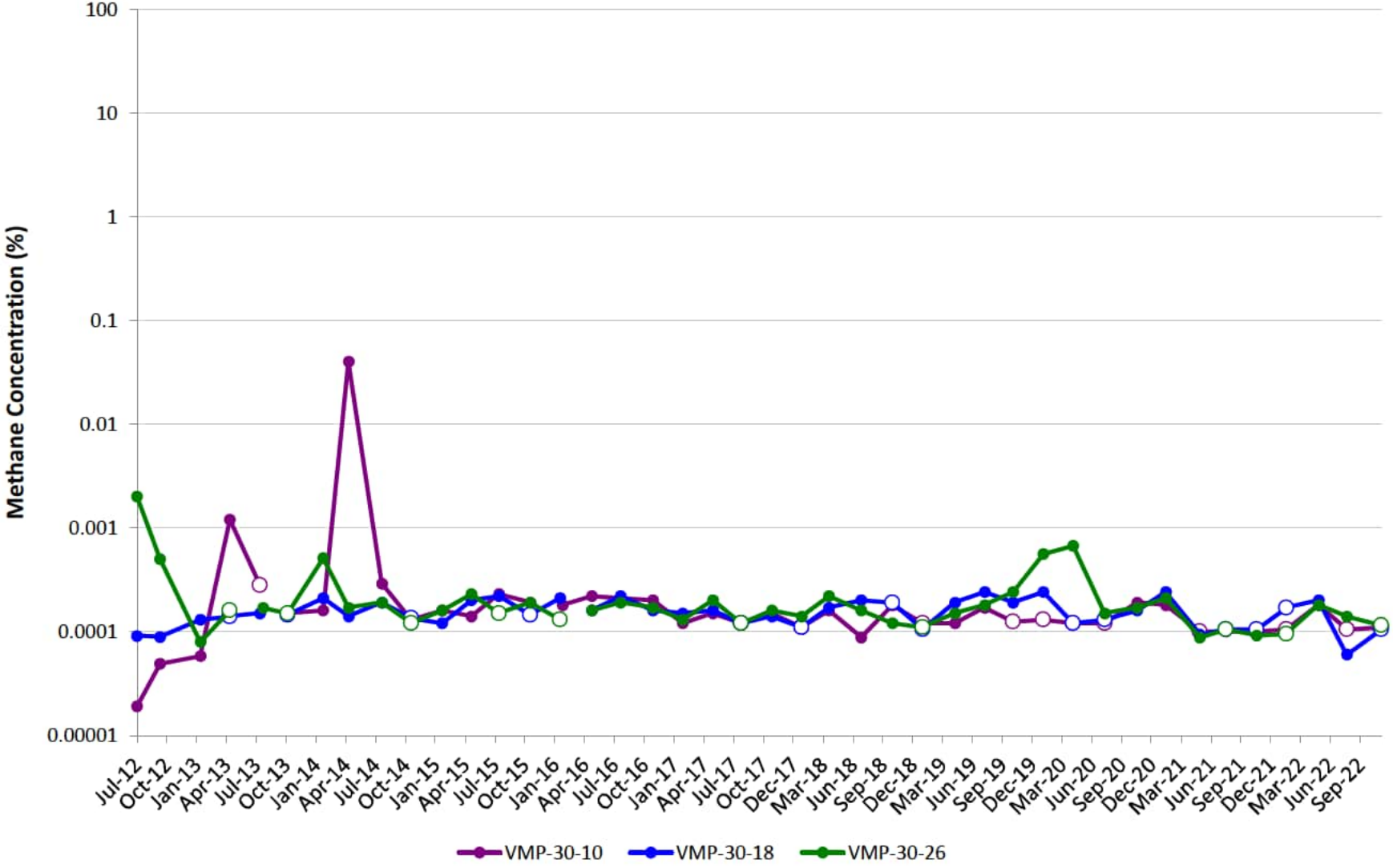

VMP-32

Note: Open circles are non-detect results shown at ½ the reporting limit (PQL). Maximum result from parent/duplicate pair shown.
Gap in plot line indicates sample not able to be collected due to site conditions, or that ports were not sampled on the same day of the quarterly event.

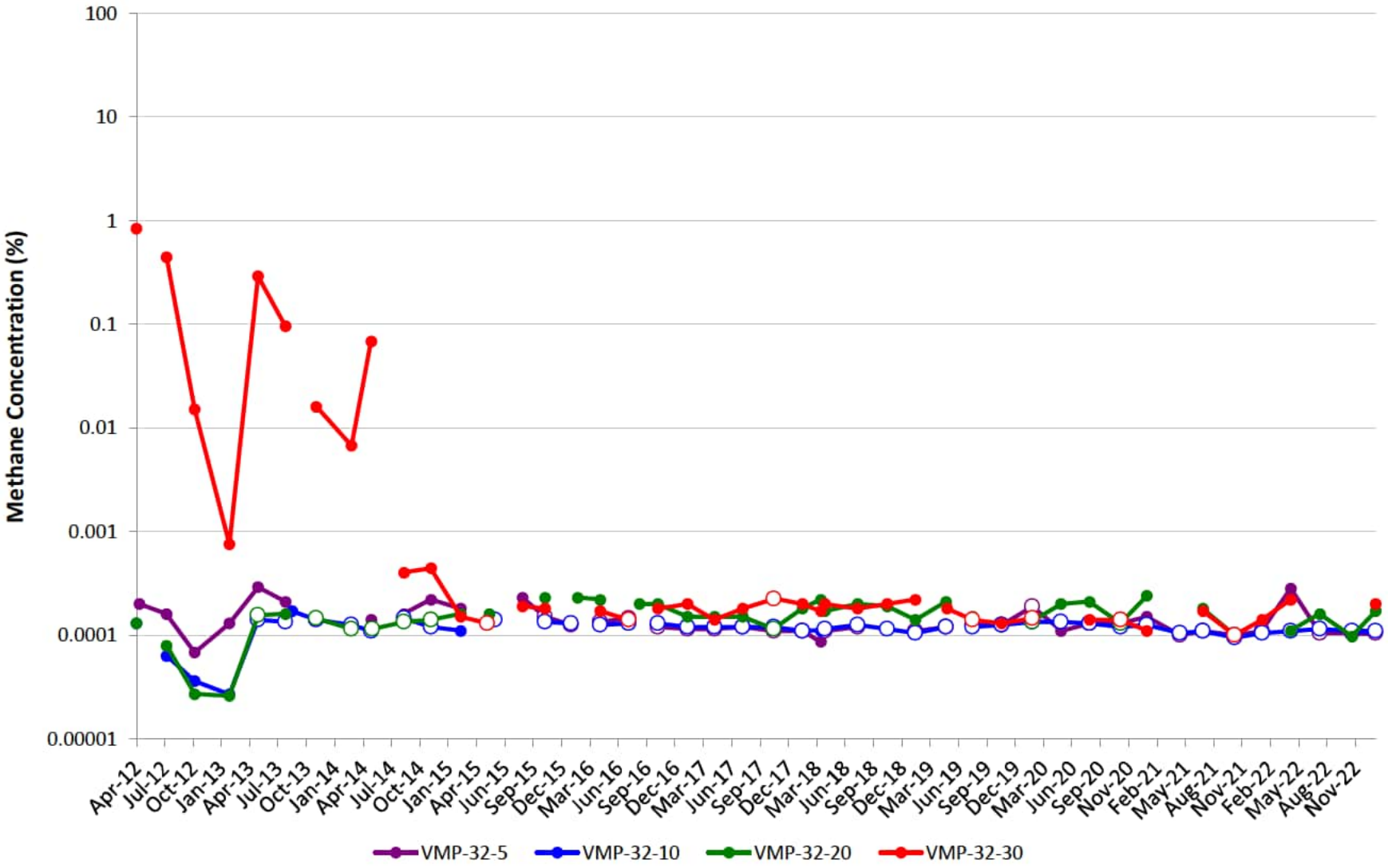

VMP-41

Note: Open circles are non-detect results shown at ½ the reporting limit (PQL). Maximum result from parent/duplicate pair shown.
Gap in plot line indicates sample not able to be collected due to site conditions, or that ports were not sampled on the same day of the quarterly event.

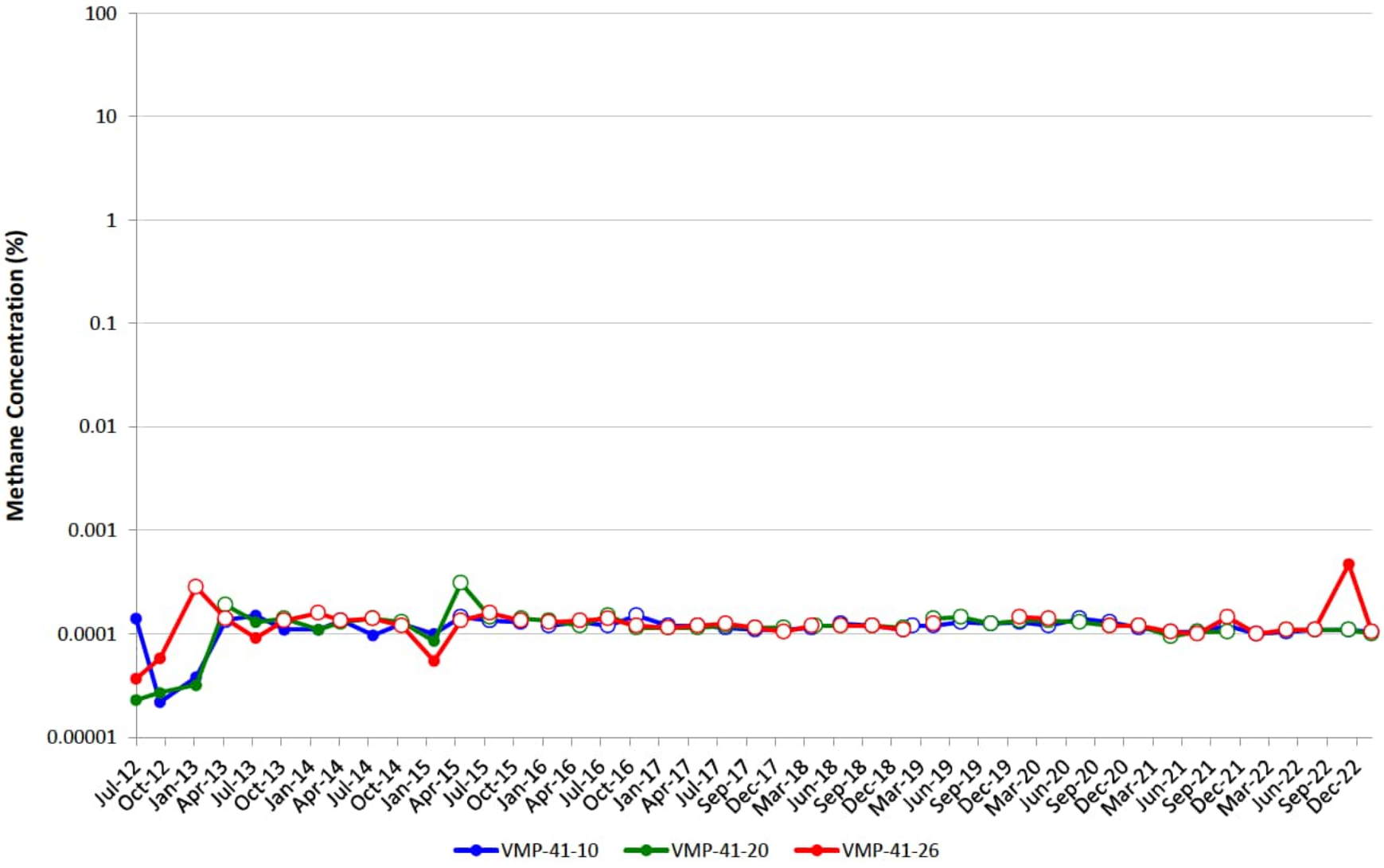

VMP-42

Note: Open circles are non-detect results shown at ½ the reporting limit (PQL). Maximum result from parent/duplicate pair shown.
Gap in plot line indicates sample not able to be collected due to site conditions, or that ports were not sampled on the same day of the quarterly event.

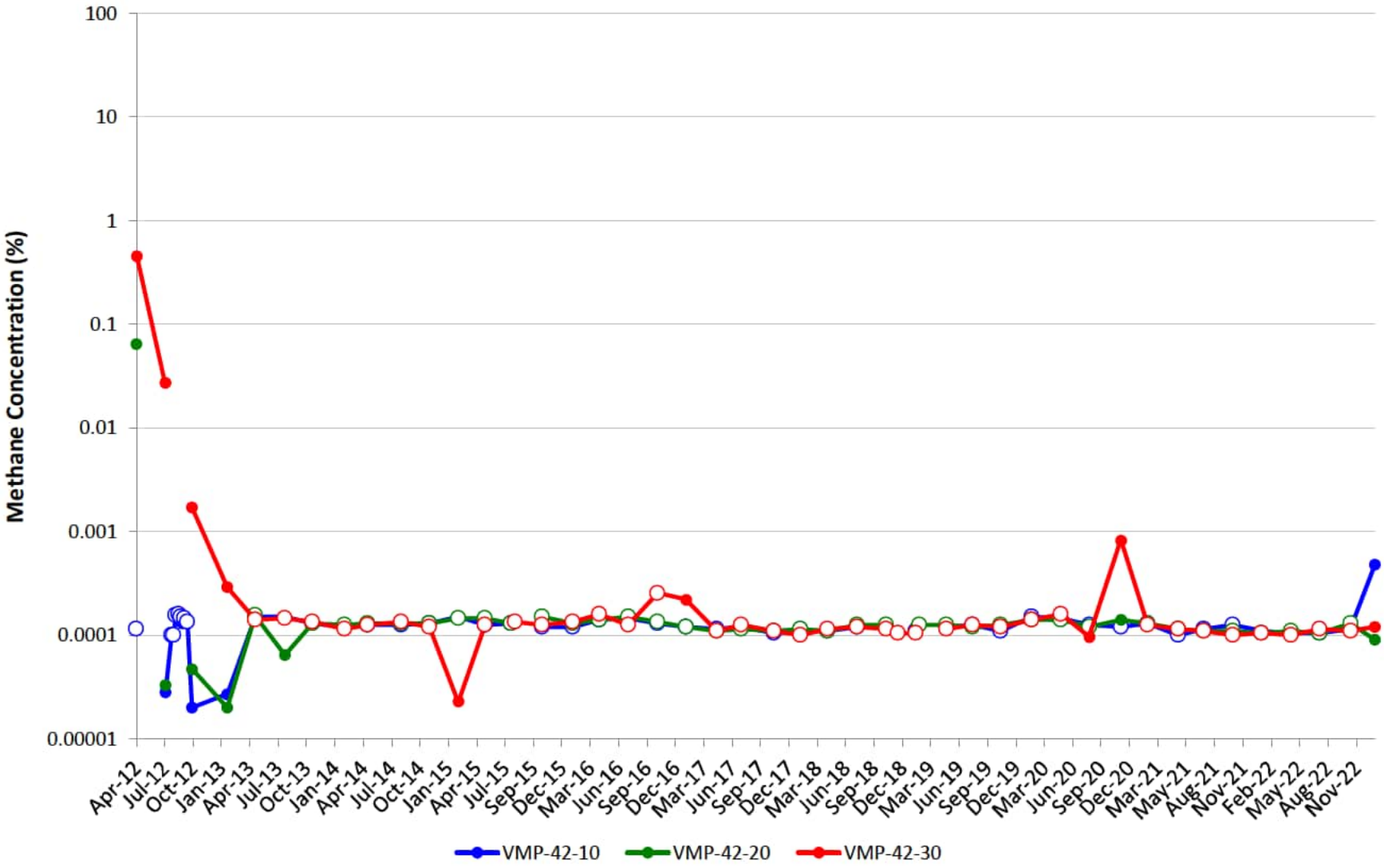

VMP-43

Note: Open circles are non-detect results shown at ½ the reporting limit (PQL). Maximum result from parent/duplicate pair shown.
Gap in plot line indicates sample not able to be collected due to site conditions, or that ports were not sampled on the same day of the quarterly event.

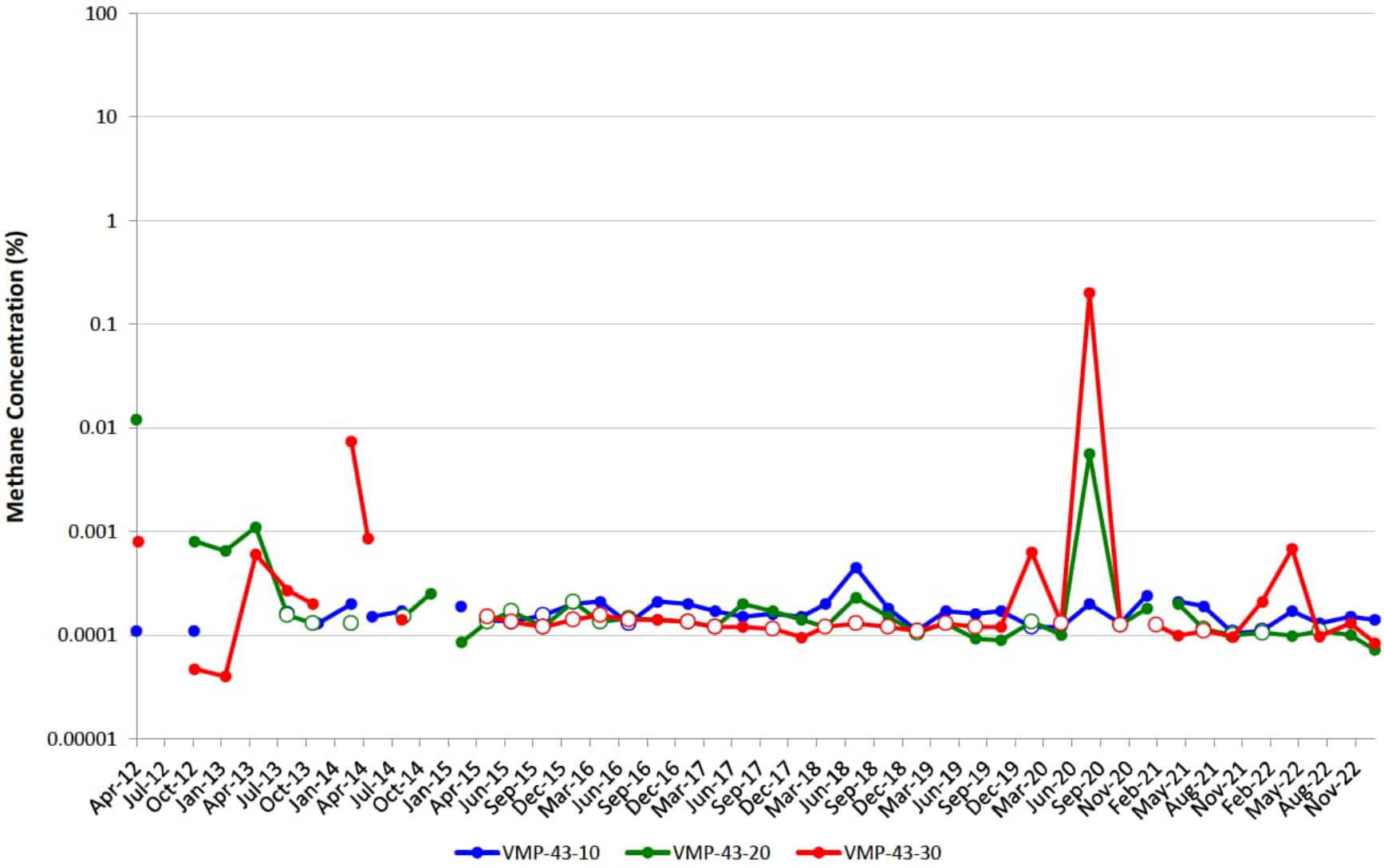

VMP-44

Note: Open circles are non-detect results shown at ½ the reporting limit (PQL). Maximum result from parent/duplicate pair shown.
Gap in plot line indicates sample not able to be collected due to site conditions, or that ports were not sampled on the same day of the quarterly event.
Effective 4Q20, samples will no longer be collected at VMP-44 due to port integrity.

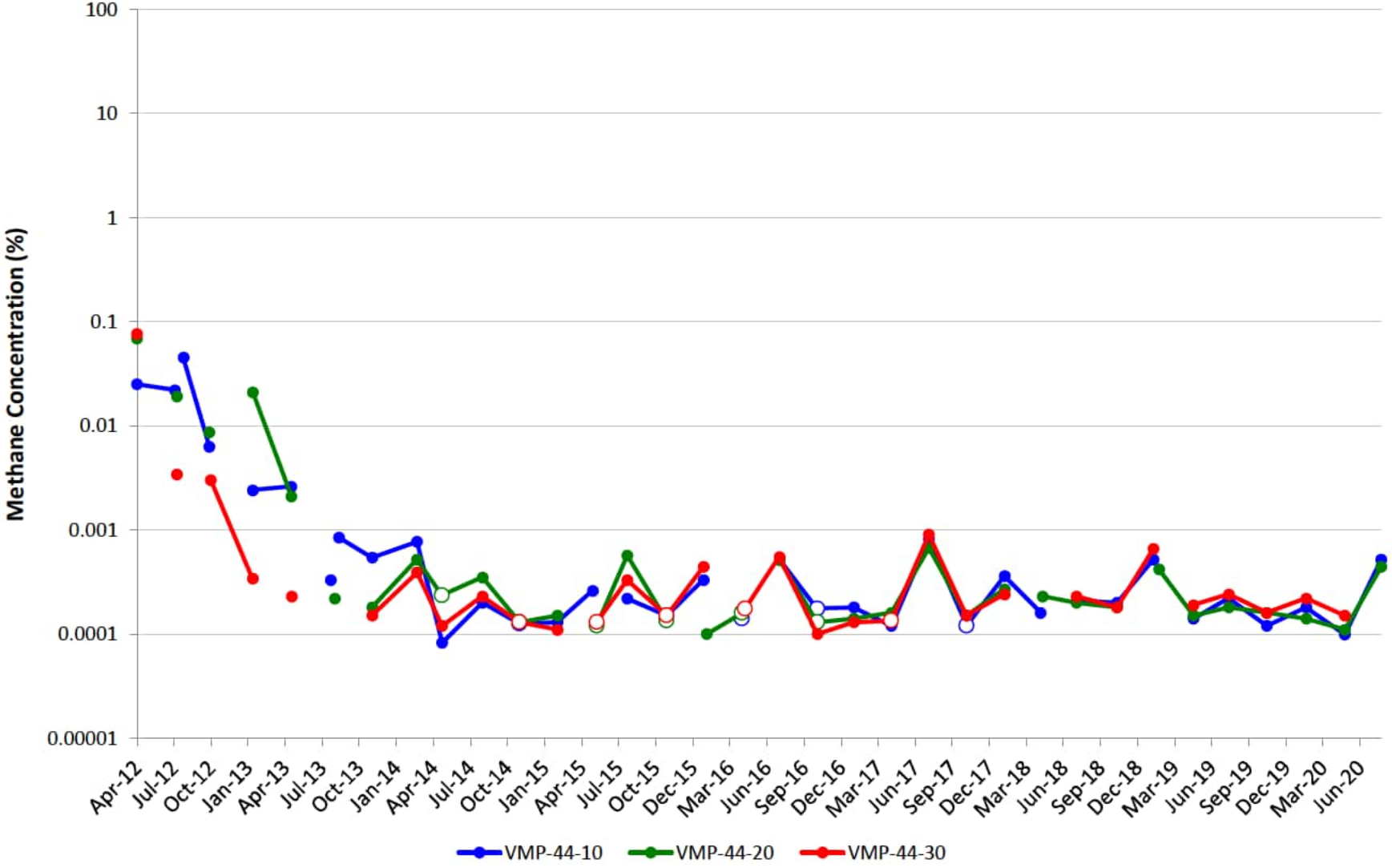

VMP-45

Note: Open circles are non-detect results shown at ½ the reporting limit (PQL). Maximum result from parent/duplicate pair shown.
Gap in plot line indicates sample not able to be collected due to site conditions, or that ports were not sampled on the same day of the quarterly event.

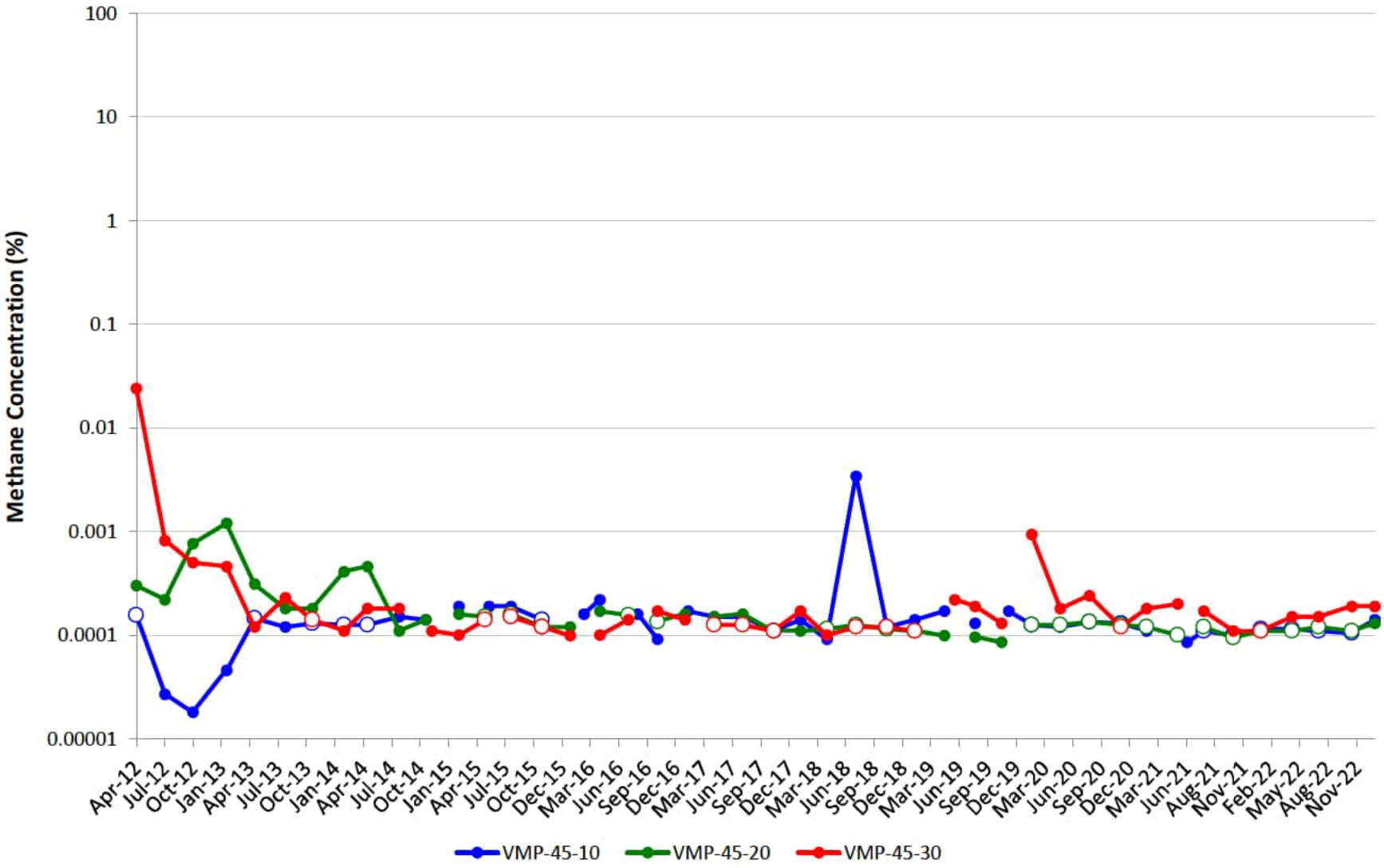

VMP-47

Note: Open circles are non-detect results shown at ½ the reporting limit (PQL). Maximum result from parent/duplicate pair shown.
Gap in plot line indicates sample not able to be collected due to site conditions, or that ports were not sampled on the same day of the quarterly event.

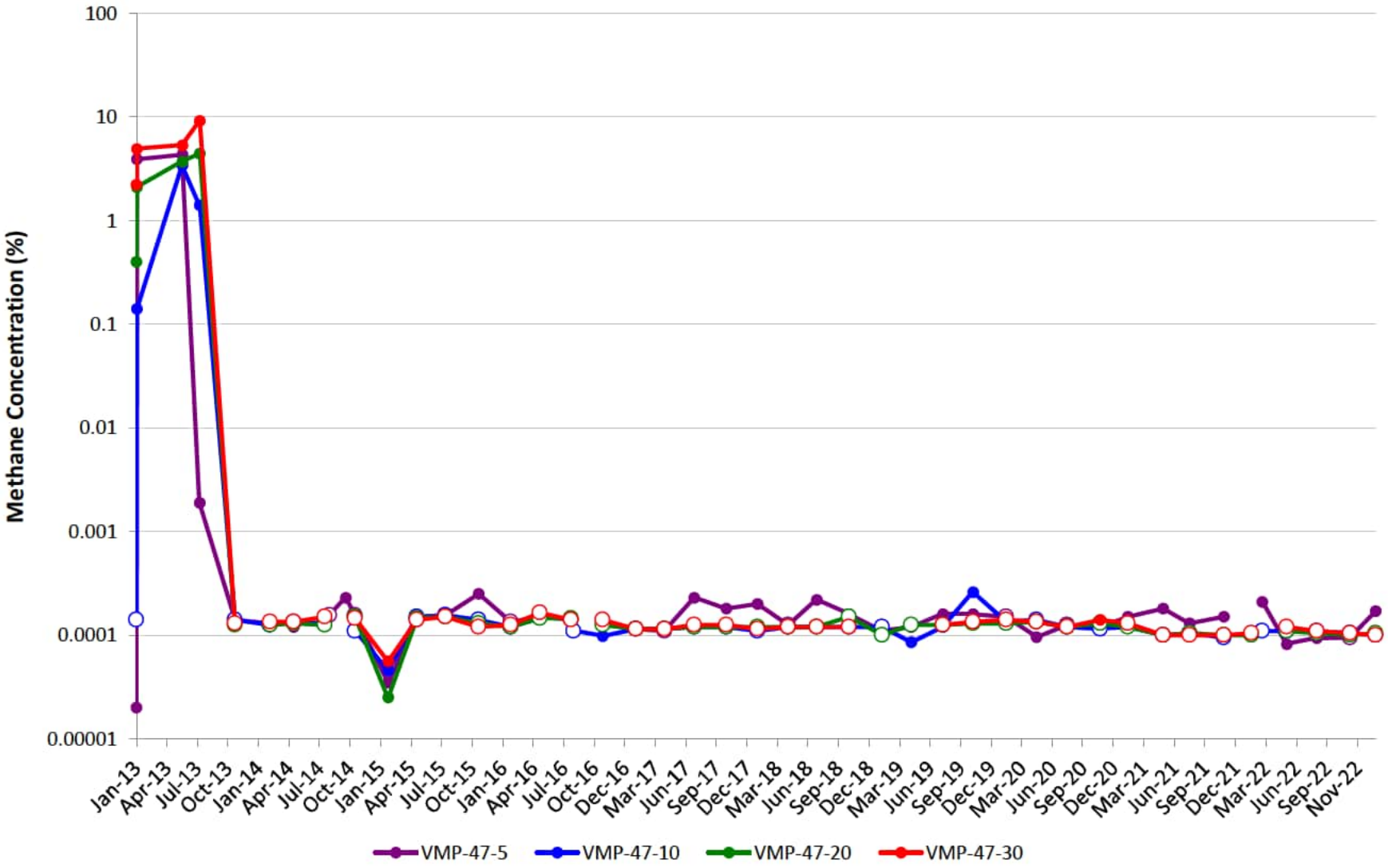

VMP-48

Note: Open circles are non-detect results shown at ½ the reporting limit (PQL). Maximum result from parent/duplicate pair shown.
Gap in plot line indicates sample not able to be collected due to site conditions, or that ports were not sampled on the same day of the quarterly event.

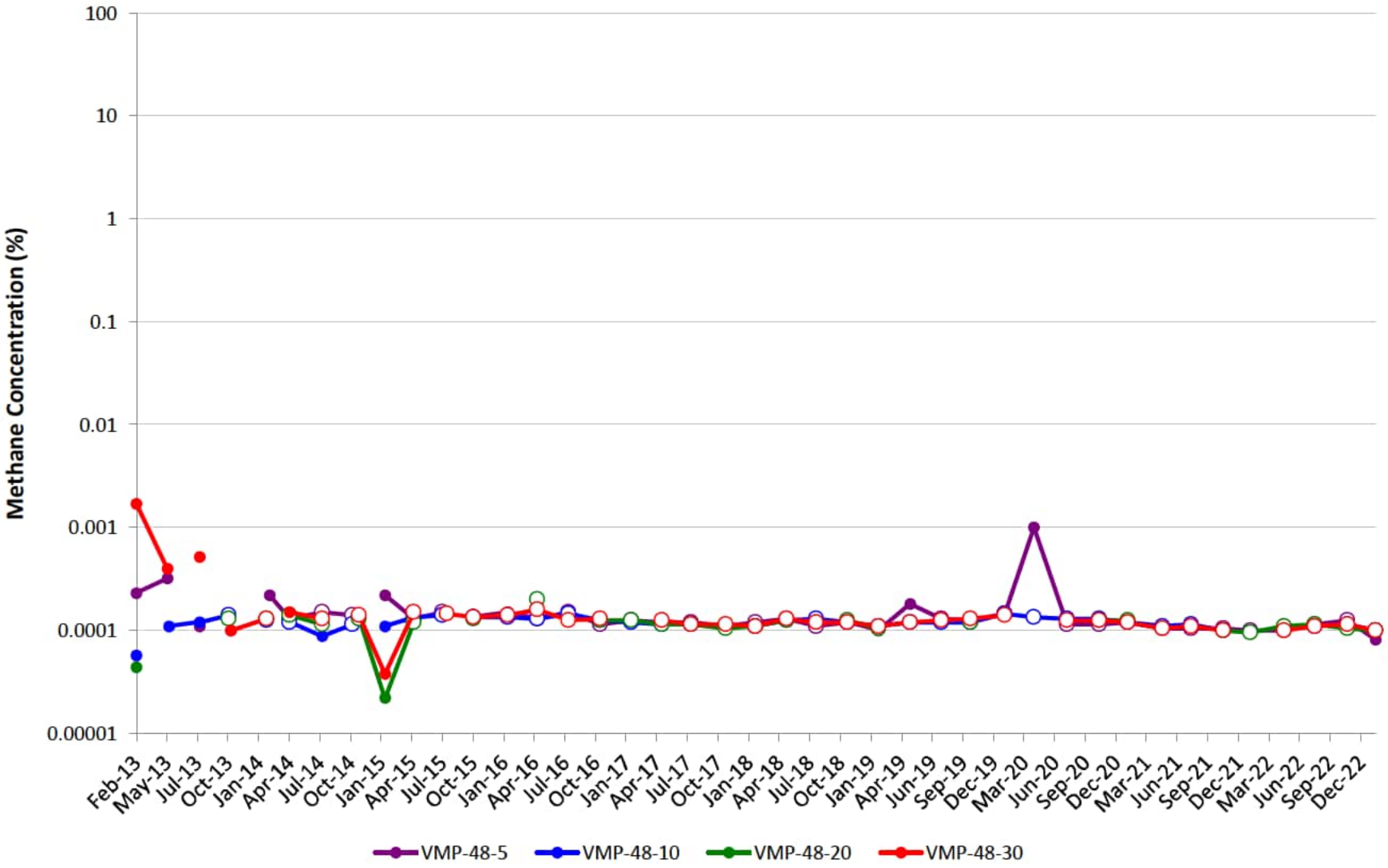

VMP-49

Note: Open circles are non-detect results shown at ½ the reporting limit (PQL). Maximum result from parent/duplicate pair shown.
Gap in plot line indicates sample not able to be collected due to site conditions, or that ports were not sampled on the same day of the quarterly event.

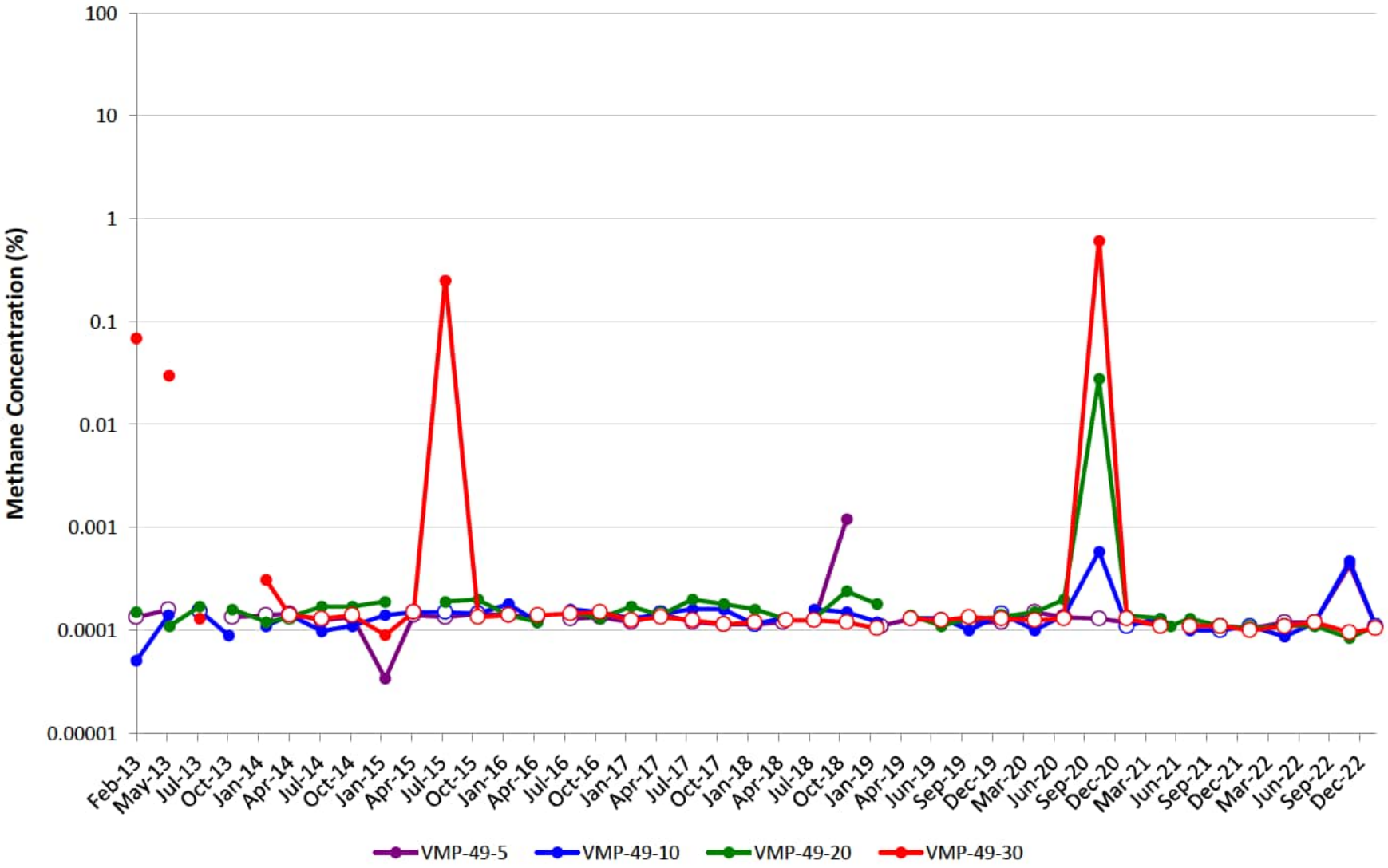

VMP-50

Note: Open circles are non-detect results shown at ½ the reporting limit (PQL). Maximum result from parent/duplicate pair shown.
Gap in plot line indicates sample not able to be collected due to site conditions, or that ports were not sampled on the same day of the quarterly event.
Natural gas utility line leak near VMP-50 was discovered by Ameren Illinois on May 1, 2018 and repaired on May 31, 2018.

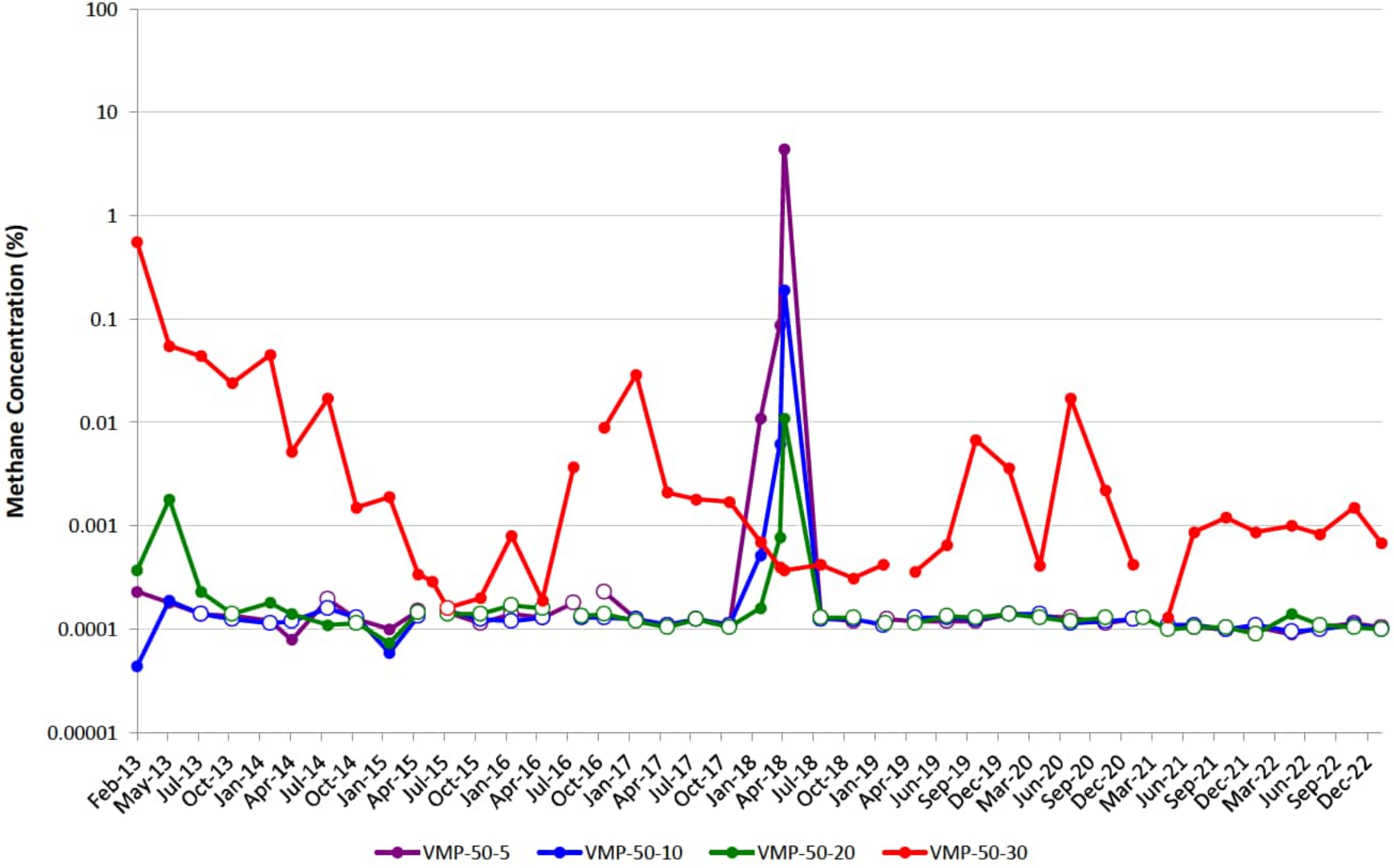

VMP-51

Note: Open circles are non-detect results shown at ½ the reporting limit (PQL). Maximum result from parent/duplicate pair shown.
Gap in plot line indicates sample not able to be collected due to site conditions, or that ports were not sampled on the same day of the quarterly event.

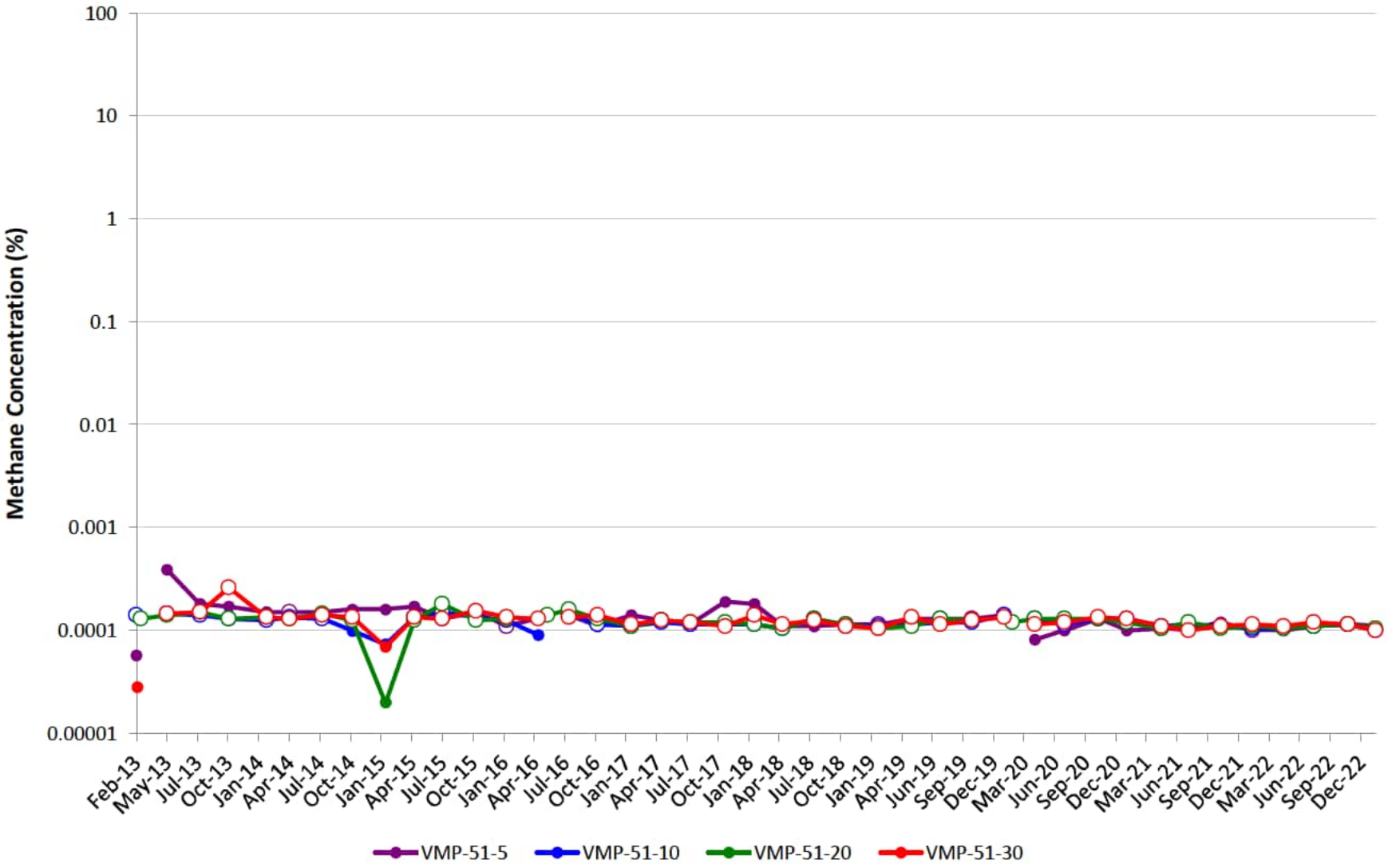

VMP-52

Note: Open circles are non-detect results shown at ½ the reporting limit (PQL). Maximum result from parent/duplicate pair shown.
Gap in plot line indicates sample not able to be collected due to site conditions, or that ports were not sampled on the same day of the quarterly event.

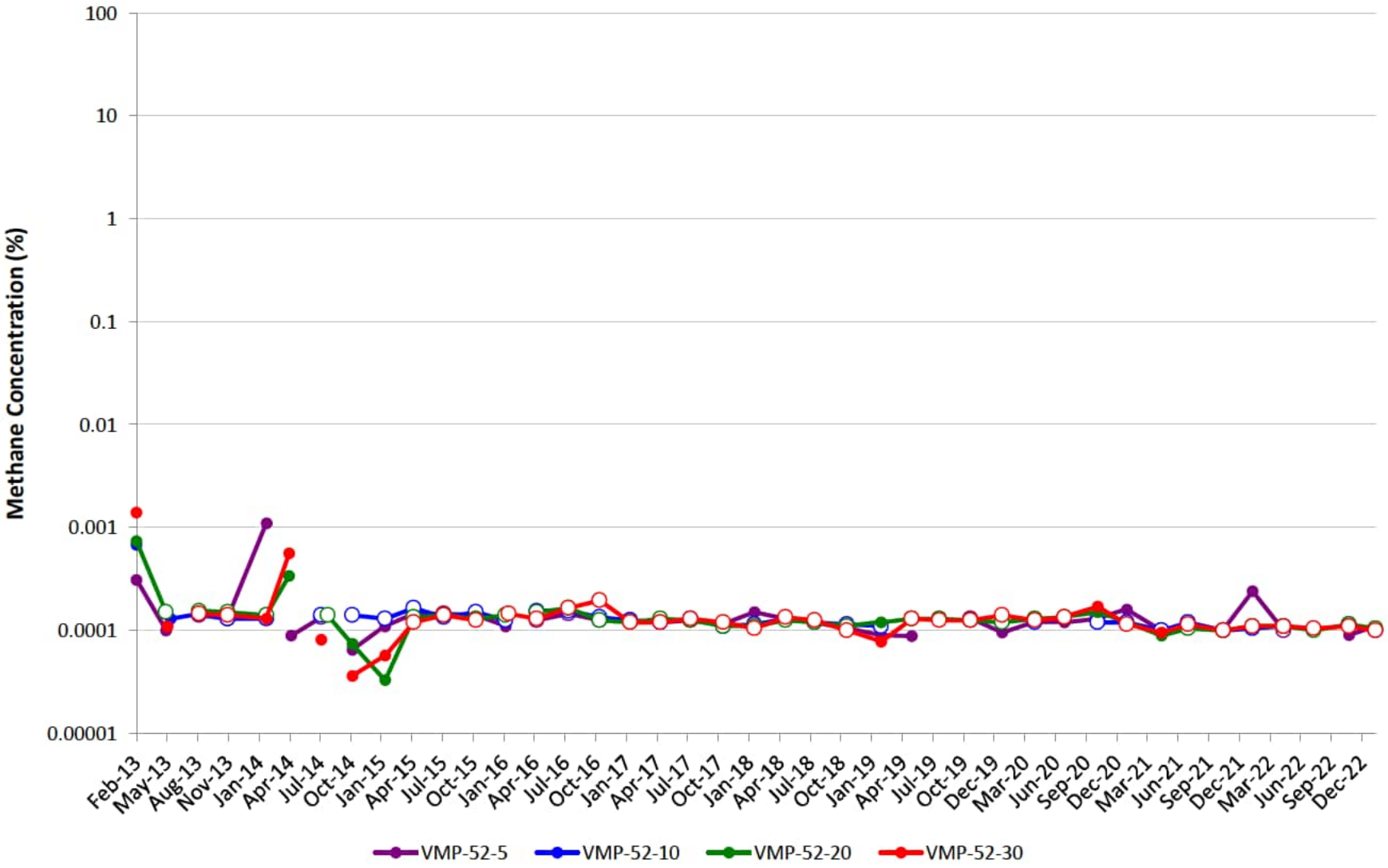

VMP-53

Note: Open circles are non-detect results shown at ½ the reporting limit (PQL). Maximum result from parent/duplicate pair shown.
Gap in plot line indicates sample not able to be collected due to site conditions, or that ports were not sampled on the same day of the quarterly event.

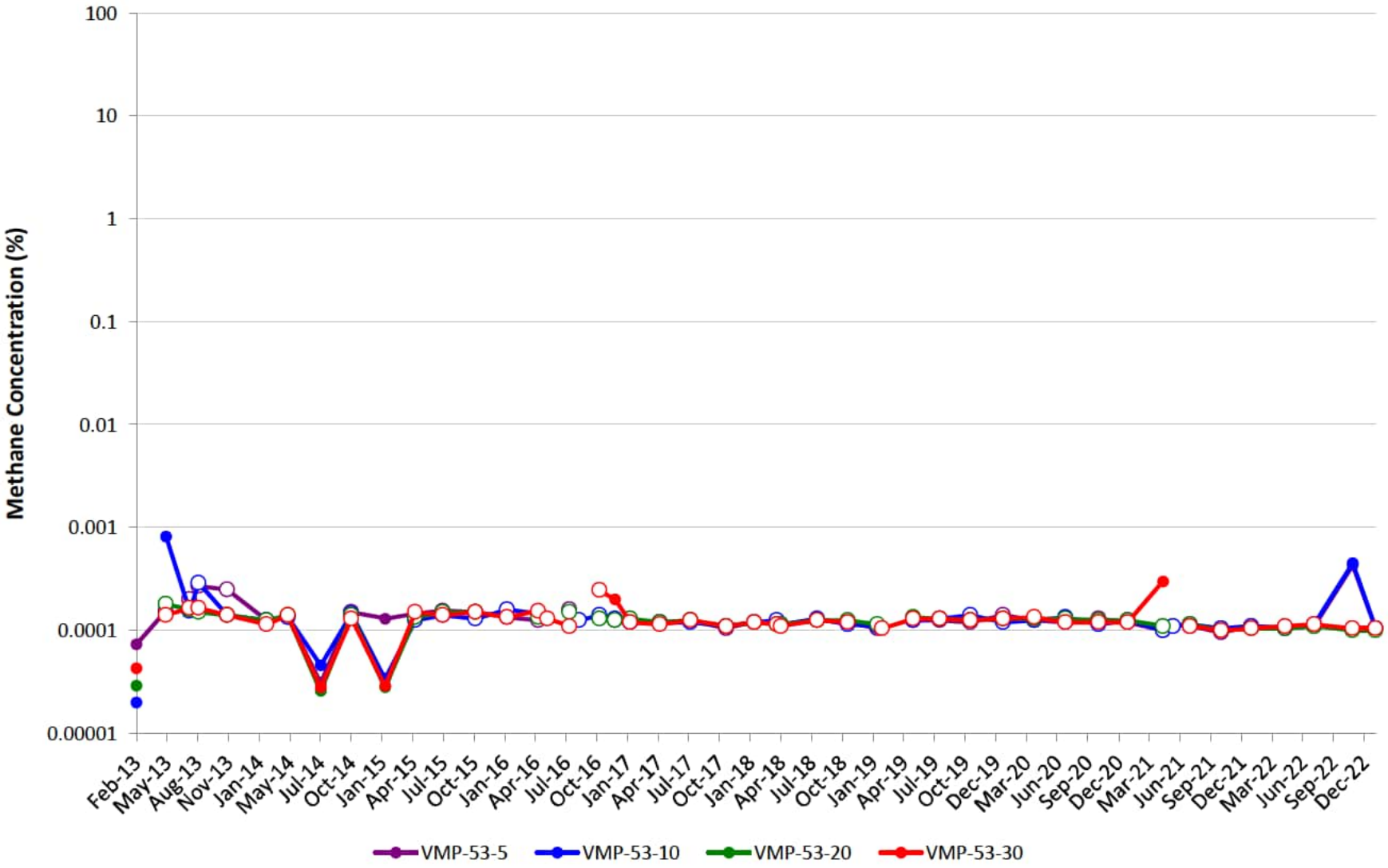

VMP-54

Note: Open circles are non-detect results shown at ½ the reporting limit (PQL). Maximum result from parent/duplicate pair shown.
Gap in plot line indicates sample not able to be collected due to site conditions, or that ports were not sampled on the same day of the quarterly event.

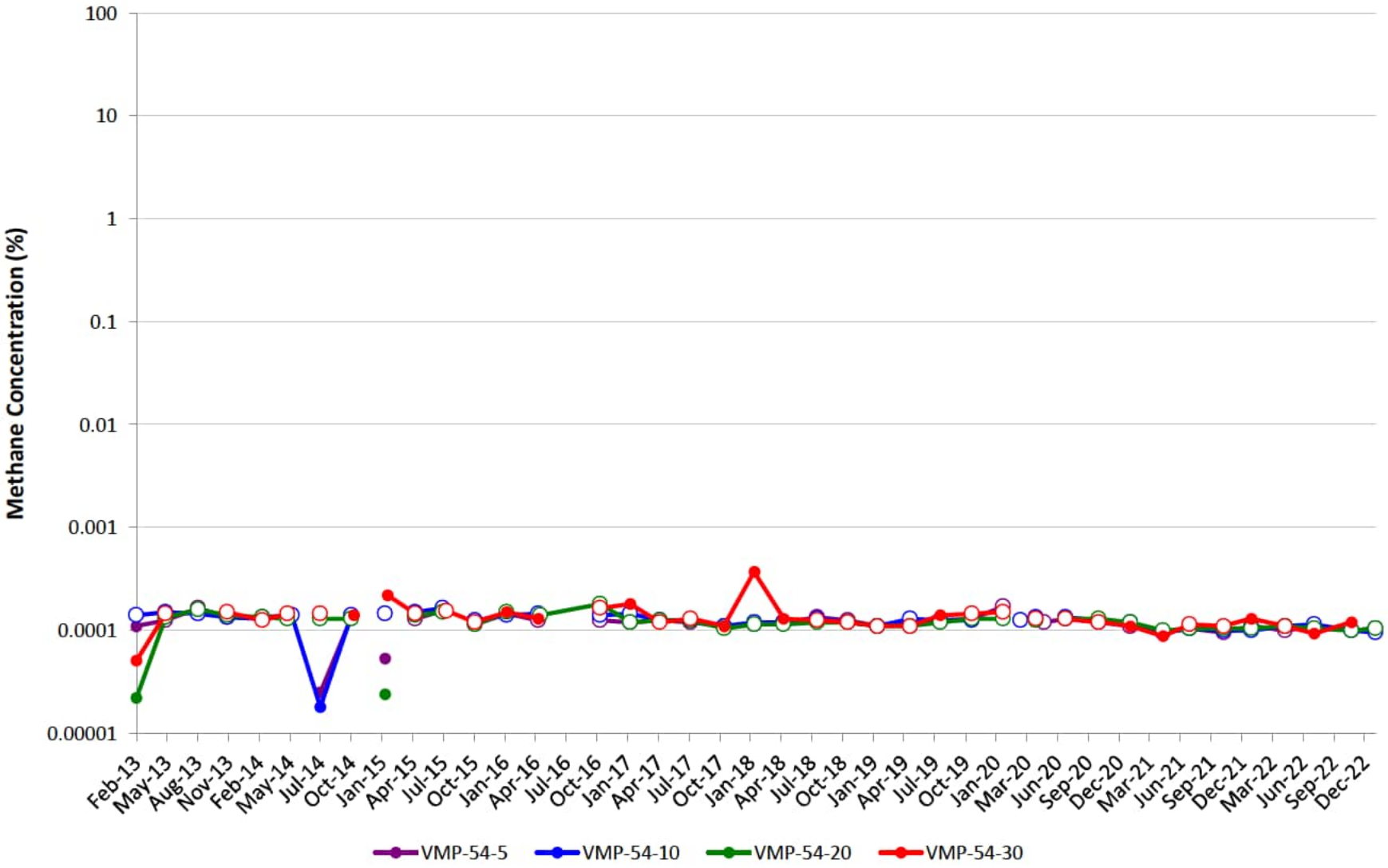

VMP-55

Note: Open circles are non-detect results shown at ½ the reporting limit (PQL). Maximum result from parent/duplicate pair shown.
Gap in plot line indicates sample not able to be collected due to site conditions, or that ports were not sampled on the same day of the quarterly event.

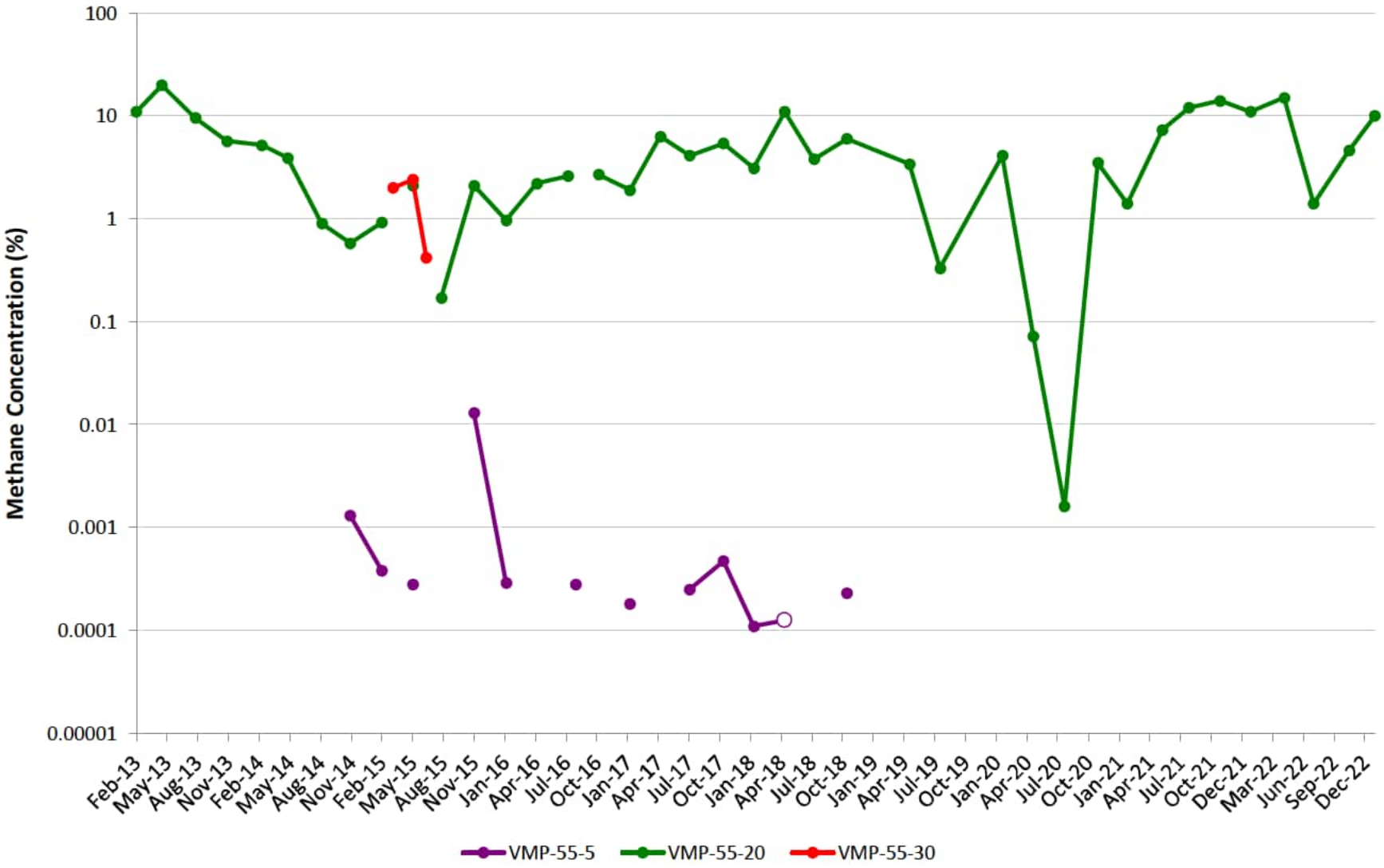

VMP-56

Note: Open circles are non-detect results shown at ½ the reporting limit (PQL). Maximum result from parent/duplicate pair shown.
Gap in plot line indicates sample not able to be collected due to site conditions, or that ports were not sampled on the same day of the quarterly event.

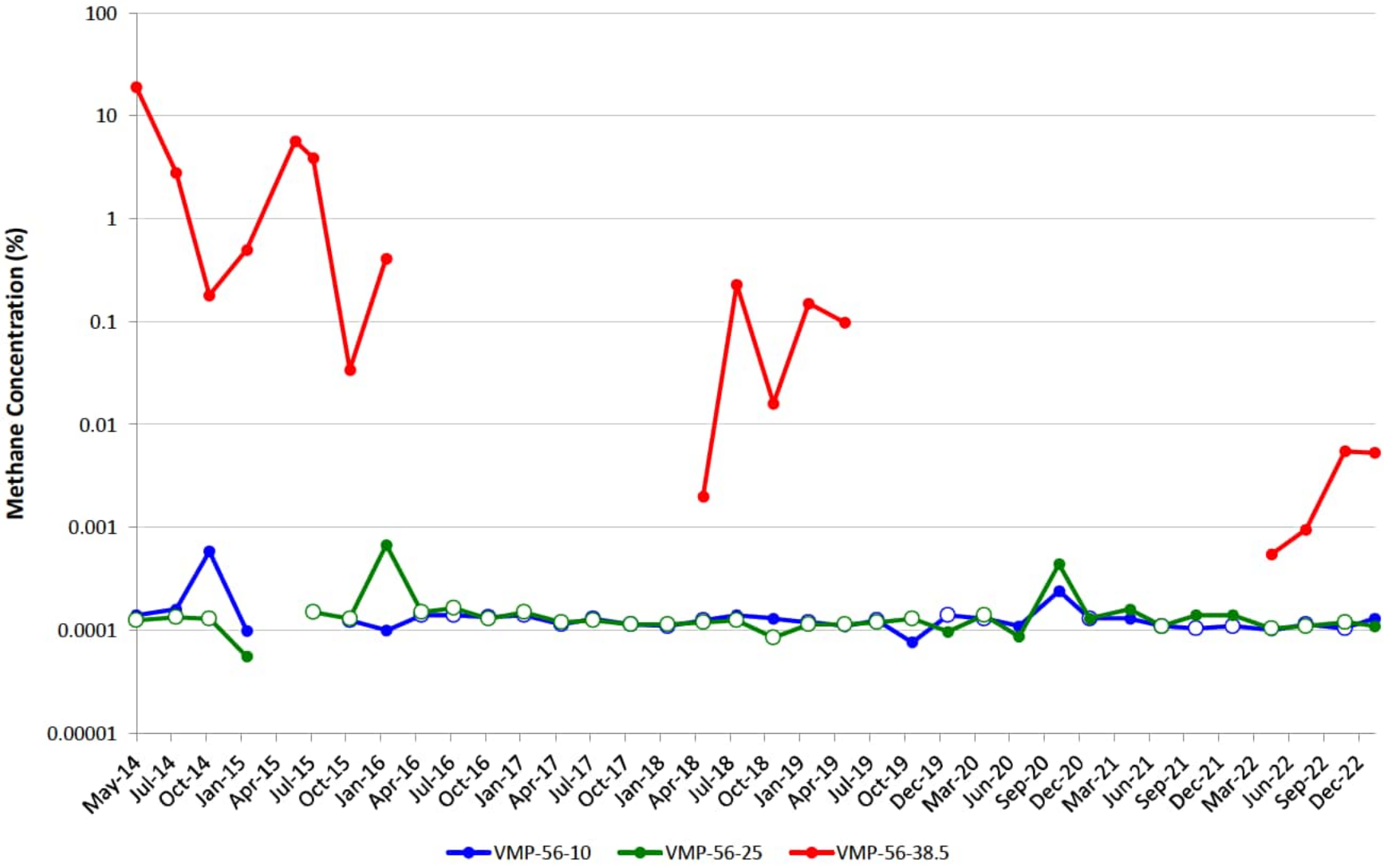

VMP-62

Note: Open circles are non-detect results shown at ½ the reporting limit (PQL). Maximum result from parent/duplicate pair shown.
Gap in plot line indicates sample not able to be collected due to site conditions, or that ports were not sampled on the same day of the quarterly event.

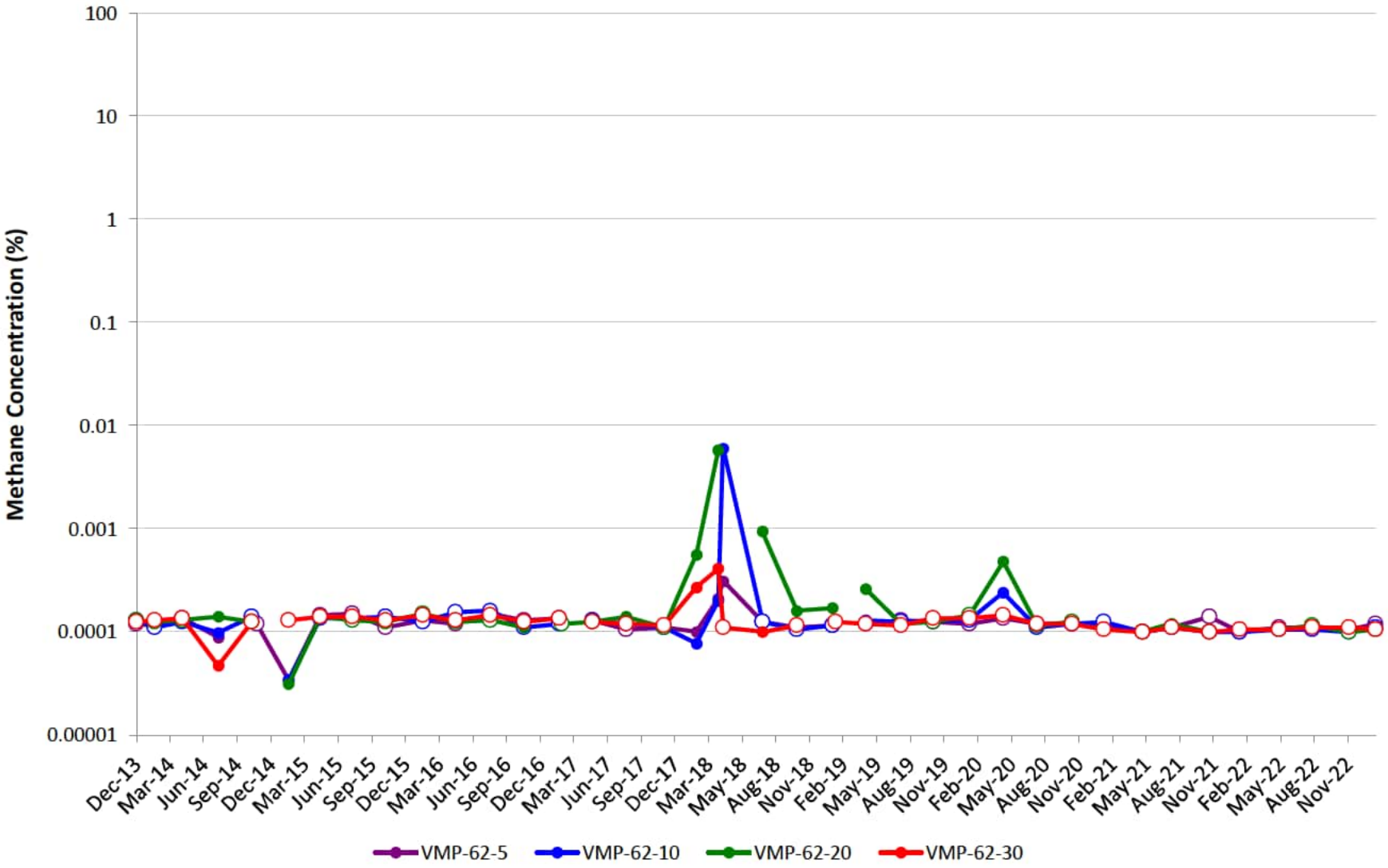

VMP-63

Note: Open circles are non-detect results shown at ½ the reporting limit (PQL). Maximum result from parent/duplicate pair shown.
Gap in plot line indicates sample not able to be collected due to site conditions, or that ports were not sampled on the same day of the quarterly event.

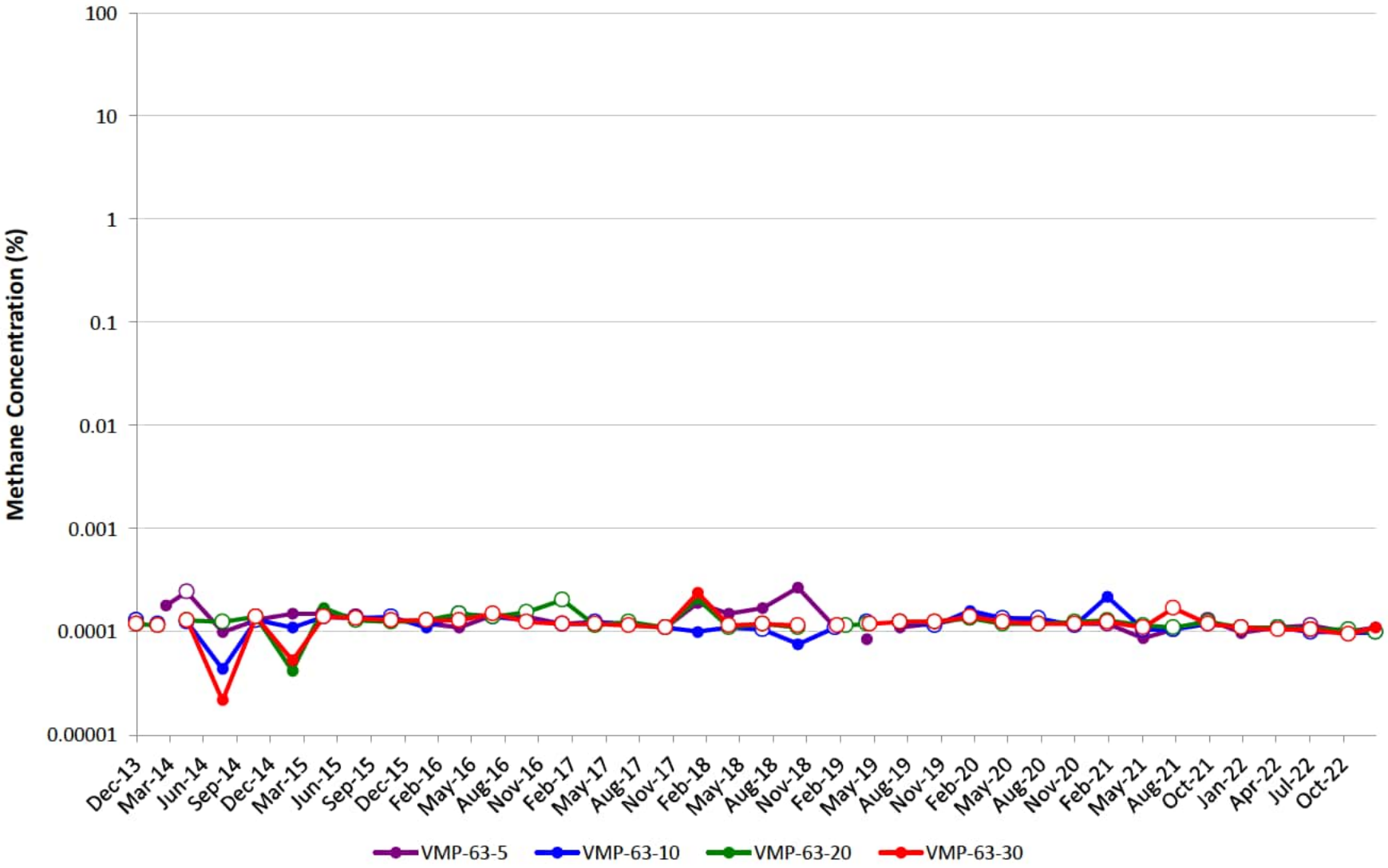

VMP-64

Note: Open circles are non-detect results shown at ½ the reporting limit (PQL). Maximum result from parent/duplicate pair shown.
Gap in plot line indicates sample not able to be collected due to site conditions, or that ports were not sampled on the same day of the quarterly event.

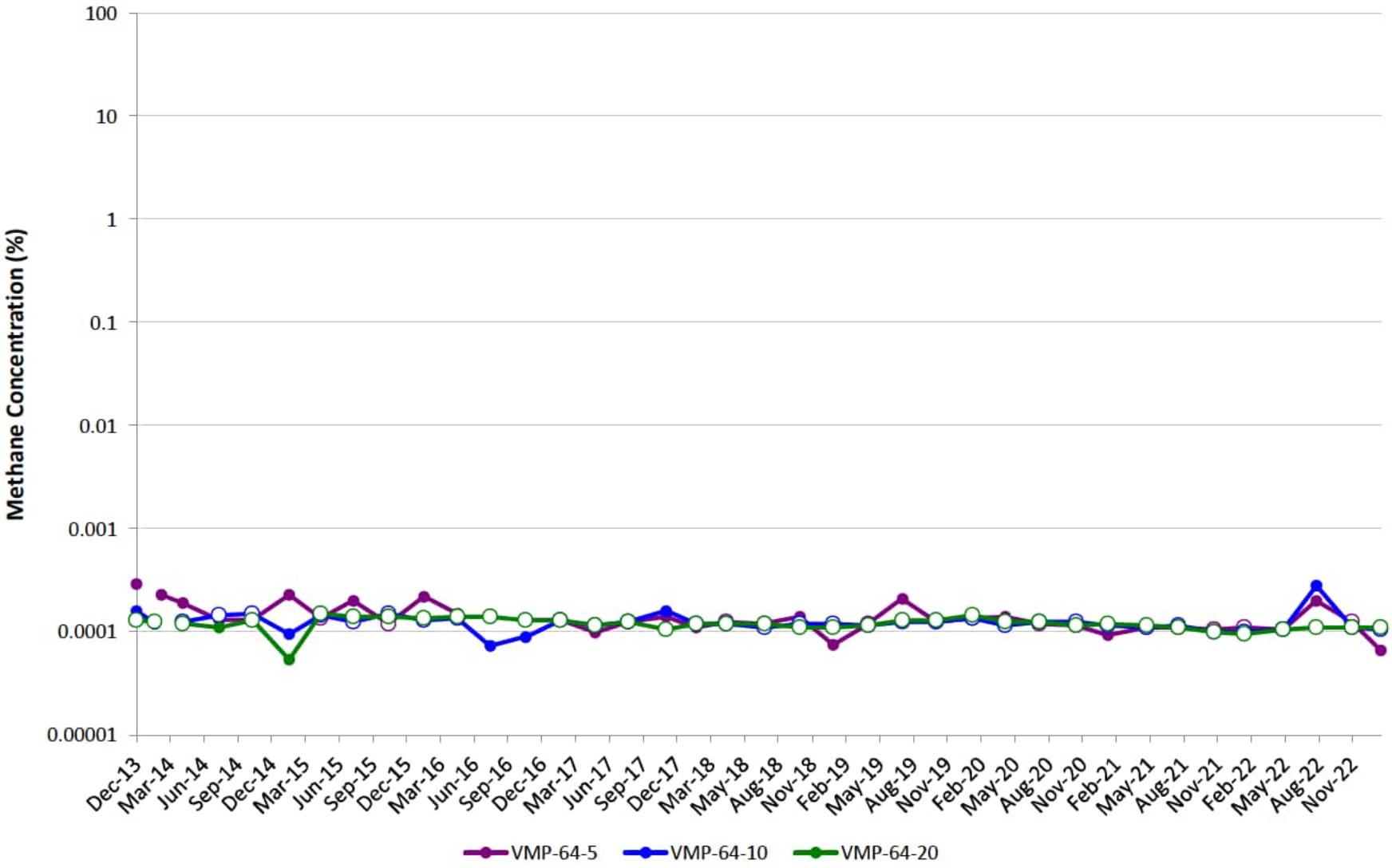

Appendix C
SVE System Operating Efficiency and Maintenance Chronology

APPENDIX C
SVE SYSTEM OPERATING EFFICIENCY

January-23		Hours of Operation	February-23		Hours of Operation	March-23		Hours of Operation
Date	Hours		Date	Hours		Date	Hours	
1	24	24	1	24	24	1	24	21.17
2	24	24	2	24	24	2	24	23.43
3	24	24	3	24	14.53	3	24	24
4	24	24	4	24	24	4	24	24
5	24	24	5	24	24	5	24	24
6	24	24	6	24	24	6	24	24
7	24	24	7	24	23.42	7	24	24
8	24	24	8	24	24	8	24	24
9	24	24	9	24	22.32	9	24	23.8
10	24	24	10	24	24	10	24	24
11	24	24	11	24	24	11	24	24
12	24	24	12	24	24	12	24	24
13	24	24	13	24	24	13	24	24
14	24	24	14	24	22.52	14	24	24
15	24	24	15	24	19.13	15	24	23.87
16	24	24	16	24	24	16	24	24
17	24	24	17	24	24	17	24	24
18	24	24	18	24	24	18	24	24
19	24	24	19	24	24	19	24	24
20	24	24	20	24	23.27	20	24	24
21	24	24	21	24	23.75	21	24	23.78
22	24	24	22	24	24	22	24	24
23	24	24	23	24	24	23	24	24
24	24	24	24	24	24	24	24	24
25	24	24	25	24	24	25	24	24
26	24	24	26	24	24	26	24	24
27	24	24	27	24	23.97	27	24	24
28	24	24	28	24	24	28	24	24
29	24	24				29	24	24
30	24	3.28				30	24	24
31	24	13.95				31	24	19.5
Totals	**744**	**713.23**	**Totals**	**672**	**652.91**	**Totals**	**744**	**735.55**
% Up Time		**95.86%**	**% Up Time**		**97.16%**	**% Up Time**		**98.86%**

APPENDIX C
SVE SYSTEM MAINTENANCE CHRONOLOGY

- **January 03, 2023–** Drained condensate from both system compressors and performed bubble test on natural gas line.

- **January 09, 2023–** Drained condensate from both system compressors and performed bubble test on natural gas line.

- **January 16, 2023–** Drained condensate from both system compressors and performed bubble test on natural gas line.

- **January 23, 2023–** Drained condensate from both system compressors and performed bubble test on natural gas line.

- **January 31, 2023–** Drained condensate from both system compressors and performed bubble test on natural gas line.

- **February 01, 2023–** Power Supply Industries Inc. replaced contact relay on the rotary air compressor.

- **February 06, 2023–** Drained condensate from both system compressors and performed bubble test on natural gas line.

- **February 07, 2023– 800 hour maintenance –** Replaced WFL VLS filter and pre-filter, replaced PW VLS pre-filter, replaced blower filter and pre-filter, replaced combustion filter, greased all system fittings, and replaced system data card. Tested AST, VLS and process room floats.

- **February 09, 2023–** Changed the blower oil and changed the oil in the Champion air compressor.

- **February 10, 2023–** Cleaned WFL and PW VLS float systems and housings.

- **February 13, 2023–** Drained condensate from both system compressors and performed bubble test on natural gas line.

- **February 14, 2023–** Cleaned both WFL and PW VLS units.

- **February 15, 2023–** Power Supply Industries Inc. replaced rotary air compressor temperature switch, replaced air-oil separator, and replaced coolant filter. Power Supply Industries Inc. also replaced Poppet #2 actuator, replaced Poppet #2 solenoid, replaced Poppet #2 mufflers, and changed oil from the poppet valve oiler.

- **February 17, 2023–** Cleaned WFL and PW VLS float systems and housings.

- **February 20, 2023–** Drained condensate from both system compressors and performed bubble test on natural gas line.

- **February 27, 2023–** Drained condensate from both system compressors and performed bubble test on natural gas line. Adjusted Poppet #2 mufflers.

- **March 01, 2023–** Replaced rotary air compressor dryer. Replaced Anguil stack high/low limit switch.

APPENDIX C
SVE SYSTEM MAINTENANCE CHRONOLOGY

- **March 02, 2023– 800 hour maintenance –** Replaced WFL VLS pre-filter, replaced PW VLS pre-filter, replaced blower pre-filter, replaced combustion filter, greased all system fittings, and replaced system data card. Tested AST, VLS and process room floats.

- **March 06, 2023–** Drained condensate from both system compressors and performed bubble test on natural gas line.

- **March 08, 2023–** WFL AST interstitial vacuum set from -10 in/hg to -20 in/hg. Adjusted Poppet #2 mufflers.

- **March 10, 2023–** Cleaned WFL VLS float system and housing.

- **March 13, 2023–** Drained condensate from both system compressors and performed bubble test on natural gas line.

- **March 17, 2023–** Cleaned WFL VLS float system and housing.

- **March 20, 2023–** Drained condensate from both system compressors and performed bubble test on natural gas line.

- **March 21, 2023–** Replaced WFL VLS pre-filter.

- **March 24, 2023–** Cleaned WFL VLS float system and housing.

- **March 27, 2023–** Drained condensate from both system compressors and performed bubble test on natural gas line.

- **March 31, 2023–** Cleaned WFL VLS float system and housing.

Appendix D
SVE System Leg Flow Rates

SEE LAST PAGE OF TABLE FOR NOTES

APPENDIX D
SVE SYSTEM LEG FLOW RATES

Date	Red Leg Flow[1] (SCFM)	Blue Leg Flow[1] (SCFM)	Green Leg Flow[1] (SCFM)	Teal Leg Flow[1] (SCFM)	Purple Leg Flow[1] (SCFM)	Brown Leg Flow[1] (SCFM)
4/5/2022	141	8	0	133	88	0
4/14/2022	144	25	0	29	140	0
4/19/2022	154	41	0	63	135	0
4/25/2022	152	0	0	54	139	0
5/2/2022	126	83	0	52	123	0
5/10/2022	150	89	0	52	151	0
5/17/2022	147	90	0	57	164	0
5/23/2022	164	53	0	51	129	0
6/1/2022	153	50	0	52	140	0
6/7/2022	148	53	0	53	131	0
6/14/2022	147	55	0	51	149	0
6/20/2022	151	52	0	52	160	0
6/28/2022	152	52	0	48	149	0
7/6/2022	147	53	0	53	124	0
7/12/2022	151	55	0	53	119	0
7/20/2022	141	38	0	41	106	0
7/27/2022	149	54	0	52	105	0
8/2/2022	151	54	0	56	96	0
8/9/2022	149	54	0	62	101	0
8/23/2022	153	52	0	59	117	0
9/1/2022	149	53	0	61	116	0
9/6/2022	147	52	0	56	109	0
9/13/2022	145	56	0	54	125	0
9/20/2022	146	35	0	40	121	0
9/27/2022	141	52	0	56	116	0
10/3/2022	146	51	0	56	94	0
10/10/2022	151	49	0	140	81	0
10/18/2022	146	37	0	31	70	0
10/25/2022	143	34	0	46	91	0
11/1/2022	135	36	0	36	79	0
11/9/2022	127	32	0	39	83	0
11/14/2022	126	39	0	36	76	0
11/22/2022	128	53	0	61	95	0
12/1/2022	130	56	0	73	100	0
12/7/2022	128	51	0	74	104	0
12/13/2022	127	53	0	70	116	0
12/19/2022	129	47	0	65	104	0
12/29/2022	135	54	0	85	164	0

APPENDIX D
SVE SYSTEM LEG FLOW RATES

Date	Red Leg Flow[1] (SCFM)	Blue Leg Flow[1] (SCFM)	Green Leg Flow[1] (SCFM)	Teal Leg Flow[1] (SCFM)	Purple Leg Flow[1] (SCFM)	Brown Leg Flow[1] (SCFM)
1/5/2023	148	33	0	62	146	0
1/10/2023	141	33	0	55	153	0
1/16/2023	136	35	0	52	138	0
1/24/2023	126	35	0	43	119	0
2/1/2023	142	54	0	69	206	0
2/7/2023	136	58	0	56	160	0
2/14/2023	128	56	0	70	143	0
2/22/2023	121	32	0	59	153	0
3/1/2023	121	55	0	64	150	0
3/6/2023	118	52	0	73	149	0
3/14/2023	125	54	0	60	169	0
3/22/2023	137	64	0	70	150	0
3/28/2023	129	55	0	57	143	0

[1]USEPA Method 2 "Determination of Stack Gas Velocity and Volumetric Flow Rate (Type S Pitot Tube)" specifies hat a default pitot tube coefficient of 0.99 shall be used to calculate flow if he coefficient is unknown and the tube is designed according to the criteria of Sections 6.7.1 to 6.7.5 of this method. During the 2nd Quarter 2013, a review of the calculation was performed and it was noted that a 0.67 coefficient should be used for the specific pitot tubes used to collect data at the site. AECOM has corrected the previously calculated mass removal to reflect the 0.67 pitot tube coefficient.

[2]Brown Leg was shut off on December 20, 2017.

[3]Green Leg was shut off on July 7, 2020.

Appendix E
Total Header Hydrocarbon Concentrations

SEE LAST PAGE OF TABLE FOR NOTES

APPENDIX E
TOTAL HEADER HYDROCARBON CONCENTRATIONS

Date	West Fenceline Concentration (ppmv)	Public Works Concentration (ppmv)
4/5/2022	20,700	30,800
4/14/2022	21,600	60,570
4/19/2022	23,800	56,310
4/25/2022	24,200	61,650
5/2/2022	21,200	66,260
5/10/2022	20,900	54,270
5/17/2022	27,300	61,400
5/23/2022	25,300	58,740
6/1/2022	26,500	54,160
6/7/2022	25,200	66,370
6/14/2022	24,900	48,280
6/20/2022	25,900	47,320
6/28/2022	25,500	50,500
7/6/2022	21,300	51,190
7/12/2022	19,900	48,200
7/20/2022	21,300	59,420
7/27/2022	20,200	65,860
8/2/2022	20,100	43,210
8/9/2022	20,400	67,910
8/23/2022	16,900	61,640
9/1/2022	23,500	49,550
9/6/2022	22,300	45,570
9/13/2022	23,100	49,520
9/20/2022	23,500	45,700
9/27/2022	23,400	41,530
10/3/2022	18,900	43,750
10/10/2022	17,400	42,710
10/18/2022	18,500	43,870
10/25/2022	25,800	44,230
11/1/2022	17,900	43,530
11/9/2022	24,300	53,580
11/14/2022	21,900	53,460
11/22/2022	21,400	49,620
12/1/2022	15,200	67,310
12/7/2022	20,100	51,400
12/13/2022	21,800	42,550
12/19/2022	32,100	49,440
12/29/2022	24,300	62,050

SEE LAST PAGE OF TABLE FOR NOTES

APPENDIX E
TOTAL HEADER HYDROCARBON CONCENTRATIONS

Date	West Fenceline Concentration (ppmv)	Public Works Concentration (ppmv)
1/5/2023	31,400	51,250
1/10/2023	31,100	56,540
1/16/2023	31,500	49,840
1/24/2023	25,700	50,420
2/1/2023	32,600	56,450
2/7/2023	34,900	48,250
2/14/2023	40,200	56,450
2/22/2023	39,400	63,550
3/1/2023	34,500	44,320
3/6/2023	36,200	50,230
3/14/2023	32,000	46,040
3/22/2023	37,900	54,180
3/28/2023	32,200	45,620

No notes.

Appendix F
SVE System Flow Rates

SEE LAST PAGE OF TABLE FOR NOTES

APPENDIX F
SVE SYSTEM FLOW RATES

Date	West Fenceline Header[1] (SCFM)	Public Works Header[1] (SCFM)
4/5/2022	236	133
4/14/2022	308	29
4/19/2022	330	63
4/25/2022	291	54
5/2/2022	331	52
5/10/2022	391	52
5/17/2022	402	57
5/23/2022	346	51
6/1/2022	342	52
6/7/2022	332	53
6/14/2022	351	51
6/20/2022	363	52
6/28/2022	353	48
7/6/2022	324	53
7/12/2022	326	53
7/20/2022	285	41
7/27/2022	308	52
8/2/2022	301	56
8/9/2022	303	62
8/23/2022	321	59
9/1/2022	319	61
9/6/2022	308	56
9/13/2022	325	54
9/20/2022	302	40
9/27/2022	309	56
10/3/2022	291	56
10/10/2022	280	140
10/18/2022	254	31
10/25/2022	268	46
11/1/2022	251	36
11/9/2022	242	39
11/14/2022	241	36
11/22/2022	276	61
12/1/2022	286	73
12/7/2022	283	74
12/13/2022	297	70
12/19/2022	280	65
12/29/2022	353	85

SEE LAST PAGE OF TABLE FOR NOTES

APPENDIX F

SVE SYSTEM FLOW RATES

Date	West Fenceline Header[1] (SCFM)	Public Works Header[1] (SCFM)
1/5/2023	327	62
1/10/2023	327	55
1/16/2023	309	52
1/24/2023	280	43
2/1/2023	401	69
2/7/2023	354	56
2/14/2023	328	70
2/22/2023	305	59
3/1/2023	326	64
3/6/2023	319	73
3/14/2023	349	60
3/22/2023	350	70
3/28/2023	327	57

[1]USEPA Method 2 "Determination of Stack Gas Velocity and Volumetric Flow Rate (Type S Pitot Tube)" specifies that a default pitot tube coefficient of 0.99 shall be used to calculate flow if the coefficient is unknown and the tube is designed according to the criteria of Sections 6.7.1 to 6.7.5 of this method. During the 2nd Quarter 2013, a review of the calculation was performed and it was noted that a 0.67 coefficient should be used for the specific pitot tubes used to collect data at the site. AECOM has corrected the previously calculated mass removal to reflect the 0.67 pitot tube coefficient.

AECOM
100 N. Broadway, 20th Floor
St. Louis, MO 63102
aecom.com